















MAESTRO 2.0

PROFESSIONAL ARCHITECTURAL LIGHTING








linealightgroup

indoor range index









Downlights

Vos new  7	Quantum new  23	Warp new  35	Epitax new  57	Giotto new  67	Loro new  71	Anton  84
Cob new  93	LV - HV  113	Rada  125	Cell new  137	Illuminator  145	Optus_EX new  151	Play_System new  157










Projectors

Pound new  169	Angular  179	Optus_T new  187	Iris_T  197	Track System  203	Optus_W  209	Creek new  211
-----------------------------------------------------------------------------------------------------------------	-----------------------------------------------------------------------------------------------------	-------------------------------------------------------------------------------------------------------------------	----------------------------------------------------------------------------------------------------	------------------------------------------------------------------------------------------------------------	-------------------------------------------------------------------------------------------------------	-------------------------------------------------------------------------------------------------------------------

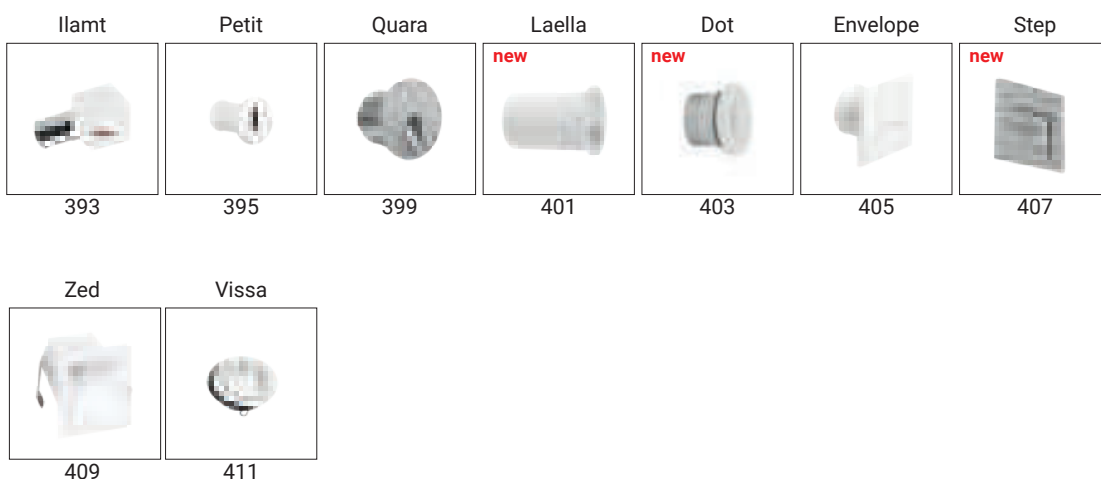
Ceiling

Albatros  229	Clear  237	Edith  241	Optiframe new  247	Tour new  251	Pool  273	Baton  281
Cell_C new  289						


Linear systems

Fylo+  295	Ink new  317	Rollip new  331	Shore  353	Trail  365	Archi-Cove  373	Ice-Cut new  377
Reika  381	Lafina  383					


Path markers




Small spotlights



Small projectors




Emergency



outdoor range index


Ceiling lamps



Wall lamps




Wall path markers




Uplights &




inground lamps



Bollards




Linear light



Accent lighting

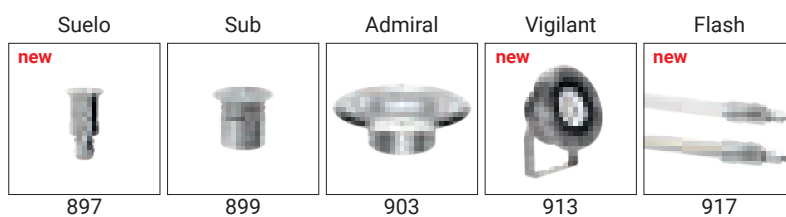


Light effects



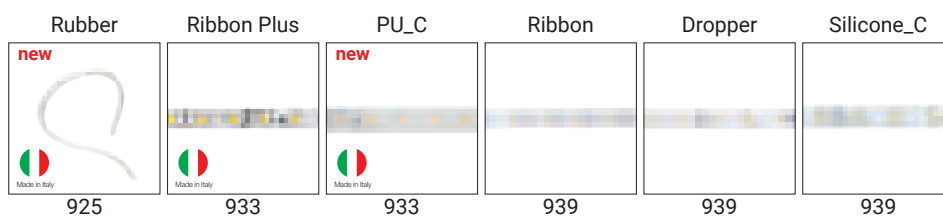
outdoor range index

Underwater




flex light range index

LED Strips



electronics range index

Electronics









A CREATIVE REALITY IDEAS IN DESIGN

A DESIGNER'S IDEA ENCAPSULATED IN A QUALITY PRODUCT THAT WILL WITHSTAND THE TEST OF TIME.

IMAGINE A COMPANY CAPABLE OF CREATING LIGHTING DESIGN SOLUTIONS THAT ARE COMPLETELY TAILOR-MADE FOR YOUR PROJECTS. A REVOLUTIONARY KNOWLEDGE OF LED TECHNOLOGY TO GUARANTEE QUALITY, SUSTAINABILITY AND EFFICIENCY IN ANY SITUATION. A SINGLE GROUP CONSISTING OF SPECIALISED DEPARTMENTS TO RESPOND TO YOUR PROJECT'S EVERY NEED.

AT A TIME WHERE IDEAS ARE RESTRAINED BY THE LOGIC OF PRODUCTION AND UNIFORMITY, LINEA LIGHT GROUP HAS, OVER THE YEARS, SUCCEEDED IN DEVELOPING AN APPROACH IN THE MARKET AIMED AT BREATHING NEW LIFE INTO THE IMAGINATION AND RESTORING THE POWER OF CREATIVITY TO THE DESIGNER IN ANY WAY AND BY ANY MEANS. THE COMPANY'S SUCCESS IN THE WORLD OF LIGHTING IS FOUNDED ON REAL VALUES THAT MAKE ALL THE DIFFERENCE: EXPERIENCE AND INNOVATION; INTERNATIONAL VISION AND TYPICALLY ITALIAN DESIGN AND AVANT-GARDE TECHNOLOGY COMBINED WITH HANDCRAFTED PRECISION. THEIR PHILOSOPHY ADDRESSES THE COMPLEXITIES OF THE WORLD WE LIVE IN IN ORDER TO RESEARCH, DEVELOP AND CREATE SOLUTIONS FAR FROM THE EVERYDAY AND IN PERFECT HARMONY WITH ARCHITECTURE, NATURE AND PEOPLE.





GLOBAL EXCELLENCE MADE IN ITALY

WORLDWIDE AVAILABILITY WITH PERSONALISED AND PUNCTUAL SERVICE

LINEA LIGHT GROUP IS A UNIQUE GROUP SPECIALISED IN A DIVERSE RANGE OF DOMAINS WITHIN THE WORLD OF LIGHTING. IT IS INDEPENDENT YET COORDINATED AT THE SAME TIME. ITS FORMULA ALLOWS FOR THE CREATION OF COMPLETE, UNIQUE SOLUTIONS IN ANY GIVEN CONTEXT: FROM INTEGRATED SYSTEMS FOR LARGE RESIDENTIAL OR PUBLIC BUILDINGS TO OUTDOORS OR UNDERWATER LIGHTING; FROM HOME ENVIRONMENTS TO COMMERCIAL, INDUSTRIAL, INSTITUTIONAL OR PUBLIC SPACES.

LINEA LIGHT GROUP STANDS OUT THANKS TO A MARKET APPROACH THAT IS ATTENTIVE TO SPECIFIC REQUIREMENTS AND TO THE DEMANDS OF LOCAL PARTNERS. ITS "THINK GLOBAL, ACT LOCAL" VISION FOCUSSES ON MAKING CONNECTIONS BETWEEN DIFFERENT AREAS AND ON MANAGING SERVICES FROM A SHORTER DISTANCE. TODAY, LINEA LIGHT GROUP IS A COMPANY WITH A STRONG INTERNATIONAL PRESENCE AND AN EXTENSIVE NETWORK: WHEREVER THEIR PROJECTS MAY TAKE THEM, THEIR PARTNERS WILL BE RIGHT BY THEIR SIDE.





ARCHI-TECH LIGHTING

A HARMONIOUS RELATIONSHIP WITH THE SURROUNDING ENVIRONMENT, A UNION WITH ARCHITECTURAL FEATURES.

TODAY, WE EXPECT LIGHTING TO INTEGRATE WITH ITS SURROUNDINGS, TO BE A VALUABLE ADDITION AND PROTAGONIST BUT NEVER THE PRIMA DONNA. LIGHTING TO ARCHITECTURE IS WHAT A GOOD COSTUME DESIGNER IS TO A PLAY: IT ADDS ATMOPSHERE TO EVERY SCENE.

MAESTRO 2.0 BRINGS TOGETHER FORMAL INNOVATION AND TECHNOLOGY BASED ON EXPERIENCE AND THE NEW DEMANDS OF ARCHITECTS AND LIGHTING DESIGNERS: THE PROPOSED SOLUTIONS CAN BE USED IN ANY GIVEN CIRCUMSTANCE, WITH PARTICULAR ATTENTION GIVEN TO INTEGRATION WITH ROOFS AND WALLS, ALL WHILST RETAINING A PROFESSIONAL STYLE. THIS ASPECT IS IN DIRECT OPPOSITION TO THE CURRENT FOCUS ON DESIGN AND A BALANCE BETWEEN THESE TWO CONCEPTS NEED TO BE STRUCK IN ORDER TO HIGHLIGHT WHAT IS TRULY IMPORTANT IN LIGHTING: THE LIGHT ITSELF.





THE PERFECT LIGHTING

RESEARCH AND DEVELOPMENT OF THE HIGHEST PERFORMING OPTICAL SYSTEMS

EACH LED IS CONFIGURED TO EMIT A SET AMOUNT OF LIGHT, BUT THE AMOUNT THAT IS ACTUALLY EMITTED IS DIFFERENT WHEN THE LAMP IS SUPPLIED WITH AN OPTICAL SYSTEM.

THE TASK OF FORMULATING THE EMISSION OF THE LIGHT BEAM FROM THE APPARATUS IS ENTRUSTED TO A DEDICATED OPTICAL SYSTEM, WHOSE PROVEN EFFICIENCY OPTIMISES THE LIGHT OUTPUT OF THE SOURCE.

THE ONGOING RESEARCH AND DEVELOPMENT OF LENSES AND REFLECTORS DESIGNED FOR AND PLANNED AROUND THE LED MEANS THAT, THANKS TO OUR KNOWLEDGE ACQUIRED OVER THE YEARS, WE CAN PROPOSE NEW TECHNICAL APPLICATIONS AIMED AT IMPROVING THE EXPERIENCE OF LIGHTING DESIGN IN A SIMPLE AND EFFICIENT WAY.



Narrow optics



Narrow Spot: 8°



Spot: 10°



Spot: 15°


Medium optics



Flood: 30°



Medium Flood: 45°



Medium Flood: 60°

Diffused optics




Wide Flood: 120°




General: 180°

Wall-mounted washing optics

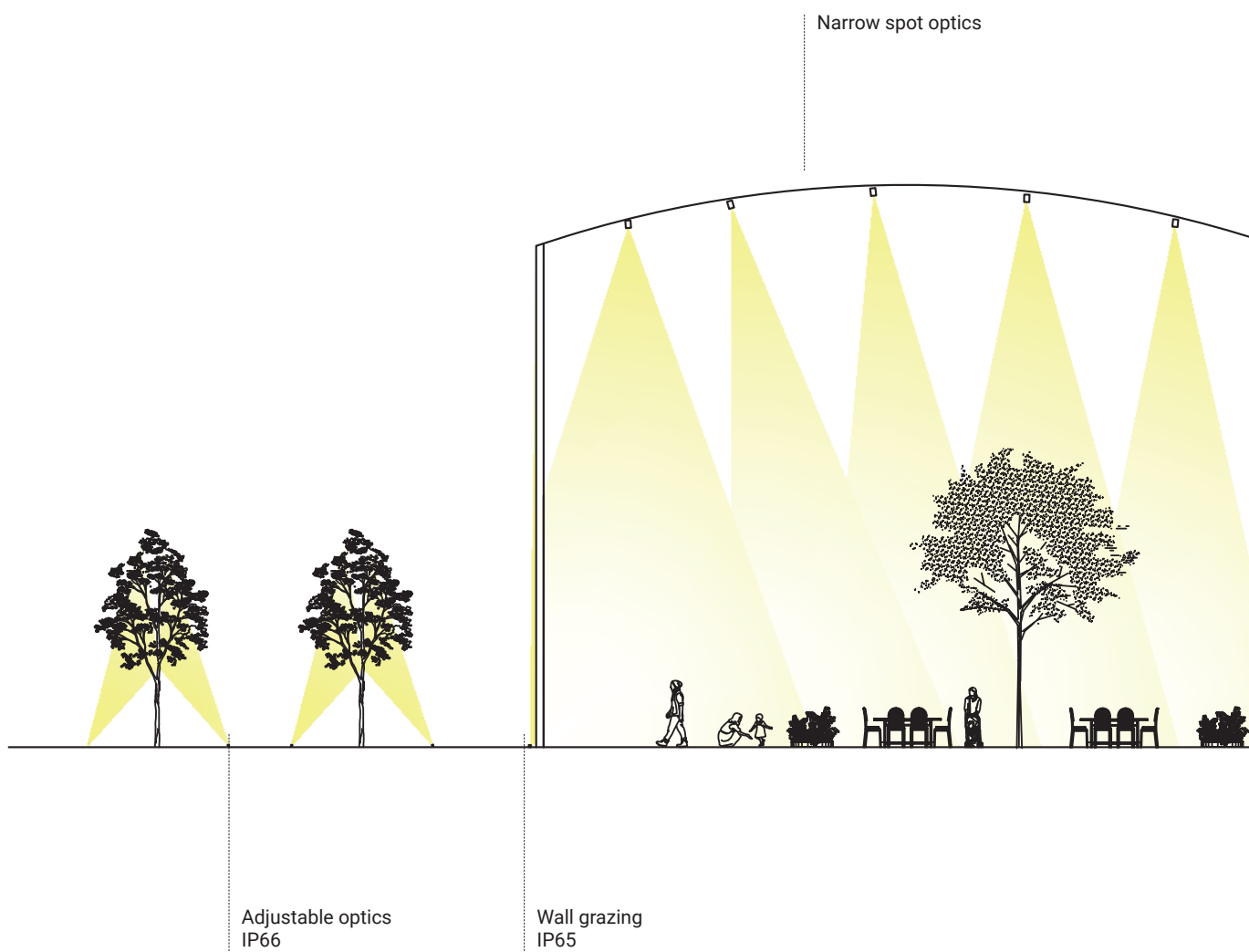


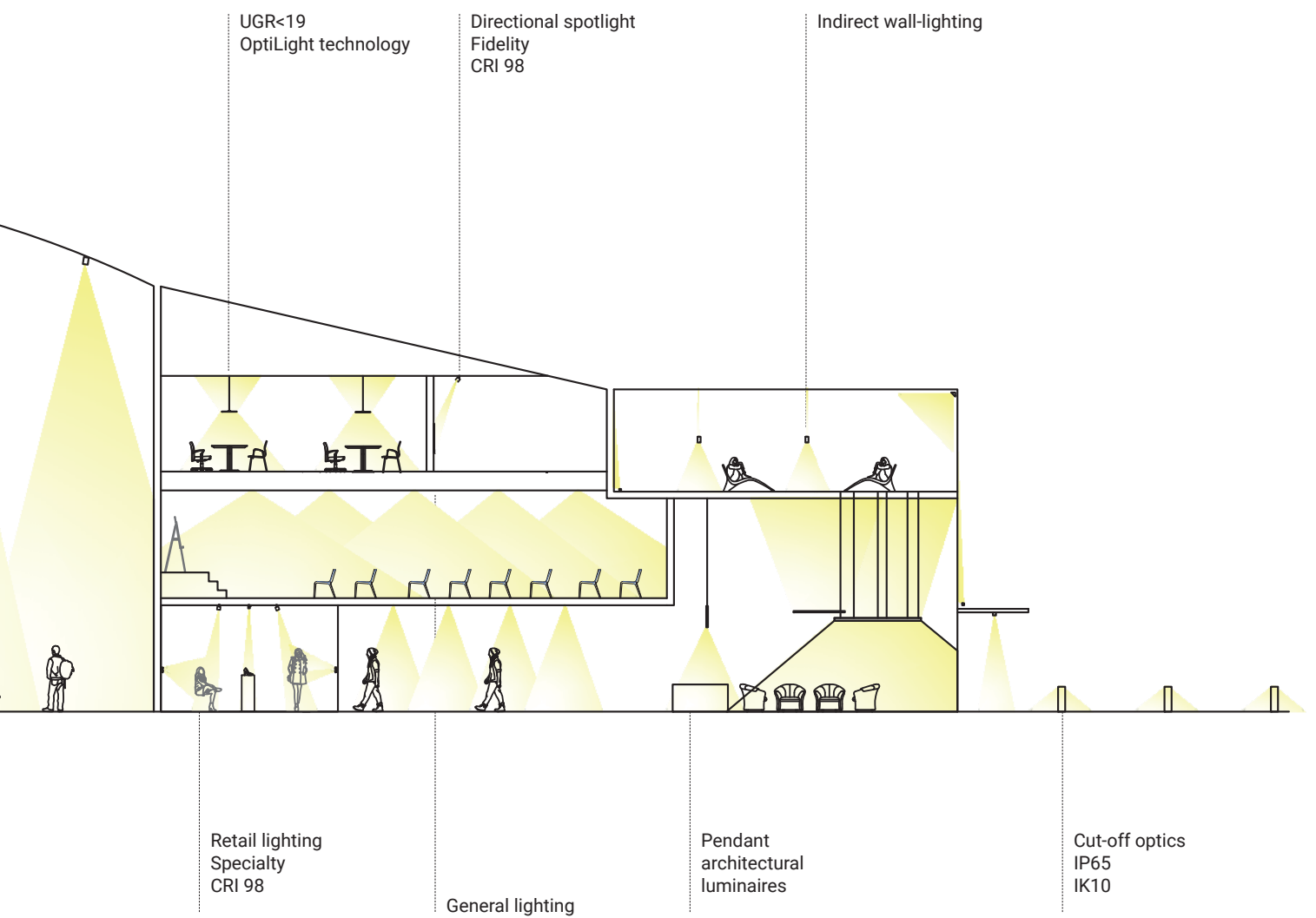
Asymmetric Wall Washer: 27°



Elliptic: 25°

DESIGN COMPLETENESS





EVOLUTIONS IN ENGINEERING

MINIATURISATION DOES NOT JUST MEAN MAKING PRODUCTS SMALLER.

THINKING OF IT IN THIS WAY MEANS THAT ASPECTS THAT ARE FUNDAMENTAL TO THIS PROCESS SUCH AS TECHNOLOGICAL INNOVATION, TOGETHER WITH THE STUDY OF MATERIALS, OPTICS AND APPLICATIONS, ARE OVERLOOKED. IN ADDITION, THE ADOPTION OF 'SPACESAVING' SOLUTIONS LIKE THE INTEGRATED AQUASTOP OR THE CV CONVERTER INCORPORATED WITHIN THE CABLE OR BODY OF THE LAMP ALLOWS US TO MAKE USE OF EACH PRECIOUS MILLIMETRE IN THE MOST EFFECTIVE WAY. TO CREATE PRODUCTS THAT ARE SMALL BUT POWERFUL.

IN THE SAME WAY, INCREASING THE RANGE DOES NOT SIMPLY MEAN MAKING MORE PRODUCTS

IT IS ACTUALLY A PRODUCTION PHILOSOPHY TO WHICH LINEA LIGHT GROUP IS FULLY COMMITTED. A RESPONSE TO SPECIFIC PROJECT DEMANDS WHICH CANNOT BE MET BY A SINGLE PRODUCT. A DIVERSIFIED RANGE ALLOWS EACH STAGE OF A PROJECT TO BE COMPLETED, FROM ILLUMINATING THE TALLEST HEIGHTS TO LIGHTING FOOTPATHS, ALL WHILST ENSURING THAT STYLISTIC UNIFORMITY IS MAINTAINED. THE DESIGNER CAN MEET ALL OF A SINGLE FAMILY'S TECHNOLOGICAL NEEDS THANKS TO A DIVERSE RANGE OF APPLICATIONS WITH VARIOUS VERSIONS AND POWERS AVAILABLE.



ORMA_FJ 13 W



INTEGRATED AQUASTOP

C.V.

VERSION WITH BUILT-IN CONVERTER

IP68



FRAME IN IP68



TILTING VERSION



MAESTRO 2.0



CUSTOM ORIENTED

THE BEST TAILOR-MADE DRESS

FOR US, TAILOR-MADE FIRSTLY INVOLVES LOOKING BACK AT OUR LEARNED EXPERIENCES SO THAT WE CAN MOVE FORWARDS AND CREATE SOMETHING COMPLETELY DIFFERENT. THIS KNOW-HOW ALLOWS US TO MAKE 'TAILOR-MADE' PRODUCTS, SIMILAR TO A DRESS THAT AN EXPERIENCED TAILOR HAS SEWN FOR HIS CUSTOMER.

'TAILOR-MADE' MEANS ADAPTING LATEST GENERATION PRODUCTS TO FIT PRE-EXISTING AND IRREPLACEABLE SYSTEMS, AN OCCURRENCE THAT IS ANYTHING BUT RARE. IT CAN ALSO MEAN SELECTING SPECIFIC DIODES WITH DIFFERENT COLOUR TEMPERATURES SUITABLE FOR A RANGE OF LIGHT SOURCES AND OPTICS ALLOWING FOR AN EXTREMELY DIVERSE RANGE OF USE. IN ADDITION, 'TAILOR-MADE', FOR US, MEANS CREATING ATTACHMENTS AND FIXTURES THAT ARE COMPATIBLE WITH IMPORTANT AND CORRODIBLE BUILDINGS OR ADAPTING A PRODUCT FOR PARTICULAR CLIMATIC CONDITIONS. LAST BUT NOT LEAST, 'TAILOR-MADE' MEANS KNOWING HOW TO ADAPT SINGLE PRODUCTS IN LENGTH, WIDTH AND SHAPE TO FULLY SATISFY MORE SPECIFIC LIGHTING NEEDS.



Detail of the profile designed specifically for the Curio Hotel project. The diffuser is painted in white to guarantee unobtrusive and scenic lighting. The LED circuits make use of Dynamic White technology and are managed by DMX protocol.



THE NEW LIGHTING ALPHABET

THE BEST LIGHTING ACCENTUATES THE ILLUMINATED OBJECT, ENHANCES ITS MOST ATTRACTIVE FEATURES AND PIQUES THE OBSERVER'S INTEREST.

THE SYNERGY BETWEEN CREE AND LINEA LIGHT GROUP HAS ALLOWED US TO REFINE NEW LIGHT SOURCES WITH THE AIM OF PROVIDING THE PERFECT LIGHTING FOR EVERY USE, WHETHER THAT BE IN AN OFFICE, MUSEUM OR FOR COMMERCIAL PURPOSES. BEHIND THIS IMPORTANT INNOVATION IS THE CLOSE ANALYSIS OF THE NEW PARAMETERS OUTLINED IN IES TM-30-15, A METHOD OF MEASURING THE MOST PRECISE LIGHTS AND MORE SPECIFICALLY, THE CRI. THE COMPARISON BETWEEN NATURAL LIGHT SOURCES AND LED FOR 99 COLOUR SAMPLES (CES- COLOUR EVALUATION SAMPLE), WITHIN SEVEN DIFFERENT CATEGORIES (NATURAL COLOURS, SKIN TONE, MATERIAL, COLOURS IN PAINTINGS, PLASTICS, PRINTED MATERIALS AND COLOUR SYSTEMS) DETERMINES Rf OR FIDELITY. THE RESULT IS DISPLAYED ON A SCALE BETWEEN 0 AND 100 WHERE THE MAXIMUM VALUE SHOWS COMPLETE FIDELITY. THE OTHER VALUE TAKEN FROM TM-30-15 IS THE GAMUT OR Rg, WHICH IS INDICATED BY A FIGURE BETWEEN 60 AND 140. THIS EXPRESSES THE DEGREE OF SATURATION OF THE COLOURS ILLUMINATED BY THE LIGHT SOURCE.

CRI COLOUR RANGE



The 99 samples used for determining TM-30 are the result of a logarithmic selection out of the 105,000 colours visible to the human eye.

TM-30 COLOUR RANGE





FIDELITY

Rf - fidelity	97,8
RG - gamut	101
R9 - rosso	98
R12 - blu	95

(Values Detected)

SPECIALTY


Rf - fidelity	96
RG - gamut	103
R9 - rosso	96
R12 - blu	91


(Values Detected)

BALANCE

Rf - fidelity	93
RG - gamut	100
R9 - rosso	71
R12 - blu	87

(Values Detected)




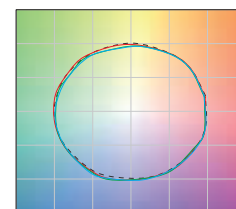
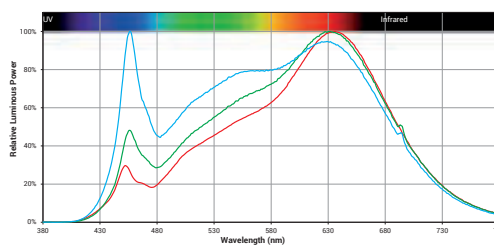
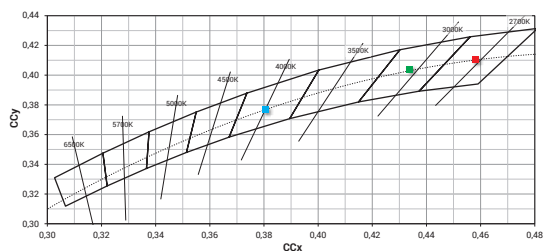


FIDELITY

FIDELITY IN THE REPRESENTATION OF A COLOUR IN ALL OF ITS SHADES.

Mainly used in museums and in more prestigious retail spaces where the aim is to show the true depth of colours.

RF 93 - RG 99
CRI Ra 98
100 lm/W
2-step SDCM
(Typical Values)

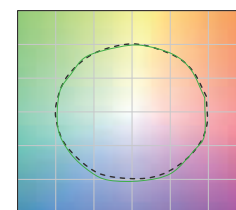
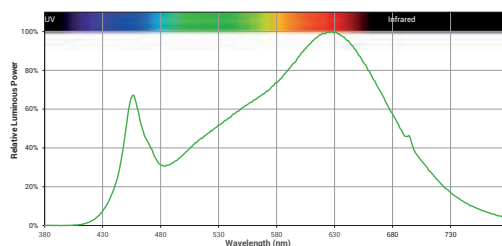
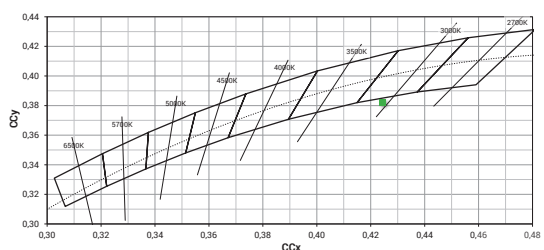


SPECIALITY

RANGE OF CHROMATIC SATURATION.

This selection is designed for all retail spaces where, rather than highlighting the colours, the aim is to create an ambiance that is not so much tied to the products on offer but to the overall experience.

RF 93 - RG 99
CRI Ra 98
100 lm/W
2-step SDCM
(Typical Values)



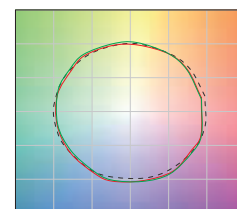
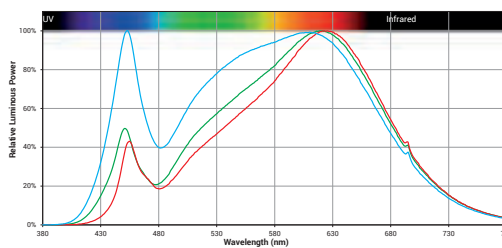
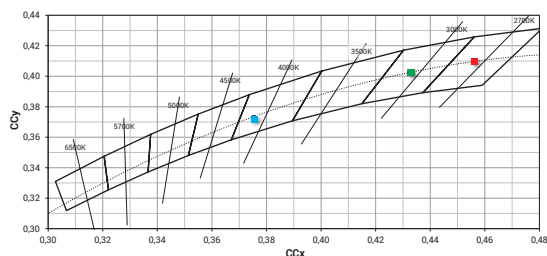
BALANCE



EFFICIENCY IN TERMS OF
EMISSION AND OPTIMUM
BALANCE BETWEEN FIDELITY AND
GAMUT.

LED with high efficiency in terms of lumen/W
which is suited to all applications where there
are no specific requirements to emphasise
colour.

RF 92 - RG 100
CRI 92
115 lm/W
**2-step SDCM (Typical
Values)**







ELECTRONIC CENTRE

BETTER LONGEVITY GUARANTEED

ELECTRONICS, THE BEATING HEART OF ANY MODERN PIECE OF TECHNOLOGY, IS CENTRAL TO THE FIELD OF LED AND, CONSEQUENTLY, TO THE DEVELOPMENT OF LINEA LIGHT GROUP'S PROJECTS.

THIS IS BECAUSE, ALTHOUGH THIS TECHNOLOGY IS EXTREMELY ADAPTABLE, A BESPOKE CIRCUIT CREATED FOR A SPECIFIC PURPOSE IS BETTER ABLE TO FULLY EMPHASISE THE LIGHTING QUALITY OF THE SELECTED DIODES AND HOW THEY FULFIL THE PURPOSE FOR WHICH THE LAMPS WERE DESIGNED AND CREATED.

COMPATIBILITY, SAFETY, PERFORMANCE: A TRIO OF EXCELLENCE ENABLING US TO GUARANTEE SAFE AND EFFICIENT PRODUCTS.



CHIP
Control-Unit



SURGE
Immunity



OVP
Over-voltage
protection



ESD
Electro-static
discharge protection



SmartWave™
LED Control-gears



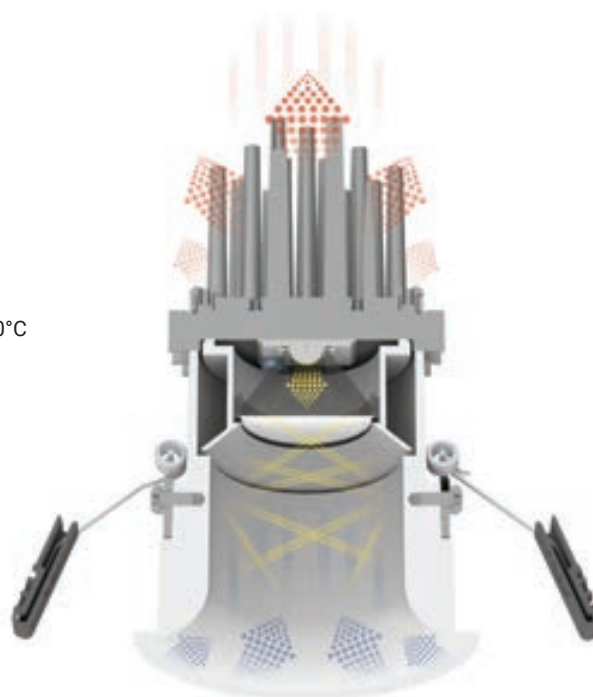


RELIABILITY AND PERFORMANCE

EACH DEVICE IS CONFIGURED AND DESIGNED TO HIGHLIGHT THE CAPACITY OF THE SOURCE AS MUCH AS POSSIBLE.

IN THE DESIGN STAGE, IT IS NOT JUST APPEARANCES THAT MATTER. THE MAIN ROLE OF THE BODY IS TO MAINTAIN A RUNNING TEMPERATURE LOWER THAN 60°C SO THAT THE PERFORMANCE OF THE LED AND THE LIFE CYCLE OF THE LAMP ARE NOT IMPACTED. TO ENSURE THE CORRECT THERMAL DISSIPATION, THE JOINT TEMPERATURE IS USED AS A REFERENCE POINT. THIS IS MEASURED WHERE THE DIODE SUBSTRATE AND THE PRINTED CIRCUIT MEET. THIS ALLOWS US TO BE CERTAIN THAT NO LIGHT SOURCE USED WILL UNDERGO FLUCTUATIONS THAT COULD COMPROMISE THE QUALITY AND PERFORMANCE OF THE LAMP.


Joint temperature < 60°C



Luminous Flow




MAESTRO 2.0



THE VALUES "L" AND "B" INDICATE, RESPECTIVELY, THE PERCENTAGE OF WASTE LIGHT FLOW AND THE PERCENTAGE OF LEDS THAT DO NOT COMPLY WITH THE SPECIFICATION OVER A PERIOD OF TIME INDICATED BY THE MANUFACTURER. AN AMBIENT TA TEMPERATURE IS CONSIDERED TO BE CONSTANT AT 25°C AND A CONTACT TEMPERATURE TC IS CONSIDERED TO BE 60°C.

A LED STATING L70B10=223,824 HOURS INDICATES THAT ONCE 223,824 HOURS IS REACHED, 90% (B10) OF THE DIODES DEMONSTRATE WASTE LIGHT FLOW EQUAL TO OR MORE THAN 70% OF THE INITIAL LIGHT FLOW (L70).



QUALITY CERTIFICATE

ALL TESTS ARE DEVELOPED INTERNALLY WITH THE ASSISTANCE OF SOPHISTICATED INSTRUMENTS, UNDER THE CONTROL OF HIGHLY QUALIFIED PERSONNEL AND IN COMPLIANCE WITH CURRENT REGULATORY STANDARDS.

- JOINT TEMPERATURE
- PHOTOMETRIC MATTERS
- MECHANICAL RESISTANCE TO KNOCKS
- FIRE RESISTANCE
- SALT MIST
- RESISTANCE TO TRAMPLING/TRAFFICABILITY
- PROTECTION AGAINST SOLID AND LIQUID BODIES
- RESISTANCE TO SOLAR RADIATION
- RESISTANCE TO VIBRATIONS AND MECHANICAL STRESSES
- CLIMATIC CHAMBER

IN ADDITION TO GENERAL TESTING THERE IS ALSO ELECTRONIC TESTING:

- POWER SURGES
- ELECTROSTATIC DISCHARGE
- DALI COMPATIBILITY



WARRANTY

INEA LIGHT GROUP OFFERS A 5-YEAR WARRANTY ON ITS PRODUCTS AGAINST MANUFACTURING DEFECTS, SUBJECT TO FILLING IN THE ACTIVATION FORM AVAILABLE AT WWW.LINEALIGHT.COM.


IN THE ABSENCE OF ACTIVATION, THE STATUTORY WARRANTY REMAINS VALID.

ALL POWER SUPPLY, WIRING AND ACCESSORIES USED FOR PRODUCT INSTALLATION SHALL BE ORIGINAL LINEA LIGHT GROUP PARTS OR APPROVED BY THE COMPANY. THE WARRANTY WILL BECOME VOID IF NON ORIGINAL OR NON APPROVED PARTS ARE USED.


FOR MORE INFORMATION
WWW.LINEALIGHT.COM

downlight range index

Vos




Quantum



Warp




Epitax




Giotto



Loro










Anton













COB

COB40 new  94	COB44_R  97	COB44_RJ  97	COB44_Q  98	COB44_QJ  98	COB20  103	COB65  111
----------------------------------------------------------------------------------------------------------------	----------------------------------------------------------------------------------------------------	-----------------------------------------------------------------------------------------------------	----------------------------------------------------------------------------------------------------	-------------------------------------------------------------------------------------------------------	-----------------------------------------------------------------------------------------------------	-----------------------------------------------------------------------------------------------------



LV | HV

LV44_RD  115	LV54  119	HV54  120	HV54_Q  122	HV44_Q  124
-----------------------------------------------------------------------------------------------------	--------------------------------------------------------------------------------------------------	--------------------------------------------------------------------------------------------------	----------------------------------------------------------------------------------------------------	------------------------------------------------------------------------------------------------------



Rada

Rada_R  129	Rada_RO  131	Rada_Q  133
----------------------------------------------------------------------------------------------------	-----------------------------------------------------------------------------------------------------	----------------------------------------------------------------------------------------------------



Cell

Gypsum Cell new  139	Cell new  143
-------------------------------------------------------------------------------------------------------------------------	------------------------------------------------------------------------------------------------------------------

Illuminator

Mini Illuminator  147	Illuminator  149
----------------------------------------------------------------------------------------------------------------	-----------------------------------------------------------------------------------------------------------

Optus_EX

Optus_EX  155	Optus_EX  156
--------------------------------------------------------------------------------------------------------	--------------------------------------------------------------------------------------------------------

Play_System

Play_Navata new  159	Play_Quantum new  159	Play_S new  160	Play_P new  160	Play_Giotto new  160
-------------------------------------------------------------------------------------------------------------------------	--------------------------------------------------------------------------------------------------------------------------	--------------------------------------------------------------------------------------------------------------------	--------------------------------------------------------------------------------------------------------------------	---------------------------------------------------------------------------------------------------------------------------









VOS



A complete range of downlights conceived for modern lighting. Vos offers high performance, controlled UGR and minimum aesthetic impact due to the slim and resistant flange. Redesigned and expanded, the new range of Vos products comes in many variants and power.

Materials


Aluminium body



















Steel flange

Black-painted optics compartment



vos range




	1,5 W	2 W	4 W	6 W	8 W	15 W	25 W
_R 	Ø 20 mm	Ø 35 mm	Ø 35 mm	Ø 42 mm	Ø 71 mm	Ø 105 mm	Ø 135 mm
_RJ 	-	-	Ø 60 mm	-	Ø 75 mm	Ø 100 mm	-
_Q 	□ 20 mm	□ 35 mm	□ 35 mm	□ 42 mm	□ 71 mm	□ 105 mm	□ 135 mm
_QJ 	-	-	□ 60 mm	-	□ 75 mm	□ 100 mm	-
Accessories	-						
Finish							
Balance CRI 92	2700K 3000K	2700K 3000K	2700K 3000K 4000K	2700K 3000K 4000K	2700K 3000K 4000K	2700K 3000K 4000K	2700K 3000K 4000K
Efficiency CRI 80	2700K 3000K 4000K	2700K 3000K 4000K	2700K 3000K 4000K	2700K 3000K 4000K	2700K 3000K 4000K	2700K 3000K 4000K	2700K 3000K 4000K
Optics	Medium Flood	Spot Medium Flood Flood	Spot Medium Flood Flood	Spot Medium Flood Flood	Spot Medium Flood Flood	Spot Medium Flood Flood	Spot Medium Flood Flood
Driver	On/Off 1-10 V DALI	On/Off 1-10 V DALI	On/Off 1-10 V DALI	On/Off 1-10 V DALI	On/Off 1-10 V DALI	On/Off 1-10 V DALI	On/Off 1-10 V DALI
	15 mm	29 mm	29 mm 54 mm (J)	35 mm	64 mm 70 mm (J)	95 mm	121 mm

F.O.L.™

The optics group consists of a polycarbonate lens combined with F.O.L.™ (Filtering Optical Layers) filters: a 5-filter patented system made of polyethylene terephthalate with different levels of opacity to safeguard the clarity of the light beam and it guarantees optimal optical efficiency.

HC Visual comfort

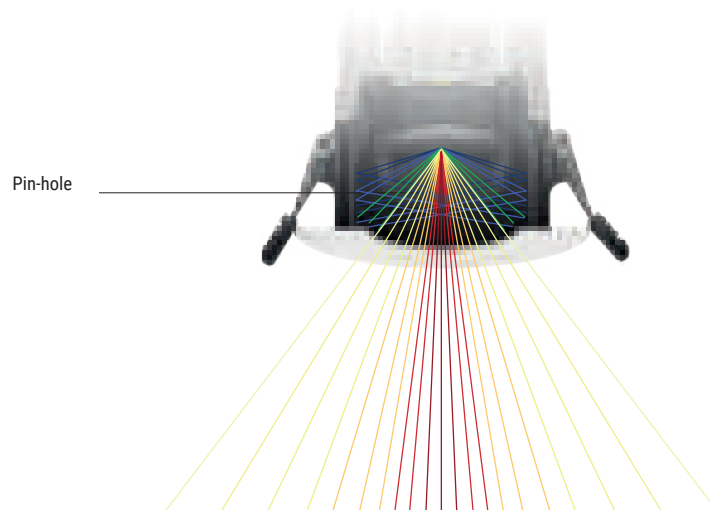
The honeycomb-like filter integrated in the Honeycomb versions allows to shield the source further. The hexagonal microcells forming the grid contribute towards shielding the secondary light beam, thus almost eliminating the glaring altogether.



IP44
IP65

Pinhole

The optics compartment applies the pin-hole camera concept, thus guaranteeing reflectance control. The source is positioned on a receded plane with respect to the opening of the compartment: the photons forming the primary light beam project without being hindered; on the contrary, the outermost photons bounce in the compartment, painted black to obtain maximum degree of absorption, progressively dimming up to complete exhaustion.



Tilting version

The Vos_RJ and Vos_QJ range of products come with a 360° mobility on the horizontal axis and a 35° tilt on the vertical axis.

Shielding of the optics compartment


The downlight structure was designed to avoid rear light dispersion and for shielding the internal of the dropped ceiling.

Accessory

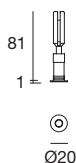
The equipment can be directed using a special accessory key, provided at purchase, hence avoiding touching the optics with the fingers directly, dirtying it.



Vos_R | Downlight | powerLED 1,5 W 500 mA



15



The power supply requires a larger hole than the one indicated for the spotlight

Balance - CRI 92

White	90622	2700 K	134 lm	M	Medium Flood	20
Black	90623	3000 K	153 lm	W	Medium Flood	35

Efficiency - CRI 80

White	90408	2700 K	187 lm	M	Medium Flood	20
Black	90409	3000 K	199 lm	W	Medium Flood	35
		4000 K	213 lm	N		

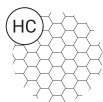
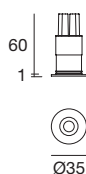
Electronics

 99195 ON/OFF 1 - 2 art.	 99709 0/1-10V converter 1 art.	+ driver CV 24V 	 99712 DALI converter 1 art.	+ driver CV 24V
------------------------------------------	-------------------------------------------------	---------------------	----------------------------------------------	---------------------

Vos_R | Downlight | powerLED 2 W 630 mA



29



The power supply requires a larger hole than the one indicated for the spotlight

Balance - CRI 92

White	90626	2700 K	157 lm	M	Spot	15
Black	90627	3000 K	179 lm	W	Medium Flood	30
					Flood	60

HC

White	90634
Black	90635

Efficiency - CRI 80

White	90412	2700 K	219 lm	M	Spot	15
Black	90413	3000 K	233 lm	W	Medium Flood	30
		4000 K	249 lm	N	Flood	60

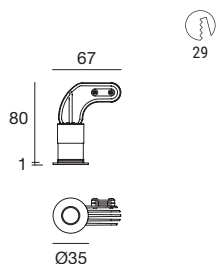
HC

White	90632
Black	90633

Electronics

 89147 ON/OFF 1 - 2 art.	 99710 0/1-10V converter 1 art.	+ driver CV 24V 	 99713 DALI converter 1 art.	+ driver CV 24V
------------------------------------------	-------------------------------------------------	---------------------	----------------------------------------------	---------------------

Vos_R | Downlight | powerLED 4 W 350 mA



29

Balance - CRI 92

White	90638	2700 K	395 lm	M	Spot	15
Black	90639	3000 K	423 lm	W	Medium Flood	30
		4000 K	456 lm	N	Flood	60

HC

White	90646
Black	90647

Efficiency - CRI 80

White	90416	2700 K	490 lm	M	Spot	15
Black	90417	3000 K	490 lm	W	Medium Flood	30
		4000 K	529 lm	N	Flood	60

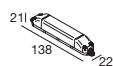
HC

White	90644
Black	90645

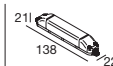


The power supply requires a larger hole than the one indicated for the spotlight

Electronics



89145
ON/OFF
1 art.



99708
0/1-10V converter
1 art.

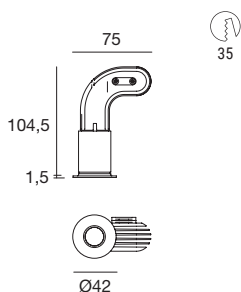
+ driver CV 24V
▶ 981



99711
DALI converter
1 art.

+ driver CV 24V
▶ 981

Vos_R | Downlight | powerLED 6 W 500 mA



35

Balance - CRI 92

White	90650	2700 K	532 lm	M	Spot	15
Black	90651	3000 K	569 lm	W	Medium Flood	30
		4000 K	614 lm	N	Flood	60

HC

White	90658
Black	90659

Efficiency - CRI 80

White	90420	2700 K	659 lm	M	Spot	15
Black	90421	3000 K	659 lm	W	Medium Flood	30
		4000 K	711 lm	N	Flood	60

HC

White	90656
Black	90657



RTG 90420W30
90420W60

Electronics



99377
ON/OFF
1 art.

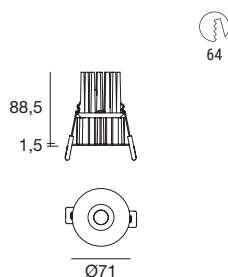



99714
0/1-10V
1 art.



99715
DALI
1 art.

Vos_R | Downlight | powerLED 8 W 700 mA



64

Balance - CRI 92

White	90662	2700 K	689 lm	M	Spot	15
Black	90663	3000 K	738 lm	W	Medium Flood	30
		4000 K	796 lm	N	Flood	45

HC

White	90670
Black	90671

Efficiency - CRI 80

White	90430	2700 K	854 lm	M	Spot	15
Black	90431	3000 K	854 lm	W	Medium Flood	30
		4000 K	922 lm	N	Flood	45

HC

White	90668
Black	90669

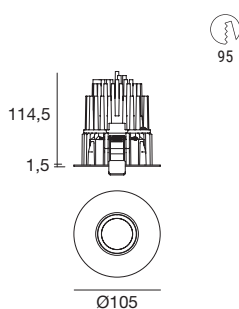


RTG **90430W30**
90430W45

Electronics

99735 ON/OFF 1 art.	99733 0/1-10V 1 art.	99731 DALI 1 art.

Vos_R | Downlight | arrayLED 15 W 400 mA



95

Balance - CRI 92

White	90674	2700 K	1568 lm	M	Spot	15
Black	90675	3000 K	1677 lm	W	Medium Flood	30
		4000 K	1804 lm	N	Flood	60

HC

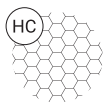
White	90682
Black	90683

Efficiency - CRI 80

White	90440	2700 K	1932 lm	M	Spot	15
Black	90441	3000 K	1932 lm	W	Medium Flood	30
		4000 K	2078 lm	N	Flood	60

HC

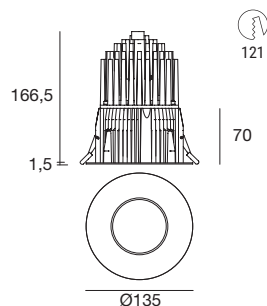
White	90680
Black	90681



Electronics

99740 ON/OFF 1 art.	99739 0/1-10V 1 art.	99738 DALI 1 art.

Vos_R | Downlight | arrayLED 25 W 700 mA



121

HC

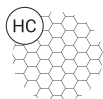
Balance - CRI 92

White	80722	2700 K	2598 lm	M	Spot	15	
Black	80723	3000 K	2794 lm	W	Medium Flood	30	
		4000 K	2990 lm	N	Flood	60	
White	90690						
Black	90691						

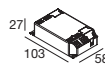
Efficiency - CRI 80

White	80724	2700 K	3210 lm	M	Spot	15	
Black	80725	3000 K	3431 lm	W	Medium Flood	30	
		4000 K	3431 lm	N	Flood	60	
White	90688						
Black	90689						

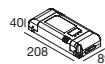
HC



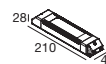
Electronics



99112
ON/OFF
1 art.

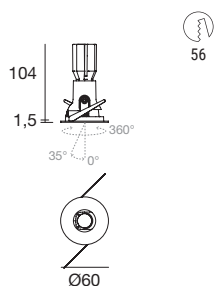


99188
0/1-10V DALI
1 art.



99330
DALI
1 art.

Vos_RJ | Downlight | powerLED 4 W 350 mA



56

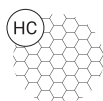
HC

Balance - CRI 92

White	81266	2700 K	395 lm	M	Spot	15
Black	81267	3000 K	423 lm	W	Medium Flood	30
		4000 K	456 lm	N	Flood	60
White	81114					
Black	81115					

Efficiency - CRI 80

White	81268	2700 K	490 lm	M	Spot	15
Black	81269	3000 K	490 lm	W	Medium Flood	30
		4000 K	529 lm	N	Flood	60
White	81118					
Black	81119					

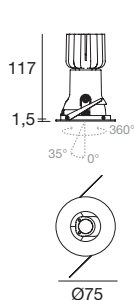
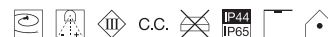


The power supply requires a larger hole than the one indicated for the spotlight

Electronics

211 138 22	89145 ON/OFF 1 art.					
211 138 22	99708 0/1-10V converter 1 art.	+ driver CV 24V	981			
211 138 22	99711 DALI converter 1 art.	+ driver CV 24V	981			

Vos_RJ | Downlight | powerLED 8 W 700 mA



70

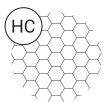
HC

Balance - CRI 92

White	81274	2700 K	689 lm	M	Spot	15
Black	81275	3000 K	738 lm	W	Medium Flood	30
		4000 K	796 lm	N	Flood	45
White	81122					
Black	81123					

Efficiency - CRI 80

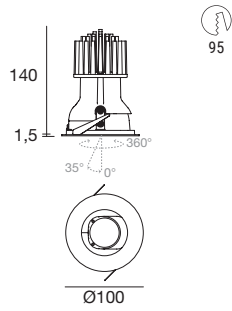
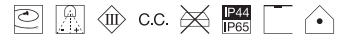
White	81276	2700 K	854 lm	M	Spot	15
Black	81277	3000 K	854 lm	W	Medium Flood	30
		4000 K	922 lm	N	Flood	45
White	81126					
Black	81127					



Electronics

311 134 37	99735 ON/OFF 1 art.					
311 134 37	99733 0/1-10V 1 art.					
311 134 37	99731 DALI 1 art.					

Vos_RJ | Downlight | arrayLED 15 W 400 mA



Balance - CRI 92

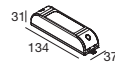
White	81282	2700 K	1568 lm	M	Spot	15
Black	81283	3000 K	1677 lm	W	Medium Flood	30
		4000 K	1804 lm	N	Flood	60

Efficiency - CRI 80

White	81320	2700 K	1932 lm	M	Spot	15
Black	81285	3000 K	1932 lm	W	Medium Flood	30
		4000 K	2078 lm	N	Flood	60



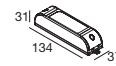
Electronics



99740
ON/OFF
1 art.

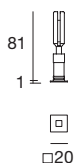



99739
0/1-10V
1 art.



99738
DALI
1 art.

Vos_Q | Downlight | powerLED 1,5 W 500 mA



The power supply requires a larger hole than the one indicated for the spotlight

Balance - CRI 92

White	90620	2700 K	134 lm	M	Medium Flood	20
Black	90621	3000 K	153 lm	W	Medium Flood	35

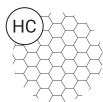
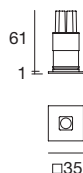


Efficiency - CRI 80

White	90406	2700 K	187 lm	M	Medium Flood	20
Black	90407	3000 K	199 lm	W	Medium Flood	35
		4000 K	213 lm	N		

Electronics

 99195 ON/OFF 1 - 2 art.	 99709 0/1-10V converter 1 art.	+ driver CV 24V 	 99712 DALI converter 1 art.	+ driver CV 24V
------------------------------------------	-------------------------------------------------	---------------------	----------------------------------------------	---------------------

Vos_Q | Downlight | powerLED 2 W 630 mA



The power supply requires a larger hole than the one indicated for the spotlight

Balance - CRI 92

White	90624	2700 K	157 lm	M	Spot	15
Black	90625	3000 K	179 lm	W	Medium Flood	30
					Flood	60



White	90630
Black	90631

Efficiency - CRI 80

White	90410	2700 K	219 lm	M	Spot	15
Black	90411	3000 K	233 lm	W	Medium Flood	30
		4000 K	249 lm	N	Flood	60

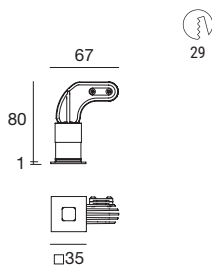



White	90628
Black	90629

Electronics

 89147 ON/OFF 1 - 2 art.	 99710 0/1-10V converter 1 art.	+ driver CV 24V 	 99713 DALI converter 1 art.	+ driver CV 24V
------------------------------------------	-------------------------------------------------	---------------------	----------------------------------------------	---------------------

Vos_Q | Downlight | powerLED 4 W 350 mA



Balance - CRI 92

White	90636	2700 K	395 lm	M	Spot	15
Black	90637	3000 K	423 lm	W	Medium Flood	30
		4000 K	456 lm	N	Flood	60



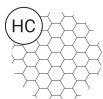
White	90642
Black	90643

Efficiency - CRI 80

White	90414	2700 K	490 lm	M	Spot	15
Black	90415	3000 K	490 lm	W	Medium Flood	30
		4000 K	529 lm	N	Flood	60

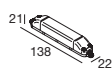


White	90640
Black	90641

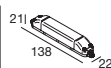


The power supply requires a larger hole than the one indicated for the spotlight

Electronics

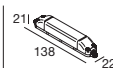


89145
ON/OFF
1 art.



99708
0/1-10V converter
1 art.

+ driver CV 24V
981

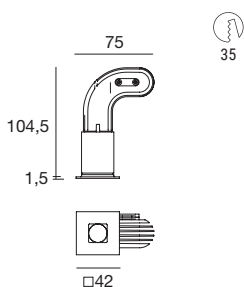


99711
DALI converter
1 art.

+ driver CV 24V
981



Vos_Q | Downlight | powerLED 6 W 500 mA



Balance - CRI 92

White	90648	2700 K	532 lm	M	Spot	15
Black	90649	3000 K	569 lm	W	Medium Flood	30
		4000 K	614 lm	N	Flood	60



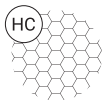
White	90654
Black	90655

Efficiency - CRI 80

White	90418	2700 K	659 lm	M	Spot	15
Black	90419	3000 K	659 lm	W	Medium Flood	30
		4000 K	711 lm	N	Flood	60



White	90652
Black	90653



Electronics



99377
ON/OFF
1 art.

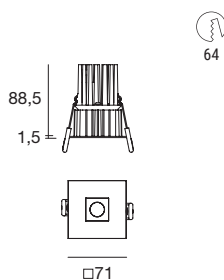



99714
0/1-10V
1 art.



99715
DALI
1 art.

Vos_Q | Downlight | powerLED 8 W 700 mA



64

Balance - CRI 92

White	90660	2700 K	689 lm	M	Spot	15
Black	90661	3000 K	738 lm	W	Medium Flood	30
		4000 K	796 lm	N	Flood	45

HC

White	90666
Black	90667

Efficiency - CRI 80

White	90428	2700 K	854 lm	M	Spot	15
Black	90429	3000 K	854 lm	W	Medium Flood	30
		4000 K	922 lm	N	Flood	45

HC

White	90664
Black	90665



Electronics

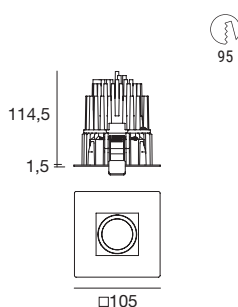



99735
ON/OFF
1 art.

99733
0/1-10V
1 art.

99731
DALI
1 art.

Vos_Q | Downlight | arrayLED 15 W 400 mA



95

Balance - CRI 92

White	90672	2700 K	1568 lm	M	Spot	15
Black	90673	3000 K	1677 lm	W	Medium Flood	30
		4000 K	1804 lm	N	Flood	60

HC

White	90678
Black	90679

Efficiency - CRI 80

White	90438	2700 K	1932 lm	M	Spot	15
Black	90439	3000 K	1932 lm	W	Medium Flood	30
		4000 K	2078 lm	N	Flood	60

HC

White	90676
Black	90677



Electronics

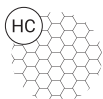
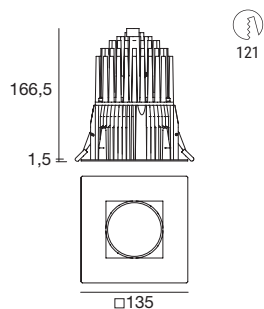


99740
ON/OFF
1 art.

99739
0/1-10V
1 art.

99738
DALI
1 art.

Vos_Q | Downlight | arrayLED 25 W 700 mA



Balance - CRI 92

White	80726	2700 K	2598 lm	M	Spot	15
Black	80727	3000 K	2794 lm	W	Medium Flood	30
		4000 K	2990 lm	N	Flood	60



White	90686
Black	90687

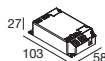
Efficiency - CRI 80

White	80728	2700 K	3210 lm	M	Spot	15
Black	80729	3000 K	3431 lm	W	Medium Flood	30
		4000 K	3431 lm	N	Flood	60



White	90684
Black	90685

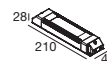
Electronics



99112
ON/OFF
1 art.

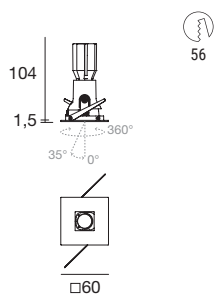


99188
0/1-10V DALI
1 art.



99330
DALI
1 art.

Vos_QJ | Downlight | powerLED 4 W 350 mA



56

Balance - CRI 92

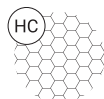
White	81270	2700 K	395 lm	M	Spot	15
Black	81271	3000 K	423 lm	W	Medium Flood	30
		4000 K	456 lm	N	Flood	60

White	80478
Black	80479

Efficiency - CRI 80

White	81272	2700 K	490 lm	M	Spot	15
Black	81273	3000 K	490 lm	W	Medium Flood	30
		4000 K	529 lm	N	Flood	60

White	80476
Black	80477



Built-in honeycomb filter

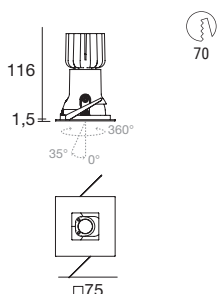
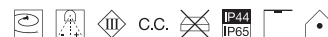


The power supply requires a larger hole than the one indicated for the spotlight

Electronics

211 138 22	89145 ON/OFF 1 art.		211 138 22	99708 0/1-10V converter 1 art.	+ driver CV 24V 981	211 138 22	99711 DALI converter 1 art.	+ driver CV 24V 981
------------------	----------------------------------	--	------------------	---------------------------------------------	------------------------	------------------	------------------------------------------	------------------------

Vos_QJ | Downlight | powerLED 8 W 700 mA



70

Balance - CRI 92

White	81278	2700 K	689 lm	M	Spot	15
Black	81279	3000 K	738 lm	W	Medium Flood	30
		4000 K	796 lm	N	Flood	45

White	80490
Black	80491

Efficiency - CRI 80

White	81280	2700 K	854 lm	M	Spot	15
Black	81281	3000 K	854 lm	W	Medium Flood	30
		4000 K	922 lm	N	Flood	45

White	80488
Black	80489

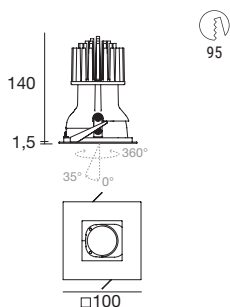


Built-in honeycomb filter

Electronics

311 134 37	99735 ON/OFF 1 art.	311 134 37	99733 0/1-10V 1 art.	311 134 37	99731 DALI 1 art.
------------------	----------------------------------	------------------	-----------------------------------	------------------	--------------------------------

Vos_QJ | Downlight | arrayLED 15 W 400 mA



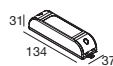
Balance - CRI 92

White	81286	2700 K	1568 lm	M	Spot	15
Black	81287	3000 K	1677 lm	W	Medium Flood	30
		4000 K	1804 lm	N	Flood	60

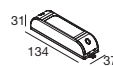
Efficiency - CRI 80

White	81288	2700 K	1932 lm	M	Spot	15
Black	81289	3000 K	1932 lm	W	Medium Flood	30
		4000 K	2078 lm	N	Flood	60

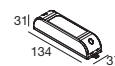
Electronics



99740
ON/OFF
1 art.



99739
0/1-10V
1 art.



99738
DALI
1 art.

quantum




An organic-shaped downlight, with a deep optics compartment and with soft and refined lines, winners of the prestigious RedDot Award.

















Materials

Aluminium body



quantum range



	1,5 W	2 W	4 W	6 W	10 W	15 W	25 W
_R 	Ø 18 mm	Ø 24 mm	Ø 35 mm	Ø 42 mm	Ø 60 mm	Ø 83 mm	Ø 135 mm
_RJ 	-	Ø 50 mm	Ø 50 mm	Ø 55 mm	Ø 70 mm	Ø 80 mm	-
Accessories	-	 (_RJ)					
Finish							
Balance CRI 92	2700K 3000K	2700K 3000K	2700K 3000K 4000K	2700K 3000K 4000K	2700K 3000K 4000K	2700K 3000K 4000K	2700K 3000K 4000K
Efficiency CRI 80	2700K 3000K 4000K	2700K 3000K 4000K	2700K 3000K 4000K	2700K 3000K 4000K	2700K 3000K 4000K	2700K 3000K 4000K	2700K 3000K 4000K
Optics	Medium Flood	Spot Medium Flood Flood	Spot Medium Flood Flood	Spot Medium Flood Flood	Spot Medium Flood Flood	Spot Medium Flood Flood	Spot Medium Flood Flood
Driver	On/Off 1-10 V DALI	On/Off 1-10 V DALI	On/Off 1-10 V DALI	On/Off 1-10 V DALI	On/Off 1-10 V DALI	On/Off 1-10 V DALI	On/Off 1-10 V DALI
	15 mm	20 mm (_R) 44 mm (_RJ)	29 mm (_R) 44 mm (_RJ)	35 mm (_R) 49 mm (_RJ)	52 mm (_R) 64 mm (_RJ)	72 mm (_R) 73 mm (_RJ)	125 mm


F.O.L.™

The optics group consists of a polycarbonate lens combined with F.O.L.™ (Filtering Optical Layers) filters: a 5-filter patented system made of polyethylene terephthalate with different levels of opacity to safeguard the clarity of the light beam and it guarantees optimal optical efficiency.

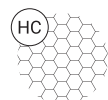


HC Visual comfort

The honeycomb-like filter integrated in the Honeycomb versions allows to shield the source further. The hexagonal microcells forming the grid contribute towards shielding the secondary light beam, thus almost eliminating the glaring altogether.



Organic design



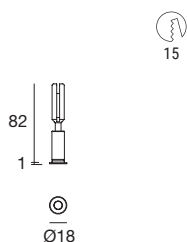

IP44
IP65

Adjustable

The articles in the Quantum_RJ range are characterised by a 35° inclination on the vertical axis.



Quantum_R | Downlight | powerLED 1,5 W 500 mA



15

Balance - CRI 92

White	80009	2700 K	134 lm	M	Medium Flood	20
Black	80010	3000 K	153 lm	W	Medium Flood	35

Efficiency - CRI 80

White	90554	2700 K	187 lm	M	Medium Flood	20
Black	90555	3000 K	199 lm	W	Medium Flood	35
		4000 K	213 lm	N		

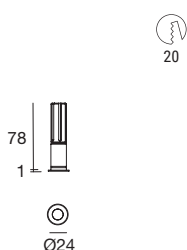



The power supply requires a larger hole than the one indicated for the spotlight

Electronics

<p>99195 ON/OFF 1 - 2 art.</p>	<p>99709 0/1-10V converter 1 art.</p>	<p>+ driver CV 24V ▶ 981</p>	<p>99712 DALI converter 1 art.</p>	<p>+ driver CV 24V ▶ 981</p>
-----------------------------------------------	------------------------------------------------------	----------------------------------	---------------------------------------------------	----------------------------------

Quantum_R | Downlight | powerLED 2 W 630 mA



20

Balance - CRI 92

White	80011	2700 K	157 lm	M	Spot	15
Black	80012	3000 K	179 lm	W	Medium Flood	30
					Flood	45

Efficiency - CRI 80

White	90556	2700 K	219 lm	M	Spot	15
Black	90557	3000 K	233 lm	W	Medium Flood	30
		4000 K	249 lm	N	Flood	45



RTG 90556W15
90556W30
90556W45

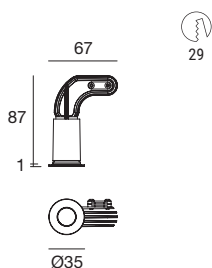



The power supply requires a larger hole than the one indicated for the spotlight

Electronics

<p>89147 ON/OFF 1 - 2 art.</p>	<p>99710 0/1-10V converter 1 art.</p>	<p>+ driver CV 24V ▶ 981</p>	<p>99713 DALI converter 1 art.</p>	<p>+ driver CV 24V ▶ 981</p>
-----------------------------------------------	------------------------------------------------------	----------------------------------	---------------------------------------------------	----------------------------------

Quantum_R | Downlight | powerLED 4 W 350 mA



29

Balance - CRI 92

White	80017	2700 K	395 lm	M	Spot	15
Black	80018	3000 K	423 lm	W	Medium Flood	30
		4000 K	456 lm	N	Flood	45

HC

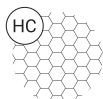
White	80021
Black	80022

Efficiency - CRI 80

White	90558	2700 K	490 lm	M	Spot	15
Black	90559	3000 K	490 lm	W	Medium Flood	30
		4000 K	529 lm	N	Flood	45

HC

White	80019
Black	80020

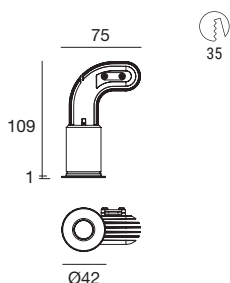


The power supply requires a larger hole than the one indicated for the spotlight

Electronics

 89145 ON/OFF 1 art.	 99708 0/1-10V converter 1 art.	+ driver CV 24V 	 99711 DALI converter 1 art.	+ driver CV 24V
--------------------------------------	-------------------------------------------------	---------------------	----------------------------------------------	---------------------

Quantum_R | Downlight | powerLED 6 W 500 mA



35

Balance - CRI 92

White	80023	2700 K	532 lm	M	Spot	15
Black	80024	3000 K	569 lm	W	Medium Flood	30
		4000 K	614 lm	N	Flood	45

HC

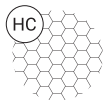
White	80027
Black	80028

Efficiency - CRI 80

White	90560	2700 K	659 lm	M	Spot	15
Black	90561	3000 K	659 lm	W	Medium Flood	30
		4000 K	711 lm	N	Flood	45

HC

White	80025
Black	80026

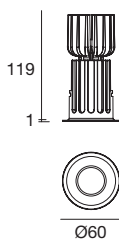



RTG 90560W15
90560W30
90560W45

Electronics

 99377 ON/OFF 1 art.	 99714 0/1-10V 1 art.	 99715 DALI 1 art.
--------------------------------------	---------------------------------------	------------------------------------

Quantum_R | Downlight | powerLED 10 W 800 mA



52

Balance - CRI 92

White	80029	2700 K	960 lm	M	Spot	15
Black	80030	3000 K	1034 lm	W	Medium Flood	30
		4000 K	1108 lm	N	Flood	45

HC

White	80033
Black	80034

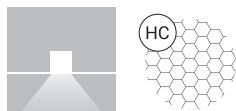
Efficiency - CRI 80

White	90562	2700 K	1108 lm	M	Spot	15
Black	90563	3000 K	1194 lm	W	Medium Flood	30
		4000 K	1280 lm	N	Flood	45

HC

White	80031
Black	80032

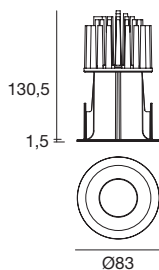
RTG **90562W15**
90562W30
90562W45



Electronics

99735 ON/OFF 1 art.	99733 0/1-10V 1 art.	99731 DALI 1 art.

Quantum_R | Downlight | arrayLED 15 W 400 mA



72

Balance - CRI 92

White	80035	2700 K	1568 lm	M	Spot	15
Black	80036	3000 K	1677 lm	W	Medium Flood	30
		4000 K	1804 lm	N	Flood	45

HC

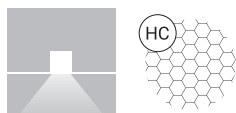
White	80039
Black	80040

Efficiency - CRI 80

White	90564	2700 K	1932 lm	M	Spot	15
Black	90565	3000 K	1932 lm	W	Medium Flood	30
		4000 K	2078 lm	N	Flood	45

HC

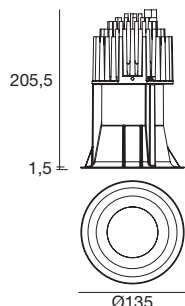
White	80037
Black	80038



Electronics

99740 ON/OFF 1 art.	99739 0/1-10V 1 art.	99738 DALI 1 art.

Quantum_R | Downlight | arrayLED 25 W 700 mA



Balance - CRI 92

White	80041	2700 K	2598 lm	M	Spot	15
Black	80042	3000 K	2794 lm	W	Medium Flood	30
		4000 K	2990 lm	N	Flood	45



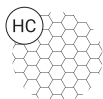
White	80045
Black	80046

Efficiency - CRI 80

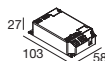
White	90609	2700 K	3210 lm	M	Spot	15
Black	90610	3000 K	3431 lm	W	Medium Flood	30
		4000 K	3431 lm	N	Flood	45



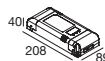
White	80043
Black	80044



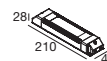
Electronics



99112
ON/OFF
1 art.

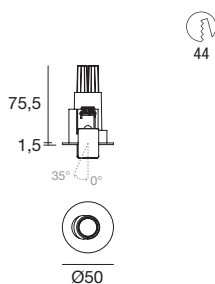


99188
0/1-10V DALI
1 art.



99330
DALI
1 art.

Quantum_RJ | Downlight | powerLED 2 W 630 mA



Balance - CRI 92

White	80047	2700 K	157 lm	M	Spot	15
Black	80048	3000 K	179 lm	W	Medium Flood	30
					Flood	45



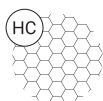
White	80051
Black	80052

Efficiency - CRI 80

White	90566	2700 K	219 lm	M	Spot	15
Black	90567	3000 K	233 lm	W	Medium Flood	30
		4000 K	249 lm	N	Flood	45



White	80049
Black	80050



The power supply requires a larger hole than the one indicated for the spotlight

Electronics



89147
ON/OFF
1 - 2 art.



99710
0/1-10V converter
1 art.

+ driver CV 24V
981

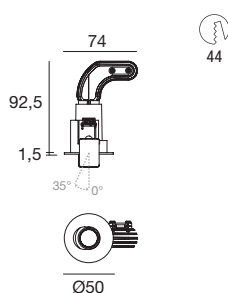
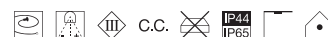


99713
DALI converter
1 art.

+ driver CV 24V
981



Quantum_RJ | Downlight | powerLED 4 W 350 mA



Balance - CRI 92

White	80053	2700 K	395 lm	M	Spot	15
Black	80054	3000 K	423 lm	W	Medium Flood	30
		4000 K	456 lm	N	Flood	45



White	80057
Black	80058

Efficiency - CRI 80

White	90568	2700 K	490 lm	M	Spot	15
Black	90569	3000 K	490 lm	W	Medium Flood	30
		4000 K	529 lm	N	Flood	45

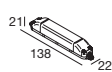


White	80055
Black	80056

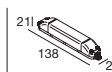


The power supply requires a larger hole than the one indicated for the spotlight

Electronics

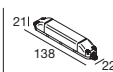


89145
ON/OFF
1 art.



99708
0/1-10V converter
1 art.

+ driver CV 24V
981

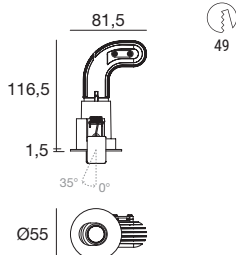


99711
DALI converter
1 art.

+ driver CV 24V
981



Quantum_RJ | Downlight | powerLED 6 W 500 mA



Balance - CRI 92

White	80059	2700 K	532 lm	M	Spot	15
Black	80060	3000 K	569 lm	W	Medium Flood	30
		4000 K	614 lm	N	Flood	45



White	80063
Black	80064

Efficiency - CRI 80

White	90570	2700 K	659 lm	M	Spot	15
Black	90571	3000 K	659 lm	W	Medium Flood	30
		4000 K	711 lm	N	Flood	45



White	80061
Black	80062

Electronics

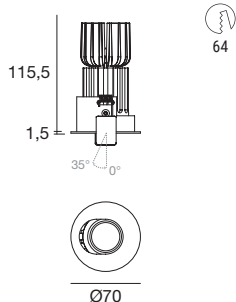
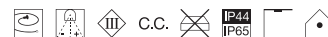


99377
ON/OFF
1 art.

99714
0/1-10V
1 art.

99715
DALI
1 art.

Quantum_RJ | Downlight | powerLED 10 W 800 mA



Balance - CRI 92

White	80065	2700 K	960 lm	M	Spot	15
Black	80066	3000 K	1034 lm	W	Medium Flood	30
		4000 K	1108 lm	N	Flood	45



White	80069
Black	80070

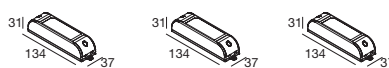
Efficiency - CRI 80

White	90572	2700 K	1108 lm	M	Spot	15
Black	90573	3000 K	1194 lm	W	Medium Flood	30
		4000 K	1280 lm	N	Flood	45



White	80067
Black	80068

Electronics

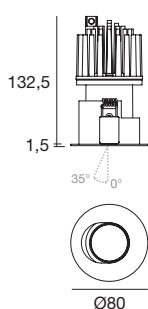


99735
ON/OFF
1 art.

99733
0/1-10V
1 art.

99731
DALI
1 art.

Quantum_RJ | Downlight | arrayLED 15 W 400 mA



Balance - CRI 92

White	80071	2700 K	1568 lm	M	Spot	15
Black	80072	3000 K	1677 lm	W	Medium Flood	30
		4000 K	1804 lm	N	Flood	45



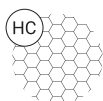
White	80075
Black	80076

Efficiency - CRI 80

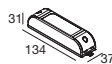
White	90574	2700 K	1932 lm	M	Spot	15
Black	90575	3000 K	1932 lm	W	Medium Flood	30
		4000 K	2078 lm	N	Flood	45



White	80073
Black	80074



Electronics



99740
ON/OFF
1 art.



99739
0/1-10V
1 art.



99738
DALI
1 art.




warp




This downlight comes with an extremely slim flange that perfectly blends with the dropped ceiling: its design was specifically conceived to optimise lighting efficiency, while the source was particularly recessed to offer maximum visual comfort.

Materials

Aluminium body



warp range



	2 W	4 W	6 W	8 W	10 W	15 W	25 W	45 W
_R ○	Ø 35 mm	Ø 35 mm	Ø 42 mm	-	Ø 71 mm	Ø 100 mm	Ø 135 mm	Ø 135 mm
_RY ○	Ø 50 mm	Ø 50 mm	-	-	Ø 71 mm	Ø 100 mm	Ø 134 mm	-
_RJ ○	-	-	-	Ø 80 mm	-	Ø 120 mm	-	-
_Q □	□ 35 mm	□ 35 mm	□ 42 mm	-	□ 71 mm	□ 100 mm	□ 135 mm	-
_QY □	□ 50 mm	□ 50 mm	-	-	□ 71 mm	□ 100 mm	□ 134 mm	-
Accessories	Ⓜ	Ⓜ	Ⓜ	-	Ⓜ	-	Ⓜ	Ⓜ
Finish	□■	□■	□■	□■	□■	□■	□■	□■
Balance	2700K	2700K	2700K	2700K	2700K	2700K	2700K	2700K
CRI 92	3000K	3000K	3000K	3000K	3000K	3000K	3000K	3000K
	4000K	4000K	4000K	4000K	4000K	4000K	4000K	4000K
Efficiency	2700K	2700K	2700K	2700K	2700K	2700K	2700K	2700K
CRI 80	3000K	3000K	3000K	3000K	3000K	3000K	3000K	3000K
	4000K	4000K	4000K	4000K	4000K	4000K	4000K	4000K
WarmTune	-	-	-	-	-	1800-3000K (_R / _Q)	1800-3000K (_R / _Q)	-
Optics	Spot Medium Flood Flood	Spot Medium Flood Flood	Spot Medium Flood Flood	Spot Medium Flood Flood	Spot Medium Flood Flood	Spot Medium Flood Flood	Spot Medium Flood Flood	Spot Medium Flood Flood
Driver	On/Off 1-10 V DALI	On/Off 1-10 V DALI	On/Off 1-10 V DALI	On/Off 1-10 V DALI	On/Off 1-10 V DALI	On/Off 1-10 V DALI	On/Off 1-10 V DALI	On/Off 1-10 V DALI
Ⓜ	29 mm (_R / _Q) 46 mm (_RY / _QY)	29 mm (_R / _Q) 46 mm (_RY / _QY)	35 mm (_R) 35 mm (_Q)	68 mm (_RJ)	64 mm (_R / _RY) 64 mm (_Q / _QY)	92 mm (_R / _RY _QY) 105 mm (_RJ) 91 mm (_Q)	127 mm (_R) 126 mm (_Q) 128 mm (_RY / _QY)	127 mm

F.O.L.™

The optics group consists of a polycarbonate lens combined with F.O.L.™ (Filtering Optical Layers) filters: a 5-filter patented system made of polyethylene terephthalate with different levels of opacity to safeguard the clarity of the light beam and it guarantees optimal optical efficiency.

HC Visual comfort

The honeycomb-like filter integrated in the Honeycomb versions allows to shield the source further. The hexagonal microcells forming the grid contribute towards shielding the secondary light beam, thus almost eliminating the glaring altogether.




Frame minimale



IP44
IP65

Asymmetric version

The articles of the Warp_RY and Warp_QY range of products are slanted by 25° and offer an asymmetric emission, ideal for the uniform distribution of light on lateral surfaces. The slanted configuration of the lamp body allows to conceal the light source, thus eliminating direct glaring.




Tilting version

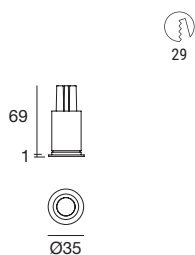

The Warp_RJ range of products come with a 360° mobility on the horizontal axis and a 25° tilt on the vertical axis.



Warm Tune rekindles lovely memories of the incandescence lamps: the light becomes progressively warmer and dimmer as the intensity reduces until reaches the candle effect. The arrayLED source used offers a high chromatic rendering index (CRI 92): the same features are also observable both when the lamp is set at maximum intensity, with a 3000 K colour temperature, and when it is regulated at minimum, with a 1800 K colour temperature.



Warp_R | Downlight | powerLED 2 W 630 mA



29

Balance - CRI 92

White	90542	2700 K	157 lm	M	Spot	15
Black	90543	3000 K	179 lm	W	Medium Flood	30
					Flood	60

HC

White	90722
Black	90723

Efficiency - CRI 80

White	90544	2700 K	219 lm	M	Spot	15
Black	90545	3000 K	233 lm	W	Medium Flood	30
		4000 K	249 lm	N	Flood	60

HC

White	90720
Black	90721



RTG **90544W15**
90544W30



The power supply requires a larger hole than the one indicated for the spotlight

Electronics



89147
ON/OFF
1 - 2 art.



99710
0/1-10V converter
1 art.

+ driver CV 24V
981

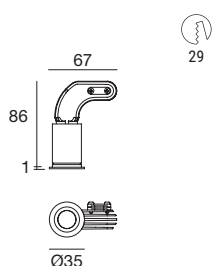


99713
DALI converter
1 art.

+ driver CV 24V
981



Warp_R | Downlight | powerLED 4 W 350 mA



29

Balance - CRI 92

White	90740	2700 K	395 lm	M	Spot	15
Black	90741	3000 K	423 lm	W	Medium Flood	30
		4000 K	456 lm	N	Flood	60

HC

White	90744
Black	90745

Efficiency - CRI 80

White	90546	2700 K	490 lm	M	Spot	15
Black	90547	3000 K	490 lm	W	Medium Flood	30
		4000 K	529 lm	N	Flood	60

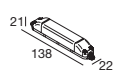
HC

White	90742
Black	90743

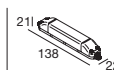


The power supply requires a larger hole than the one indicated for the spotlight

Electronics

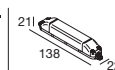


89145
ON/OFF
1 art.



99708
0/1-10V converter
1 art.

+ driver CV 24V
981

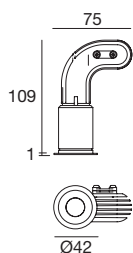


99711
DALI converter
1 art.

+ driver CV 24V
981



Warp_R | Downlight | powerLED 6 W 500 mA



Balance - CRI 92

White	90748	2700 K	532 lm	M	Spot	15
Black	90749	3000 K	569 lm	W	Medium Flood	30
		4000 K	614 lm	N	Flood	60



White	90752
Black	90753

Efficiency - CRI 80

White	90548	2700 K	659 lm	M	Spot	15
Black	90549	3000 K	659 lm	W	Medium Flood	30
		4000 K	711 lm	N	Flood	60



White	90750
Black	90751



RTG **90548W15**
90548W30

Electronics



99377
ON/OFF
1 art.

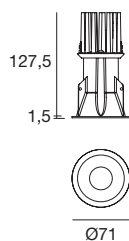


99714
0/1-10V
1 art.



99715
DALI
1 art.

Warp_R | Downlight | powerLED 10 W 800 mA



Balance - CRI 92

White	90762	2700 K	960 lm	M	Spot	15
Black	90763	3000 K	1034 lm	W	Medium Flood	30
		4000 K	1108 lm	N	Flood	60



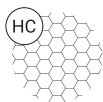
White	90766
Black	90767

Efficiency - CRI 80

White	90550	2700 K	1108 lm	M	Spot	15
Black	90551	3000 K	1194 lm	W	Medium Flood	30
		4000 K	1280 lm	N	Flood	60

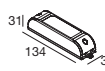


White	90764
Black	90765

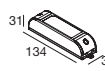


RTG **90550M30**
90550M60
90550W30
90550W60

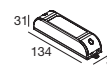
Electronics



99735
ON/OFF
1 art.

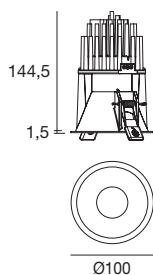
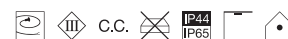


99733
0/1-10V
1 art.



99731
DALI
1 art.

Warp_R | Downlight | arrayLED 15 W 400 mA



Balance - CRI 92

White	90776	2700 K	1568 lm	M	Spot	15
Black	90777	3000 K	1677 lm	W	Medium Flood	30
		4000 K	1804 lm	N	Flood	60



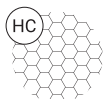
White	90780
Black	90781

Efficiency - CRI 80

White	90552	2700 K	1932 lm	M	Spot	15
Black	90553	3000 K	1932 lm	W	Medium Flood	30
		4000 K	2078 lm	N	Flood	60



White	90778
Black	90779



Electronics



99740
ON/OFF
1 art.



99739
0/1-10V
1 art.

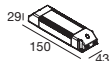


99738
DALI
1 art.

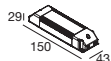


WarmTune

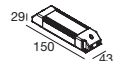
White	81481	WarmTune 1000 lm	S	Spot	15
Black	81482			Medium Flood	30
				Flood	60



99360
Triac + IGBT
1 art.

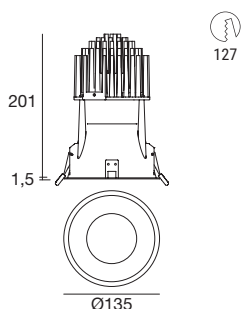


99361
0/1-10V
1 art.



99362
DALI
1 art.

Warp_R | Downlight | arrayLED 25 W 700 mA



127

HC

Balance - CRI 92

White	90790	2700 K	2598 lm	M	Spot	15
Black	90791	3000 K	2794 lm	W	Medium Flood	30
		4000 K	2990 lm	N	Flood	60

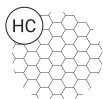
White	90794
Black	90795

Efficiency - CRI 80

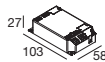
White	90612	2700 K	3210 lm	M	Spot	15
Black	90613	3000 K	3431 lm	W	Medium Flood	30
		4000 K	3431 lm	N	Flood	60

White	90792
Black	90793

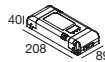
HC



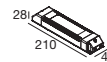
Electronics



99112
ON/OFF
1 art.



99188
0/1-10V DALI
1 art.



99330
DALI
1 art.



WarmTune

White	91926	WarmTune 2100 lm	S	Spot	15
Black	91927			Medium Flood	30
				Flood	60

Electronics



99360
Triac + IGBT
1 art.

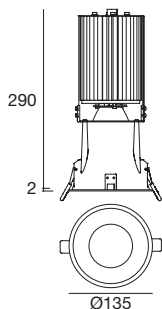



99361
1-10V
1 art.



99362
DALI
1 art.

Warp_R | Downlight | arrayLED 45 W 1250 mA



Balance - CRI 92

White	81487	2700 K	5033 lm	M	Spot	15
Black	81488	3000 K	5383 lm	W	Medium Flood	30
		4000 K	5784 lm	N	Flood	60



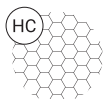
White	81491
Black	81492

Efficiency - CRI 80

White	81485	2700 K	6185 lm	M	Spot	15
Black	81486	3000 K	6185 lm	W	Medium Flood	30
		4000 K	6649 lm	N	Flood	60



White	81489
Black	81490



Electronics



99092
ON/OFF
1 art.



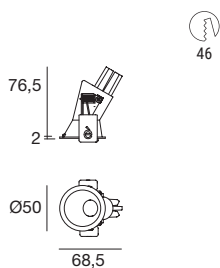
99174
0/1-10V DALI
1 art.



99174
DALI
1 art.



Warp_RY | Downlight | powerLED 2 W 630 mA



46

Balance - CRI 92

White	90814	2700 K	157 lm	M	Spot	15
Black	90815	3000 K	179 lm	W	Medium Flood	30
		4000 K		N	Flood	60

HC

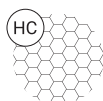
White	90818
Black	90819

Efficiency - CRI 80

White	90812	2700 K	219 lm	M	Spot	15
Black	90813	3000 K	233 lm	W	Medium Flood	30
		4000 K	249 lm	N	Flood	60

HC

White	90816
Black	90817

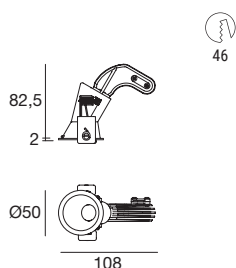


The power supply requires a larger hole than the one indicated for the spotlight

Electronics

<p>89147 ON/OFF 1 - 2 art.</p>	<p>99710 0/1-10V converter 1 art.</p>	<p>+ driver CV 24V 981</p>	<p>99713 DALI converter 1 art.</p>	<p>+ driver CV 24V 981</p>
-----------------------------------------------	------------------------------------------------------	--------------------------------	---------------------------------------------------	--------------------------------

Warp_RY | Downlight | powerLED 4 W 350 mA



46

Balance - CRI 92

White	90830	2700 K	395 lm	M	Spot	15
Black	90831	3000 K	423 lm	W	Medium Flood	30
		4000 K	456 lm	N	Flood	60

HC

White	90834
Black	90835

Efficiency - CRI 80

White	90828	2700 K	490 lm	M	Spot	15
Black	90829	3000 K	490 lm	W	Medium Flood	30
		4000 K	529 lm	N	Flood	60

HC

White	90832
Black	90833

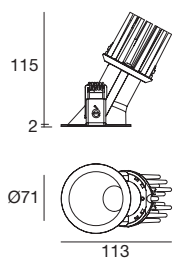


The power supply requires a larger hole than the one indicated for the spotlight

Electronics

<p>89145 ON/OFF 1 art.</p>	<p>99708 0/1-10V converter 1 art.</p>	<p>+ driver CV 24V 981</p>	<p>99711 DALI converter 1 art.</p>	<p>+ driver CV 24V 981</p>
-------------------------------------------	------------------------------------------------------	--------------------------------	---------------------------------------------------	--------------------------------

Warp_RY | Downlight | powerLED 10 W 800 mA



64

Balance - CRI 92

White	90846	2700 K	1054 lm	M	Spot	15
Black	90847	3000 K	1135 lm	W	Medium Flood	30
		4000 K	1216 lm	N	Flood	60

HC

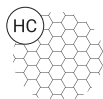
White	90850
Black	90851

Efficiency - CRI 80

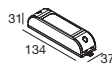
White	90844	2700 K	1216 lm	M	Spot	15
Black	90845	3000 K	1310 lm	W	Medium Flood	30
		4000 K	1405 lm	N	Flood	60

HC

White	90848
Black	90849



Electronics



99735
ON/OFF
1 art.

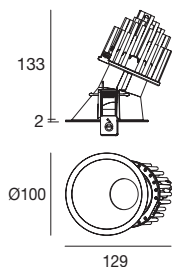


99733
0/1-10V
1 art.



99731
DALI
1 art.

Warp_RY | Downlight | arrayLED 15 W 400 mA



92

Balance - CRI 92

White	90862	2700 K	1568 lm	M	Spot	15
Black	90863	3000 K	1677 lm	W	Medium Flood	30
		4000 K	1804 lm	N	Flood	60

HC

White	90866
Black	90867

Efficiency - CRI 80

White	90860	2700 K	1932 lm	M	Spot	15
Black	90861	3000 K	1932 lm	W	Medium Flood	30
		4000 K	2078 lm	N	Flood	60

HC

White	90864
Black	90865



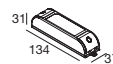
Electronics



99740
ON/OFF
1 art.

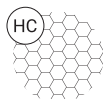
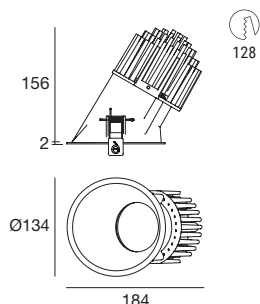


99739
0/1-10V
1 art.



99738
DALI
1 art.

Warp_RY | Downlight | arrayLED 25 W 700 mA



Balance - CRI 92

White	90878	2700 K	2598 lm	M	Spot	15
Black	90879	3000 K	2794 lm	W	Medium Flood	30
		4000 K	2990 lm	N	Flood	60



White	90882
Black	90883

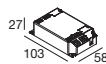
Efficiency - CRI 80

White	90876	2700 K	3210 lm	M	Spot	15
Black	90877	3000 K	3341 lm	W	Medium Flood	30
		4000 K	3431 lm	N	Flood	60



White	90880
Black	90881

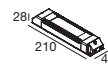
Electronics



99112
ON/OFF
1 art.

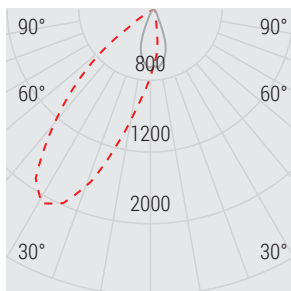


99188
0/1-10V DALI
1 art.

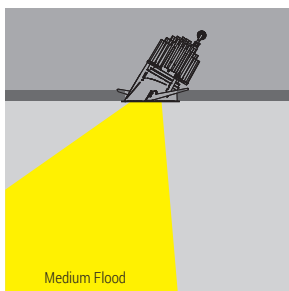


99330
DALI
1 art.


90876W30



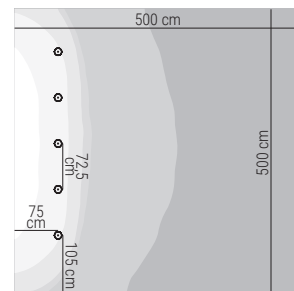
Photometric curve



Light beam

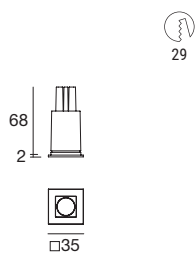



100 LUX 250 LUX 300 LUX 500 LUX 1000 LUX



Floor plan

Warp_Q | Downlight | powerLED 2 W 630 mA



29

HC

Balance - CRI 92

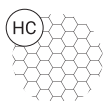
White	90726	2700 K	157 lm	M	Spot	15
Black	90727	3000 K	179 lm	W	Medium Flood	30
					Flood	60

White	90730
Black	90731

Efficiency - CRI 80

White	90724	2700 K	219 lm	M	Spot	15
Black	90725	3000 K	233 lm	W	Medium Flood	30
		4000 K	249 lm	N	Flood	60

White	90728
Black	90729

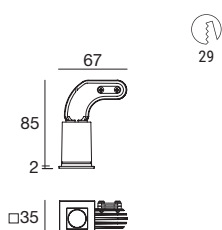


The power supply requires a larger hole than the one indicated for the spotlight

Electronics

 89147 ON/OFF 1 - 2 art.	 99710 0/1-10V converter 1 art.	+ driver CV 24V 981	 99713 DALI converter 1 art.	+ driver CV 24V 981
------------------------------------------	-------------------------------------------------	------------------------	----------------------------------------------	------------------------

Warp_Q | Downlight | powerLED 4 W 350 mA



29

HC

Balance - CRI 92

White	90734	2700 K	395 lm	M	Spot	15
Black	90735	3000 K	423 lm	W	Medium Flood	30
		4000 K	456 lm	N	Flood	60

White	90738
Black	90739

Efficiency - CRI 80

White	90732	2700 K	490 lm	M	Spot	15
Black	90733	3000 K	490 lm	W	Medium Flood	30
		4000 K	529 lm	N	Flood	60

White	90736
Black	90737

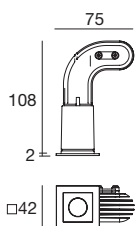


The power supply requires a larger hole than the one indicated for the spotlight

Electronics

 89145 ON/OFF 1 art.	 99708 0/1-10V converter 1 art.	+ driver CV 24V 981	 99711 DALI converter 1 art.	+ driver CV 24V 981
--------------------------------------	-------------------------------------------------	------------------------	----------------------------------------------	------------------------

Warp_Q | Downlight | powerLED 6 W 500 mA

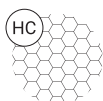


Balance - CRI 92

White	90756	2700 K	532 lm	M	Spot	15
Black	90757	3000 K	569 lm	W	Medium Flood	30
		4000 K	614 lm	N	Flood	60
White	90760					
Black	90761					

Efficiency - CRI 80

White	90754	2700 K	659 lm	M	Spot	15
Black	90755	3000 K	659 lm	W	Medium Flood	30
		4000 K	711 lm	N	Flood	60
White	90758					
Black	90759					



Electronics

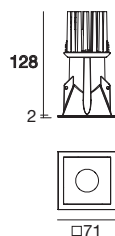


99377
ON/OFF
1 art.

99714
0/1-10V
1 art.

99715
DALI
1 art.

Warp_Q | Downlight | powerLED 10 W 800 mA

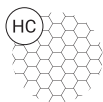


Balance - CRI 92

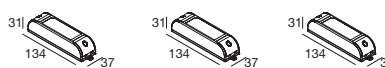
White	90770	2700 K	960 lm	M	Spot	15
Black	90771	3000 K	1034 lm	W	Medium Flood	30
		4000 K	1108 lm	N	Flood	60
White	90774					
Black	90775					

Efficiency - CRI 80

White	90768	2700 K	1108 lm	M	Spot	15
Black	90769	3000 K	1194 lm	W	Medium Flood	30
		4000 K	1280 lm	N	Flood	60
White	90772					
Black	90773					



Electronics

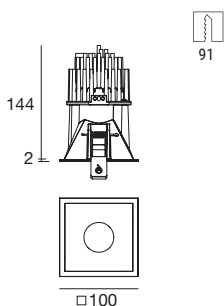



99735
ON/OFF
1 art.

99733
0/1-10V
1 art.

99731
DALI
1 art.

Warp_Q | Downlight | arrayLED 15 W 400 mA



Balance - CRI 92

White	90784	2700 K	1568 lm	M	Spot	15
Black	90785	3000 K	1677 lm	W	Medium Flood	30
		4000 K	1804 lm	N	Flood	60



White	90788
Black	90789

Efficiency - CRI 80

White	90782	2700 K	1932 lm	M	Spot	15
Black	90783	3000 K	1932 lm	W	Medium Flood	30
		4000 K	2078 lm	N	Flood	60



White	90786
Black	90787

Electronics

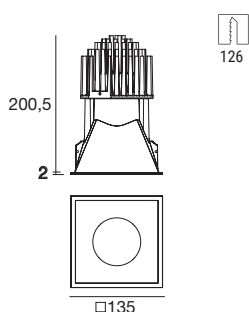


99740
ON/OFF
1 art.

99739
0/1-10V
1 art.

99738
DALI
1 art.

Warp_Q | Downlight | arrayLED 25 W 700 mA



Balance - CRI 92

White	90798	2700 K	2598 lm	M	Spot	15
Black	90799	3000 K	2794 lm	W	Medium Flood	30
		4000 K	2990 lm	N	Flood	60



White	90802
Black	90803

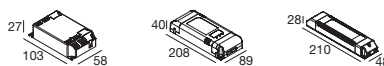
Efficiency - CRI 80

White	90796	2700 K	3210 lm	M	Spot	15
Black	90797	3000 K	3431 lm	W	Medium Flood	30
		4000 K	3431 lm	N	Flood	60



White	90800
Black	90801


Electronics



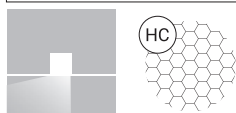
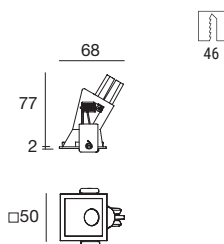
99112
ON/OFF
1 art.

99188
0/1-10V DALI
1 art.

99330
DALI
1 art.



Warp_QY | Downlight | powerLED 2 W 630 mA



Balance - CRI 92

White	90822	2700 K	157 lm	M	Spot	15
Black	90823	3000 K	179 lm	W	Medium Flood	30
					Flood	60



White	90826
Black	90827

Efficiency - CRI 80

White	90820	2700 K	219 lm	M	Spot	15
Black	90821	3000 K	233 lm	W	Medium Flood	30
		4000 K	249 lm	N	Flood	60



White	90824
Black	90825

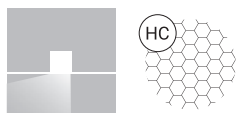
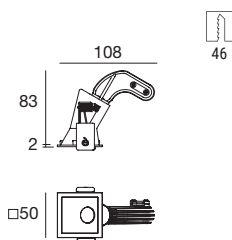


The power supply requires a larger hole than the one indicated for the spotlight

Electronics

 89147 ON/OFF 1 - 2 art.	 99710 0/1-10V converter 1 art.	+ driver CV 24V 981	 99713 DALI converter 1 art.	+ driver CV 24V 981
------------------------------------------	-------------------------------------------------	------------------------	----------------------------------------------	------------------------

Warp_QY | Downlight | powerLED 4 W 350 mA



Balance - CRI 92

White	90838	2700 K	395 lm	M	Spot	15
Black	90839	3000 K	423 lm	W	Medium Flood	30
		4000 K	456 lm	N	Flood	60



White	90842
Black	90843

Efficiency - CRI 80

White	90836	2700 K	490 lm	M	Spot	15
Black	90837	3000 K	490 lm	W	Medium Flood	30
		4000 K	529 lm	N	Flood	60



White	90840
Black	90841

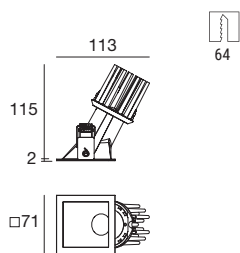


The power supply requires a larger hole than the one indicated for the spotlight

Electronics

 89145 ON/OFF 1 art.	 99708 0/1-10V converter 1 art.	+ driver CV 24V 981	 99711 DALI converter 1 art.	+ driver CV 24V 981
--------------------------------------	-------------------------------------------------	------------------------	----------------------------------------------	------------------------

Warp_QY | Downlight | powerLED 10 W 800 mA



HC

Balance - CRI 92

White	90854	2700 K	960 lm	M	Spot	15
Black	90855	3000 K	1034 lm	W	Medium Flood	30
		4000 K	1108 lm	N	Flood	60

White	90858
Black	90859

Efficiency - CRI 80

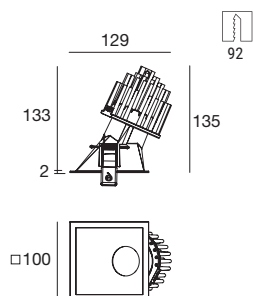
White	90852	2700 K	1108 lm	M	Spot	15
Black	90853	3000 K	1194 lm	W	Medium Flood	30
		4000 K	1280 lm	N	Flood	60

White	90856
Black	90857

Electronics

99735 ON/OFF 1 art.	99733 0/1-10V 1 art.	99731 DALI 1 art.

Warp_QY | Downlight | arrayLED 15 W 400 mA



HC

Balance - CRI 92

White	90870	2700 K	1568 lm	M	Spot	15
Black	90871	3000 K	1677 lm	W	Medium Flood	30
		4000 K	1804 lm	N	Flood	60

White	90874
Black	90875

Efficiency - CRI 80

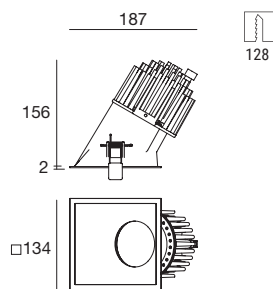

White	90868	2700 K	1932 lm	M	Spot	15
Black	90869	3000 K	1932 lm	W	Medium Flood	30
		4000 K	2078 lm	N	Flood	60

White	90872
Black	90873

Electronics

99740 ON/OFF 1 art.	99739 0/1-10V 1 art.	99738 DALI 1 art.

Warp_QY | Downlight | arrayLED 25 W 700 mA



Balance - CRI 92

White	90886	2700 K	2598 lm	M	Spot	15
Black	90887	3000 K	2794 lm	W	Medium Flood	30
		4000 K	2990 lm	N	Flood	60



White	90890
Black	90891

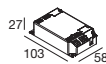
Efficiency - CRI 80

White	90884	2700 K	3210 lm	M	Spot	15
Black	90885	3000 K	3431 lm	W	Medium Flood	30
		4000 K	3431 lm	N	Flood	60



White	90888
Black	90889

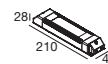
Electronics



99112
ON/OFF
1 art.

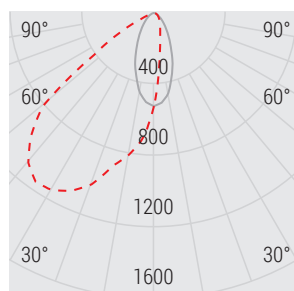


99188
0/1-10V DALI
1 art.

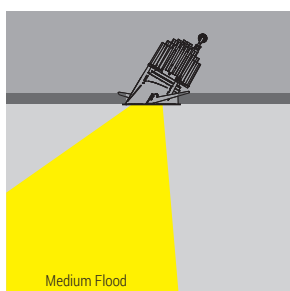


99330
DALI
1 art.


90884W60



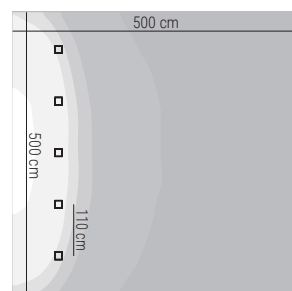
Photometric curve



Light beam



25 LUX 300 LUX 500 LUX 700 LUX 750 LUX 900 LUX 1000 LUX



Floor plan



epitax



A removable downlight designed for complete integration with the architecture. It can be recessed into the dropped ceiling, enhancing the light in its purest form; or, it can be fixed semi-recessed, maybe with a classy “warm & chic” gold finish optics compartment”.

Materials

Polycarbonate body (vers. 8 W and 15 W)
Aluminium body (other versions)



epitax range



	2 W	4 W	6 W	8 W	10 W	15 W
_R 	Ø 29 mm	Ø 29 mm	Ø 35 mm	-	Ø 64 mm	Ø 88 mm
_RJ 	-	-	-	Ø 64 mm	-	Ø 88 mm
Finish						
Balance CRI 92	2700K 3000K	2700K 3000K 4000K	2700K 3000K 4000K	2700K 3000K 4000K	2700K 3000K 4000K	2700K 3000K 4000K
Efficiency CRI 80	2700K 3000K 4000K	2700K 3000K 4000K	2700K 3000K 4000K	2700K 3000K 4000K	2700K 3000K 4000K	2700K 3000K 4000K
WarmTune	-	-	-	-	1800-3000K	1800-3000K
Optics	Narrow Spot Spot Medium Flood Flood	Spot Medium Flood Flood	Spot Medium Flood Flood	Spot Medium Flood Flood	Spot Medium Flood Flood	Spot Medium Flood Flood
Driver	On/Off 1-10 V DALI	On/Off 1-10 V DALI	On/Off 1-10 V DALI	On/Off 1-10 V DALI	On/Off 1-10 V DALI	On/Off 1-10 V DALI
	35/37 mm	35/37 mm	40 mm	73/76 mm	76 mm	102/105 mm

F.O.L.™


The optics group consists of a polycarbonate lens combined with F.O.L.™ (Filtering Optical Layers) filters: a 5-filter patented system made of polyethylene terephthalate with different levels of opacity to safeguard the clarity of the light beam and it guarantees optimal optical efficiency.

Trimless

Part of the Epitax range of products, these downlights can be flush-mounted or extracted by 1 cm, even with the installation already in place: this option considerably simplifies the removal operations and makes Epitax a product that is versatile and easy to configure.

Receded source

Being particularly recessed, this light source allows obtaining a defined emission, hence reducing the impact of the secondary light beam while drastically reducing glare at the same time.




IP44
IP65

Tilting version

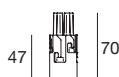
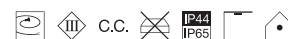
The Epitax_J range of products come with a 360° mobility on the horizontal axis and a 30° tilt on the vertical axis.



Warm Tune rekindles lovely memories of the incandescence lamps: the light becomes progressively warmer and dimmer as the intensity reduces until reaches the candle effect. The arrayLED source used offers a high chromatic rendering index (CRI 92): the same features are also observable both when the lamp is set at maximum intensity, with a 3000 K colour temperature, and when it is regulated at minimum, with a 1800 K colour temperature.



Epitax | Downlight | powerLED 2 W 630 mA



The power supply requires a larger hole than the one indicated for the spotlight

Balance - CRI 92

White	80632	2700 K	157 lm	M	Narrow Spot	8
Black	80633	3000 K	179 lm	W	Spot	15
Gold	80745				Medium Flood	30
					Flood	60

Efficiency - CRI 80

White	80630	2700 K	219 lm	M	Narrow Spot	8
Black	80631	3000 K	233 lm	W	Spot	15
Gold	80744	4000 K	249 lm	N	Medium Flood	30
					Flood	60

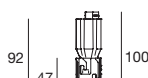
Electronics

 89147 ON/OFF 1 - 2 art.	 99710 0/1-10V converter 1 art.	+ driver CV 24V 981	 99713 DALI converter 1 art.	+ driver CV 24V 981
------------------------------------------	-------------------------------------------------	----------------------------	----------------------------------------------	----------------------------

Recessed casing

 28 Ø29,5 37	98501 Recessed casing for flush installation	 27 Ø33 35	<table border="1"> <tr> <td>White</td> <td>98527</td> </tr> <tr> <td>Black</td> <td>98528</td> </tr> <tr> <td>Gold</td> <td>98529</td> </tr> </table> Recessed casing with flange	White	98527	Black	98528	Gold	98529
White	98527								
Black	98528								
Gold	98529								

Epitax | Downlight | powerLED 4 W 350 mA



The power supply requires a larger hole than the one indicated for the spotlight

Balance - CRI 92

White	80636	2700 K	395 lm	M	Spot	15
Black	80637	3000 K	423 lm	W	Medium Flood	30
Gold	80747	4000 K	456 lm	N	Flood	60

Efficiency - CRI 80

White	80634	2700 K	490 lm	M	Spot	15
Black	80635	3000 K	490 lm	W	Medium Flood	30
Gold	80746	4000 K	529 lm	N	Flood	60

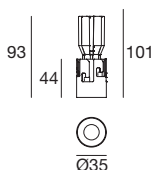
Electronics

 89145 ON/OFF 1 art.	 99708 0/1-10V converter 1 art.	+ driver CV 24V 981	 99711 DALI converter 1 art.	+ driver CV 24V 981
--------------------------------------	-------------------------------------------------	----------------------------	----------------------------------------------	----------------------------

Recessed casing

 28 Ø29,5 37	98501 Recessed casing for flush installation	 27 Ø33 35	<table border="1"> <tr> <td>White</td> <td>98527</td> </tr> <tr> <td>Black</td> <td>98528</td> </tr> <tr> <td>Gold</td> <td>98529</td> </tr> </table> Recessed casing with flange	White	98527	Black	98528	Gold	98529
White	98527								
Black	98528								
Gold	98529								

Epitax | Downlight | powerLED 6 W 500 mA



RTG **80638W30**
80638W60

Balance - CRI 92

White	80640	2700 K	532 lm	M	Spot	15
Black	80641	3000 K	569 lm	W	Medium Flood	30
Gold	80749	4000 K	614 lm	N	Flood	60

Efficiency - CRI 80

White	80638	2700 K	659 lm	M	Spot	15
Black	80639	3000 K	659 lm	W	Medium Flood	30
Gold	80748	4000 K	711 lm	N	Flood	60

Electronics



99377
ON/OFF
1 art.

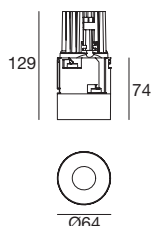
99714
0/1-10V
1 art.

99715
DALI
1 art.

Recessed casing

 Ø35 28 40 Ø43	<p>98502</p> <p>Recessed casing for flush installation</p>	 Ø38 28 40 Ø48	<table border="1"> <tr> <td>White</td> <td>98530</td> </tr> <tr> <td>Black</td> <td>98531</td> </tr> <tr> <td>Gold</td> <td>98532</td> </tr> </table> <p>Recessed casing with flange</p>	White	98530	Black	98531	Gold	98532
White	98530								
Black	98531								
Gold	98532								

Epitax | Downlight | powerLED 10 W 800 mA



RTG **80591W30**
80591W45

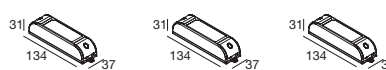
Balance - CRI 92

White	80595	2700 K	960 lm	M	Spot	15
Black	80596	3000 K	1034 lm	W	Medium Flood	30
Gold	80751	4000 K	1108 lm	N	Flood	45

Efficiency - CRI 80

White	80591	2700 K	1108 lm	M	Spot	15
Black	80592	3000 K	1194 lm	W	Medium Flood	30
Gold	80750	4000 K	1280 lm	N	Flood	45

Electronics



99735
ON/OFF
1 art.

99733
0/1-10V
1 art.

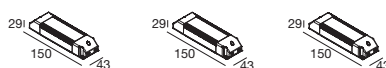
99731
DALI
1 art.



WarmTune

White	81514	WarmTune 700 lm	S	Medium Flood	30
Black	81515			Flood	60

Electronics



99360
Triac + IGBT
1 art.

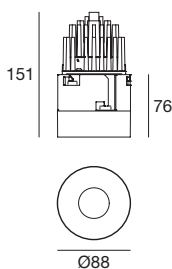

99361
0/1-10V
1 art.

99362
DALI
1 art.

Recessed casing

 Ø73.5 42 73/76 Ø65	<p>98499</p> <p>Recessed casing for flush installation</p>	 Ø65 42 76 Ø84	<table border="1"> <tr> <td>White</td> <td>98533</td> </tr> <tr> <td>Black</td> <td>98534</td> </tr> <tr> <td>Gold</td> <td>98535</td> </tr> </table> <p>Recessed casing with flange</p>	White	98533	Black	98534	Gold	98535
White	98533								
Black	98534								
Gold	98535								

Epitax | Downlight | powerLED 15 W 400 mA



Balance - CRI 92

White	80603	2700 K	1568 lm	M	Spot	15
Black	80604	3000 K	1677 lm	W	Medium Flood	30
Gold	80753	4000 K	1804 lm	N	Flood	60

Efficiency - CRI 80

White	80599	2700 K	1932 lm	M	Spot	15
Black	80600	3000 K	1932 lm	W	Medium Flood	30
Gold	80752	4000 K	2078 lm	N	Flood	60

Electronics



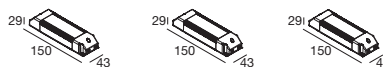
- 99740**
ON/OFF
1 art.
- 99739**
0/1-10V
1 art.
- 99738**
DALI
1 art.



WarmTune

White	81516	WarmTune	1000 lm	S	Spot	15
Black	81517				Medium Flood	30
					Flood	60

Electronics

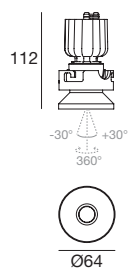


- 99360**
Triac + IGBT
1 art.
- 99361**
0/1-10V
1 art.
- 99362**
DALI
1 art.

Recessed casing

105	 81 Ø89,5	<p>98500 Recessed casing for flush installation</p>	 42,5 Ø110	<table border="1"> <tr> <td>White</td> <td>98536</td> </tr> <tr> <td>Black</td> <td>98537</td> </tr> <tr> <td>Gold</td> <td>98538</td> </tr> </table> <p>Recessed casing with flange</p>	White	98536	Black	98537	Gold	98538
White	98536									
Black	98537									
Gold	98538									

Epitax_J | Downlight | powerLED 8 W 700 mA



Balance - CRI 92

White	80644	2700 K	689 lm	M	Spot	15
Black	80645	3000 K	738 lm	W	Medium Flood	30
Gold	80758	4000 K	796 lm	N	Flood	60

Efficiency - CRI 80

White	80642	2700 K	854 lm	M	Spot	15
Black	80643	3000 K	854 lm	W	Medium Flood	30
Gold	80757	4000 K	922 lm	N	Flood	60

Electronics

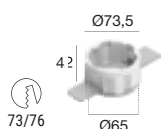


99735
ON/OFF
1 art.

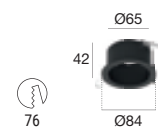
99733
0/1-10V
1 art.

99731
DALI
1 art.

Recessed casing



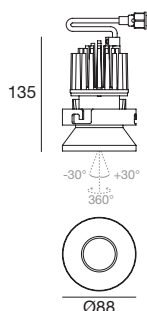
98499
Recessed casing for
flush installation



White	98533
Black	98534
Gold	98535

Recessed casing
with flange

Epitax_J | Downlight | powerLED 15 W 400 mA



Balance - CRI 92

White	80648	2700 K	1568 lm	M	Spot	15
Black	80649	3000 K	1677 lm	W	Medium Flood	30
Gold	80760	4000 K	1804 lm	N	Flood	60

Efficiency - CRI 80

White	80646	2700 K	1932 lm	M	Spot	15
Black	80647	3000 K	1932 lm	W	Medium Flood	30
Gold	80759	4000 K	2078 lm	N	Flood	60

Electronics

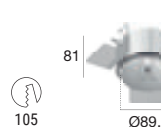


99740
ON/OFF
1 art.

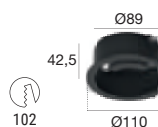
99739
0/1-10V
1 art.

99738
DALI
1 art.

Recessed casing



98500
Recessed casing for
flush installation



White	98536
Black	98537
Gold	98538

Recessed casing
with flange






giotto



The renowned Italian artist proved his prowess to Pope Boniface VIII by drawing a perfect circle, without any instrument. A tribute to his legendry, Giotto is a compact ceiling-recessed downlight, which exposes itself to view with just a small round hole. The light beam is rather defined and surprisingly ample.

Materials

Aluminium body



In a class of its own

Due to the 9 millimetres of source and the surprising controlled diffusion in two 30° and 60° optical variants, Giotto ushers an innovative solution in the lighting industry, unrivalled for its ratio between the slim diameter of the beam output hole and the super efficient lighting technique.

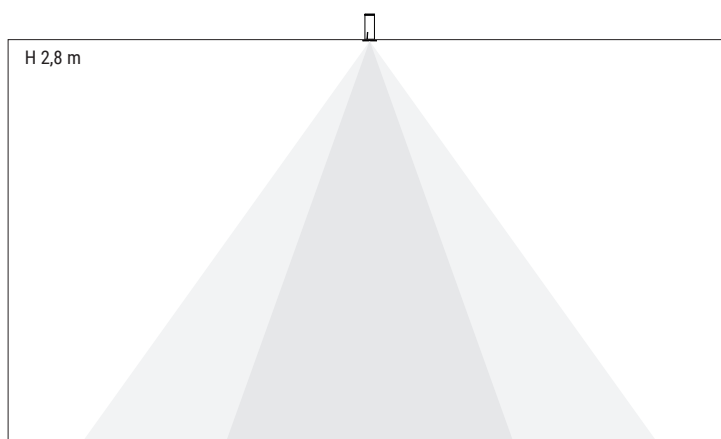
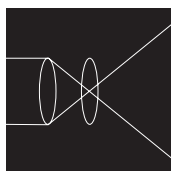


Scale 1:1

9 mm

Cross Optics Technology™

This technology exploits the positioning of two convex lenses arranged facing each other: the first gathers the light on the surface of the second, conveying it into a small point for a flawless definition; the second lens opens the beam again, now without the secondary component, creating a clear-cut and clean light circle on the lit surface.



30° → Ø 2300 mm

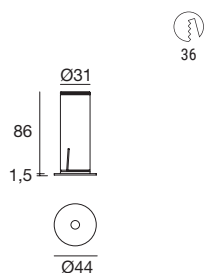
60° → Ø 3220 mm

Recess and suspension

Thanks to the recessed or suspension double application, Giotto perfectly fits into various environments, due to the greater range of application and the option to combine products of the same range of products and featuring the same technological and lighting technology distinctive traits. The Giotto range of products fully blends with the environment, offers great efficiency and harmony as well as installation coherence across the entire range of products.



Giotto_R | Downlight | powerLED 4 W 350 mA



Balance - CRI 92

White	81359	2700 K	395 lm	M	Medium Flood	30
Black	81360	3000 K	423 lm	W	Flood	60
		4000 K	456 lm	N		

Efficiency - CRI 80

White	81361	2700 K	490 lm	M	Medium Flood	30
Black	81362	3000 K	490 lm	W	Flood	60
		4000 K	529 lm	N		

* For the following product, see the price list

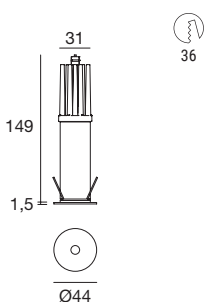
Electronics

 89145 ON/OFF 1 art.	 99708 0/1-10V converter 1 art.	+ driver CV 24V 	 99711 DALI converter 1 art.	+ driver CV 24V
--------------------------------------	-------------------------------------------------	---------------------	----------------------------------------------	---------------------



The power supply requires a larger hole than the one indicated for the spotlight

Giotto_R | Downlight | powerLED 6 W 500 mA



Balance - CRI 92

White	81363	2700 K	532 lm	M	Medium Flood	30
Black	81364	3000 K	569 lm	W	Flood	60
		4000 K	614 lm	N		

Efficiency - CRI 80

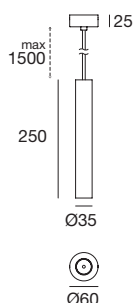
White	81365	2700 K	659 lm	M	Medium Flood	30
Black	81366	3000 K	659 lm	W	Flood	60
		4000 K	712 lm	N		

* For the following product, see the price list

Electronics

 99377 ON/OFF 1 art.	 99714 0/1-10V 1 art.	 99715 DALI 1 art.
--------------------------------------	---------------------------------------	------------------------------------

Giotto_P | Pendant | powerLED 7,5 W DC - 9 W AC



Balance - CRI 92

White	81477	2700 K	614 lm	M	Medium Flood	30
Black	81478	3000 K	657 lm	W	Flood	60
		4000 K	709 lm	N		

Efficiency - CRI 80

White	81479	2700 K	760 lm	M	Medium Flood	30
Black	81480	3000 K	760 lm	W	Flood	60
		4000 K	821 lm	N		

* For the following product, see the price list


loro




Designed with a curved disperser, with typical “parrot-shape”, Loro fits best in dropped ceilings with little room for manoeuvre. A solution that allows maximum versatility, alongside a minimal design, wide range of versions and finishes as well as optimal visual comfort.

Materials

Aluminium body



loro range



IP44
IP65

	4 W	8 W	13 W	25 W
_R 	-	Ø 76 mm	Ø 76 mm	Ø 105 mm
_RJ 	Ø 69 mm	Ø 100 mm	Ø 100 mm	Ø 139 mm
_Q 	-	□ 70 mm	□ 70 mm	□ 100 mm
_QJ 	-	□ 100 mm	□ 100 mm	□ 139 mm
Accessories				
Finish				
Balance CRI 92	2700K 3000K 4000K	2700K 3000K 4000K	2700K 3000K 4000K	2700K 3000K 4000K
Efficiency CRI 80	2700K 3000K 4000K	2700K 3000K 4000K	2700K 3000K 4000K	2700K 3000K 4000K
Optics	Spot Medium Flood Flood	Spot Medium Flood Flood	Spot Medium Flood Flood	Spot Medium Flood Flood
Driver	On/Off 1-10 V DALI	On/Off 1-10 V DALI	On/Off 1-10 V DALI	On/Off 1-10 V DALI
	62 mm (_RJ)	68 mm (_R) 64 mm (_Q) 92 mm (_RJ) 91 mm (_QJ)	68 mm (_R) 64 mm (_Q) 92 mm (_RJ) 91 mm (_QJ)	95 mm (_R) 127 mm (_RJ) 93 mm (_Q) 124 mm (_QJ)

Minimal size

Using a curved rear dissipator reduces the recess depth and allows the Loro range of products (except for the 25 W) versions to adapt to the installation on dropped ceilings with height lesser than 10 cm.

UGR<19

The optics group, consisting of a chrome-plated reflector and a transparent polycarbonate diffuser offers an optimal reflectance control and a UGR index below 19, i.e. the threshold value for the correct lighting of offices and environments with video terminals (UNI-EN 12464-1 standard).



IP65 O.C.

The optics gr group offers an IP65 front index of protection, i.e. full protection against entry of dust and extremely fine particles, as well as sprays and water jets. **WARNING** the value exclusively refers to the optics section and NOT the lamp body (IP44 index of protection).



Finishes

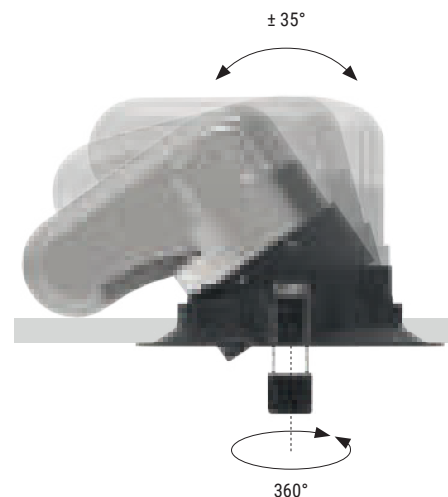
Four finishes available:

- white RAL9003
- black RAL9005
- grey RAL9006
- warm & chic gold

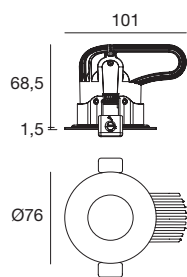


Tilting version

The Loro_RJ and Loro_QJ range of products come with a 350° mobility on the horizontal axis and a 35° tilt on the vertical axis.



Loro_R | Downlight | arrayLED 8 W 220 mA



Balance - CRI 92

White	97920	2700 K	883 lm	M	Spot	15
Black	97921	3000 K	943 lm	W	Medium Flood	30
Grey	97924	4000 K	1016 lm	N	Flood	60
Gold	97925					



White	80791
Black	80792
Grey	80793
Gold	80794

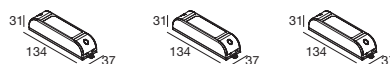
Efficiency - CRI 80

White	97695	2700 K	1088 lm	M	Spot	15
Black	97696	3000 K	1088 lm	W	Medium Flood	30
Grey	97697	4000 K	1173 lm	N	Flood	60
Gold	97698					

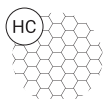


White	80787
Black	80788
Grey	80789
Gold	80790

Electronics



99734	99732	99730
ON/OFF	0/1-10V	DALI
1 art.	1 art.	1 art.

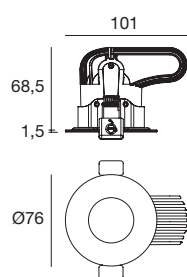


>16 optics 30°
>19 optics 15°, 60°

UGR

RTG 97695W30
97695W60

Loro_R | Downlight | arrayLED 13 W 350 mA



Balance - CRI 92

White	91749	2700 K	1399 lm	M	Spot	15
Black	91750	3000 K	1496 lm	W	Medium Flood	30
Grey	91751	4000 K	1610 lm	N	Flood	60
Gold	91752					



White	80799
Black	80800
Grey	80801
Gold	80802

Efficiency - CRI 80

White	91204	2700 K	1724 lm	M	Spot	15
Black	91205	3000 K	1724 lm	W	Medium Flood	30
Grey	91206	4000 K	1854 lm	N	Flood	60
Gold	91207					



White	80795
Black	80796
Grey	80797
Gold	80798

Electronics



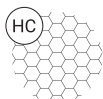
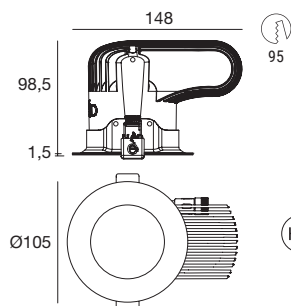
99260	99262	99721
ON/OFF	0/1-10V	DALI
1 art.	1 art.	1 art.



UGR < 22

RTG 91204W30
91204W60

Loro_R | Downlight | arrayLED 25 W 700 mA



UGR < 22

Balance - CRI 92

White	80672	2700 K	2598 lm	M	Spot	15
Black	80673	3000 K	2794 lm	W	Medium Flood	30
Grey	80704	4000 K	2990 lm	N	Flood	60
Gold	80705					



White	80807
Black	80808
Grey	80809
Gold	80810

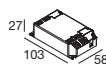
Efficiency - CRI 80

White	80670	2700 K	3210 lm	M	Spot	15
Black	80671	3000 K	3431 lm	W	Medium Flood	30
Grey	80702	4000 K	3431 lm	N	Flood	60
Gold	80703					

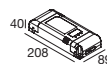


White	80803
Black	80804
Grey	80805
Gold	80806

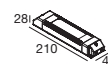
Electronics



99112
ON/OFF
1 art.

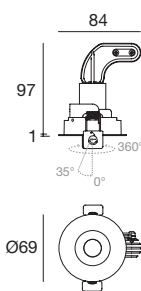


99188
0/1-10V DALI
1 art.



99330
DALI
1 art.

Loro_RJ | Downlight | powerLED 4 W 350 mA



62

Balance - CRI 92

White	80710	2700 K	395 lm	M	Spot	15
Black	80711	3000 K	423 lm	W	Medium Flood	30
Grey	80712	4000 K	456 lm	N	Flood	60
Gold	80713					

HC

White	80847
Black	80848
Grey	80849
Gold	80850

Efficiency - CRI 80

White	80706	2700 K	490 lm	M	Spot	15
Black	80707	3000 K	490 lm	W	Medium Flood	30
Grey	80708	4000 K	529 lm	N	Flood	60
Gold	80709					

HC

White	80843
Black	80844
Grey	80845
Gold	80846



The power supply requires a larger hole than the one indicated for the spotlight

Electronics



89147
ON/OFF
1 - 2 art.



99710
0/1-10V converter
1 art.



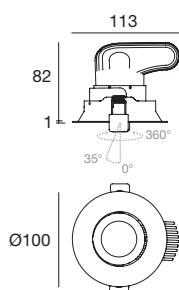
+ driver CV 24V
▶ 981



99713
DALI converter
1 art.

+ driver CV 24V
▶ 981

Loro_RJ | Downlight | arrayLED 8 W 220 mA



92

Balance - CRI 92

White	93443	2700 K	883 lm	M	Spot	15
Black	93444	3000 K	943 lm	W	Medium Flood	30
Grey	93446	4000 K	1016 lm	N	Flood	60
Gold	93449					

HC

White	80855
Black	80856
Grey	80857
Gold	80858

Efficiency - CRI 80

White	93407	2700 K	1088 lm	M	Spot	15
Black	93411	3000 K	1088 lm	W	Medium Flood	30
Grey	93413	4000 K	1173 lm	N	Flood	60
Gold	93418					

HC

White	80851
Black	80852
Grey	80853
Gold	80854



RTG 93407W30
93407W60

Electronics



99734
ON/OFF
1 art.

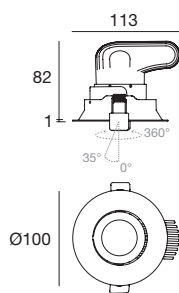


99732
0/1-10V
1 art.



99730
DALI
1 art.

Loro_RJ | Downlight | arrayLED 13 W 350 mA



92

Balance - CRI 92

White	93450	2700 K	1399 lm	M	Spot	15
Black	93451	3000 K	1496 lm	W	Medium Flood	30
Grey	93452	4000 K	1610 lm	N	Flood	60
Gold	93460					

HC

White	80863
Black	80864
Grey	80865
Gold	80866

Efficiency - CRI 80

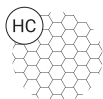
White	93422	2700 K	1724 lm	M	Spot	15
Black	93428	3000 K	1724 lm	W	Medium Flood	30
Grey	93429	4000 K	1854 lm	N	Flood	60
Gold	93431					

HC

White	80859
Black	80860
Grey	80861
Gold	80862

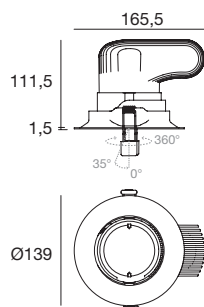
Electronics

99260 ON/OFF 1 art.	99262 0/1-10V 1 art.	99721 DALI 1 art.



RTG **93422W30**
93442W60

Loro_RJ | Downlight | arrayLED 25 W 700 mA



127

Balance - CRI 92

White	80370	2700 K	2598 lm	M	Spot	15
Black	80371	3000 K	2794 lm	W	Medium Flood	30
Grey	80372	4000 K	2990 lm	N	Flood	60
Gold	80373					

HC

White	80871
Black	80872
Grey	80873
Gold	80874

Efficiency - CRI 80

White	80374	2700 K	3210 lm	M	Spot	15
Black	80375	3000 K	3431 lm	W	Medium Flood	30
Grey	80376	4000 K	3431 lm	N	Flood	60
Gold	80377					

HC

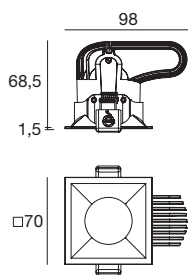
White	80867
Black	80868
Grey	80869
Gold	80870

Electronics

99112 ON/OFF 1 art.	99188 0/1-10V DALI 1 art.	99330 DALI 1 art.



Loro_Q | Downlight | arrayLED 8 W 220 mA



Balance - CRI 92

White	97940	2700 K	883 lm	M	Spot	15
Black	97941	3000 K	943 lm	W	Medium Flood	30
Grey	97944	4000 K	1016 lm	N	Flood	60
Gold	97945					



White	80823
Black	80824
Grey	80825
Gold	80826

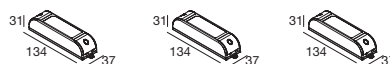
Efficiency - CRI 80

White	97699	2700 K	1088 lm	M	Spot	15
Black	97700	3000 K	1088 lm	W	Medium Flood	30
Grey	97701	4000 K	1173 lm	N	Flood	60
Gold	97702					



White	80819
Black	80820
Grey	80821
Gold	80822

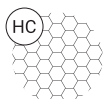
Electronics



99734
ON/OFF
1 art.

99732
0/1-10V
1 art.

99730
DALI
1 art.

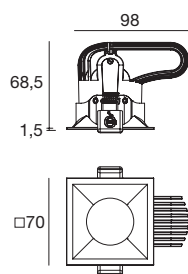


>16 optics 30°
>19 optics 15°, 60°

UGR

RTG 97699W30
97699W60

Loro_Q | Downlight | arrayLED 13 W 350 mA



Balance - CRI 92

White	91753	2700 K	1399 lm	M	Spot	15
Black	91754	3000 K	1496 lm	W	Medium Flood	30
Grey	91755	4000 K	1610 lm	N	Flood	60
Gold	91756					



White	80831
Black	80832
Grey	80833
Gold	80834

Efficiency - CRI 80

White	91208	2700 K	1724 lm	M	Spot	15
Black	91209	3000 K	1724 lm	W	Medium Flood	30
Grey	91210	4000 K	1854 lm	N	Flood	60
Gold	91211					



White	80827
Black	80828
Grey	80829
Gold	80830

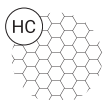
Electronics



99260
ON/OFF
1 art.

99262
0/1-10V
1 art.

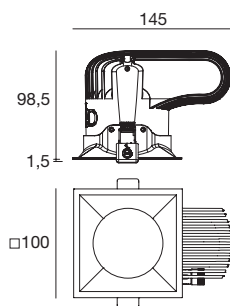

99721
DALI
1 art.



UGR < 22

RTG 91208W30
91208W60

Loro_Q | Downlight | arrayLED 25 W 700 mA



Balance - CRI 92

White	80660	2700 K	2598 lm	M	Spot	15
Black	80661	3000 K	2794 lm	W	Medium Flood	30
Grey	80690	4000 K	2990 lm	N	Flood	60
Gold	80691					



White	80839
Black	80840
Grey	80841
Gold	80842

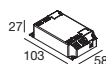
Efficiency - CRI 80

White	80658	2700 K	3210 lm	M	Spot	15
Black	80659	3000 K	3431 lm	W	Medium Flood	30
Grey	80688	4000 K	3431 lm	N	Flood	60
Gold	80689					



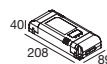
White	80835
Black	80836
Grey	80837
Gold	80838

Electronics



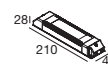
99112

ON/OFF
1 art.



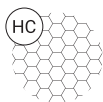
99188

0/1-10V DALI
1 art.



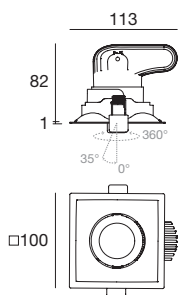
99330

DALI
1 art.



UGR < 22

Loro_QJ | Downlight | arrayLED 8 W 220 mA



Balance - CRI 92

White	80346	2700 K	883 lm	M	Spot	15
Black	80347	3000 K	943 lm	W	Medium Flood	30
Grey	80348	4000 K	1016 lm	N	Flood	60
Gold	80349					



White	80887
Black	80888
Grey	80889
Gold	80890

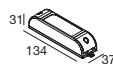
Efficiency - CRI 80

White	80350	2700 K	1088 lm	M	Spot	15
Black	80351	3000 K	1088 lm	W	Medium Flood	30
Grey	80352	4000 K	1173 lm	N	Flood	60
Gold	80353					

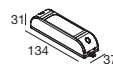


White	80883
Black	80884
Grey	80885
Gold	80886

Electronics



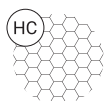
99734
ON/OFF
1 art.



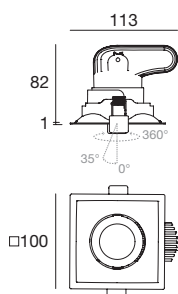
99732
0/1-10V
1 art.



99730
DALI
1 art.



Loro_QJ | Downlight | arrayLED 13 W 350 mA



Balance - CRI 92

White	80354	2700 K	1399 lm	M	Spot	15
Black	80355	3000 K	1496 lm	W	Medium Flood	30
Grey	80356	4000 K	1610 lm	N	Flood	60
Gold	80357					



White	80895
Black	80896
Grey	80897
Gold	80898

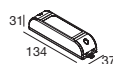
Efficiency - CRI 80

White	80358	2700 K	1724 lm	M	Spot	15
Black	80359	3000 K	1724 lm	W	Medium Flood	30
Grey	80360	4000 K	1854 lm	N	Flood	60
Gold	80361					



White	80891
Black	80892
Grey	80893
Gold	80894

Electronics



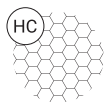
99260
ON/OFF
1 art.



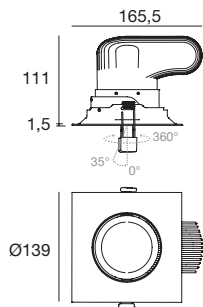
99262
0/1-10V
1 art.



99721
DALI
1 art.



Loro_QJ | Downlight | arrayLED 25 W 700 mA



Balance - CRI 92

White	80362	2700 K	2598 lm	M	Spot	15
Black	80363	3000 K	2794 lm	W	Medium Flood	30
Grey	80364	4000 K	2990 lm	N	Flood	60
Gold	80365					



White	80903
Black	80904
Grey	80905
Gold	80906

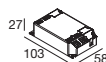
Efficiency - CRI 80

White	80366	2700 K	3210 lm	M	Spot	15
Black	80367	3000 K	3431 lm	W	Medium Flood	30
Grey	80368	4000 K	3431 lm	N	Flood	60
Gold	80369					



White	80899
Black	80900
Grey	80901
Gold	80902

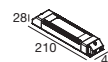
Electronics



99112
ON/OFF
1 art.

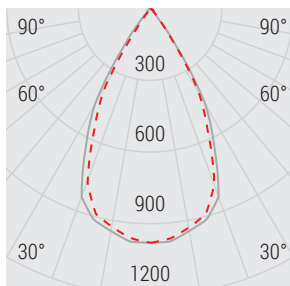


99188
0/1-10V DALI
1 art.

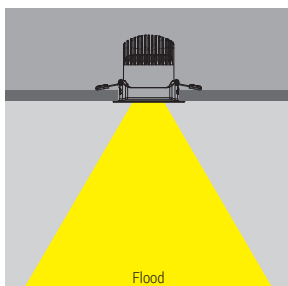


99330
DALI
1 art.


91204W60



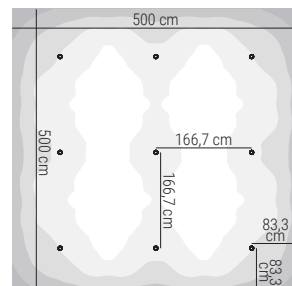
Photometric curve



Light beam



50 LUX 75 LUX 100 LUX 125 LUX 200 LUX 250 LUX 300 LUX 350 LUX



Floor plan

anton



A practical spotlight and flexible in use, extremely versatile and with a wide range of optics options. The range comes with the variant featuring Led RGB or, with single R,G,B,Y colours upon request Anton meets various aesthetic standards offering choice between round or square flange.

Materials

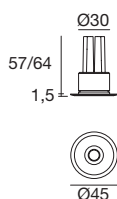

Aluminium body

anton range



	2 W	6 W	8 W	12 W	18 W	25 W
_R ○	Ø 45 mm	Ø 45 mm	Ø 77 mm	Ø 77 mm		
_RJ ○	Ø 55 mm	Ø 55 mm	Ø 87 mm	Ø 87 mm		
_X ○					Ø 100 mm	Ø 140 mm
_Q □	□ 52 mm	□ 52 mm	-	□ 80 mm		
_QJ □	□ 52 mm	□ 52 mm	-	-		
Finish	□	□	□	□	□ ■	□ ■
CRI 92					2700K 3000K 4000K	2700K 3000K 4000K
CRI 80	3000K 4000K	3000K 4000K RGB (_R)	3000K 4000K	3000K 4000K	2700K 3000K 4000K	2700K 3000K 4000K
Optics	Narrow Spot Spot Medium Flood Flood Wide Fl. (_R / _RJ / _QJ)	Spot Medium Flood Flood Wide Flood	Spot Medium Flood Flood	Narrow Spot (_Q) Medium Flood Flood Wide Fl. (_R / _RJ)	General	General
Driver	On/Off 1-10 V DALI	On/Off 1-10 V DALI	On/Off 1-10 V DALI	On/Off 1-10 V DALI	On/Off 1-10 V DALI	On/Off 1-10 V DALI
	35 mm (_R) 46 mm (_RJ) 44 mm (_Q / _QJ)	35 mm (_R) 46 mm (_RJ) 44 mm (_Q / _QJ)	65 mm (_R) 76 mm (_RJ)	65 mm (_R) 76 mm (_RJ) 70 mm (_Q)	89 mm	120 mm

Anton_R | Downlight | powerLED 2 W 630 mA



Efficiency - CRI 80

White	91896	€ 50,00	3000 K	233 lm	W	Narrow Spot	08
			4000 K	249 lm	N	Spot	15
						Medium Flood	30
						Flood	60
						Wide Flood	12

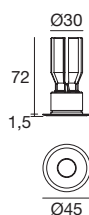

Electronics

89147 €27,00 ON/OFF 1-2 art.	99710 €35,00 0/1-10V converter 1 art.	+ driver CV 24V ▶ 981	99713 €35,00 DALI converter 1 art.



The power supply requires a larger hole than the one indicated for the spotlight

Anton_R | Downlight | powerLED 6 W 630 mA



Efficiency - CRI 80

White	96634	€ 67,00	3000 K	699 lm	W	Spot	15
			4000 K	747 lm	N	Medium Flood	30
						Flood	60
						Wide Flood	12

Electronics

99376 €36,00 ON/OFF 1-2 art.	99115 €65,00 0/1-10V 1-3 art.	99344 €76,00 DALI 1-4 art.

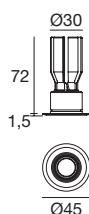



RTG **96634W30**
96634W60



The power supply requires a larger hole than the one indicated for the spotlight

Anton_R | Downlight | powerLED 6 W 630 mA



Efficiency - CRI 80

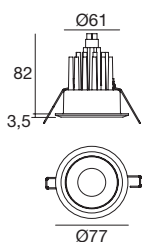

White	97418	€ 77,00	RGB	Z	Spot	15
					Medium Flood	30
					Flood	60
					Wide Flood	12

Electronics

RF driver CC ▶ 970	DMX driver CC ▶ 977	DMX controllers ▶ 995	driver CV 24V/48V ▶ 981-982	switching CV 24V/48V ▶ 986-989



Anton_R | Downlight | powerLED 8 W 630 mA



Efficiency - CRI 80

White	96635	€ 74,00	3000 K	932 lm	W	Spot	15
			4000 K	996 lm	N	Medium Flood	30
						Flood	60

Electronics

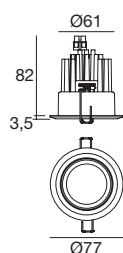
134 37	210 48	210 48
99129 €37,00	99115 €65,00	99344 €76,00
ON/OFF	0/1-10V	DALI
1 art.	1 - 2 art.	1 - 3 art.

Recessed casings

89373 € 23,00	89374 € 32,00
Outer casing	Outer casing



Anton_R | Downlight | powerLED 12 W 630 mA



Efficiency - CRI 80

White	94586	€ 101,00	3000 K	1398 lm	W	Medium Flood	30
			4000 K	1494 lm	N	Flood	60
						Wide Flood	12

Electronics

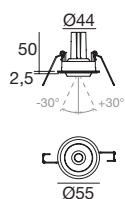
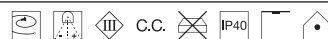
134 37	210 48	210 48
99129 €37,00	99115 €65,00	99344 €76,00
ON/OFF	0/1-10V	DALI
1 art.	1 art.	1 - 2 art.

Recessed casings

89373 € 23,00	89374 € 32,00
Outer casing	Outer casing



Anton_RJ | Downlight | powerLED 2 W 630 mA



Efficiency - CRI 80

White	97402	€ 72,00	3000 K	233 lm	W	Narrow Spot	08
			4000 K	249 lm	N	Spot	15
						Medium Flood	30
						Flood	60
						Wide Flood	12

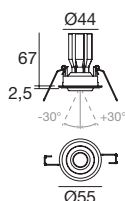


The power supply requires a larger hole than the one indicated for the spotlight

Electronics

211 138 22	211 138 22	+ driver CV 24V 0/1-10V converter 1 art.	211 138 22	+ driver CV 24V DALI converter 1 art.
89147	99710	€35,00	99713	€35,00
ON/OFF 1 - 2 art.			DALI converter 1 art.	
		981		981

Anton_RJ | Downlight | powerLED 6 W 630 mA



Efficiency - CRI 80

White	97404	€ 83,00	3000 K	699 lm	W	Spot	15
			4000 K	747 lm	N	Medium Flood	30
						Flood	60
						Wide Flood	12

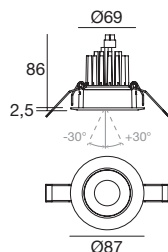
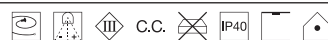


The power supply requires a larger hole than the one indicated for the spotlight

Electronics

211 138 22	251 210 48	251 210 48
99376	99115	99344
€36,00	€65,00	€76,00
ON/OFF 1 - 2 art.	0/1-10V 1 - 3 art.	DALI 1 - 4 art.

Anton_RJ | Downlight | powerLED 8 W 630 mA



Efficiency - CRI 80

White	97427	€ 90,00	3000 K	932 lm	W	Spot	15
			4000 K	996 lm	N	Medium Flood	30
						Flood	60



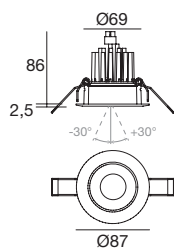
Electronics

311 134 37	251 210 48	251 210 48
99129	99115	99344
€37,00	€65,00	€76,00
ON/OFF 1 art.	0/1-10V 1 - 2 art.	DALI 1 - 3 art.

Recessed casings

89373	89374
€ 23,00	€ 32,00
Outer casing	Outer casing

Anton_RJ | Downlight | powerLED 12 W 630 mA



Efficiency - CRI 80

White	94592	€ 120,00	3000 K	1398 lm	W	Medium Flood	30
			4000 K	1494 lm	N	Flood	60
						Wide Flood	12

Electronics

311 134	251 210	251 210
37	48	48
99129	99115	99344
€37,00	€65,00	€76,00
ON/OFF	0/1-10V	DALI
1 art.	1 art.	1 - 2 art.

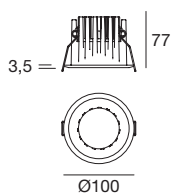
Recessed casings

89373	89374
€ 23,00	€ 32,00
Outer casing	Outer casing

Lindt | Wienn, Austria



AntonX_1 | Downlight | arrayLED 18 W 500 mA



Balance - CRI 92

White	80105	€ 75,00	2700 K	1885 lm	M	General	00
Black	80106	€ 75,00	3000 K	2016 lm	W		
			4000 K	2170 lm	N		

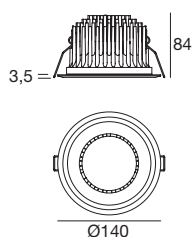
Efficiency - CRI 80

White	80107	€ 72,00	2700 K	2323 lm	M	General	00
Black	80108	€ 72,00	3000 K	2323 lm	W		
			4000 K	2498 lm	N		

Electronics

	99106	€42,00		99115	€65,00		99344	€76,00
ON/OFF	1 art.		0/1-10V	1 art.		DALI	1 art.	

AntonX_2 | Downlight | arrayLED 25 W 700 mA



Balance - CRI 92

White	80015	€ 81,00	2700 K	2598 lm	M	General	00
Black	80016	€ 81,00	3000 K	2794 lm	W		
			4000 K	2990 lm	N		

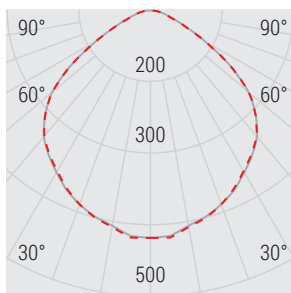
Efficiency - CRI 80

White	80013	€ 77,00	2700 K	3210 lm	M	General	00
Black	80014	€ 77,00	3000 K	3431 lm	W		
			4000 K	3431 lm	N		

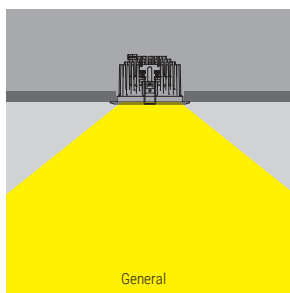
Electronics

	99147	€42,00		99268	€115,00		99345	€76,00
ON/OFF	1 art.		0/1-10V DALI	1 art.		DALI	1 art.	


80013W00



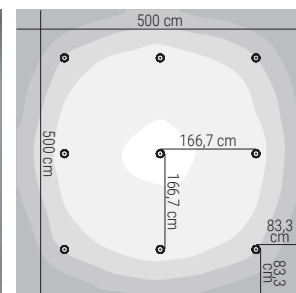
Photometric curve



Light beam



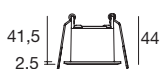
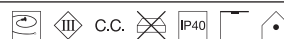
200 LUX 250 LUX 300 LUX 350 LUX 400 LUX 450 LUX 500 LUX 600 LUX



Floor plan



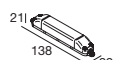
Anton_Q | Downlight | powerLED 2 W 630 mA



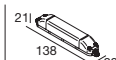
Efficiency - CRI 80

White	97431	€ 66,00	3000 K	233 lm	W	Narrow Spot	08
			4000 K	249 lm	N	Spot	15
						Medium Flood	30
						Flood	60

Electronics

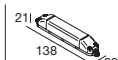


89147 €27,00
ON/OFF
1 - 2 art.



99710 €35,00
0/1-10V converter
1 art.

+ driver CV 24V
981

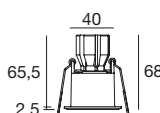



99713 €35,00
DALI converter
1 art.

+ driver CV 24V
981



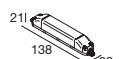
Anton_Q | Downlight | powerLED 6 W 630 mA



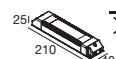
Efficiency - CRI 80

White	97433	€ 90,00	3000 K	699 lm	W	Spot	15
			4000 K	747 lm	N	Medium Flood	30
						Flood	60
						Wide Flood	12

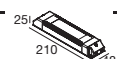
Electronics



99376 €36,00
ON/OFF
1 - 2 art.



99115 €65,00
0/1-10V
1 - 3 art.

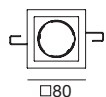
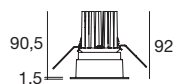


99344 €76,00
DALI
1 - 4 art.



The power supply requires a larger hole than the one indicated for the spotlight

Anton_Q | Downlight | powerLED 12 W 630 mA



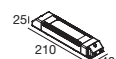
Efficiency - CRI 80

White	92999	€ 98,00	3000 K	1398 lm	W	Narrow Spot	08
			4000 K	1494 lm	N	Medium Flood	30
						Flood	60

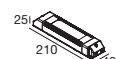
Electronics



99129 €37,00
ON/OFF
1 art.



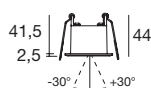
99115 €65,00
0/1-10V
1 art.



99344 €76,00
DALI
1 - 2 art.



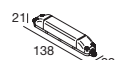
Anton_QJ | Downlight | powerLED 2 W 630 mA



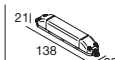
Efficiency - CRI 80

White	92164	€ 73,00	3000 K	233 lm	W	Narrow Spot	08
			4000 K	249 lm	N	Spot	15
						Medium Flood	30
						Flood	60
						Wide Flood	12

Electronics

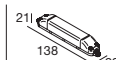


89147 €27,00
ON/OFF
1 - 2 art.



99710 €35,00
0/1-10V converter
1 art.

+ driver CV 24V
981

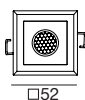
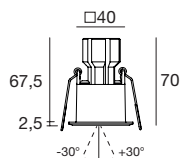

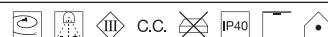


99713 €35,00
DALI converter
1 art.

+ driver CV 24V
981



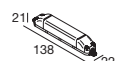
Anton_QJ | Downlight | powerLED 6 W 630 mA



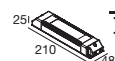
Efficiency - CRI 80

White	92170	€ 101,00	3000 K	699 lm	W	Spot	15
			4000 K	747 lm	N	Medium Flood	30
						Flood	60
						Wide Flood	12

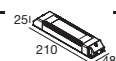
Electronics



99376 €36,00
ON/OFF
1 - 2 art.



99115 €65,00
0/1-10V
1 - 3 art.



99344 €76,00
DALI
1 - 4 art.



RTG **92170W60**



The power supply requires a larger hole than the one indicated for the spotlight

cob40




Cob40 is a recess with small dimensions and high efficiency. In the fixed or tilting version, Cob40 comes with various optics and types of LED.

Materials

Aluminium body

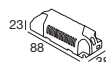
Cob40_R | Downlight | arrayLED 6,5 W 700 mA



Efficiency - CRI 80

White	80244	€ 36,00	2700 K	770 lm	M	Spot	15
Black	80245	€ 36,00	3000 K	770 lm	W	Medium Flood	30
			4000 K	831 lm	N	Flood	60

Electronics



99243 €15,00
ON/OFF
1 art.

99733 €59,00
0/1-10V
1 art.

99731 €65,00
DALI
1 art.



Cob40_R | Downlight | arrayLED 15 W 400 mA



Efficiency - CRI 80

White	81351	€ 64,00	2700 K	1932 lm	M	Spot	15
Black	81352	€ 64,00	3000 K	1932 lm	W	Medium Flood	30
			4000 K	2078 lm	N	Flood	60


Electronics



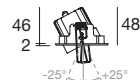

99734 €49,00
ON/OFF
1 art.

99732 €59,00
0/1-10V
1 art.

99730 €65,00
DALI
1 art.



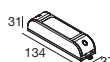
Cob40_RJ | Downlight | arrayLED 6,5 W 700 mA



Efficiency - CRI 80

White	80109	€ 49,00	2700 K	770 lm	M	Spot	15
Black	80110	€ 49,00	3000 K	770 lm	W	Medium Flood	30
			4000 K	831 lm	N	Flood	60

Electronics



99243 €15,00
ON/OFF
1 art.

99733 €59,00
0/1-10V
1 art.

99731 €65,00
DALI
1 art.




cob44



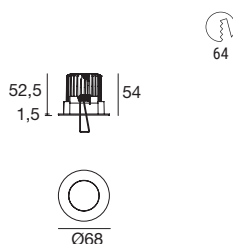
A complete line of recesses, characterised by an IP44 index of protection and polycarbonate flange. Cob44 may come with a round or square flange, fixed or tilting optics group and two levels of power.

Materials

Aluminium body
Polycarbonate flange



Cob44_R | Downlight | arrayLED 6,5 W 700 mA



Efficiency - CRI 80

White	96801	€ 42,00	2700 K	770 lm	M	Spot	15
Black	96802	€ 42,00	3000 K	770 lm	W	Medium Flood	30
			4000 K	831 lm	N	Flood	60

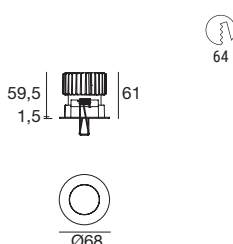
Electronics

99243 €15,00 ON/OFF 1 art.	99733 €59,00 0/1-10V 1 art.	99731 €65,00 DALI 1 art.



UGR
>19 optics 15°, 30°
>22 optics 60°

Cob44_R | Downlight | arrayLED 11 W 300 mA



Efficiency - CRI 80

White	93832	€ 54,00	2700 K	1399 lm	M	Spot	15
Black	93833	€ 54,00	3000 K	1399 lm	W	Medium Flood	30
			4000 K	1507 lm	N	Flood	60

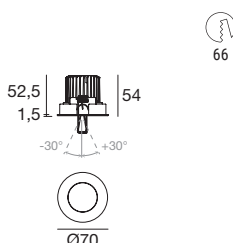
Electronics

99370 €15,00 ON/OFF 1 art.	99732 €59,00 0/1-10V 1 art.	99730 €65,00 DALI 1 art.



UGR
>19 optics 15°, 30°
>22 optics 60°

Cob44_RJ | Downlight | arrayLED 6,5 W 700 mA



Efficiency - CRI 80

White	96803	€ 51,00	2700 K	770 lm	M	Spot	15
Black	96804	€ 51,00	3000 K	770 lm	W	Medium Flood	30
			4000 K	831 lm	N	Flood	60

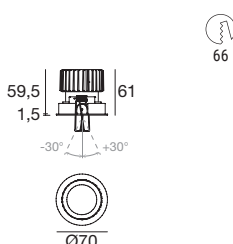

Electronics

99243 €15,00 ON/OFF 1 art.	99733 €59,00 0/1-10V 1 art.	99731 €65,00 DALI 1 art.



UGR
>19 optics 15°, 30°
>22 optics 60°

Cob44_RJ | Downlight | arrayLED 11 W 300 mA



Efficiency - CRI 80

White	93834	€ 63,00	2700 K	1399 lm	M	Spot	15
Black	93835	€ 63,00	3000 K	1399 lm	W	Medium Flood	30
			4000 K	1507 lm	N	Flood	60

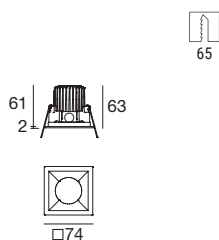
Electronics

99370 €15,00 ON/OFF 1 art.	99732 €59,00 0/1-10V 1 art.	99730 €65,00 DALI 1 art.



UGR
>19 optics 15°, 30°
>22 optics 60°

Cob44_Q | Downlight | arrayLED 6,5 W 700 mA



Efficiency - CRI 80

White	93354	€ 44,00	2700 K	770 lm	M	Spot	15
Black	93355	€ 44,00	3000 K	770 lm	W	Medium Flood	30
			4000 K	831 lm	N	Flood	60

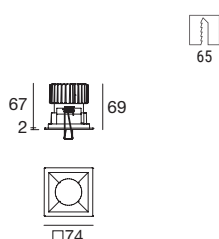
Electronics

231 88	311 134	311 134
99243 €15,00	99733 €59,00	99731 €65,00
ON/OFF 1 art.	0/1-10V 1 art.	DALI 1 art.



>19 optics 15°, 30°
>22 optics 60°
UGR

Cob44_Q | Downlight | arrayLED 11 W 300 mA



Efficiency - CRI 80

White	93836	€ 60,00	2700 K	1399 lm	M	Spot	15
Black	93839	€ 60,00	3000 K	1399 lm	W	Medium Flood	30
			4000 K	1507 lm	N	Flood	60

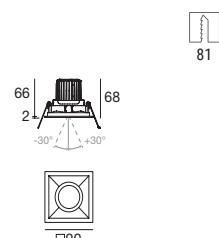
Electronics

231 88	311 134	311 134
99370 €15,00	99732 €59,00	99730 €65,00
ON/OFF 1 art.	0/1-10V 1 art.	DALI 1 art.



>19 optics 15°, 30°
>22 optics 60°
UGR

Cob44_QJ | Downlight | arrayLED 6,5 W 700 mA



Efficiency - CRI 80

White	93844	€ 51,00	2700 K	770 lm	M	Spot	15
Black	93847	€ 51,00	3000 K	770 lm	W	Medium Flood	30
			4000 K	831 lm	N	Flood	60

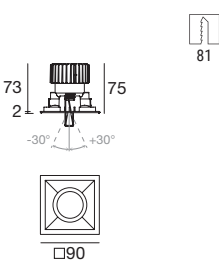
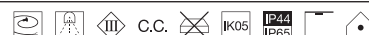
Electronics

231 88	311 134	311 134
99243 €15,00	99733 €59,00	99731 €65,00
ON/OFF 1 art.	0/1-10V 1 art.	DALI 1 art.



>19 optics 15°, 30°
>22 optics 60°
UGR

Cob44_QJ | Downlight | arrayLED 11 W 300 mA



Efficiency - CRI 80

White	93840	€ 65,00	2700 K	1399 lm	M	Spot	15
Black	93843	€ 65,00	3000 K	1399 lm	W	Medium Flood	30
			4000 K	1507 lm	N	Flood	60

Electronics

231 88	311 134	311 134
99370 €15,00	99732 €59,00	99730 €65,00
ON/OFF 1 art.	0/1-10V 1 art.	DALI 1 art.



>19 optics 15°, 30°
>22 optics 60°
UGR


cob 20



Cob20 combines high performance and maximum installation practicality. The Cob20 range of products is particularly indicated in the general lighting of public spaces, while the RX versions with controlled UGR are appropriate for use in work. The proposed models can be sub-supplied to guarantee greater versatility of use.








Materials

Aluminium body
Steel bracket
ABS flange




COB20 range



	15-25 W	15-25-30 W	15-25-30-40 W
_R 	Ø 147 mm	Ø 197 mm	Ø 227 mm Ø 250 mm
_RX 	Ø 147 mm	Ø 197 mm	Ø 227 mm Ø 250 mm
_Q 	□ 140 mm	□ 175 mm	□ 205 mm
Finish			
CRI 80	2700K 3000K 4000K	2700K 3000K 4000K	2700K 3000K 4000K
Optics	Flood (_R) Wide Flood	Flood (_R) Wide Flood	Flood (_R) Wide Flood
Driver	On/Off 1-10 V DALI	On/Off 1-10 V DALI	On/Off 1-10 V DALI
	129 mm (_R / _RX) 122 mm (_Q)	180 mm (_R / _RX) 157 mm (_Q)	210 mm (_R / _RX) 236 mm (_R / _RX) 188 mm (_Q)

Long-lasting

Equipment provided with high efficiency passive dissipation system with alloy 6060 extruded aluminium profiles. When operative, diodes can easily reach high temperatures which affect their performance and life cycle: thanks to a compact array of strips the Cob20 range of downlights exploits the entire surface to efficiently cool the LED source, thus guaranteeing balance between high performance and operative duration over time.




UGR index

The UGR (Unified Glare Rating) index evaluates the presence of disturbing glare, i.e. uncomfortable for the person, due to excessive luminance levels within the visual field. The COB20_RX versions guarantee a UGR index below 19, i.e. the threshold value for the correct lighting of offices and environments with video terminals (UNI-EN 12464-1 standard).

Easy and safe to assemble


The i-LèD technical laboratories developed the innovative springs equipped with the "smart spring" technology in the conventional versions and with the shaped-coupling-equipped torsional technology. It allows optimising time thanks to a quick and simple installation of the downlights, without damaging the plasterboard or the surface on which they are installed. Furthermore, it allows safe fixing avoiding accidental fall even in environments with heavy mechanical stresses (e.g. subway stations). The COB series downlights can be installed and lit even without the reflector, which will be installed later on, at the end of the works, so as to ensure perfect cleanness. The i-LèD downlights can be installed on dropped ceilings with small thicknesses that range between a minimum of 10mm and a maximum of 30mm.



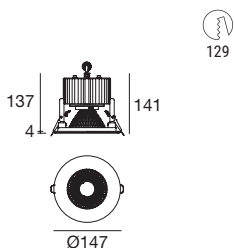


More light, less consumption

The COB downlights are designed for the convenient and quick replacement of conventional lighting equipment thus improving the energy efficiency of the installation. Example of replacement of fluorescence downlights with the same number of i-LèD equipment.

- 31% consumption drop
- Same number of equipment
- Better lighting level (+34%)
- Lasts longer



Cob20_R | Downlight | arrayLED



129

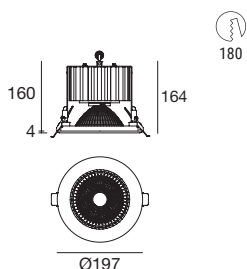
Efficiency - CRI 80

White	96809	€ 134,00	2700 K	M	Flood	40
			3000 K	W	Wide Flood	90
			4000 K	N		

Power	Current	Nominal flux		ON/OFF	0/1-10V	DALI
15 W	400 mA	2700 K	1953 lm	99113 1 art.	99116 1 art.	99131 1 art.
		3000 K	2088 lm			
		4000 K	2088 lm			
25 W	700 mA	2700 K	3210 lm	99112 1 art.	99188 1 art.	99330 1 art.
		3000 K	3431 lm			
		4000 K	3431 lm			

* for the driver measurements, see the Electronics chapter

Cob20_R | Downlight | arrayLED



180

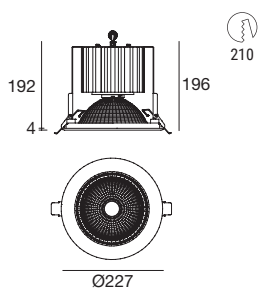
Efficiency - CRI 80

White	96813	€ 158,00	2700 K	M	Flood	40
			3000 K	W	Wide Flood	90
			4000 K	N		

Power	Current	Nominal flux		ON/OFF	0/1-10V	DALI
15 W	400 mA	2700 K	2082 lm	99113 1 art.	99116 1 art.	99131 1 art.
		3000 K	2227 lm			
		4000 K	2393 lm			
25 W	700 mA	2700 K	3400 lm	99112 1 art.	99188 1 art.	99330 1 art.
		3000 K	3637 lm			
		4000 K	3909 lm			
30 W	840 mA	2700 K	3991 lm	99093 1 art.	99187 1 art.	99330 1 art.
		3000 K	4270 lm			
		4000 K	4588 lm			

* for the driver measurements, see the Electronics chapter

Cob20_R | Downlight | arrayLED



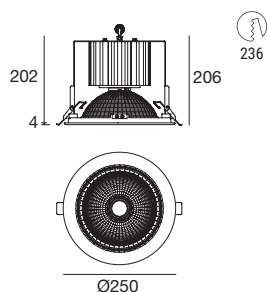
Efficiency - CRI 80

White	96819	€ 188,00	2700 K	M	Flood	40
			3000 K	W	Wide Flood	90
			4000 K	N		

Power	Current	Nominal flux		ON/OFF	0/1-10V	DALI
15 W	400 mA	2700 K	2082 lm	99113 1 art.	99116 1 art.	99131 1 art.
		3000 K	2227 lm			
		4000 K	2393 lm			
25 W	700 mA	2700 K	3400 lm	99112 1 art.	99188 1 art.	99330 1 art.
		3000 K	3637 lm			
		4000 K	3909 lm			
30 W	840 mA	2700 K	3991 lm	99093 1 art.	99187 1 art.	99330 1 art.
		3000 K	4270 lm			
		4000 K	4588 lm			
35 W	950 mA	2700 K	4363 lm	99252 1 art.	99254 1 art.	99254 1 art.
		3000 K	4667 lm			
		4000 K	5016 lm			

* for the driver measurements, see the Electronics chapter

Cob20_R | Downlight | arrayLED



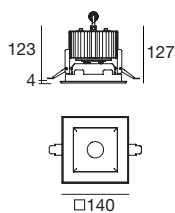
Efficiency - CRI 80

White	97130	€ 210,00	2700 K	M	Flood	40
			3000 K	W	Wide Flood	90
			4000 K	N		

Power	Current	Nominal flux		ON/OFF	0/1-10V	DALI
15 W	400 mA	2700 K	2082 lm	99113 1 art.	99116 1 art.	99131 1 art.
		3000 K	2227 lm			
		4000 K	2393 lm			
25 W	700 mA	2700 K	3400 lm	99112 1 art.	99188 1 art.	99330 1 art.
		3000 K	3637 lm			
		4000 K	3909 lm			
30 W	840 mA	2700 K	3991 lm	99093 1 art.	99187 1 art.	99330 1 art.
		3000 K	4270 lm			
		4000 K	4588 lm			
35 W	950 mA	2700 K	4363 lm	99252 1 art.	99254 1 art.	99254 1 art.
		3000 K	4667 lm			
		4000 K	5016 lm			

* for the driver measurements, see the Electronics chapter

Cob20_Q | Downlight | arrayLED



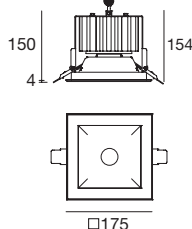

Efficiency - CRI 80

White	96827	€ 156,00	2700 K	M	Wide Flood	90
			3000 K	W		
			4000 K	N		

Power	Current	Nominal flux		ON/OFF	0/1-10V	DALI
15 W	400 mA	2700 K	1953 lm	99113 1 art.	99116 1 art.	99131 1 art.
		3000 K	2088 lm			
		4000 K	2088 lm			
25 W	700 mA	2700 K	3210 lm	99112 1 art.	99188 1 art.	99330 1 art.
		3000 K	3431 lm			
		4000 K	3431 lm			

* for the driver measurements, see the Electronics chapter

Cob20_Q | Downlight | arrayLED



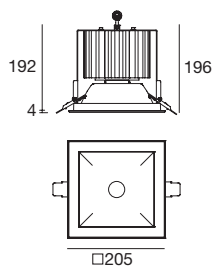

Efficiency - CRI 80

White	96831	€ 184,00	2700 K	M	Wide Flood	90
			3000 K	W		
			4000 K	N		

Power	Current	Nominal flux		ON/OFF	0/1-10V	DALI
15 W	400 mA	2700 K	2082 lm	99113 1 art.	99116 1 art.	99131 1 art.
		3000 K	2227 lm			
		4000 K	2393 lm			
25 W	700 mA	2700 K	3400 lm	99112 1 art.	99188 1 art.	99330 1 art.
		3000 K	3637 lm			
		4000 K	3909 lm			
30 W	840 mA	2700 K	3991 lm	99093 1 art.	99187 1 art.	99330 1 art.
		3000 K	4270 lm			
		4000 K	4588 lm			

* for the driver measurements, see the Electronics chapter

Cob20_Q | Downlight | arrayLED



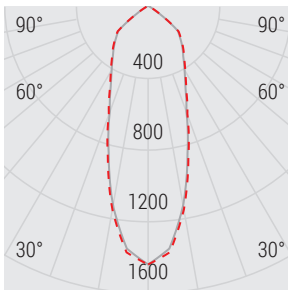
Efficiency - CRI 80

White	96837	€ 200,00	2700 K	M	Wide Flood	90
			3000 K	W		
			4000 K	N		

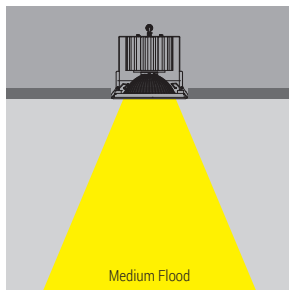
Power	Current	Nominal flux		ON/OFF	0/1-10V	DALI
15 W	400 mA	2700 K	2082 lm	99113 1 art.	99116 1 art.	99131 1 art.
		3000 K	2227 lm			
		4000 K	2393 lm			
25 W	700 mA	2700 K	3400 lm	99112 1 art.	99188 1 art.	99330 1 art.
		3000 K	3637 lm			
		4000 K	3909 lm			
30 W	840 mA	2700 K	3991 lm	99093 1 art.	99187 1 art.	99330 1 art.
		3000 K	4270 lm			
		4000 K	4588 lm			
35 W	950 mA	2700 K	4363 lm	99252 1 art.	99254 1 art.	99254 1 art.
		3000 K	4667 lm			
		4000 K	5016 lm			

* for the driver measurements, see the Electronics chapter


97130W40



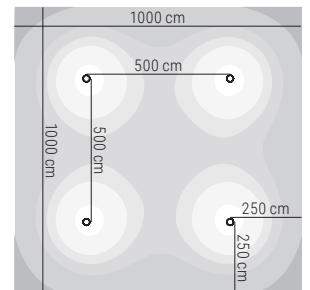
Photometric curve



Light beam

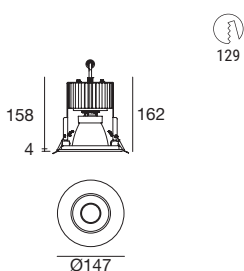


25 LUX 40 LUX 50 LUX 60 LUX 100 LUX 125 LUX 150 LUX 200 LUX



Floor plan

Cob20_RX comfort UGR<16 | Downlight | arrayLED 25 W 700 mA



Efficiency - CRI 80

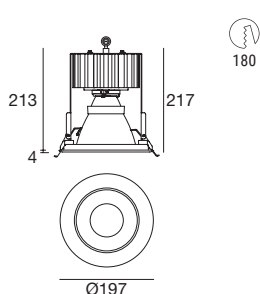
White	91398	€ 147,00	2700 K	3580 lm	M	Spot	15
			3000 K	3847 lm	W	Medium Flood	30
			4000 K	3847 lm	N	Flood	60

Electronics

271 103 58	401 208 89	281 210 48
99112 €51,00 ON/OFF 1 art.	99188 €120,00 0/1-10V DALI 1 art.	99330 €81,00 DALI 1 art.



Cob20_RX comfort UGR<16 | Downlight | arrayLED 30 W 840 mA



Efficiency - CRI 80

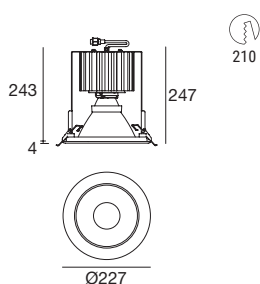
White	91402	€ 189,00	2700 K	4220 lm	M	Spot	15
			3000 K	4535 lm	W	Medium Flood	30
			4000 K	4535 lm	N	Flood	60

Electronics

271 103 58	401 208 89	281 210 48
99093 €51,00 ON/OFF 1 art.	99187 €120,00 0/1-10V DALI 1 art.	99330 €81,00 DALI 1 art.



Cob20_RX comfort UGR<16 | Downlight | arrayLED 35 W 950 mA



Efficiency - CRI 80

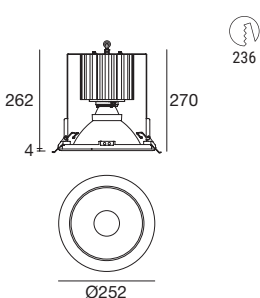
White	91410	€ 211,00	2700 K	4811 lm	M	Spot	15
			3000 K	4811 lm	W	Medium Flood	30
			4000 K	5173 lm	N	Flood	60

Electronics

271 103 58	401 208 89	281 210 48
99146 €51,00 ON/OFF 1 art.	99241 €130,00 0/1-10V DALI 1 art.	99330 €81,00 DALI 1 art.



Cob20_RX comfort UGR<16 | Downlight | arrayLED 45 W 1250 mA




Efficiency - CRI 80

White	91414	€ 233,00	2700 K	6002 lm	M	Spot	15
			3000 K	6002 lm	W	Medium Flood	30
			4000 K	6452 lm	N	Flood	60

Electronics

361 160 70	401 208 89	401 208 89
99092 €69,00 ON/OFF 1 art.	99174 €130,00 0/1-10V DALI 1 art.	99174 €130,00 DALI 1 art.





cob65




Cob65 is particularly suitable for outdoor general lighting, offering high performance and ease of installation. The reflective optical compartment provides a particularly efficient beam.

Materials

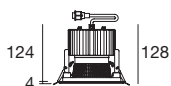
- Aluminium body
- Steel bracket
- ABS flange



Cob65_R | Downlight | arrayLED 25 W 720 mA



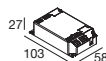
129



CRI 80

White	96845	€ 155,00	2700 K	3400 lm	M	Medium Flood	40
			3000 K	3637 lm	W	Wide Flood	90
			4000 K	3909 lm	N		

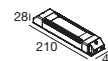
Electronics



99112 €51,00
ON/OFF
1 art.



99188 €120,00
0/1-10V DALI
1 art.



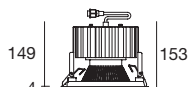
99330 €81,00
DALI
1 art.



Cob65_R | Downlight | arrayLED 30 W 840 mA



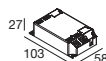
180



CRI 80

White	96849	€ 185,00	2700 K	3991 lm	M	Medium Flood	40
			3000 K	4270 lm	W		
			4000 K	4588 lm	N		

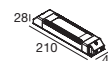
Electronics



99093 €51,00
ON/OFF
1 art.



99187 €120,00
0/1-10V DALI
1 art.



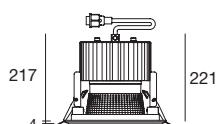
99330 €81,00
DALI
1 art.



Cob65_R | Downlight | arrayLED 45 W 1250 mA



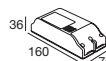
236



CRI 80

White	97140	€ 234,00	2700 K	6002 lm	M	Medium Flood	40
			3000 K	6002 lm	W		
			4000 K	6452 lm	N		

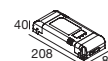
Electronics



99092 €69,00
ON/OFF
1 art.



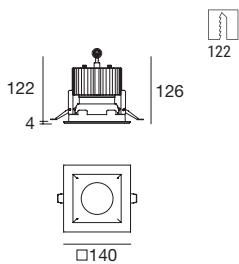

99174 €130,00
0/1-10V DALI
1 art.



99174 €130,00
DALI
1 art.



Cob65_Q | Downlight | arrayLED 25 W 720 mA



CRI 80

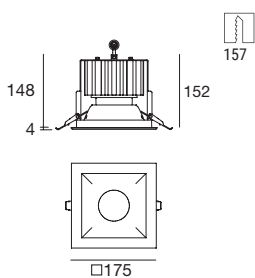

White	96863	€ 172,00	2700 K	3400 lm	M	Wide Flood	90
			3000 K	3637 lm	W		
			4000 K	3909 lm	N		

Electronics

99112 €51,00	99188 €120,00	99330 €81,00
ON/OFF 1 art.	0/1-10V DALI 1 art.	DALI 1 art.



Cob65_Q | Downlight | arrayLED 30 W 840 mA



CRI 80

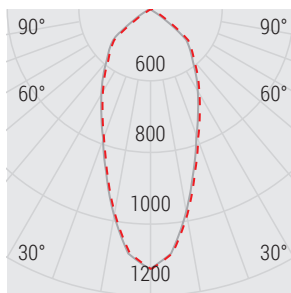
White	96867	€ 199,00	2700 K	3991 lm	M	Wide Flood	90
			3000 K	4270 lm	W		
			4000 K	4588 lm	N		

Electronics

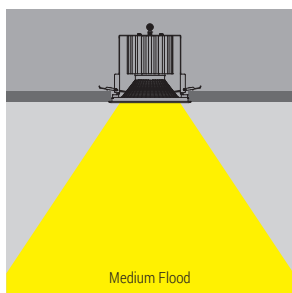
99093 €51,00	99187 €120,00	99330 €81,00
ON/OFF 1 art.	0/1-10V DALI 1 art.	DALI 1 art.




97140N40



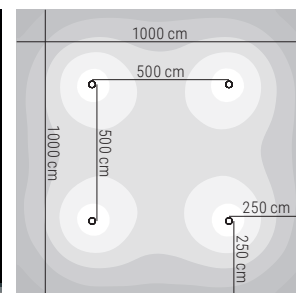
Photometric curve



Light beam



25 LUX 50 LUX 70 LUX 75 LUX 100 LUX 125 LUX 150 LUX 175 LUX



Floor plan

LV44



LV44_RD is a line of general lighting recesses entirely dedicated to the Dynamic White Technology. The structure contains a reflecting aluminium optics compartment for increasing emission efficiency.

Materials

Aluminium body

2700-6000K

DYNAMICWHITE


Scientific studies have shown that replicating the same frequencies in closed public environments can provide benefits to those who work in these places.

DALI Driver

The LV44 articles in dynamic white version can be managed with a DALI driver with firmware 8.8. This driver allows 8 addresses to be used on the same hardware.



2700 K
Super warm white
6500 K
Cold white




Colour mixing

We, at Linea Light Group, created a colour mixing technology that allows managing the CCT of the emitted light to the utmost due to the opaline diffuser which, alongside the particularly recessed source, serves as first "stabiliser", thus guaranteeing the desired colour temperature. In addition, the emission control through the Linea Light Group's DALI protocol allows controlling the CCT right from the light source.



Smart lighting

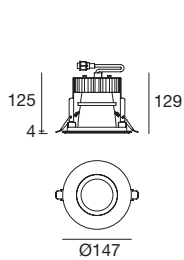
The Dynamic White modules, combined with the new, specifically developed management systems, allow the mixture of whites from Warm White and Cold White. With a single product, it is therefore possible to reproduce all the colour temperatures from 2700K to 6500K, maintaining the same luminous flow. Recent studies on the circadian cycles have shown how the temperature variations of natural light, from dawn to dusk, influence the well-being of humans.



2700K

6500K

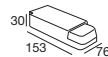
LV44_RD | Downlight | topLED 10 W 350 mA



Dynamic White

White	91769	€ 123,00	2700 K - 6500 K	Dynamic	D	General	00
Black	91776	€ 123,00					

Electronics

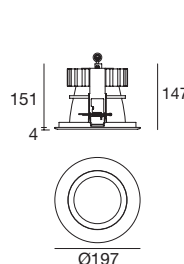


99522 €136,00

DALI
1 art.



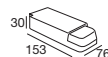
LV44_RD | Downlight | topLED 20 W 600 mA



Dynamic White

White	91777	€ 163,00	2700 K - 6500 K	Dynamic	D	General	00
Black	91778	€ 163,00					

Electronics

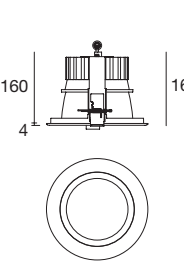


99523 €136,00

DALI
1 art.



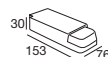
LV44_RD | Downlight | topLED 30 W 840 mA



Dynamic White

White	91779	€ 194,00	2700 K - 6500 K	Dynamic	D	General	00
Black	91780	€ 194,00					

Electronics

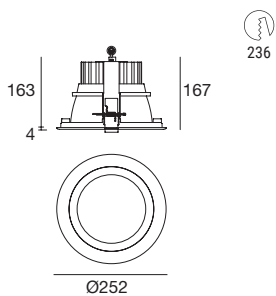


99524 €136,00

DALI
1 art.



LV44_RD | Downlight | topLED 45 W 1250 mA



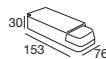
236

Dynamic White

White **91781** € 240,00
Black **91783** € 240,00

2700 K - 6500 K Dynamic **D** General **00**

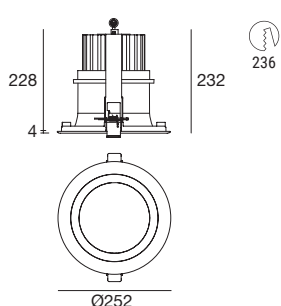
Electronics



99525 €136,00
DALI
1 art.



LV44_RD | Downlight | topLED 65 W 1800 mA



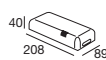
236

Dynamic White

White **90746** € 299,00
Black **90747** € 299,00

2700 K - 6500 K Dynamic **D** General **00**

Electronics



2 x **99717** €124,00
DALI
1 art.



CONTROL DIAGRAM EXAMPLE

99522 10W
99523 20W
99524 30W
99525 45W

Power Bus



99522 / 99523 /
99524 / 99525



Power Bus



99309



Button interface



99311

99727 70W

Power Bus



2 x 99727



Power Bus



99309



Button interface



99311

LV54 - HV54



A high performance product, perfect for lighting large spaces. Practical and versatile, it comes with an extensive range of products and thus lighting solutions. It also comes in the driverless version, to be directly connected to the power mains.

Materials

Aluminium body
Opaline PMMA diffuser



LV54_RS | Downlight | topLED 13 W 350 mA



Efficiency - CRI 80

White	97090	€ 85,00	3000 K	1344 lm	M	General	00
			4000 K	1488 lm	W		
			5000 K	1632 lm	N		

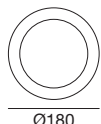
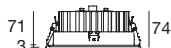
Electronics

31 134	25 210	25 210
99260 €40,00	99262 €68,00	99721 €81,00
ON/OFF 1 art.	0/1-10V 1 art.	DALI 1 art.



RTG **97090W00**
97090N00

LV54_RS | Downlight | topLED 23 W 630 mA



Efficiency - CRI 80

White	97092	€ 119,00	3000 K	2352 lm	M	General	00
			4000 K	2604 lm	W		
			5000 K	2856 lm	N		

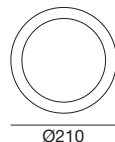
Electronics

27 103	28 210	28 210
99261 €51,00	99262 €68,00	99721 €81,00
ON/OFF 1 art.	0/1-10V 1 art.	DALI 1 art.



RTG **97092W00**
97092N00

LV54_RS | Downlight | topLED 30 W 840 mA



Efficiency - CRI 80

White	97094	€ 134,00	3000 K	3024 lm	M	General	00
			4000 K	3348 lm	W		
			5000 K	3672 lm	N		

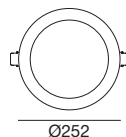
Electronics

27 103	40 208	28 210
99093 €51,00	99187 €120,00	99330 €81,00
ON/OFF 1 art.	0/1-10V DALI 1 art.	DALI 1 art.



RTG **97094W00**
97094N00

LV54_RS | Downlight | topLED 45 W 1250 mA



Efficiency - CRI 80



White	97119	€ 198,00	3000 K	4704 lm	M	General	00
			4000 K	5208 lm	W		
			5000 K	5712 lm	N		

Electronics

36 160	40 208	40 208
99092 €69,00	99174 €130,00	99174 €130,00
ON/OFF 1 art.	0/1-10V DALI 1 art.	DALI 1 art.



HV54_RS | Downlight | 190-240 V | topLED 10 W AC

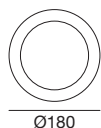
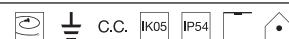


Efficiency - CRI 80

White	96883	€ 127,00	3000 K	915 lm	M	General	00
			4000 K	980 lm	W		
			5000 K	1045 lm	N		



HV54_RS | Downlight | 190-240 V | topLED 20 W AC

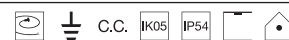


Efficiency - CRI 80

White	96885	€ 163,00	3000 K	1806 lm	M	General	00
			4000 K	1900 lm	W		
			5000 K	2000 lm	N		



HV54_RS | Downlight | 190-240 V | topLED 30 W AC

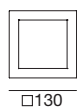



Efficiency - CRI 80

White	96887	€ 228,00	3000 K	2710 lm	M	General	00
			4000 K	2850 lm	W		
			5000 K	3000 lm	N		



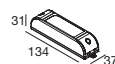
LV54_QS | Downlight | topLED 13 W 350 mA



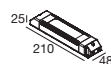
Efficiency - CRI 80

White	97096	€ 89,00	3000 K	1344 lm	M	General	00
			4000 K	1488 lm	W		
			5000 K	1632 lm	N		

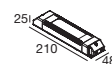
Electronics



99260 €40,00
ON/OFF
1 art.



99262 €68,00
0/1-10V
1 art.

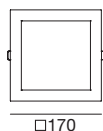



99721 €81,00
DALI
1 art.



RTG 97096W00
97096N00

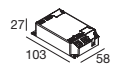
LV54_QS | Downlight | topLED 23 W 630 mA



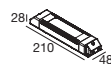
Efficiency - CRI 80

White	97098	€ 123,00	3000 K	2475 lm	M	General	00
			4000 K	2772 lm	W		
			5000 K	2970 lm	N		

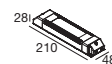
Electronics



99261 €51,00
ON/OFF
1 art.



99262 €68,00
0/1-10V
1 art.





99721 €81,00
DALI
1 art.



RTG 97098W00
97098N00

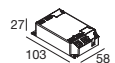
LV54_QS | Downlight | topLED 30 W 840 mA



Efficiency - CRI 80

White	97100	€ 134,00	3000 K	2904 lm	M	General	00
			4000 K	3300 lm	W		
			5000 K	3564 lm	N		

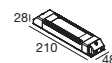
Electronics



99093 €51,00
ON/OFF
1 art.



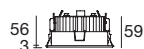

99187 €120,00
0/1-10V DALI
1 art.



99330 €81,00
DALI
1 art.



HV54_QS | Downlight | 190-240 V | topLED 10 W AC



□130

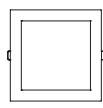



Efficiency - CRI 80

White	96889	€ 127,00	3000 K	915 lm	M	General	00
			4000 K	980 lm	W		
			5000 K	1045 lm	N		



HV54_QS | Downlight | 190-240 V | topLED 20 W AC



□170

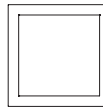



Efficiency - CRI 80

White	96891	€ 163,00	3000 K	1806 lm	M	General	00
			4000 K	1900 lm	W		
			5000 K	2000 lm	N		



HV54_QS | Downlight | 190-240 V | topLED 30 W AC



□200



Efficiency - CRI 80

White	96893	€ 228,00	3000 K	2710 lm	M	General	00
			4000 K	2850 lm	W		
			5000 K	3000 lm	N		



HV44

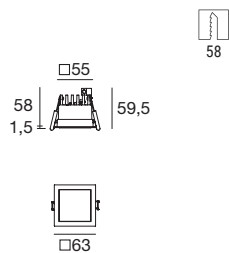

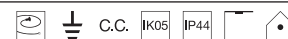


A practical and essential downlight, with super slim exposed flange. With its minimal design, it is classy and discreet. HV44 does not need external power supply given that it is connected directly to the mains.

Materials

Aluminium body
Opaline PMMA diffuser

HV44 | Downlight | 190-240 V | topLED 5 W AC



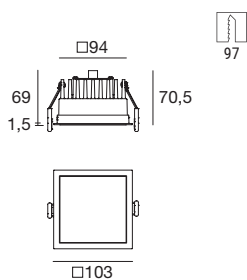

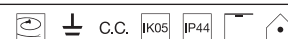
Efficiency - CRI 80

White	97710	€ 89,00	3000 K	570 lm	W	General	00
Black	97711	€ 89,00	4000 K	610 lm	N		
Grey	97712	€ 89,00					



RTG 97710W00

HV44 | Downlight | 190-240 V | topLED 10 W AC



Efficiency - CRI 80

White	97730	€ 129,00	3000 K	980 lm	W	General	00
Black	97731	€ 129,00	4000 K	1045 lm	N		
Grey	97732	€ 129,00					



RTG 97730W00

Direct connection to the power mains

The distinctive features of the HV44 series lie in having circuits defined for direct connection with the 220V mains supply. It does not require power supply units, hence reducing equipment maintenance needs.



rada



Rada offers a new lighting technology approach for passages and large spaces, thanks to the total absence of direct glaring. A perfect downlight for environments where the user has to look towards the ceiling, such as hospitals, beauty parlours and gyms.

Materials

Aluminium body

Recuperator in optical white painted aluminium



rada range



	8 W	12 W	18 W	23 W	25 W	65 W	82 W
_R ○	Ø 116 mm	Ø 177 mm	Ø 233 mm	-	Ø 310 mm	Ø 600 mm	Ø 800 mm
_RO ◎	Ø 116 mm	Ø 177 mm	Ø 233 mm	-	Ø 310 mm	-	-
_Q □	-	212 x 73 mm	-	362 x 73 mm	-	-	-
Finish	□	□	□	□	□	□	□
CRI 80	2700K 3000K 4000K	2700K 3000K 4000K	2700K 3000K 4000K	2700K 3000K 4000K	2700K 3000K 4000K	2700K 3000K 4000K	2700K 3000K 4000K
Optics	General	General	General	General	General	General	General
Driver	On/Off 1-10 V DALI	On/Off 1-10 V DALI	On/Off 1-10 V DALI	On/Off 1-10 V DALI	On/Off 1-10 V DALI	On/Off 1-10 V DALI	On/Off 1-10 V DALI
Ⓜ	107 mm (_R / _RO)	169 mm (_R / _RO) 202 x 62 mm (_Q)	224 mm (_R / _RO)	352 x 62 mm (_Q)	303 mm (_R / _RO)	580 mm (_R)	780 mm (_R)


Visual comfort

The perimeter LED circuit, placed in the inner part of the circular frame and concealed from view, directs the light upwards; this is collected by the dome reflector made of optical white painted aluminium, which redistributes it in the environment. The final effect corresponds to an indirect and diffused, very soft lighting. The total absence of glare allows direct observation of the product without any discomfort for the eyes.



Oblique diffusion

Due to the specifically studied internal reflections, Rada offers a diffusion almost oblique to the ceiling, distributing the light in the entire surrounding environment.

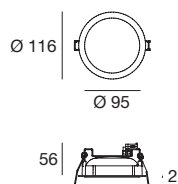


Shadow control

The principle of indirect light offers exceptional control of the shadows in the environments. Multiple and clear-cut projections disappear leaving room for a soft and diffused shadow.



Rada_R | Downlights | topLED 8 W 220 mA



Efficiency - CRI 80

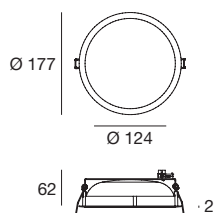

White	91992	€ 101,00	2700 K	955 lm	M	General	00
			3000 K	1022 lm	W		
			4000 K	1070 lm	N		

Electronics

134	134	134	
99734	99732	99730	98436
€49,00	€59,00	€65,00	€ 5,00
ON/OFF	0/1-10V	DALI	Easy-plug
1 art.	1 art.	1 art.	



Rada_R | Downlights | topLED 12 W 350 mA



Efficiency - CRI 80

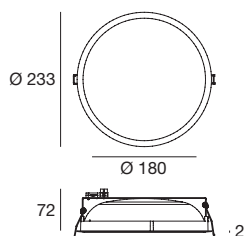
White	91996	€ 135,00	2700 K	1642 lm	M	General	00
			3000 K	1680 lm	W		
			4000 K	1795 lm	N		

Electronics

134	210	210	
99126	99115	99344	98436
€37,00	€65,00	€76,00	€ 5,00
ON/OFF	0/1-10V	DALI	Easy-plug
1 art.	1 art.	1 art.	



Rada_R | Downlights | topLED 18 W 500 mA



Efficiency - CRI 80

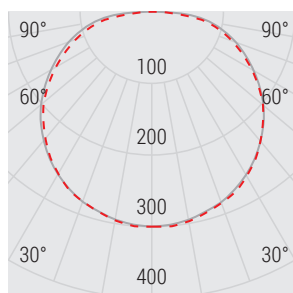
White	92000	€ 156,00	2700 K	2462 lm	M	General	00
			3000 K	2520 lm	W		
			4000 K	2693 lm	N		

Electronics

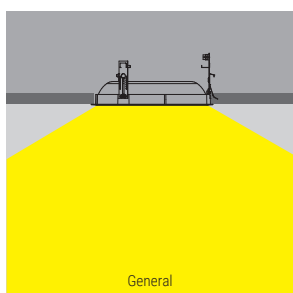
103	210	210	
99106	99115	99344	98436
€42,00	€65,00	€76,00	€ 5,00
ON/OFF	0/1-10V	DALI	Easy-plug
1 art.	1 art.	1 art.	




92004W00



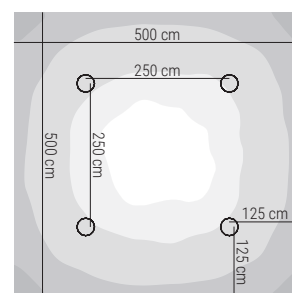
Photometric curve



Light beam

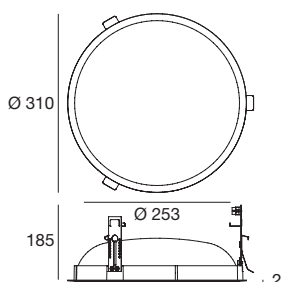



75 LUX 100 LUX 125 LUX 150 LUX 160 LUX



Floor plan

Rada_R | Downlights | topLED 25 W 700 mA



303

Efficiency - CRI 80

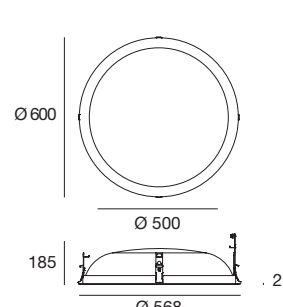

White	92004	€ 227,00	2700 K	3283 lm	M	General	00
			3000 K	3360 lm	W		
			4000 K	3590 lm	N		

Electronics

271 103 58	40 208 89	281 210 48
99112 €51,00	99188 €120,00	99330 €81,00
ON/OFF 1 art.	0/1-10V DALI 1 art.	DALI 1 art.



Rada_R | Downlights | topLED 65 W 1800 mA



580

Efficiency - CRI 80

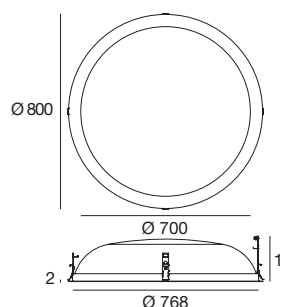
White	93854	€ 655,00	2700 K	9792 lm	M	General	00
			3000 K	10253 lm	W		
			4000 K	10714 lm	N		

Electronics

40 208 89	
99717 € 124,00	98436 € 5,00
ON/OFF 1 art.	Easy-plug



Rada_R | Downlights | topLED 82 W 2260 mA



780

Efficiency - CRI 80

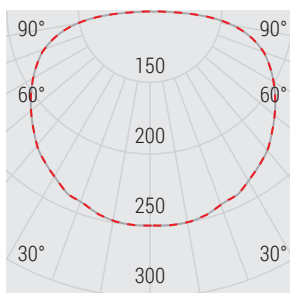
White	93862	€ 787,00	2700 K	12240 lm	M	General	00
			3000 K	12816 lm	W		
			4000 K	13392 lm	N		

Electronics

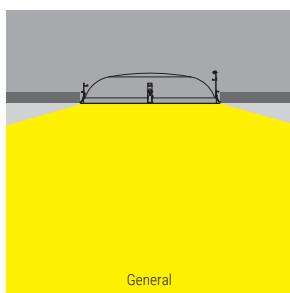
40 208 89	
99718 € 146,00	98436 € 5,00
ON/OFF 1 art.	Easy-plug




93862W00



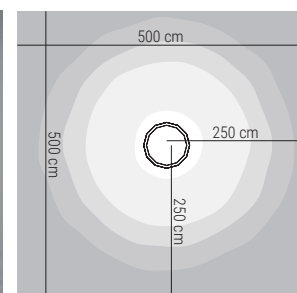
Photometric curve



Light beam

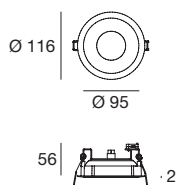


100 LUX 125 LUX 150 LUX 175 LUX 200 LUX 250 LUX



Floor plan

Rada_RO | Downlights | topLED 8 W 220 mA



107

Efficiency - CRI 80

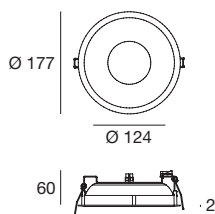
White	91990	€ 109,00	2700 K	955 lm	M	General	00
			3000 K	1022 lm	W		
			4000 K	1070 lm	N		

Electronics

134	134	134	
99734	99732	99730	98436
€49,00	€59,00	€65,00	€ 5,00
ON/OFF	0/1-10V	DALI	Easy-plug
1 art.	1 art.	1 art.	



Rada_RO | Downlights | topLED 12 W 350 mA



169

Efficiency - CRI 80

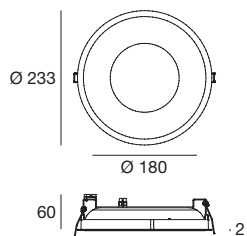
White	91994	€ 139,00	2700 K	1642 lm	M	General	00
			3000 K	1680 lm	W		
			4000 K	1795 lm	N		

Electronics

134	210	210	
99126	99115	99344	98436
€37,00	€65,00	€76,00	€ 5,00
ON/OFF	0/1-10V	DALI	Easy-plug
1 art.	1 art.	1 art.	



Rada_RO | Downlights | topLED 18 W 500 mA



224

Efficiency - CRI 80

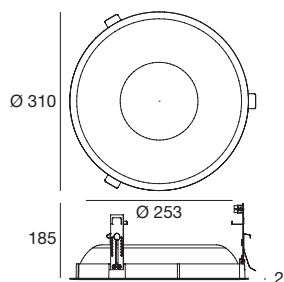
White	91998	€ 177,00	2700 K	2462 lm	M	General	00
			3000 K	2520 lm	W		
			4000 K	2693 lm	N		

Electronics

103	210	210	
99106	99115	99344	98436
€42,00	€65,00	€76,00	€ 5,00
ON/OFF	0/1-10V	DALI	Easy-plug
1 art.	1 art.	1 art.	



Rada_RO | Downlights | topLED 25 W 700 mA



303


Efficiency - CRI 80

White	92002	€ 238,00	2700 K	3283 lm	M	General	00
			3000 K	3360 lm	W		
			4000 K	3590 lm	N		

Electronics

103	208	210
99112	99188	99330
€51,00	€120,00	€81,00
ON/OFF	0/1-10V DALI	DALI
1 art.	1 art.	1 art.



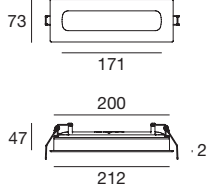


Rada_Q | Downlights | topLED 12 W 350 mA



Efficiency - CRI 80

White	92432	€ 105,00	2700 K	1706 lm	M	General	00
			3000 K	1829 lm	W		
			4000 K	1915 lm	N		



Electronics

99126	99115	99344	98436
€37,00	€65,00	€76,00	€ 5,00
ON/OFF	0/1-10V	DALI	Easy-plug
1 art.	1 art.	1 art.	

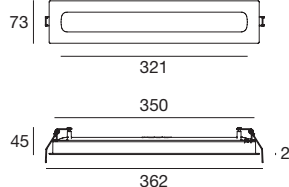


Rada_Q | Downlights | topLED 23 W 630 mA



Efficiency - CRI 80

White	92434	€ 142,00	2700 K	2866 lm	M	General	00
			3000 K	3067 lm	W		
			4000 K	3211 lm	N		

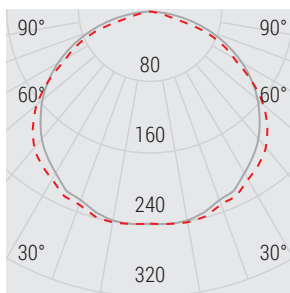


Electronics

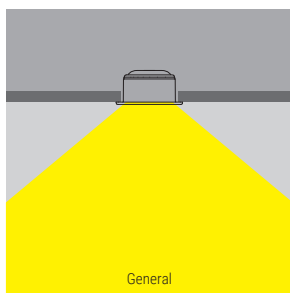
99261	99262	99721
€51,00	€68,00	€81,00
ON/OFF	0/1-10V	DALI
1 art.	1 art.	1 art.




92434W00



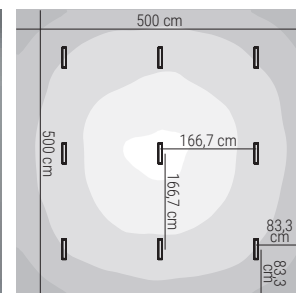
Photometric curve



Light beam




125 LUX 150 LUX 175 LUX 190 LUX 200 LUX 250 LUX 300 LUX 325 LUX



Floor plan



cell



An indoor recessed multi-optical spot range of products, it comes with the versions made of plaster frame (Gypsum Cell) or ceiling flush-mounted. The single cut-off cells guarantee full control of light emission: each single light blends, giving back a homogeneous lighting; the light sources are recessed and shielded.


Materials


Metal body

Aluminium frame



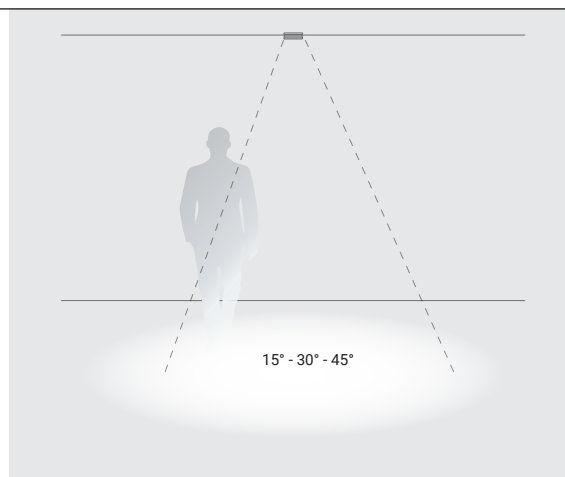
cell range



	1 x powerLED	3 x powerLEDs	6 x powerLEDs	9 x powerLEDs
Gypsum_Cell	75 x 75 mm	150 x 75 mm	260 x 75 mm	150 x 150 mm
Cell	50 x 50 mm	119 x 50 mm	221 x 50 mm	119 x 119 mm
Power	2 W 4 W	6 W 12 W	10 W	18 W
Finish	<input type="checkbox"/> <input checked="" type="checkbox"/>	<input type="checkbox"/> <input checked="" type="checkbox"/>	<input type="checkbox"/> <input checked="" type="checkbox"/>	<input type="checkbox"/> <input checked="" type="checkbox"/>
CRI 92 CRI 80	2700K 3000K 4000K	2700K 3000K 4000K	2700K 3000K 4000K	2700K 3000K 4000K
Optics	Spot Medium Flood Flood	Spot Medium Flood Flood	Spot Medium Flood Flood	Spot Medium Flood Flood
Driver	On/Off 1-10 V DALI	On/Off 1-10 V DALI	On/Off 1-10 V DALI	On/Off 1-10 V DALI
	85 x 85 mm (Gypsum_Cell) 40 x 40 mm (Cell)	160 x 90 mm (Gypsum_Cell) 113 x 40 mm (Cell)	270 x 90 mm (Gypsum_Cell) 217 x 40 mm (Cell)	160 x 160 mm (Gypsum_Cell) 113 x 113 mm (Cell)

Visual comfort

The circular-shaped cut-off cells represent the interface between the optics group and the ceiling; thanks to the particular inclination, they can control luminance in combination with the reflectors guaranteeing a professional result.



Micro-optics CELL

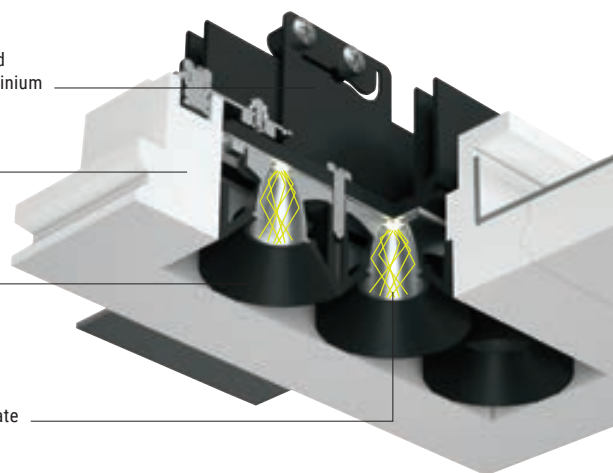
The particular wire mesh with convex faces that characterises the surface of the micro reflectors is capable of controlling each light beam defining an emission available in 15°, 30° and 45°.

Heat sink in extruded black anodized aluminium

Frame in plaster (Gypsum version)

Cut-off cells in polycarbonate

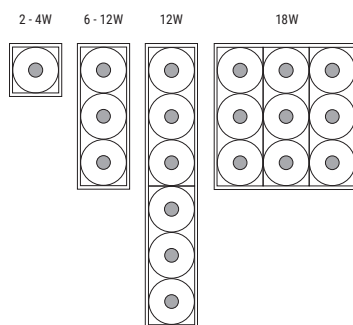
Micro-optics in metallic polycarbonate



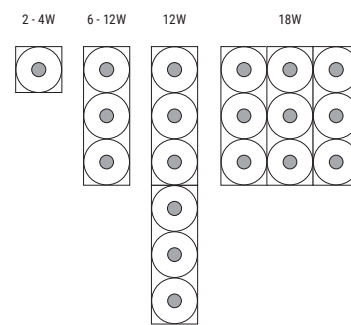
Extensiveness of the range of products

The Cell and Gypsum_Cell range of products now come with new versions, conceived to meet several lighting technology needs. The new one-cell single recessed casing joins the three and six-cell options arranged linearly and squared with nine modules. The one and three-cell versions with doubled power and more performing, complete the range of products.

Frame Version

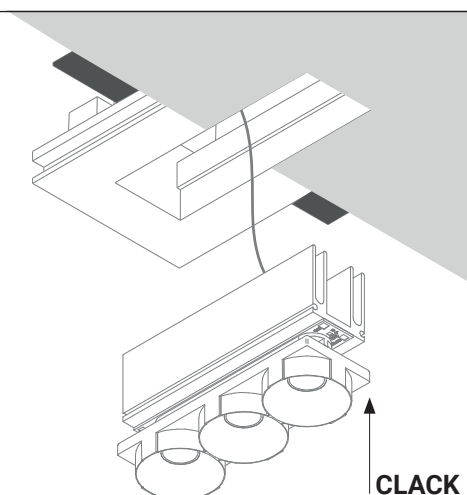


Gypsum Version

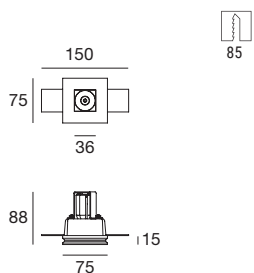

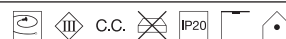


Quick installation

The Gypsum_Cell comes with a recessed casing with plaster frame, conceived for installation on dropped ceiling. The magnet-equipped quick coupling system allows to easily position the light units that can be painted, for full integration with the architecture.



Gypsum Cell | Downlights | powerLED 2 W 630 mA



CRI 80*/92

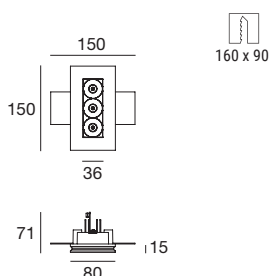

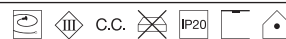
White	64630	€ 86,00	2700 K	157 lm	M	Spot	15
Black	64631	€ 86,00	3000 K	179 lm	W	Medium Flood	30
			4000 K*	249 lm	N	Flood	45

Electronics

211 138 22 **89147** €27,00 ON/OFF 1-2 art.
 211 138 22 **99710** €35,00 0/1-10V converter 1 art. + driver CV 24V 981
 211 138 22 **99713** €35,00 DALI converter 1 art. + driver CV 24V 981



Gypsum Cell | Downlights | 3 x powerLEDs 2 W | 6 W 630 mA



CRI 80*/92

White	64547	€ 124,00	2700 K	471 lm	M	Spot	15
Black	64546	€ 124,00	3000 K	537 lm	W	Medium Flood	30
			4000 K*	747 lm	N	Flood	45

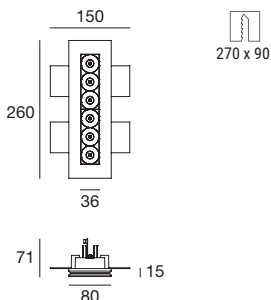

Electronics

211 138 22 **99376** €36,00 ON/OFF 1-2 art.
 251 210 48 **99115** €65,00 0/1-10V 1-3 art.
 251 210 48 **99344** €76,00 DALI 1-4 art.

RTG 64547W30
64546W30



Gypsum Cell | Downlights | 6 x powerLEDs 2 W | 12 W 630 mA



CRI 80*/92

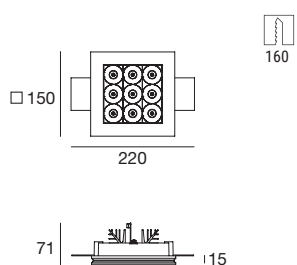
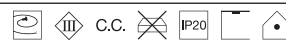
White	64549	€ 184,00	2700 K	942 lm	M	Spot	15
Black	64548	€ 184,00	3000 K	1074 lm	W	Medium Flood	30
			4000 K*	1494 lm	N	Flood	45

Electronics

311 134 37 **99129** €37,00 ON/OFF 1 art.
 251 210 48 **99115** €65,00 0/1-10V 1 art.
 251 210 48 **99344** €76,00 DALI 1-2 art.



Gypsum Cell | Downlights | 9 x powerLEDs 2 W | 18 W 630 mA



CRI 80*/92

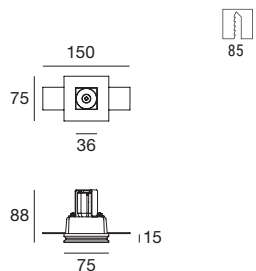


White	64551	€ 224,00	2700 K	1413 lm	M	Spot	15
Black	64550	€ 224,00	3000 K	1611 lm	W	Medium Flood	30
			4000 K*	2241 lm	N	Flood	45

Electronics

271 103 58 **99105** €42,00 ON/OFF 1 art.
 281 210 48 **99115** €65,00 0/1-10V 1 art.
 281 210 48 **99344** €76,00 DALI 1 art.



Gypsum Cell | Downlights | powerLED 4 W 350 mA



CRI 80

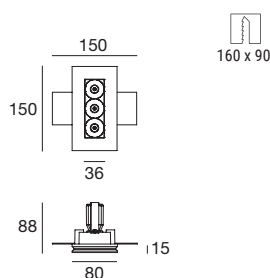
White	64632	€ 97,00	2700 K	490 lm	M	Spot	15
Black	64633	€ 97,00	3000 K	490 lm	W	Medium Flood	30
			4000 K	529 lm	N	Flood	45

Electronics

<p>89145 €27,00 ON/OFF 1 art.</p>	<p>99708 €35,00 0/1-10V converter 1 art.</p>	<p>+ driver CV 24V 981</p>	<p>99711 €35,00 DALI converter 1 art.</p>	<p>+ driver CV 24V 981</p>
--------------------------------------------------	-------------------------------------------------------------	--------------------------------	----------------------------------------------------------	--------------------------------



Gypsum Cell | Downlights | 3 x powerLEDs 4 W | 12 W 350 mA



CRI 80

White	64637	€ 166,00	2700 K	1470 lm	M	Spot	15
Black	64638	€ 166,00	3000 K	1470 lm	W	Medium Flood	30
			4000 K	1587 lm	N	Flood	45

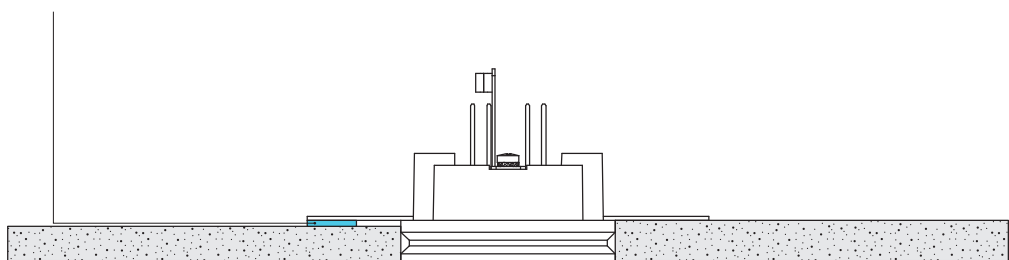
Electronics

<p>99126 €37,00 ON/OFF 1 art.</p>	<p>99115 €65,00 0/1-10V 1 art.</p>	<p>99344 €76,00 DALI 1 art.</p>
--------------------------------------------------	---------------------------------------------------	------------------------------------------------



Accessories

Spacer
60830 € 6,00 100x19 mm




STANDARD THICKNESS = 13 mm

SPECIAL THICKNESS ≤ 15 mm





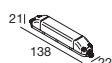
Cell | Downlights | powerLED 2 W 630 mA



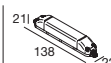
CRI 80*/92

White	64507	€ 51,00	2700 K	157 lm	M	Spot	15
Wh Bk	64508	€ 51,00	3000 K	179 lm	W	Medium Flood	30
			4000 K*	249 lm	N	Flood	45

Electronics

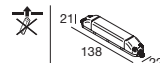


89147 €27,00
ON/OFF
1 - 2 art.



99710 €35,00
0/1-10V converter
1 art.

+ driver CV 24V
981



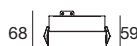
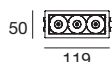
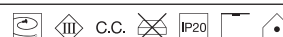
99713 €35,00
DALI converter
1 art.

+ driver CV 24V
981



The power supply requires a larger hole than the one indicated for the spotlight

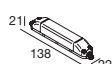
Cell | Downlights | 3 x powerLEDs 2 W | 6 W 630 mA



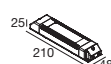
CRI 80*/92

White	64541	€ 106,00	2700 K	471 lm	M	Spot	15
Wh Bk	64540	€ 106,00	3000 K	537 lm	W	Medium Flood	30
			4000 K*	747 lm	N	Flood	45

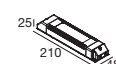
Electronics



99376 €36,00
ON/OFF
1 - 2 art.



99115 €65,00
0/1-10V
1 - 3 art.


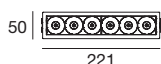



99344 €76,00
DALI
1 - 4 art.



RTG **64541W30**
64540W30

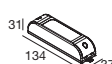
Cell | Downlights | 6 x powerLEDs 2 W | 12 W 630 mA



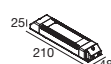
CRI 80*/92

White	64543	€ 169,00	2700 K	942 lm	M	Spot	15
Wh Bk	64542	€ 169,00	3000 K	1074 lm	W	Medium Flood	30
			4000 K*	1494 lm	N	Flood	45

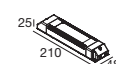
Electronics



99129 €37,00
ON/OFF
1 art.



99115 €65,00
0/1-10V
1 art.



99344 €76,00
DALI
1 - 2 art.



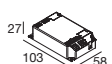
Cell | Downlights | 9 x powerLEDs 2 W | 18 W 630 mA



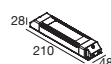
CRI 80*/92

White	64545	€ 218,00	2700 K	1413 lm	M	Spot	15
Wh Bk	64544	€ 218,00	3000 K	1611 lm	W	Medium Flood	30
			4000 K*	2241 lm	N	Flood	45

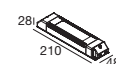
Electronics



99105 €42,00
ON/OFF
1 art.



99115 €65,00
0/1-10V
1 art.



99344 €76,00
DALI
1 art.



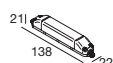
Cell | Downlights | powerLED 4 W 350 mA



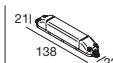
CRI 80

White	64526	€ 61,00	2700 K	490 lm	M	Spot	15
Wh Bk	64527	€ 61,00	3000 K	490 lm	W	Medium Flood	30
			4000 K	529 lm	N	Flood	45

Electronics

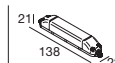


89145 €27,00
ON/OFF
1 art.



99708 €35,00
0/1-10V converter
1 art.

+ driver CV 24V
981



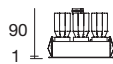


99711 €35,00
DALI converter
1 art.

+ driver CV 24V
981



The power supply requires a larger hole than the one indicated for the spotlight

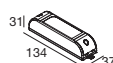
Cell | Downlights | 3 x powerLEDs 4 W | 12 W 350 mA



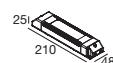
CRI 80

White	64509	€ 161,00	2700 K	1470 lm	M	Spot	15
Wh Bk	64510	€ 161,00	3000 K	1470 lm	W	Medium Flood	30
			4000 K	1587 lm	N	Flood	45

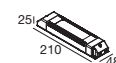
Electronics



99126 €37,00
ON/OFF
1 art.



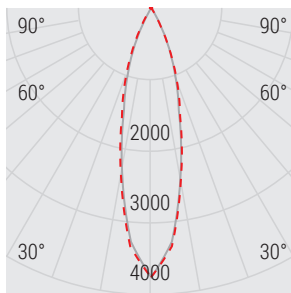
99115 €65,00
0/1-10V
1 art.



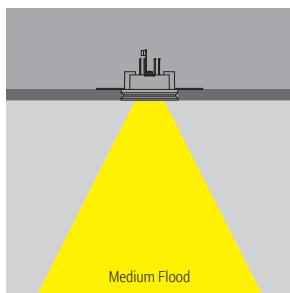
99344 €76,00
DALI
1 art.



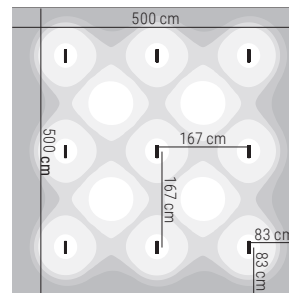

64542W30



Photometric curve

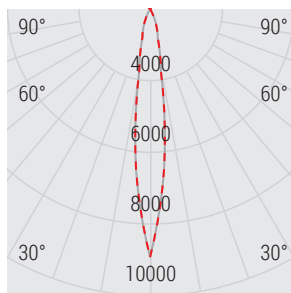


Light beam

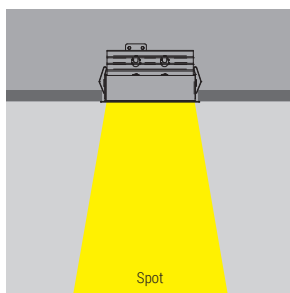


Floor plan

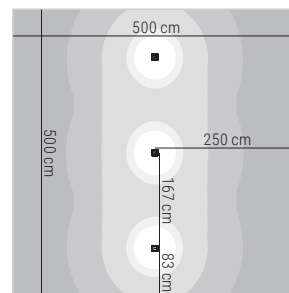

64545W15



Photometric curve



Light beam



Floor plan

illuminator



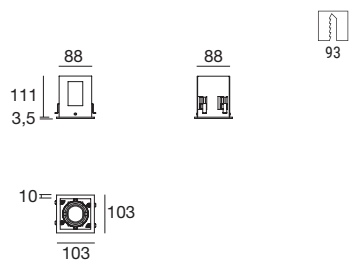

Illuminator is a dropped ceiling-mounted recesses series. It comes in two one, two or three-module orientable formats. Compatibility is the key word: the special orientable recessed casings house various types of illuminator equipment, depending on the optics of choice.

Materials

Aluminium body
Steel sheet



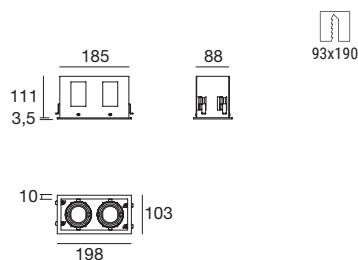

Mini-Illuminator | Swivelling recessed casing



White	1 x lamp	99485	€ 24,00
Black	1 x lamp	99488	€ 24,00

RTG **99485**

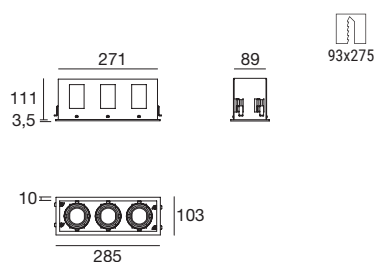

Mini-Illuminator | Swivelling recessed casing



White	2 x lamp	99486	€ 39,00
Black	2 x lamp	99489	€ 39,00

RTG **99486**

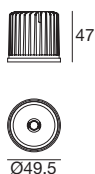

Mini-Illuminator | Swivelling recessed casing



White	3 x lamp	99487	€ 56,00
Black	3 x lamp	99490	€ 56,00

RTG **99487**

Mini-Illuminator | Downlight | arrayLED 6,5 W 700 mA



Balance - CRI 92

Anod. AL.	80338	€ 41,00	3000 K	665 lm	W	Spot	15
			4000 K	718 lm	N	Medium Flood	30
						Flood	60

Electronics

	99243	€ 15,00		99733	€ 59,00		99731	€ 65,00
ON/OFF	1 art.		0/1-10V	1 art.		DALI	1 art.	

Mini-illuminator | Accessories



Honeycomb	
Black	99550 € 6,00

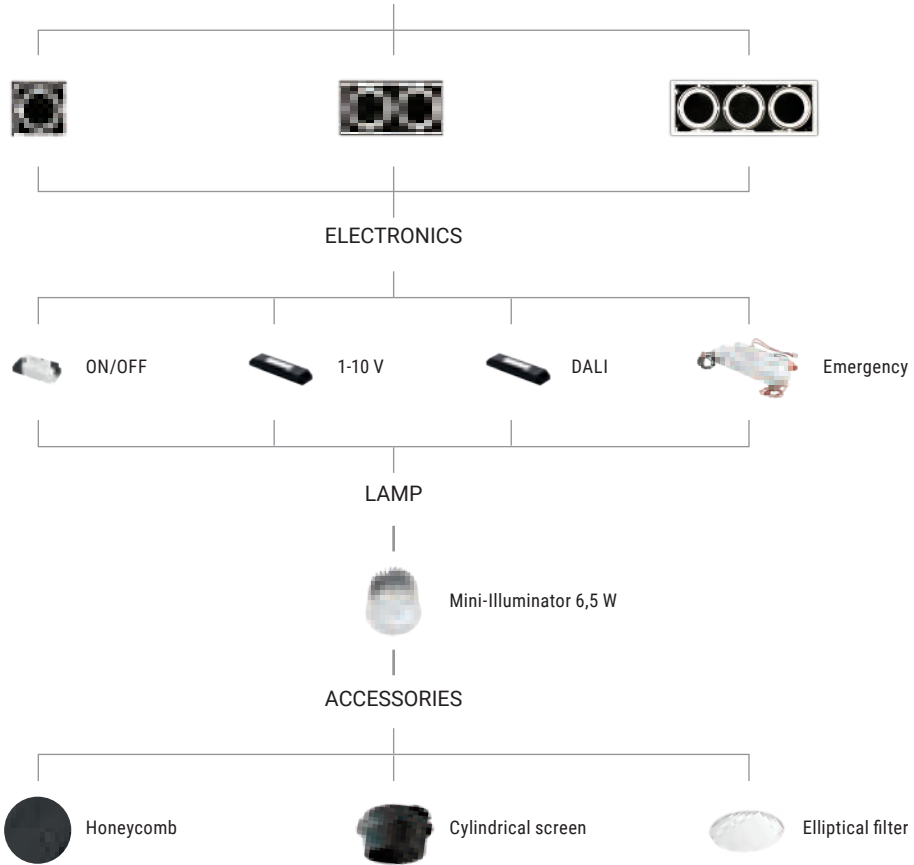


Cylindrical screen	
Black	99554 € 4,00

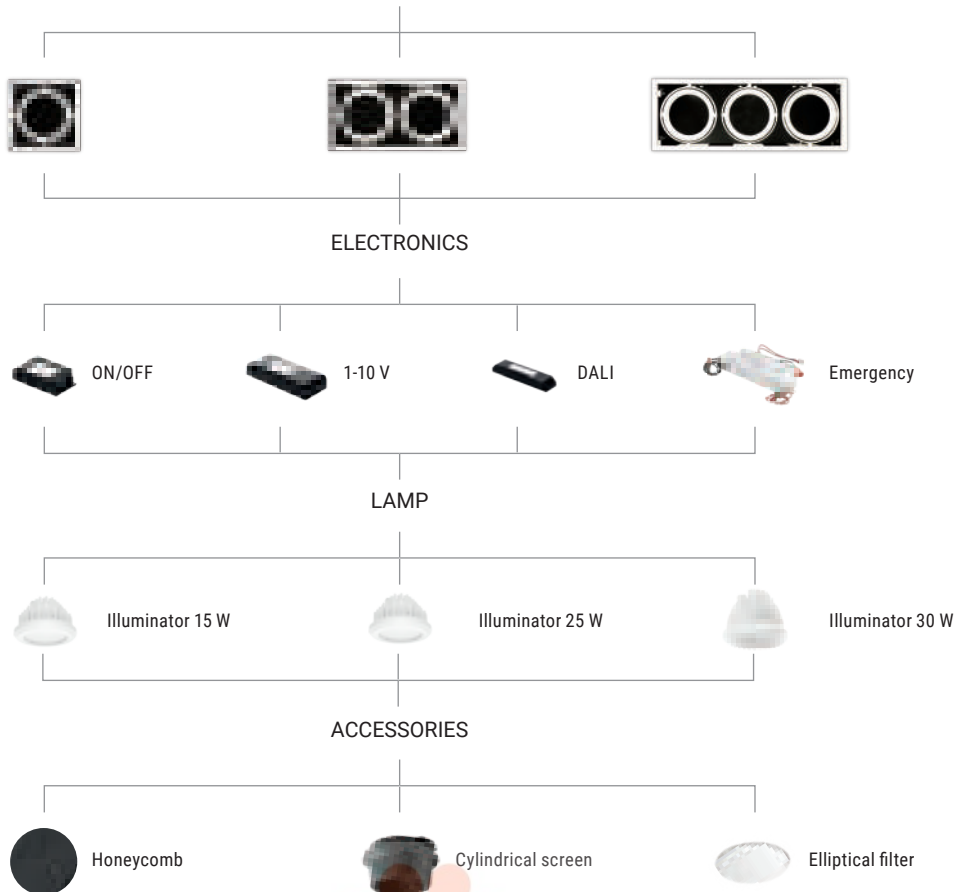


Elliptical filter	
Transp.	99552 € 19,00

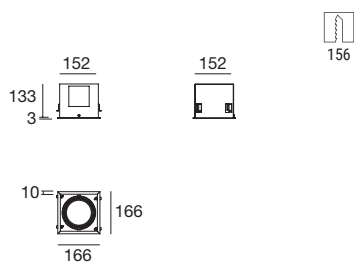

SWIVELLING RECESSED CASING



SWIVELLING RECESSED CASING



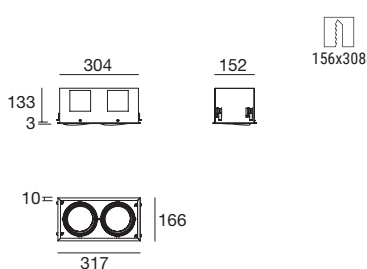

Illuminator | Swivelling recessed casing 1x



White	1 x lamp	99497	€ 37,00
Black	1 x lamp	99500	€ 37,00

RTG 99497

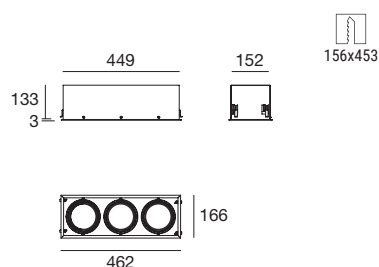

Illuminator | Swivelling recessed casing 2x



White	2 x lamp	99498	€ 62,00
Black	2 x lamp	99501	€ 62,00

RTG 99498


Illuminator | Swivelling recessed casing 3x



White	3 x lamp	99499	€ 87,00
Black	3 x lamp	99502	€ 87,00

RTG 99499

Illuminator | Accessories



Honeycomb

Black **99551** € 9,00



Cylindrical screen

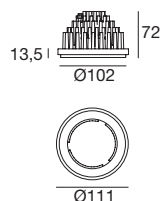

Black **99555** On request



Elliptical filter

Transp. **99553** € 78,00

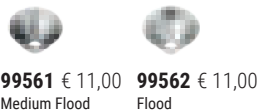
Illuminator | Downlight | arrayLED 15 W 400 mA



Balance - CRI 92

White	80389	€ 91,00	3000 K	1677 lm	W	Medium Flood	30
Black	80390	€ 91,00	4000 K	1804 lm	N	Flood	60

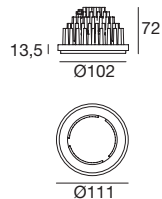

Optics



Electronics




Illuminator | Downlight | arrayLED 25 W 700 mA



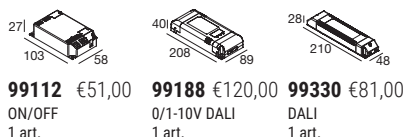
Balance - CRI 92

White	80387	€ 97,00	3000 K	2794 lm	W	Medium Flood	30
Black	80388	€ 97,00	4000 K	2990 lm	N	Flood	60

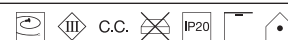
Optics



Electronics



Illuminator | Downlight | arrayLED 30 W 840 mA



Balance - CRI 92

White	91229	€ 101,00	3000 K	3554 lm	W	Spot	15
Black	91230	€ 101,00	4000 K	3806 lm	N	Medium Flood	30
						Flood	60

Optics



Electronics



optus_ex




Optus offers a complete range of products conceived for the retail sector. Besides its extremely compact shape, the Optus_EX recessed version is ceiling-mounted orientable and extractable spotlight. Available in two sizes, the powerful and high performance Optus_EX allows combining various types of optical interchangeable LEDs and comes with emission and glare control accessories.

Materials

Aluminium body




optus_EX range



	18 W	33 W
_EX (extractable)	Ø 66 mm	Ø 102 mm
Accessories		
Finish		
Specialty CRI 98	3000K	3000K
Fidelity CRI 92	3000K 4000K	3000K 4000K
Balance CRI 92	3000K 4000K	3000K 4000K
Optics	Medium Flood	Spot Medium Flood Flood Wide Flood
Driver	On/Off 1-10 V DALI	On/Off 1-10 V DALI
	130 mm	162 mm

Extractable tilting version

Optux_EX downlights come with a 350° mobility on the horizontal axis and an inclination on the vertical axis that allows a max 20° recess or an up to 45° extraction of the spotlight.



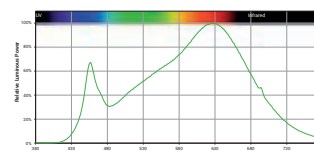
Small size

Optux_EX comes with an extremely compact-size die cast aluminium single block, just 5 cm high. This particular shape allows installation in plasterboards as well as low and narrow surfaces.

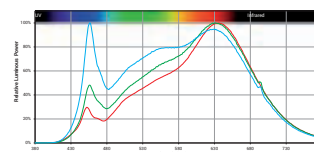
Diode varieties

The Optux_EX range of products offers the highest combination-source degree, given that it is fit for LED Balance - CRI 92, Specialty - CRI 98 and Fidelity - CRI 98 diodes. This allows obtaining maximum versatility of use, given that Optux_EX can be installed in various environments ranging from museums to retail, depending on the specific type of source chosen.

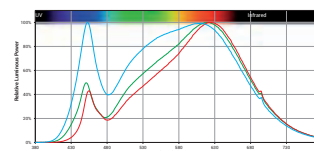
Fidelity
Excellent accuracy in colour representation in all of its shades



Specialty
Excellent range of chromatic saturation



Balance
Excellent efficiency in terms of emission and optimum balance between fidelity and gamut



Emission control accessories

Optux_EX is compatible with a wide range of light emission control accessories: standard cylindrical screen and at 45 degrees, fully or partly eliminating the secondary beam and reducing the light cone; cross-like and honeycomb diffuser, for controlling and reducing glaring more or less markedly; directional fins and elliptical filter, for shaping the light or creating ovalized projections.

Cylindrical screen 45°



Cylindrical screen



Honeycomb



Cross diffuser



Directional flaps



Elliptical filter



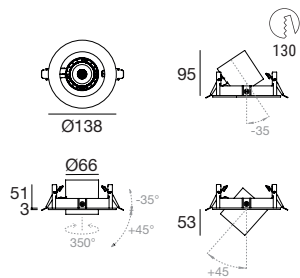

Kicker accessory

Applied in the installation hole, the kicker accessory allows concealing the inner part of the dropped ceiling, otherwise visible with the spotlight extracted and oriented.

Kicker



Optus_EX | Downlight | arrayLED 18 W 500 mA



Specialty - CRI 98

White	81665	€ 159,00	3000 K	1948 lm	W	Spot	15
Black	81666	€ 159,00				Medium Flood	30
						Flood	60

Fidelity - CRI 98

White	81663	€ 159,00	3000 K	1948 lm	W	Spot	15
Black	81664	€ 159,00	4000 K	2141 lm	N	Medium Flood	30
						Flood	60

Balance - CRI 92

White	81661	€ 150,00	3000 K	2224 lm	W	Spot	15
Black	81662	€ 150,00	4000 K	2390 lm	N	Medium Flood	30
						Flood	60

Electronics

99106 €42,00	99115 €65,00	99344 €76,00
ON/OFF 1 art.	0/1-10V 1 art.	DALI 1 art.

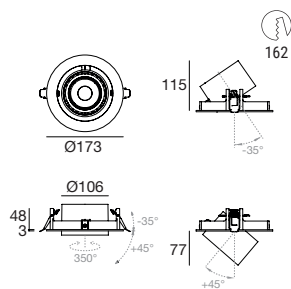

Optics

99827 € 6,00	99828 € 6,00	99829 € 6,00
Spot	Medium Flood	Flood

Accessories

99510 € 16,00	99779 € 25,00	99781 € 41,00	99780 € 25,00	99783 € 26,00
Kicker	Cross louvre	Elliptical filter	Honeycomb	Cylindrical screen
		99782 € 31,00		
		45° Cylindrical screen		

Optus_EX | Downlight | arrayLED 34 W 950mA



Specialty - CRI 98

White	81671	€ 198,00	3000 K	3608 lm	W	Spot	15
Black	81672	€ 198,00				Medium Flood	30
						Flood	60
						Wide Flood	90

Fidelity - CRI 98

White	81669	€ 198,00	3000 K	3608 lm	W	Spot	15
Black	81670	€ 198,00	4000 K	3964 lm	N	Medium Flood	30
						Flood	60
						Wide Flood	90

Balance - CRI 92

White	81667	€ 189,00	3000 K	4117 lm	W	Spot	15
Black	81668	€ 189,00	4000 K	4426 lm	N	Medium Flood	30
						Flood	60
						Wide Flood	90

Electronics 25 W 700 mA

99147 €42,00	99268 €115,00	99345 €76,00
ON/OFF 1 art.	0/1-10V DALI 1 art.	DALI 1 art.

Electronics 34 W 950 mA

99239 €48,00	99199 €125,00	99345 €76,00
ON/OFF 1 art.	0/1-10V DALI 1 art.	DALI 1 art.

Optics

99808 € 6,00	99809 € 6,00	99810 € 6,00
Spot	Medium Flood	Flood

Accessories

99479 € 19,00	99799 € 29,00	99797 € 51,00	99798 € 25,00	99796 € 26,00
Kicker	Cross louvre	Elliptical filter	Honeycomb	Cylindrical screen
99795 € 31,00				
45° Cylindrical screen				

play



Click! An unmistakable sound, the essence of the Play flush-mounted system. As simple as it is functional, the electrified recessed casing allows maximum versatility for the use of many i-LèD products.

Once installed, the rest is easy: the product is mounted with a simple click - child's play! It can be removed and replaced with another Play-compatible product just as easily. A fast and immediate system for changing the lighting as you please.

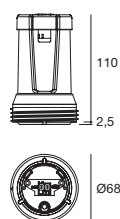
Materials

Recessed casing in ABS

Metal flange



Play | Outer-casing (frameless)

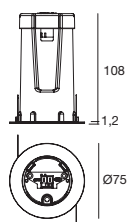


64

99754 On request

Play System Recessed Casing with particular threading to screw onto the edge of the false ceiling. Driver, secondary cabling and assembly brackets included.

Play | Outer-casing (with frame)



64

White

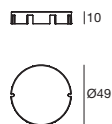
99752 On request

Black

99753 On request

Play System Recessed Casing with spring flange for flush installation on the false ceiling. Driver and secondary cabling included.

Play | Closing cap



White

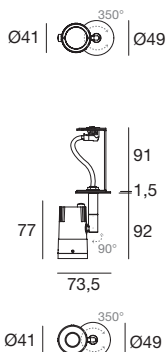
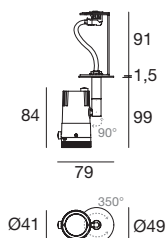
99755 On request

Black

99756 On request

Recessed casing closing plug in case of the absence of Play System article. Only mechanical fixing, not electrical connection.

Play_Navata | Projector | powerLED 6 W 500 mA



Balance - CRI 92

White	81528 On request	2700 K	532 lm	M	Adjustable	85
Black	81529 On request	3000 K	569 lm	W		
		4000 K	614 lm	N		

Efficiency - CRI 80

White	81526 On request	2700 K	659 lm	M	Adjustable	85
Black	81527 On request	3000 K	659 lm	W		
		4000 K	712 lm	N		

Balance - CRI 92

White	81532 On request	2700 K	532 lm	M	Spot	15
Black	81533 On request	3000 K	569 lm	W	Medium Flood	30
		4000 K	614 lm	N	Flood	60

Efficiency - CRI 80

White	81530 On request	2700 K	659 lm	M	Spot	15
Black	81531 On request	3000 K	659 lm	W	Medium Flood	30
		4000 K	712 lm	N	Flood	60

Electronics

	99377 €36,00		99714 €63,00		99715 €65,00
ON/OFF	1 art.	0/1-10V	1 art.	DALI	1 art.

Play_Quantum | Downlight | powerLED 6 W 500 mA



Balance - CRI 92

White	81520 On request	2700 K	532 lm	M	Spot	15
Black	81521 On request	3000 K	569 lm	W	Medium Flood	30
		4000 K	614 lm	N	Flood	60



White	81552 On request
Black	81553 On request

Efficiency - CRI 80

White	81518 On request	2700 K	659 lm	M	Spot	15
Black	81519 On request	3000 K	659 lm	W	Medium Flood	30
		4000 K	712 lm	N	Flood	60

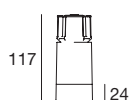


White	81550 On request
Black	81551 On request

Electronics

	99377 €36,00		99714 €63,00		99715 €65,00
ON/OFF	1 art.	0/1-10V	1 art.	DALI	1 art.

Play_S | Ceiling lamp | powerLED 6 W 500 mA



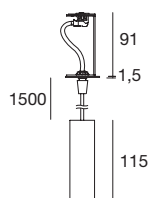
Balance - CRI 92

White	81522 On request	2700 K	659 lm	M	General	00
		3000 K	659 lm	W		
		4000 K	712 lm	N		

Electronics

99377 €36,00	99714 €63,00	99715 €65,00
ON/OFF 1 art.	0/1-10V 1 art.	DALI 1 art.

Play_P | Pendant luminaire | powerLED 6 W 500 mA



Balance - CRI 92

White	81536 On request	2700 K	532 lm	M	Spot	15
Black	81537 On request	3000 K	569 lm	W	Medium Flood	30
		4000 K	614 lm	N	Flood	60

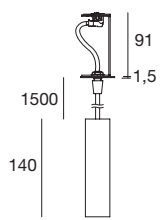
Efficiency - CRI 80

White	81534 On request	2700 K	659 lm	M	Spot	15
Black	81535 On request	3000 K	659 lm	W	Medium Flood	30
		4000 K	712 lm	N	Flood	60

Electronics

99377 €36,00	99714 €63,00	99715 €65,00
ON/OFF 1 art.	0/1-10V 1 art.	DALI 1 art.

Play_Giotto | Pendant luminaire | powerLED 6 W 500 mA



Balance - CRI 92

White	81540 On request	2700 K	532 lm	M	Medium Flood	30
Black	81541 On request	3000 K	569 lm	W	Flood	60
		4000 K	614 lm	N		

Efficiency - CRI 80

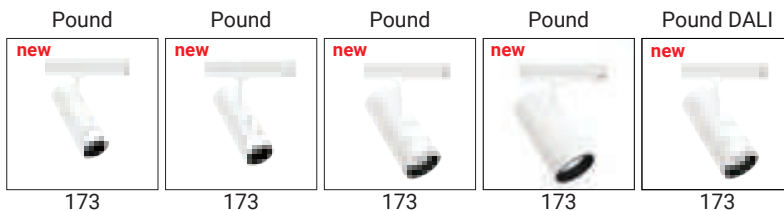
White	81538 On request	2700 K	659 lm	M	Medium Flood	30
Black	81539 On request	3000 K	659 lm	W	Flood	60
		4000 K	712 lm	N		

Electronics

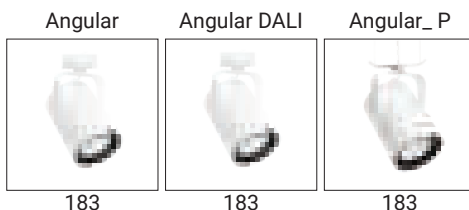
99377 €36,00	99714 €63,00	99715 €65,00
ON/OFF 1 art.	0/1-10V 1 art.	DALI 1 art.

projectors range index


Pound




Angular



Optus_T




Iris_T



Track system




Optus_W





Creek












projectors optics

TIR lenses

TIR (total internal reflection) optics are made of thermoplastic resins or "optical" glass, and it is used for reducing secondary beams. The light beam is collimated in a central "spot" characterised by a diameter that varies as a function of the shape of the optics, thus guaranteeing precision and cleanliness of the projection.



Reflector

This is the most widely used optical system, used for obtaining a homogeneous and diffused effect. The lighting flow emitted by the equipment is greater with respect to the respective TIR, the light source being uncovered and filter-less.




Spherical lens


Lenticular optical system consists of a glass lens which slides in the projector by means of mechanical rotation. This system allows to vary the source beam from spot angles up to flood maintaining the efficiency intact. This system meets the needs of the professional pursuing dynamicity while maintaining the same lighting body.




Standard optics



Spot standard optics




Medium Flood standard optics




Flood standard optics

Standard optics with dynamic lens




Spot standard optics + elliptic filter



Spot standard optics + satin-finished filter

The light beam of the three standard optics can be varied due to special lenticular accessories which change emission directly at the optics compartment level. The elliptical dynamic optics allows transforming the 15°, 30° and 60° emission into an emission of equivalent gradient in one axis and ovalized in the opposite one. The diffused dynamic optics also maintain the chosen focus, fading the edges of the light beam to obtain a softer and more diffused effect.

Variable dynamics optics



Optics with variable focal

This particular optical system allows to change focus by adopting the spherical lens and the relative internal sliding mechanism. The gradient can be adjusted thanks to the special ring nut that the projector is provided with.

projectors accessories

Optus_T



Pound



Angular



Light diffuser



Honeycomb 


The honeycomb grid reduces glaring along the views orthogonal to the lighting flow direction. The cells contribute to the orientation of the light towards a given point, thus generating soft shades. By applying this type of accessory the lighting flow could reduce by about 20-30%.



Cross diffuser 

Accessory capable of reducing the light beam and increasing visual comfort zenithal applications with respect to the treading surface. The diffuser application entails reduction of the output lighting flow by about 10% and generates more clear-cut shades with respect to the honeycomb brise-soleil.

Screens



45° asymmetric screen with rotary motion ("visor") 

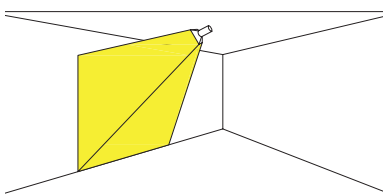
It partly changes the light beam, reducing secondary beam dispersion for about half of the emission area.



Cylinders screen 

The cylinders screen fully removes the secondary beams, thus considerably reducing the glaring phenomenon; it is used to enhance details.

Flap



Directional flaps 

A "Light Shaping Tool" allows to control light diffusion. The four "barn doors" can be adjusted singularly thus allowing to control and confer shape to the emitted light beam.

pound



Totally renovated in terms of aesthetics and performance Pound offers a full range of track-mounted projectors with high light performance and essential design. Versatile, easy to install and available in several variants.










Materials

Aluminium body



pound range



	15,5 W	28,5-26* W	38-35 W	43 W
ON/OFF	Ø 48 mm	Ø 65 mm	Ø 85 mm	Ø 100 mm
DALI 	-	Ø 65* mm	Ø 85 mm	-
Accessories				
Finish				
Specialty CRI 98	3000K	3000K	3000K	3000K
Fidelity CRI 98	2700K 3000K 4000K-	2700K 3000K 4000K	2700K 3000K 4000K	2700K 3000K 4000K
Balance CRI 92	3000K 4000K	3000K 4000K	3000K 4000K	3000K 4000K
Optics	Spot Medium Flood Flood	Spot Medium Flood Flood	Spot Medium Flood Flood	Spot Medium Flood Flood

Versatile projector

New drivers provided with anti-flickering device and equipped with state of the art protections against overvoltage, electrostatic discharges and emission of electromagnetic interference. Available in DALI version.



Emission control accessories

Pound is compatible with a wide range of light beam control accessories: standard cylindrical screen and at 45 degrees, fully or partly eliminating the secondary beam and reducing the light cone; cross-like and honeycomb diffuser, for controlling and reducing glaring more or less markedly; directional fins and elliptical filter, for shaping the light or creating ovalized projections.

Driver integrated into the three-phase track

Sealing cap

LED

TIR lenses



Dynamic projector

The Pound projectors come with a 360° mobility on the horizontal axis and a 90° (+45° / -45°) tilt on the vertical axis.

Joint design

The joint is conceived to form a single body with the profile of the projector when the latter is in the zenith position, thanks to the slot present in the lamp body designated to house the support arm, thus concealing it.

Locking system

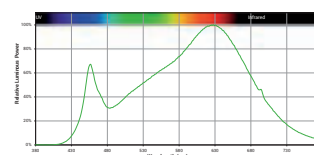


Diode varieties

The Pound range of products offers the highest combination-source degree, given that it is fit for LED Balance - CRI 92, Specialty - CRI 98 and Fidelity - CRI 98 diodes. This allows obtaining maximum versatility of use, given that Pound can be installed in various environments ranging from museums to retail, depending on the specific type of source chosen.

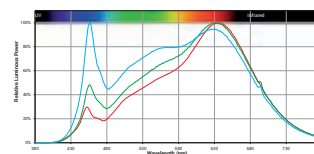
Fidelity

Excellent accuracy in colour representation in all of its shades



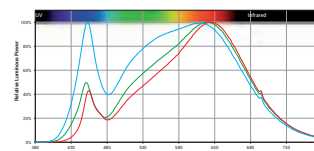
Specialty

Excellent range of chromatic saturation

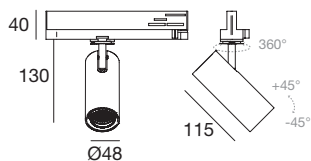


Balance

Excellent efficiency in terms of emission and optimum balance between fidelity and gamut



Pound | Projectors | 190-250 V AC | arrayLED 13 W DC - 15,5 W AC



Specialty - CRI 98

White	81629	3000 K	1142 lm	W	Spot	15
Black	81630				Medium Flood	30
					Flood	60

Fidelity - CRI 98

White	81627	2700 K	1142 lm	M	Spot	15
Black	81628	3000 K	1230 lm	W	Medium Flood	30
		4000 K	1318 lm	N	Flood	60


Balance - CRI 92

White	81625	3000 K	1318 lm	W	Spot	15
Black	81626	4000 K	1515 lm	N	Medium Flood	30
					Flood	60

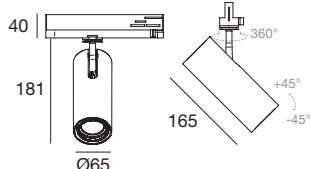
Optics



Accessories



Pound | Projectors | 190-250 V AC | arrayLED 25 W DC - 29 W AC



Specialty - CRI 98

White	81635	3000 K	2577 lm	W	Spot	15
Black	81636				Medium Flood	30
					Flood	60

Fidelity - CRI 98

White	81633	2700 K	2440 lm	M	Spot	15
Black	81634	3000 K	2577 lm	W	Medium Flood	30
		4000 K	2831 lm	N	Flood	60


Balance - CRI 92

White	81631	3000 K	2941 lm	W	Spot	15
Black	81632	4000 K	3161 lm	N	Medium Flood	30
					Flood	60

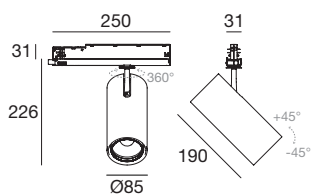
Optics



Accessories



Pound | Projectors | 190-250 V AC | arrayLED 34 W DC - 39 W AC



Specialty - CRI 98

White	81641	3000 K	3608 lm	W	Spot	15
Black	81642				Medium Flood	30
					Flood	60

Fidelity - CRI 98

White	81639	2700 K	3416 lm	M	Spot	15
Black	81640	3000 K	3608 lm	W	Medium Flood	30
		4000 K	3964 lm	N	Flood	60

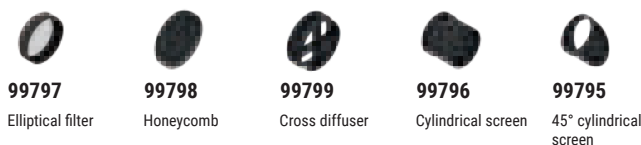
Balance - CRI 92

White	81637	3000 K	4117 lm	W	Spot	15
Black	81638	4000 K	4426 lm	N	Medium Flood	30
					Flood	60

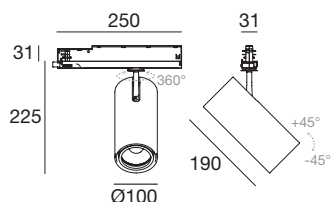
Optics



Accessories



Pound | Projectors | 190-250 V AC | arrayLED 37 W DC - 42 W AC



Specialty - CRI 98

White	81859	3000 K	3914 lm	W	Spot	15
Black	81860				Medium Flood	30
					Flood	60


Fidelity - CRI 98

White	81861	2700 K	3705 lm	M	Spot	15
Black	81862	3000 K	3914 lm	W	Medium Flood	30
		4000 K	4299 lm	N	Flood	60

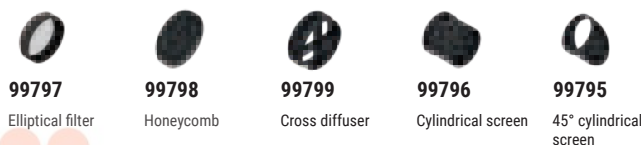
Balance - CRI 92

White	81863	3000 K	4466 lm	W	Spot	15
Black	81864	4000 K	4801 lm	N	Medium Flood	30
					Flood	60

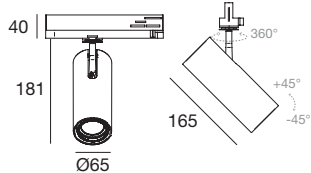
Optics



Accessories



Pound DALI | Projectors | 190-250 V | arrayLED 23 W DC - 26 W AC device



Specialty - CRI 98

White	81812	3000 K	2427 lm	W	Spot	15
Black	81813				Medium Flood	30
					Flood	60


Fidelity - CRI 98

White	81810	2700 K	2298 lm	M	Spot	15
Black	81811	3000 K	2427 lm	W	Medium Flood	30
		4000 K	2667 lm	N	Flood	60


Balance - CRI 92

White	81808	3000 K	2770 lm	W	Spot	15
Black	81809	4000 K	2978 lm	N	Medium Flood	30
					Flood	60

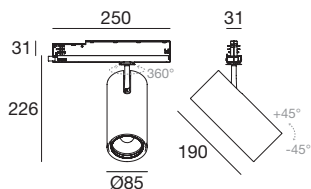
Optics



Accessories



Pound DALI | Projectors | 190-250 V | arrayLED 31 W DC - 35 W AC device



Specialty - CRI 98

White	81756	3000 K	3289 lm	W	Spot	15
Black	81757				Medium Flood	30
					Flood	60

Fidelity - CRI 98

White	81754	2700 K	3114 lm	M	Spot	15
Black	81755	3000 K	3289 lm	W	Medium Flood	30
		4000 K	3613 lm	N	Flood	60

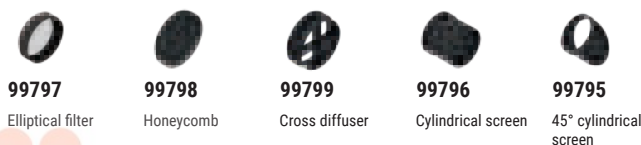
Balance - CRI 92

White	81752	3000 K	3753 lm	W	Spot	15
Black	81753	4000 K	4034 lm	N	Medium Flood	30
					Flood	60

Optics



Accessories










angular



A minimalist design efficient projector, truly conceived to meet several needs thanks to the extensive range of products. Angular offers maximum pointing flexibility, facilitated by the special goniometric indicator.

Materials

Aluminium body



angular range



	48 W	70 W
ON/OFF 	-	Ø 140 mm
DALI 	Ø 140 mm	-
ON/OFF 	Ø 140 mm	-
_P	-	Ø 140 mm
Accessories		
Finish		
Balance CRI 92	2700K 3000K 4000K	2700K 3000K 4000K
Optics	Spot Medium Flood Flood	Spot Medium Flood Flood

Redesigned front element

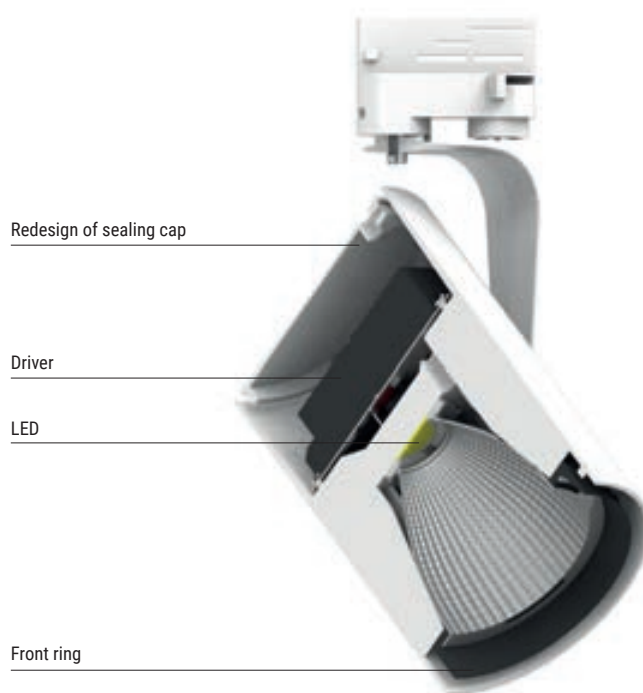
This range of products was renovated aesthetically with few, significant touches. In all its versions, the new front element of the projector comes with an optical black-painted inner part for enhanced visual comfort.

Emission control accessories

Angular is compatible with a wide range of light beam control accessories: standard cylindrical screen and at 45 degrees, fully or partly eliminating the secondary beam and reducing the light cone; cross-like and honeycomb diffuser, for controlling and reducing glaring more or less markedly; directional fins and elliptical filter, for shaping the light or creating ovalized projections.

Powerful and versatile

The angular projections can develop up to 70 W of absorbed power, with ideal performance in double height lighting.



Tilting version

All angular projectors come with a 350° mobility on the horizontal axis and a 90° (+45° / -45°) tilt on the vertical axis, with a practical goniometric indicator for a precise tilt adjustment.

Drivers & safety

New drivers provided with anti-flickering device and equipped with state of the art protections against overvoltage, electrostatic discharges and emission of electromagnetic interference.

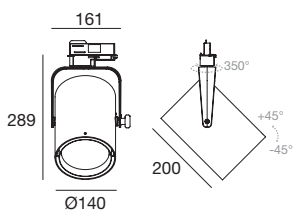


Suspended version

This family offers the variant with suspended configuration: Angular_P maintains orientability and track coupling but it actually configures a suspended spotlight, thanks to the support steel cables adjustable height-wise up to a maximum of three metres.



Angular40 | Projectors | 190-250 V | arrayLED 44 W DC - 48 W AC



Balance - CRI 92

White	93858	2700 K	4884 lm	M	Spot	15
Black	93859	3000 K	5223 lm	W	Medium Flood	30
Grey	80129	4000 K	5612 lm	N	Flood	60

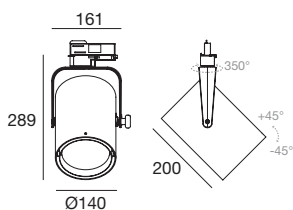
Optics

99408	99409	99410	99411	99527
Spot	Medium Flood	Flood	Transparent filter	Matte filter

Accessories

98517	98511	98506	98503
Elliptical filter	Honeycomb	Cross diffuser	Cylindrical screen
98504	98505		
45° cylindrical screen	Directional blades		

Angular DALI | Projectors | 190-250 V | arrayLED 44 W DC - 48 W AC



Balance - CRI 92

White	80248	2700 K	4731 lm	M	Spot	15
Black	80249	3000 K	5060 lm	W	Medium Flood	30
Grey	80250	4000 K	5437 lm	N	Flood	60

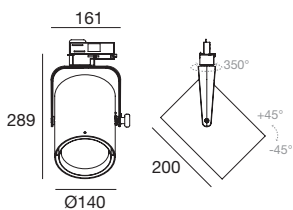
Optics

99408	99409	99410	99411	99527
Spot	Medium Flood	Flood	Transparent filter	Matte filter

Accessories

98517	98511	98506	98503
Elliptical filter	Honeycomb	Cross diffuser	Cylindrical screen
98504	98505		
45° cylindrical screen	Directional blades		

Angular | Projectors | 190-250 V | arrayLED 63 W DC - 70 W AC



Balance - CRI 92

White	90894	2700 K	7809 lm	M	Spot	15
Black	90895	3000 K	7809 lm	W	Medium Flood	30
Grey	80127	4000 K	8982 lm	N	Flood	60

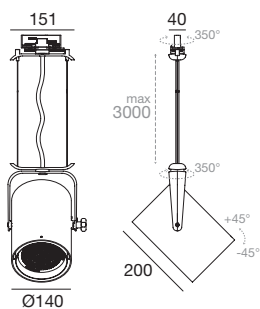
Optics

99408	99409	99410	99411	99527
Spot	Medium Flood	Flood	Transparent filter	Matte filter

Accessories

98517	98511	98506	98503
Elliptical filter	Honeycomb	Cross diffuser	Cylindrical screen
98504	98505		
45° cylindrical screen	Directional blades		

Angular_P | Projectors | 190-250 V | arrayLED 63 W DC - 70 W AC



Balance - CRI 92

White	80284	2700 K	7809 lm	M	Spot	15
Black	80285	3000 K	7809 lm	W	Medium Flood	30
Grey	80286	4000 K	8982 lm	N	Flood	60

Optics

99408	99409	99410	99411	99527
Spot	Medium Flood	Flood	Transparent filter	Matte filter

Accessories

98517	98511	98506	98503	98504
Elliptical filter	Honeycomb	Cross diffuser	Cylindrical screen	45° cylindrical screen





optus_T




Optus offers a complete range of products conceived for the retail sector. A track-mounted projector, Optus_T stands out for its clear-cut shapes and small dimensions. In addition, it offers a clean and precise lighting. Optus_T allows combining various types of optical interchangeable LEDs and comes with emission and glare control accessories. The electronics, fitted in the external compartment, can be integrated with the Eye Wi-Fi system.

Materials

Aluminium body



optus range



	21 W	30 W	39 W
_T	Ø 66 mm	Ø 102 mm	Ø 102 mm
_T Eye-WiFi	Ø 66 mm		Ø 102 mm
_T DALI		Ø 102 mm	
Accessories			
Finish			
Specialty CRI 98	3000K	3000K	3000K
Fidelity CRI 98	3000K 4000K	3000K 4000K	3000K 4000K
Balance CRI 92	2700K 3000K 4000K	3000K 4000K	2700K 3000K 4000K 5000K
Optics	Spot Medium Flood Flood	Spot Medium Flood Flood	Spot Medium Flood Flood

Despite its ultracompact dimensions, Optus_T comes with several technological advantages, above all the adoption of lenses diversified according to the models: TIR optics in the smallest 18 W versions, parabolic in the 34 W projectors. Secondly, in the 18 W versions the coupling is designed to be concealed in the three-phase track, a solution that allows reducing spaces further. Much more than technology: thanks to its compact and minimal design, Optus_T offers a versatile solution, suitable for various contexts, ranging from retail to museum.

Diode varieties

The Optus_T range of products offers the highest combination-source degree, given that it is fit for LED Balance - CRI 92, Specialty - CRI 98 and Fidelity - CRI 98 diodes. This allows obtaining maximum versatility of use, given that Optus_T can be installed in various environments ranging from museums to retail, depending on the specific type of source chosen.

Emission control accessories

Optus_T is compatible with a wide range of light emission control accessories: standard cylindrical screen and at 45 degrees, fully or partly eliminating the secondary beam and reducing the light cone; cross-like and honeycomb diffuser, for controlling and reducing glaring more or less markedly; directional fins and elliptical filter, for shaping the light or creating ovalized projections.

Driver integrated into the three-phase track

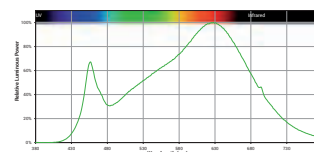


LED

TIR lenses

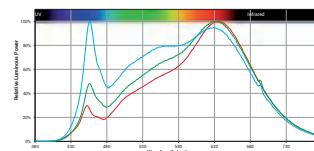
Fidelity

Excellent accuracy in colour representation in all of its shades



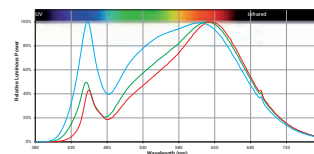
Specialty

Excellent range of chromatic saturation



Balance

Excellent efficiency in terms of emission and optimum balance between fidelity and gamut



Extensive range of products

The Optus range of products comes in three different application: recessed (Optus_EX), wall-mounted (Optus_W) and track-mounted projector (Optus_T). Given its unmistakable design, it becomes an effective tool when working in spaces with several applications while maintaining the same product design.



Optus_EX



Optus_T



Optus_W

Tilting version

All Optus_T projectors come with a 350° mobility on the horizontal axis and a 90° (+45° / -45°) tilt on the vertical axis.

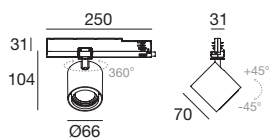
Eye WiFi / DALI

The electronics, fitted in the external compartment, can be integrated with the Eye Wi-Fi system, which allows to control and monitor single lamps directly from an app on smartphones and tablets.



All Optus_T modules also come in the version with DALI dimming protocol.

Optus_T | Projectors | 190-250 V | arrayLED 16,2 W DC - 18,4 W AC



Specialty - CRI 98

White	81647	3000 K	1948 lm	W	Spot	15
Black	81648				Medium Flood	30
					Flood	60

Fidelity - CRI 98

White	81645	3000 K	1948 lm	W	Spot	15
Black	81646	4000 K	2141 lm	N	Medium Flood	30
					Flood	60


Balance - CRI 92

White	81643	2700 K	2124 lm	M	Spot	15
Black	81644	3000 K	2224 lm	W	Medium Flood	30
		4000 K	2390 lm	N	Flood	60

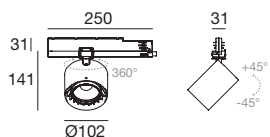
Optics



Accessories



Optus_T | Projectors | 190-250 V | arrayLED 27 W DC - 30 W AC



Specialty - CRI 98

White	81653	3000 K	2956 lm	W	Spot	15
Black	81654				Medium Flood	30
					Flood	60

Fidelity - CRI 98


White	81651	3000 K	2956 lm	W	Spot	15
Black	81652	4000 K	3247 lm	N	Medium Flood	30
					Flood	60

Balance - CRI 92

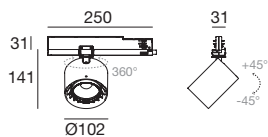
White	81649	2700 K	3220 lm	M	Spot	15
Black	81650	3000 K	3373 lm	W	Medium Flood	30
		4000 K	3626 lm	N	Flood	60



Accessories



Optus_T | Projectors | 190-250 V | arrayLED 34 W DC - 39 W AC



Specialty - CRI 98

White	81659	3000 K	3608 lm	W	Spot	15
Black	81660				Medium Flood	30
					Flood	60

Fidelity - CRI 98

White	81657	3000 K	3608 lm	W	Spot	15
Black	81658	4000 K	3964 lm	N	Medium Flood	30
					Flood	60

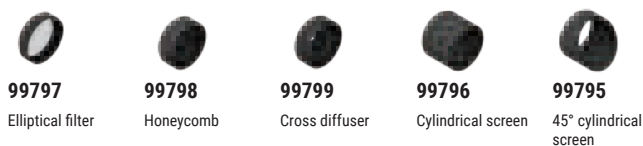
Balance - CRI 92

White	81655	2700 K	3930 lm	M	Spot	15
Black	81656	3000 K	4117 lm	W	Medium Flood	30
		4000 K	4426 lm	N	Flood	60
		5000 K	4555 lm	C		

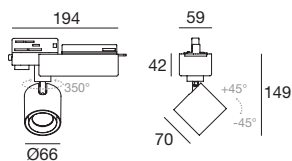
Optics



Accessories



Optus_T EYE-WiFi | Projectors | 190-250 V | arrayLED 18 W DC - 21 W AC



EYEWiFi

Specialty - CRI 98

White	81758	3000 K	1948 lm	W	Spot	15
Black	81759				Medium Flood	30
					Flood	60


Fidelity - CRI 98

White	81760	3000 K	1948 lm	W	Spot	15
Black	81761	4000 K	2141 lm	N	Medium Flood	30
					Flood	60

Balance - CRI 92

White	81762	3000 K	2224 lm	W	Spot	15
Black	81763	4000 K	2390 lm	N	Medium Flood	30
					Flood	60


Optics



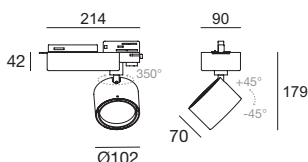
Connection



Accessories



Optus_T EYE-WiFi | Projectors | 190-250 V | arrayLED 34 W DC - 40 W AC



EYEWiFi

Specialty - CRI 98

White	81764	3000 K	3608 lm	W	Spot	15
Black	81765				Medium Flood	30
					Flood	60


Fidelity - CRI 98

White	81766	3000 K	3608 lm	W	Spot	15
Black	81767	4000 K	3964 lm	N	Medium Flood	30
					Flood	60

Balance - CRI 92

White	81768	3000 K	4117 lm	W	Spot	15
Black	81769	4000 K	4426 lm	N	Medium Flood	30
					Flood	60

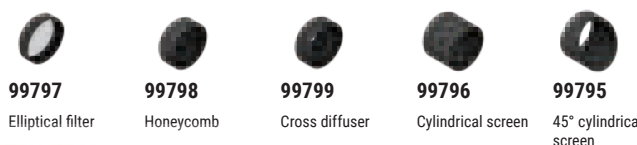
Optics



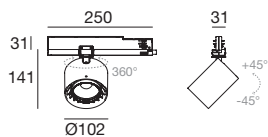
Connection



Accessories



Optus_T DALI | Projectors | 190-250 V | arrayLED 31 W DC - 35 W AC



Specialty - CRI 98

White	81818	3000 K	3289 lm	W	Spot	15
Black	81819				Medium Flood	30
					Flood	60

Fidelity - CRI 98

White	81816	3000 K	3289 lm	W	Spot	15
Black	81817	4000 K	3613 lm	N	Medium Flood	30
					Flood	60

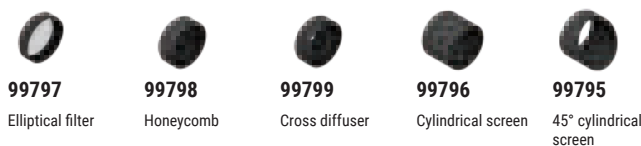
Balance - CRI 92

White	81814	2700 K	3583 lm	M	Spot	15
Black	81815	3000 K	3753 lm	W	Medium Flood	30
		4000 K	4034 lm	N	Flood	60
		5000 K	4152 lm	C		

Optics



Accessories







iris_T



A refined aesthetics projector with customisable functions, Iris_T allows an advanced management of the light beam thanks to the practical and intuitive management of focus and intensity. A highly professional lighting device, representing the ultra non plus offered by i-LèDs.

Materials

Aluminium body



iris_T range



	6 W	15 W	21 W	29 W
_T	Ø 40 mm	Ø 60 mm	Ø 80 mm	Ø 100 mm
Finish	□ ■	□ ■	□ ■	□ ■
Fidelity CRI 98	2700K 3000K 4000K	2700K 3000K 4000K	2700K 3000K 4000K	2700K 3000K 4000K
Balance CRI 92	3000K 4000K	3000K 4000K	3000K 4000K	3000K 4000K
Optics	Adjustable 14° - 42°	Adjustable 19° - 62°	Adjustable 16° - 52°	Adjustable 15° - 56°

Lenticular projector

To guarantee the maximum control of focus possible alongside top quality lighting, Iris_T integrates a special optics system consisting of a movable glass lens. The sliding allows to vary the source beam, moving from extremely narrow corners to more diffused emission.

The graduated focus-on-board ring nut allows to calibrate the opening of the beam from 19° to 62°, thus making the pointing operation easy and precise. The focus locking system made easier, allows to obtain an opening accurately corresponding to the gradient indicated along the ring nut.

Extensive range of products

The Iris_T range of products was fully redesigned in terms of optics, by adopting the new Balance and Fidelity diodes as well as power, by introducing a new 6W T0 model to complete the range of products.

Three-phase connection

Driver

Graduated ring

LED



Dim-on-board

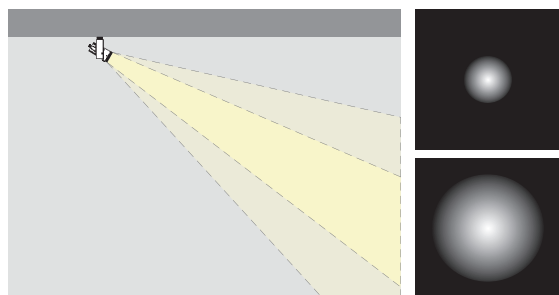
The dim-on-board switch allows to adjust the light intensity by means of a potentiometer integrated in the equipment. Light intensity can be dimmed from 20% to 100%.

Iris_T meets the needs of accentuating chiaroscuro lighting in high level retail contexts that prioritise enhancement of the displayed objects placing the environment in general at a lower level of importance, following a lighting technique style similar to the one applied in museums.



Versatile optics

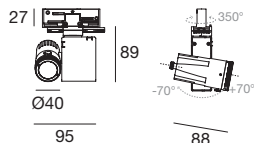
The blocking system of the facilitated focus allows obtaining an opening precisely corresponding to the gradient indicated along the ring nut.



Iris-T integrates a 1-10 V driver which allows obtaining uniform lighting using the same product at different distances and with diversified light emissions.



Iris_T | Projectors | 190-250 V | arrayLED 6 W DC - 7 W AC



Fidelity - CRI 98

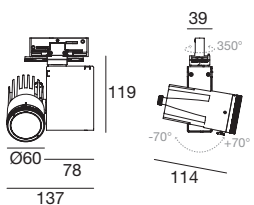


White	80424	2700 K	514 lm	M	Adjust. 14° - 42°	85
Black	80425	3000 K	552 lm	W		
		4000 K	591 lm	N		

Balance - CRI 92

White	80162	3000 K	591 lm	W	Adjust. 14° - 42°	85
Black	80163	4000 K	638 lm	N		



Iris_T | Projectors | 190-250 V | arrayLED 15 W DC - 18 W AC



Fidelity - CRI 98

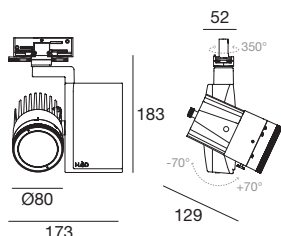
White	80426	2700 K	1361 lm	M	Adjust. 19° - 62°	85
Black	80427	3000 K	1458 lm	W		
		4000 K	1567 lm	N		

Balance - CRI 92

White	80272	3000 K	1677 lm	W	Adjust. 19° - 62°	85
Black	80273	4000 K	1805 lm	N		



Iris_T | Projectors | 190-250 V | arrayLED 21 W DC - 25 W AC



Fidelity - CRI 98

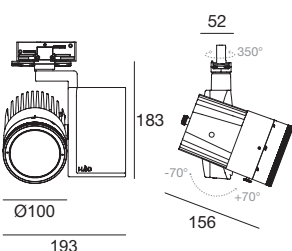
White	80428	2700 K	2175 lm	M	Adjust. 16° - 52°	85
Black	80429	3000 K	2336 lm	W		
		4000 K	2496 lm	N		

Balance - CRI 92

White	80306	3000 K	2986 lm	W	Adjust. 16° - 52°	85
Black	80307	4000 K	2721 lm	N		



Iris_T | Projectors | 190-250 V | arrayLED 29 W DC - 33 W AC



Fidelity - CRI 98

White	80430	2700 K	2745 lm	M	Adjust. 15° - 56°	85
Black	80431	3000 K	3030 lm	W		
		4000 K	3259 lm	N		


Balance - CRI 92

White	80310	3000 K	3488 lm	W	Adjust. 15° - 56°	85
Black	80311	4000 K	3749 lm	N		





track system



Suspension



Recess

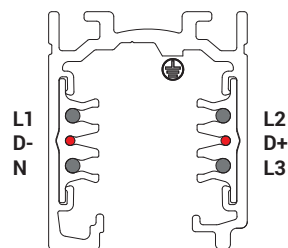
Electrified track made of extruded aluminium, painted with epoxy powders. Ceiling-mounted, suspension-mounted and recessed rectangular. Combined system with four PVC-insulated copper conductors, two additional conductors for handling any signal (e.g. DALI, DMX, LON, EIB, etc.) and an earth conductor integrated in the aluminium. Three circuits separate switching option.

Materials

Aluminium body

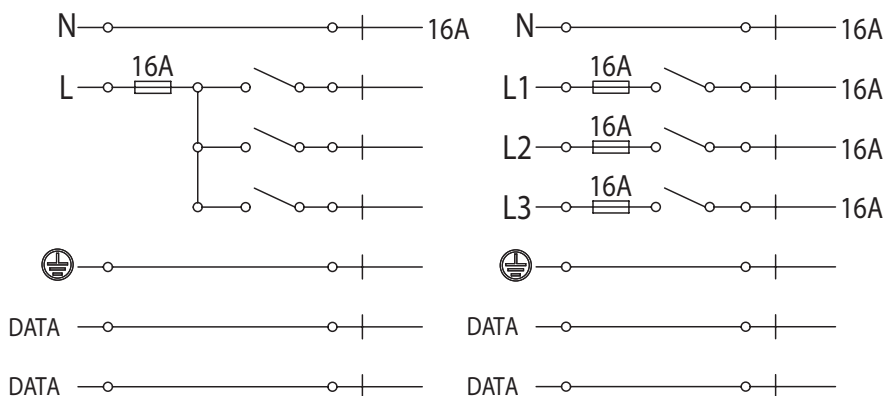
Extensive range of products

Provided with a rectangular section, it comes in the ceiling or suspension-mounted versions measuring 31.4 x h 37.8 mm and recessed measuring 52 x h 37.8 mm, with asymmetric profile for the correct connection of the modules.

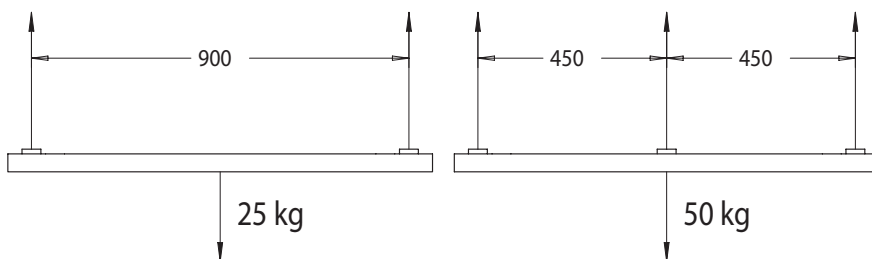


Electrical diagrams

Connection to the 230/400V three-phase power mains allows an overall 16A load, corresponding to 11040 Watts, distributable on three circuits (3x3680 Watts).



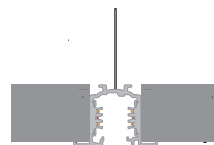
Load capacity



Track system | Three-phase track + DALI | Ceiling/Suspension



Track system | Three-phase track + DALI | Recess

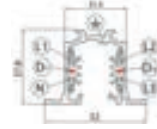


Track system | Three-phase track + DALI




	1 m	2 m	3 m
White	80981	80982	80983
Black	80984	80985	80986
Grey	80987	80988	80989

Track system | Recessed three-phase track + DALI



	1 m	2 m	3 m
White	80990	80991	80992
Black	80993	80994	80995
Grey	80996	80997	80998


Track system | Head power supply



	Alim. DX	Alim. SX
White	81033	81036
Black	81034	81037
Grey	81035	81038




Track system | Internal electrical joint



White	81039
Black	81040
Grey	81041




Track system | Central joint



White	81042
Black	81043
Grey	81044



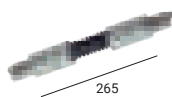
Track system | L-shaped joint



	Giunto INT	Giunto EST
White	81045	81048
Black	81046	81049
Grey	81047	81050



Track system | Flexible joint



White	81066
Black	81067
Grey	81068



Track system | X-shaped joint



White	81063
Black	81064
Grey	81065



Track system | T-shaped joint



	EST/SX	EST/DX
White	81051	81054
Black	81052	81055
Grey	81053	81056




Track system | T-shaped joint



	INT/SX	INT/DX
White	81057	81060
Black	81058	81061
Grey	81059	81062



Track system | Sealing cap | Ceiling/Suspension



White	80999
Black	81000
Grey	81001

Track system | Sealing cap | Recess



White	81002
Black	81003
Grey	81004

Track system | Suspension



	1.5 m	5 m
White	81012	81013
Black	81014	81015
Grey	81016	81017

Track system | Suspension with adjustment devices



	1.5 m	5 m
White	81006	81007
Black	81008	81009
Grey	81010	81011

Track system | Rigid suspension



	1 m
White	81021
Black	81022
Grey	81023

Track system | Tensioner clip for rigid suspension



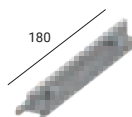
White	81018
Black	81019
Grey	81020

Track system | Ceiling-mounted fixing bracket




Anod. Al.	81086
White	81087
Black	81088

Track system | Stiffening bracket




Anod. Al.	81024
White	81025
Black	81026

Track system | Power supply head cover




White	81069
Black	81070
Grey	81071

Track system | Central joint cover




White	81072
Black	81073
Grey	81074

Track system | L-shaped joint cover



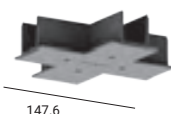
White	81075
Black	81076
Grey	81077

Track system | T-shaped joint cover



White	81078
Black	81079
Grey	81080

Track system | X-shaped joint cover



White	81081
Black	81082
Grey	81083

Track system | Power supply head gasket



White	81084
Black	81085

Track system | 1-Phase ceiling-mounted power supply unit base + DALI



White	81027
Black	81028
Grey	81029

*Use for Angular, Iris_T.

Track system | Recessed adaptor for ceiling-mounted base



White	81030
Black	81031
Grey	81032

Track system | Three-phase track adaptor



White	81094
Black	81095
Grey	81096

*Use for tapping line voltage only.

Track system | Three-phase track adaptor + DALI



White	81091
Black	81093
Grey	81092

* Use for tapping line voltage and/or DALI signal only.

Track system | Conductor cutting pliers



Anod. Al.	81005
-----------	-------

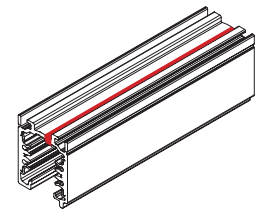
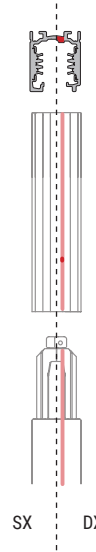
track system configuration

Earthing continuity

For proper earthing of all accessories that contribute to form a three-phase track system, the continuity of the earthing line between each element is crucial. As shown by the track section herebeside, the position of the earthing line (red) is asymmetric to the central axis of the track; based on this structural difference one can distinguish the right part (including the earthing line) which binds the introduction of all accessories. The positioning of the earth conductor, must be consequential between the accessory and the electrified track structure.

Plan view

Axonometric view

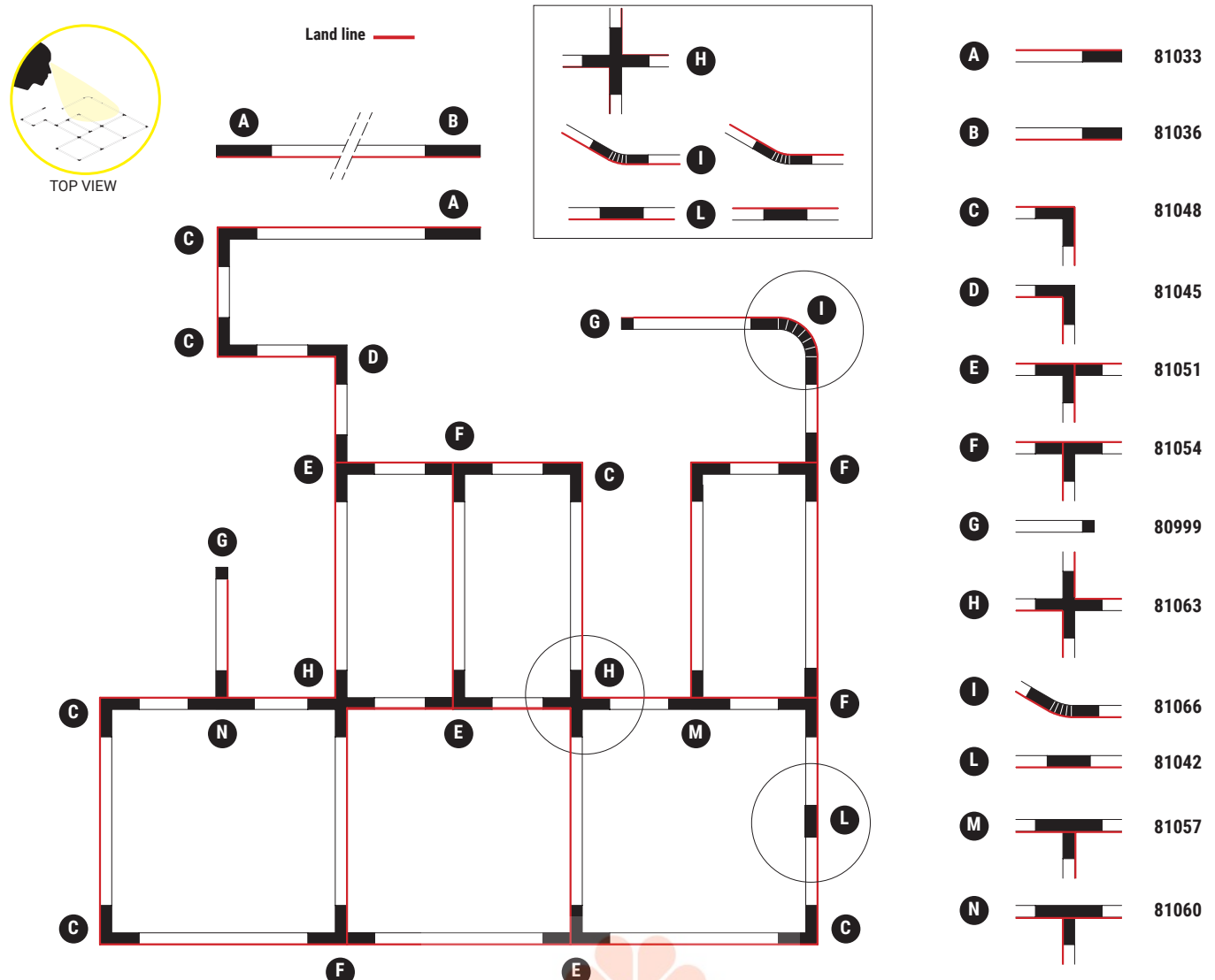


Configuration

For a correct design, we suggest to create the structure with top plan view, as shown in the drawing below:

Plan view from above

The "H", "I" and "L" accessories can be used in both directions.





optus_W



Optus offers a complete range of products conceived for the retail sector. Optus_W is a wall-mounted system specially conceived for lighting shop windows: the front aluminium guard protects the user against glare, while the orientable modules allow to light the displayed products to the maximum.

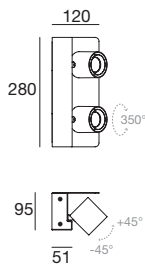

Optus_W allows combining various types of optical interchangeable LEDs and comes with emission and glare control accessories.

Materials

Metal sheet

Aluminium body

Optus_W2 | Wall luminaires | 190-250 V | 2 x arrayLEDs 15 W DC - 17 W AC



Specialty - CRI 98

White	80294	3000 K	2x 1604 lm	W	Spot	15
Black	80295				Medium Flood	30
					Flood	60

Fidelity - CRI 98

White	80296	3000 K	2x 1604 lm	W	Spot	15
Black	80297	4000 K	2x 1792 lm	N	Medium Flood	30
					Flood	60


Balance - CRI 92

White	80290	2700 K	2x 1748 lm	M	Spot	15
Black	80291	3000 K	2x 1830 lm	W	Medium Flood	30
		4000 K	2x 1967 lm	N	Flood	60

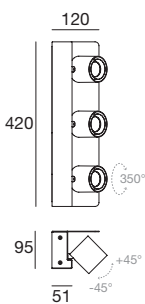

Optics



Accessories



Optus_W3 | Wall luminaires | 190-250 V | 3 x arrayLEDs 15 W DC - 17 W AC



Specialty - CRI 98

White	80302	3000 K	3x 1604 lm	W	Spot	15
Black	80303				Medium Flood	30
					Flood	60


Fidelity - CRI 98

White	80304	3000 K	3x 1604 lm	W	Spot	15
Black	80305	4000 K	3x 1792 lm	N	Medium Flood	30
					Flood	60


Balance - CRI 92

White	80298	2700 K	3x 1748 lm	M	Spot	15
Black	80299	3000 K	3x 1830 lm	W	Medium Flood	30
		4000 K	3x 1967 lm	N	Flood	60


Optics



Accessories



creek




Creek appears as a structure without the external frame, which allows installation for professional lighting technology solutions with maximum flexibility. Thanks to a crafty laying system it is easy to fit the additional elements to the structure in the dropped ceiling (guards and projectors) in a few simple steps and without any tool whatsoever.

Materials

Aluminium Structure



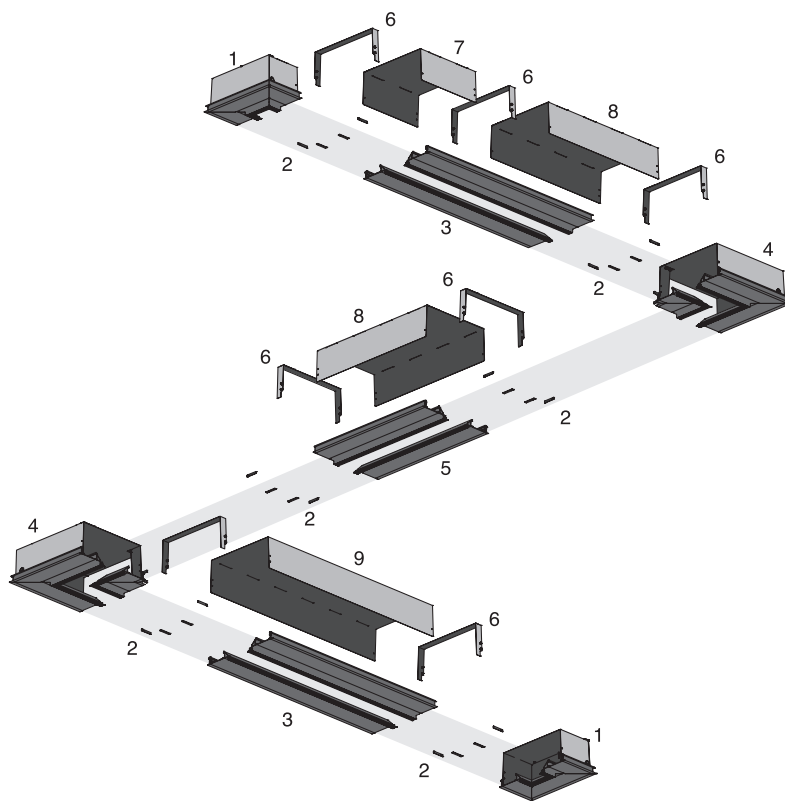
creek range




	Pound 13 W	Optus 18 W	Optus 34 W	Iris 15 W	Iris 25 W	Iris 35 W
	Ø 48 mm	Ø 66 mm	Ø 103 mm	Ø 60 mm	Ø 80 mm	Ø 100 mm
Channel	85 mm 130 mm	85 mm 130 mm	130 mm	85 mm 130 mm	85 mm 130 mm	130 mm
Accessories				-	-	-
Finish						
Specialty CRI 98	3000K	3000K	3000K	-	-	-
Fidelity CRI 98	2700K 3000K 4000K	3000K 4000K	3000K 4000K	2700K 3000K 4000K	2700K 3000K 4000K	2700K 3000K 4000K
Balance CRI 92	-	3000K 4000K	3000K 4000K	-	-	-
Optics	Spot Medium Flood Flood	Spot Medium Flood Flood	Spot Medium Flood Flood Wide Flood	Adjustable 19° - 62°	Adjustable 16° - 52°	Adjustable 15° - 56°

Integrated architecture solutions

- 1 | Final guard
- 2 | Fixing linear brackets
- 3 | Linear profiles (900 mm)
- 4 | L-shaped guard
- 5 | Linear profiles (300 mm)
- 6 | Guard
- 7 | Linear guard (300 mm)
- 8 | Linear guard (600 mm)
- 9 | Linear guard (900 mm)



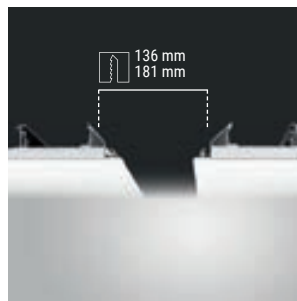
Main features



The projectors can be power-supplied by a single line irrespective of the number thereof.



Six different equipment available, depending on the lighting technology needs.

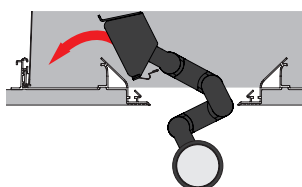


The structure is combined based on the size of the guard.



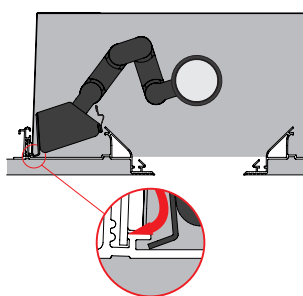
"PLUG & PLAY" connection with power supply unit already wired.

PHASE 1



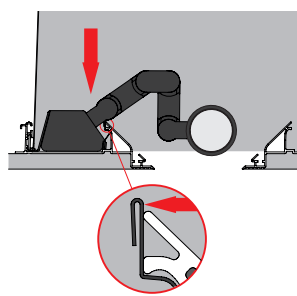
Once the structure has been arranged on the dropped ceiling, the lighting body is inserted: the lighting body is located at one end, while the fixing base is located at the other.

PHASE 2



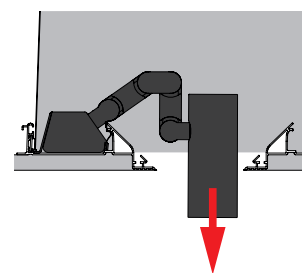
Fixing occurs by coupling, by inserting the end of the base into the inner seat of the profile.

PHASE 3



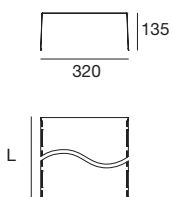
The process is completed by pressing the base downwards in proximity of the point where the swivel arm starts.

PHASE 4



The lighting body is lastly ready to be removed and directed, as well as moved position-wise along the structure, by pressing two flaps and sliding the fixing base.

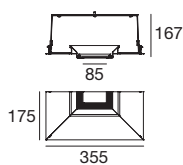

Upper cover guard _85 End_C



type L mm

<input checked="" type="checkbox"/> Black	300	64407
<input type="checkbox"/> White	300	64408
<input checked="" type="checkbox"/> Black	600	64417
<input type="checkbox"/> White	600	64418
<input checked="" type="checkbox"/> Black	900	64427
<input type="checkbox"/> White	900	64428

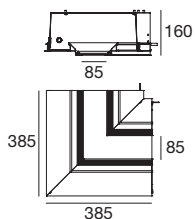
Sealing head _85 End_C



type

<input checked="" type="checkbox"/> Black	64437
<input type="checkbox"/> White	64438

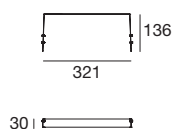
90° guard with cover _85 L-Shaped_C



type

<input checked="" type="checkbox"/> Black	64447
<input type="checkbox"/> White	64448

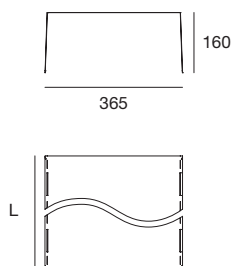
C-Shaped screening joint between guards _85



type

<input checked="" type="checkbox"/> Black	64467
<input type="checkbox"/> White	64468

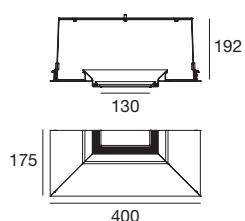
Upper cover guard _130 Linear_C



type L mm

<input checked="" type="checkbox"/> Black	300	64347
<input type="checkbox"/> White	300	64346
<input checked="" type="checkbox"/> Black	600	64357
<input type="checkbox"/> White	600	64356
<input checked="" type="checkbox"/> Black	900	64367
<input type="checkbox"/> White	900	64366

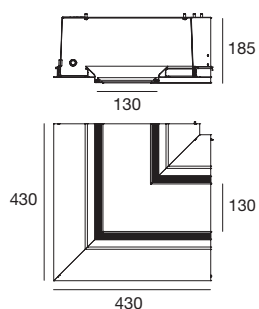

Sealing head _130 End_C



type

<input checked="" type="checkbox"/> Black	64377
<input type="checkbox"/> White	64376

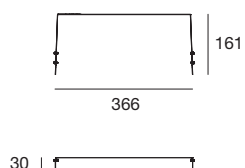
90° guard with cover _130 L-Shaped_C



type

<input checked="" type="checkbox"/> Black	64387
<input type="checkbox"/> White	64386

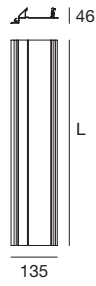

C-Shaped screening joint between guards _130



type

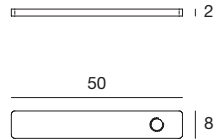

<input checked="" type="checkbox"/> Black	64457
<input type="checkbox"/> White	64458

Linear Guard _P (pair)



type	L mm	
Black	600	64307
White	600	64306
Black	900	64317
White	900	64316
Black	1800	64327
White	1800	64326
Black	3000	64337
White	3000	64336

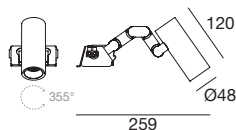
Guard fixing elements



type	
Grey	64390



Creek Pound | System_85 - System_130 | powerLED 13 W 350 mA



Specialty - CRI 98

White	81820	3000 K	1142 lm	W	Spot	15
Black	81821				Medium Flood	30
					Flood	60

Fidelity - CRI 98

White	81822	2700 K	1142 lm	M	Spot	15
Black	81823	3000 K	1230 lm	W	Medium Flood	30
		4000 K	1318 lm	N	Flood	60

Electronics

99126 ON/OFF 1 art.	99115 0/1-10V 1 art.	99344 DALI 1 art.

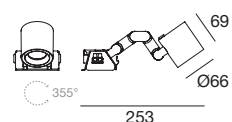
Optics

99805 Spot	99806 Medium Flood	99807 Flood

Accessories

99775 Elliptical filter	99776 Honeycomb	99777 Cross diffuser	99774 Cylindrical screen	99773 45° cylindrical screen

Creek Optus | System_85 - System_130 | arrayLED 18 W 500 mA



Specialty - CRI 98

White	81437	3000 K	1948 lm	W	Spot	15
Black	81438				Medium Flood	30
					Flood	60

Fidelity - CRI 98

White	81824	3000 K	1948 lm	W	Spot	15
Black	81825	4000 K	2141 lm	N	Medium Flood	30
					Flood	60

Balance - CRI 92

White	81439	3000 K	2224 lm	W	Spot	15
Black	81440	4000 K	2390 lm	N	Medium Flood	30
					Flood	60

Electronics

99734 ON/OFF 1 art.	99732 0/1-10V 1 art.	99730 DALI 1 art.


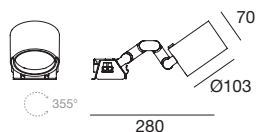
Optics

99827 Spot	99828 Medium Flood	99829 Flood

Accessories

99781 Elliptical filter	99780 Honeycomb	99779 Cross diffuser	99783 Cylindrical screen	99782 45° cylindrical screen

Creek Optus | System_130 | arrayLED 35 W 950 mA



Specialty - CRI 98

White	81441	3000 K	3608 lm	W	Spot	15
Black	81442				Medium Flood	30
					Flood	60
					Wide Flood	90

Fidelity - CRI 98

White	81826	3000 K	3608 lm	W	Spot	15
Black	81827	4000 K	3694 lm	N	Medium Flood	30
					Flood	60

Balance - CRI 92

White	81443	3000 K	4117 lm	W	Spot	15
Black	81444	4000 K	4426 lm	N	Medium Flood	30
					Flood	60
					Wide Flood	90

Electronics

99239 ON/OFF 1 art.	99199 0/1-10V DALI 1 art.	99345 DALI 1 art.

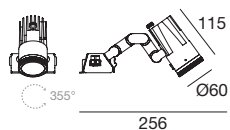
Optics

99808 Spot	99809 Medium Flood	99810 Flood

Accessories

99797 Elliptical filter	99798 Honeycomb	99799 Cross diffuser	99796 Cylindrical screen	99795 45° cylindrical screen

Creek Iris | System_85 - System_130 | arrayLED 15 W 400 mA



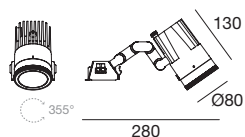
Fidelity - CRI 98

White	81431	2700 K	1361 lm	M	Adjust. 19° - 62°	85
Black	81432	3000 K	1458 lm	W		
		4000 K	1567 lm	N		

Electronics

99734 ON/OFF 1 art.	99732 0/1-10V 1 art.	99730 DALI 1 art.

Creek Iris | System_85 - System_130 | arrayLED 25 W 700 mA



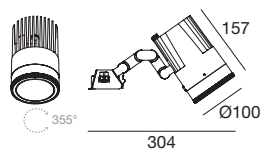
Fidelity - CRI 98

White	81433	2700 K	2609 lm	M	Adjust. 16° - 52°	85
Black	81434	3000 K	2802 lm	W		
		4000 K	2994 lm	N		

Electronics

99147 ON/OFF 1 art.	99268 0/1-10V DALI 1 art.	99345 DALI 1 art.

Creek Iris | System_130 | arrayLED 35 W 950 mA



Fidelity - CRI 98

White	81445	2700 K	2745 lm	M	Adjust. 15° - 56°	85
Black	81446	3000 K	3494 lm	W		
		4000 K	3758 lm	N		

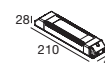
Electronics



99239
ON/OFF
1 art.



99199
0/1-10V DALI
1 art.



99345
DALI
1 art.

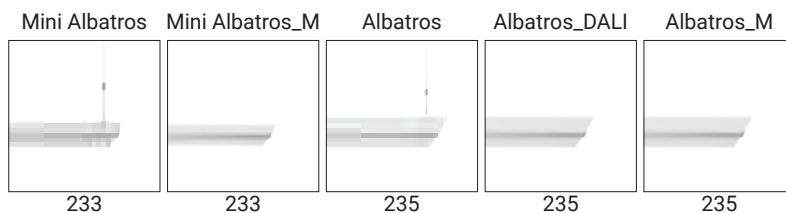


Harmont & Blaine | Paris, France

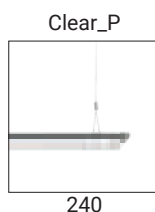


ceiling and pendant lamps range index

Albatros



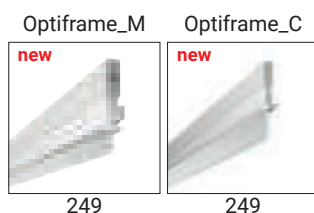
Clear



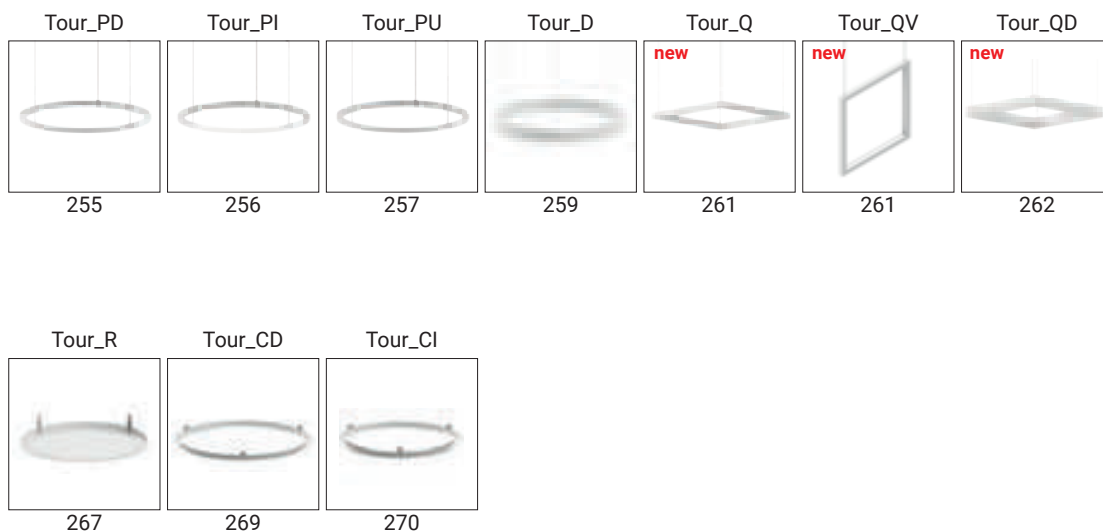
Edith



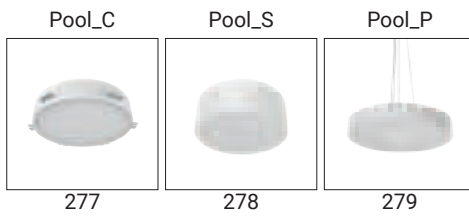
Optiframe




Tour



Pool



Baton



Cell_C












albatros



Albatros is a transparent and light suspension, standing out for class and style. Two light wings with double emitting surface create a full light, both direct and indirect. The OptiLight Technology™ offers absolute visual comfort.


Materials


Aluminium body
PMMA diffuser



Ceiling and pendant lamps

albatros range



	45 W	61 W	63 W
	1135 x 338 mm	1414 x 338 mm	1414 x 420 mm
Mini Albatros	Stand-alone Modular	Stand-alone Modular	-
Albatros	-	-	Stand-alone Modular
Finish	<input type="checkbox"/> <input type="checkbox"/>	<input type="checkbox"/> <input type="checkbox"/>	<input type="checkbox"/> <input type="checkbox"/>
CRI 80	3500K 4000K	3500K 4000K	3500K 4000K
Optics	General	General	General
Electronics 	On/Off	On/Off	On/Off DALI

Light management

The aluminium extruded profile contains a driver (ON/OFF or DALI) and two topLED circuits, consisting of high efficiency LEDs for a longitudinal emission. This lamp offers high performance thanks to the power in question and top lighting performance, due to the optimal distribution of the flow which allows a 400 lux mean lighting on the entire work surface (considering a desk lit covering its entire work surface and positioned 80 cm from the floor).


UGR<19

Controlling reflectance allows the equipment to guarantee a UGR index below 19, i.e. the threshold value for the correct lighting of offices and environments with video terminals (UNI-EN 12464-1 standard).




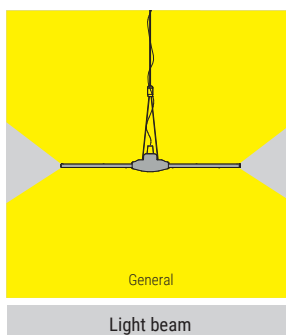
Design and modularity

The super slim PMMA panel makes the product minimal and non-invasive. This characteristic is above all observable with modular installations: combining master and slave modules together allows to create true light lines capable of lighting several work surfaces at the same time. The thickness is conceived to offer the best ration between design and distribution: just 8 mm thick in the Albatros models, and as slim as 4 mm in the Mini Albatros models.



OptiLight Technology™

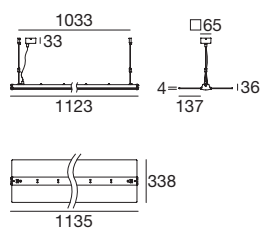
The transparent PMMA surface has a special pattern consisting of laser micro-engravings which divert the photons emitted by the lateral source, conveying the emission downwards and upwards. The lined engraving of the edge avoids glare and improves the performance of the lamp. A Linea Light Group's patented technology, that keeps the product fully transparent when not lit; it emits a soft glare-free light when lit, for full visual comfort.



Direct and indirect emission

The double emission solution is conceived to guarantee the correct light distribution in both directions: 55% of the emission is conveyed uniformly in the underlying plane, while the remaining 45% of indirect light allows to obtain good environmental lighting.


Mini Albatros | Suspended luminaires | 220-240 V | topLED 45 W DC - 50 W AC



CRI 80

White	97198	3500 K	6624 lm	W	General	00
Grey	97199	4000 K	6048 lm	N		

Accessories

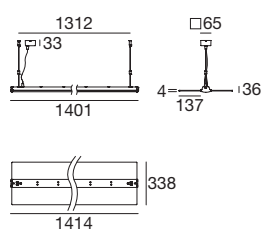



RTG 97198W00
97198N00



UGR<19


Mini Albatros | Suspended luminaires | 220-240 V | topLED 61 W DC - 67 W AC



CRI 80

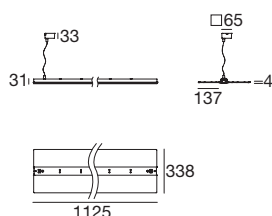

White	97200	3500 K	8280 lm	W	General	00
Grey	97201	4000 K	7560 lm	N		

Accessories



UGR<19


Mini Albatros_M master | Suspended luminaires | 190-250 V | topLED 45 W DC - 50 W AC



CRI 80

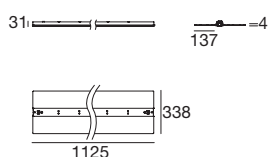

White	97218	3500 K	6624 lm	W	General	00
Grey	97219	4000 K	6048 lm	N		

Accessories



UGR<19

Mini Albatros_M slave | Suspended luminaires | 190-250 V | topLED 45 W DC - 50 W AC



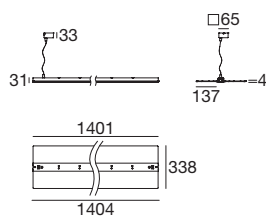

CRI 80

White	97222	3500 K	6624 lm	W	General	00
Grey	97223	4000 K	6048 lm	N		



UGR<19

Mini Albatros_M master | Suspended luminaires | 220-240 V | topLED 61 W DC - 67 W AC



CRI 80

White	97220	3500 K	8280 lm	W	General	00
Grey	97221	4000 K	7560 lm	N		

Accessories



98428
Dropped ceilings
fixing element

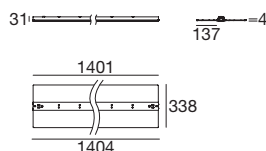



98429
Dropped ceilings
fixing element



UGR<19

Mini Albatros_M slave | Suspended luminaires | 220-240 V | topLED 61 W DC - 67 W AC



CRI 80

White	97224	3500 K	8280 lm	W	General	00
Grey	97225	4000 K	7560 lm	N		



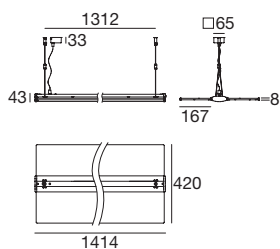
UGR<19

Recovery accessory



White	98428
Grey	98429

Albatros | Suspended luminaires | 220-240 V | topLED 63 W DC - 70 W AC



CRI 80

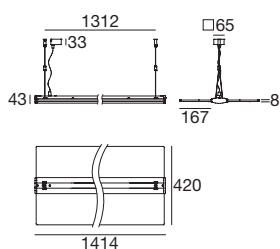
White	97194	3500 K	8280 lm	W	General	00
Grey	97195	4000 K	9000 lm	N		

Accessories



UGR<19


Albatros DALI | Suspended luminaires | 220-240 V | topLED 63 W DC - 70 W AC



CRI 80

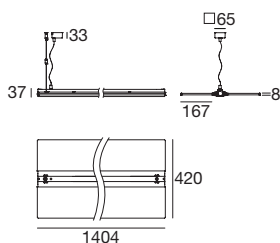

White	97196	3500 K	8280 lm	W	General	00
Grey	97197	4000 K	9000 lm	N		

Accessories



UGR<19


Albatros_M master | Suspended luminaires | 220-240 V | topLED 63 W DC - 70 W AC



CRI 80

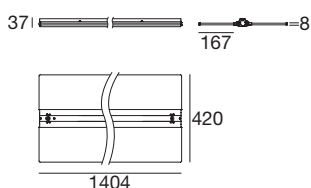

White	97210	3500 K	8280 lm	W	General	00
		4000 K	9000 lm	N		

Accessories



UGR<19

Albatros_M slave | Suspended luminaires | 220-240 V | topLED 63 W DC - 70 W AC



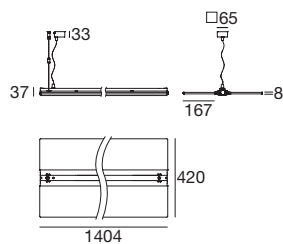
CRI 80

White	97214	3500 K	8280 lm	W	General	00
		4000 K	9000 lm	N		



UGR<19

Albatros_M master DALI | Suspended luminaires | 220-240 V | topLED 63 W DC - 70 W AC



CRI 80

White **97212**

3500 K	8280 lm	W	General	00
4000 K	9000 lm	N		

Accessories



98428
Dropped ceilings
fixing element

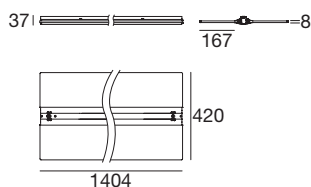


98429
Dropped ceilings
fixing element



UGR<19

Albatros_M slave DALI | Suspended luminaires | 220-240 V | topLED 63 W DC - 70 W AC



CRI 80


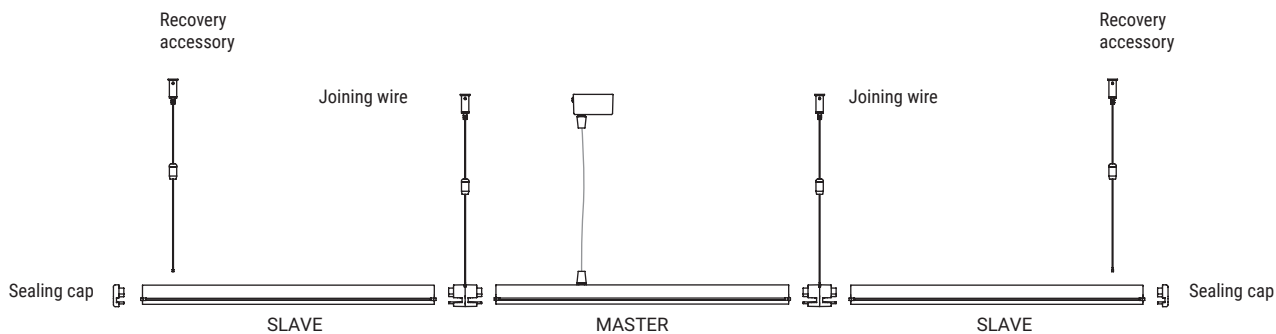
White **97216**

3500 K	8280 lm	W	General	00
4000 K	9000 lm	N		




UGR<19

Albatros modular | Example of installation



clear



An imaginary lighting window opens upwards and downwards simultaneously, lighting the environment with a diffused light. A super slim flame delimits the transparent diffuser, enhanced by the pattern the OptiLight Technology™ micro-engravings.

Materials

Aluminium body
PMMA diffuser



Ceiling and pendant lamps

clear range

Light management

The topLED source is positioned in the slim aluminium frame which, bordering the perimeter of the lamp, eliminates direct glaring fully. The lighting fully comes from the "window" generated by the light which homogeneously fills the diffuser, a blend of captivating design and high performance. The mean lighting of the work surface amounts to 400 lux (considering a desk lit covering its entire work surface and positioned 80 cm from the floor).

Design and extensive range of products

This 8 mm-thick PMMA panel makes the product slim and non-invasive. The square-shaped and stylish aluminium frame delimits the transparent diffuser without making the design cumbersome, maintaining a minimal aesthetic impact and intact lightness irrespective of the selected dimensions. Considering the same length, the 20 cm wide version is suitable for long and narrow tables, while the 40 cm one allows lighting the largest work surfaces uniformly.




UGR<19

Controlling reflectance allows the equipment to guarantee a UGR index below 19, i.e. the threshold value for the correct lighting of offices and environments with video terminals (UNI-EN 12464-1 standard).


OptiLight Technology™

The transparent PMMA surface has a special pattern consisting of laser micro-engravings which divert the photons emitted by the lateral source, conveying the emission downwards and upwards. A Linea Light Group's patented technology, that keeps the product fully transparent when not lit; it emits a soft glare-free light when lit, for full visual comfort.

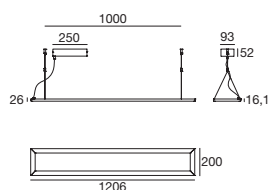
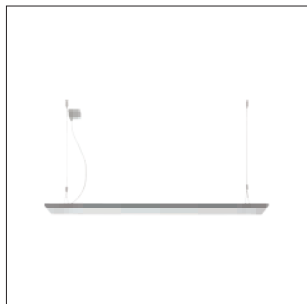
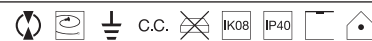


Direct and indirect emission

The double emission solution is conceived to guarantee the correct light distribution in both directions: 55% of the emission is conveyed uniformly in the underlying plane, while the remaining 45% of indirect light allows to obtain good environmental lighting.



Clear_P COMFORT UGR<19 | Suspended luminaires | topLED 35 W 950 mA



CRI 80

White	97244	3500 K	3853 lm	W	General	00
Anod. AL	97243	4000 K	4290 lm	N		

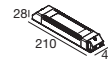
Electronics



99239
ON/OFF
1 art.



99199
0/1-10V DALI
1 art.



99345
DALI
1 art.

Accessories



98428
Dropped ceilings
fixing element

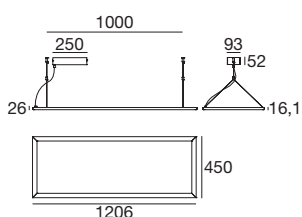
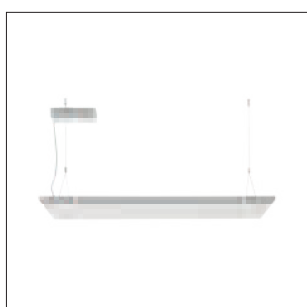
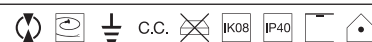


98429
Dropped ceilings
fixing element



UGR<19

Clear_P COMFORT UGR<19 | Suspended luminaires | topLED 45 W 1250 mA



CRI 80

White	97246	3500 K	6552 lm	W	General	00
Anod. AL	97245	4000 K	7176 lm	N		

Electronics



99136
ON/OFF
1 art.



99174
0/1-10V DALI
1 art.



99174
DALI
1 art.

Accessories



98428
Dropped ceilings
fixing element




98429
Dropped ceilings
fixing element



UGR<19

Talvoigtai | Kirchgarten, Germany



edith



Edith is the ideal partner for an effective environmental lighting of work spaces. It offers high performance and energy saving fully complying with the regulations in force. Installation is straightforward, thanks to the perfect integration with modular dropped ceilings: this makes designing the lighting of a space easy and intuitive.

Materials

Aluminium body
PMMA diffuser



Ceiling and pendant lamps

Edith_M FL ON/OFF | Ceiling luminaires | 220-240 V | topLED 30 W DC - 33 W AC



78 | | 66



596

Efficiency - CRI 80

White	ON/OFF	97850	3000 K	3990 lm	W	General	00
White	DALI	97851	4000 K	4227 lm	N		

Accessories



98282
Suspension wiring



98311
Frame



98313
Frame

RTG 97850W00
97850N00




UGR<19

Edith_M FL ON/OFF | Ceiling luminaires | 220-240 V | topLED 45 W DC - 49 W AC



78 | | 66



596

Efficiency - CRI 80

White	ON/OFF	97854	3000 K	5675 lm	W	General	00
White	DALI	97855	4000 K	6026 lm	N		

Accessories



98282
Suspension wiring



98311
Frame



98313
Frame

RTG 97854W00
97854N00



Pixartprinting | Treviso, Italy




Edith_M | Single cable self-supporting kit



size	suitable for	
603 x 603 mm	Edith_MFL 596 x 596	98311

Galvanised calendered metal support frame, for flushed installation with a quick-coupling mounting system.
Article to be combined with Edith_modular 600x600.

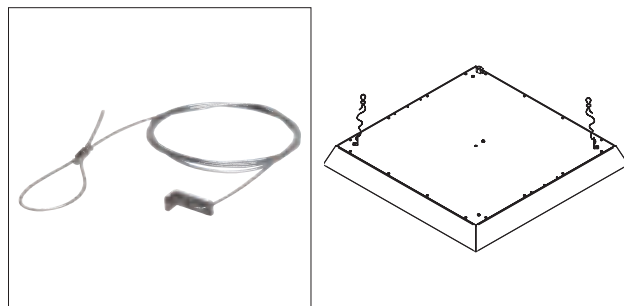
Edith_M | Single cable self-supporting kit



size	suitable for	
655 x 655 mm	Edith_MFL 596 x 596	98313

Aluminium support frame with embossed white finish, for exposed installation.
Article to be combined with Edith_modular 600x600, 600x300, 1200x300 and 1200x600.

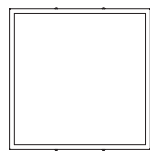
Edith_M | Single cable self-supporting kit



size	suitable for	
2500 mm	Edith_MFL 596 x 596	98282

2.5-metre long steel safety cord with fixing bracket. It is recommended to apply at least two cords on the upper part between opposite corners of the ceiling lamp.

Edith_S | Ceiling luminaires | topLED 30 W 840 mA



CRI 80

White	96471	3000 K	4293 lm	W	General	00
		4000 K	4495 lm	N		

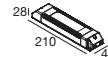
Electronics



99093
ON/OFF
1 art.



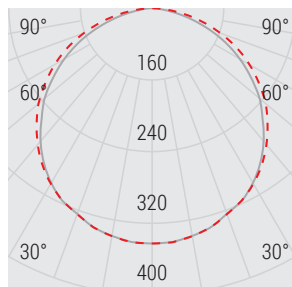
99187
0/1-10V DALI
1 art.



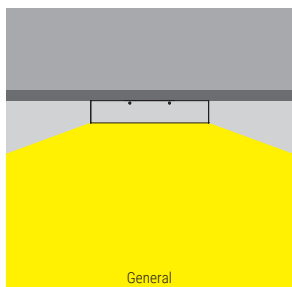
99330
DALI
1 art.




96471W00



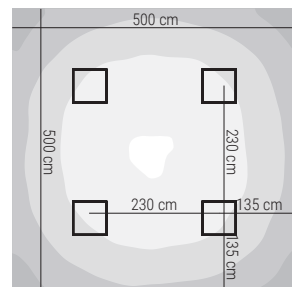
Photometric curve



Light beam




100 LUX 150 LUX 175 LUX 200 LUX 250 LUX 300 LUX 350 LUX



Floor plan

Endress+Hauser Italia | Milan, Italy





Ceiling and pendant lamps

optiframe



OptiFrame revolutionises office lighting concept. No ceiling fittings or large recessed casings, just light lines installed at the reticular structure of the dropped ceiling or recessed mounting, fully transparent when off. The light becomes a tapered sign with an almost null aesthetic impact. Lit, OptiFrame strikes for its stylish lines and refined OptiLight Technology patterns.

Materials

Aluminium body
PMMA diffuser


Double design

They come in two versions, available both recess-mounted and replacing the dropped ceiling-mounted crosspiece. The model with extracted diffuser has a true light blade, a 4.5 cm and just 4 mm-thick PMMA profile, enhanced by the OptiLight Technology™ patterns. On the other hand, the flush-mounted model only shows the light effect of the flush-ceiling-mounted recessed diffuser, offering a sort of minimal light line.



OptiLight Technology™

The transparent PMMA surface has a special pattern consisting of laser micro-engravings which divert the photons conveying them bi-symmetrically, thus eliminating the occurrence of parasite light and reducing glaring drastically.



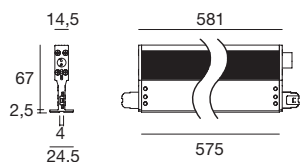
Modularity

Can be installed to replace the 60 cm profile that forms the 60x60 modular dropped ceiling. Provided with special springs on the two extremities of the profile, the article is quick and safe to install. Several straight line modules allows to create continuous lines and light large offices and spaces.

Also available in the recess-mounted version: Both applications come with a minimal aesthetic impact: with the equipment off, the high degree of transparency of PMMA allows the diffuser to be concealed, just leaving a glimpse of the architectural cleanness of the dropped ceiling.



OptiFrame_M | Ceiling luminaires | 190-250 V | topLED 13 W DC - 14,5 W AC

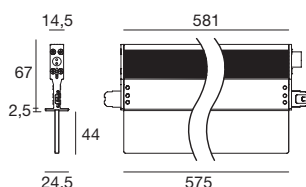



CRI 80

White	95379	3000 K	2048 lm	W	General	00
Black	95381	4000 K	2143 lm	N		
Grey	95380	5000 K	2143 lm	C		



OptiFrame_MF | Ceiling luminaires | 190-250 V | topLED 13 W DC - 14,5 W AC

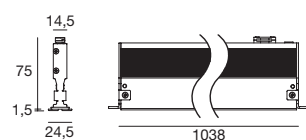



CRI 80

White	93496	3000 K	2048 lm	W	General	00
Black	93500	4000 K	2143 lm	N		
Grey	93504	5000 K	2143 lm	C		



OptiFrame_C | Ceiling luminaires | 190-250 V | topLED 25 W DC - 29 W AC

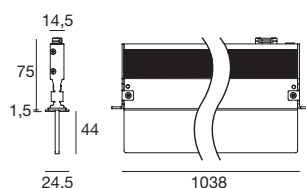


CRI 80

White	90435	3000 K	4096 lm	W	General	00
Black	90436	4000 K	4286 lm	N		
Grey	90437	5000 K	4286 lm	C		



OptiFrame_R | Ceiling luminaires | 190-250 V | topLED 25 W DC - 29 W AC



CRI 80

White	90432	3000 K	4096 lm	W	General	00
Black	90433	4000 K	4286 lm	N		
Grey	90434	5000 K	4286 lm	C		





Ceiling and pendant lamps

tour



Essential and practical, Tour allows redefining the lighting of large spaces: whether transit areas, retail contexts or open spaces designated for co-working, the various versions of direct light, indirect light with internal lateral or ceiling-mounted recessed emission revolutionise an iconic shape with redesigned applications, refined finishes and new installation technologies.

Materials



















Calendered aluminium body
Opaline polycarbonate diffuser



Ceiling and pendant lamps

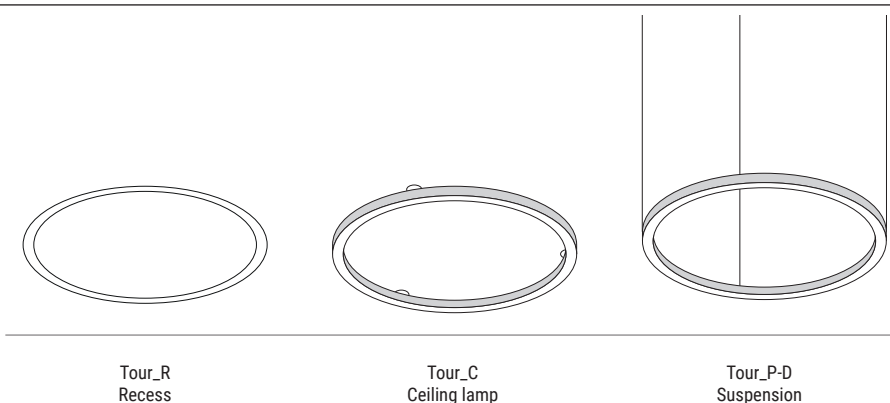
tour range



						
665 x 665 mm	-	Q - QV 45 W	-	90 W	-	-
740 mm	PD - PU 37,5 W	-	75 W	-	37,5 W	37,5 W
750 mm	PI 29 W	-	-	-	-	-
910 mm	PD - PU 45 W	-	90 W	-	-	-
940 mm	-	-	-	-	45 W	-
945 mm	PI 36,5 W	-	-	-	-	36,5 W
1265 x 1265 mm		Q 90 W	-	180 W	-	-
1430 mm	PD 70 W	-	140 W	-	-	-
1470 mm	-	-	-	-	70 W	-
1475 mm	PI 57,5 W	-	-	-	-	57,5 W
1665 x 1265 mm		Q 105 W	-	210 W	-	-
2450 mm	PD - PU 114 W	-	224 W	-	-	-
Finish						
CRI 92	3000K 4000K	3000K 4000K	3000K 4000K	3000K 4000K	3000K 4000K	3000K 4000K
Emission						
Driver	On/Off 1-10 V DALI	On/Off 1-10 V DALI	On/Off 1-10 V DALI	On/Off 1-10 V DALI	On/Off 1-10 V DALI	On/Off 1-10 V DALI


Application versatility

Tour's development process created the product as an application solution capable of adapting to any architectural need. In the suspension version, the support cables are the same that power-supply the product and they come 5 metres long on the four dimensions. Lastly, thanks to the ceiling-mounted version and recess, Tour becomes a dynamic element provided with a clean design without interfering with the style it is made of.



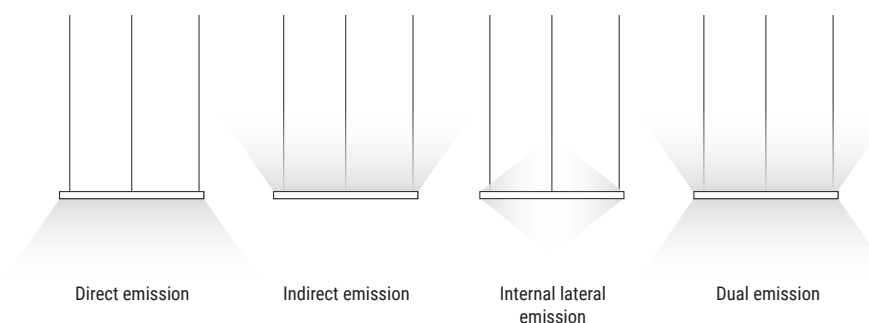
The ring

Tour comes with an extruded aluminium profile which places it in a class of its own due to its almost imperceptible size. Due to its prestigious six finishes, Tour becomes a reasoned all-around element suitable for any architectural solution.



Emissions range

Tour comes with four different emissions: direct, indirect, internal lateral and dual-side emission. Four lighting effects that can be combined with each other in countless combinations to transform the environments with a minimal and contemporary light sign.

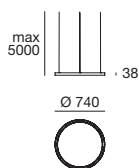


Harmonic diffusion

The opaline polycarbonate screen guarantees visual comfort and a perfect diffusion. Is easily removable thanks to a system equipped with a spring, patented and specially designed to perfectly adapt to the extruded element.



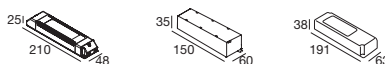
Tour_PD | Pendant Luminares | 24 V | topLED 37,5 W



RTG 64570W00
65112W00

White	64570	3000 K	4678 lm	W	General	00
Black	65112	4000 K	5006 lm	N		
Nickel	65113					
Gold	63726					
Bronze	65115					
Rosegold	65128					

Electronics

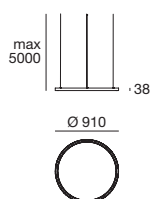


99374
ON/OFF
1 - 2 art.

99332
0/1-10V
1 - 4 art.

99722
DALI
1 - 3 art.

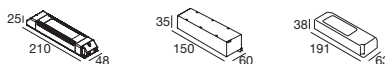
Tour_PD | Pendant Luminares | 24 V | topLED 45 W



RTG 64571W00
65116W00

White	64571	3000 K	5847 lm	W	General	00
Black	65116	4000 K	6139 lm	N		
Nickel	65117					
Gold	63727					
Bronze	65119					
Rosegold	65129					

Electronics

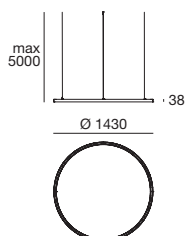
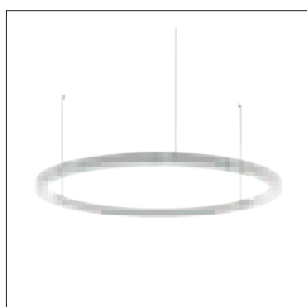


99374
ON/OFF
1 art.

99332
0/1-10V
1 - 3 art.

99722
DALI
1 - 2 art.

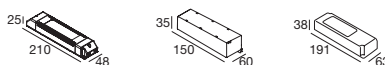
Tour_PD | Pendant Luminares | 24 V | topLED 70 W



RTG 64572W00
65120W00

White	64572	3000 K	9355 lm	W	General	00
Black	65120	4000 K	9823 lm	N		
Nickel	65121					
Gold	63728					
Bronze	65123					
Rosegold	65130					

Electronics

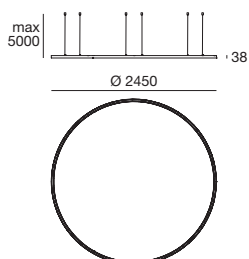



99374
ON/OFF
1 art.

99332
0/1-10V
1 - 2 art.

99722
DALI
1 art.

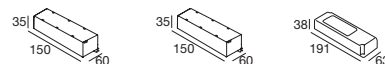
Tour_PD | Pendant Luminares | 24 V | topLED 114 W



RTG 64573W00
65124W00

White	64573	3000 K	15588 lm	W	General	00
Black	65124	4000 K	16367 lm	N		
Nickel	65125					
Gold	63729					
Bronze	65127					
Rosegold	65131					

Electronics



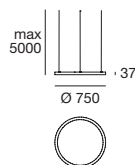
99331
ON/OFF
1 art.

99332
0/1-10V
1 art.

99722
DALI
1 art.

Tour_PI | Pendant Luminaires | 24 V | stripLED 29 W

III C.V. IP40

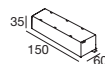


White	64577	3000 K	3000 lm	W	General	00
Black	65100	4000 K	3220 lm	N		
Nickel	65101					
Gold	63736					
Bronze	65103					
Rosegold	65132					

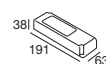
Electronics



99374
ON/OFF
1 - 2 art.



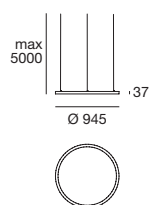
99332
0/1-10V
1 - 5 art.



99722
DALI
1 - 4 art.

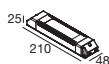
Tour_PI | Pendant Luminaires | 24 V | stripLED 36,5 W

III C.V. IP40

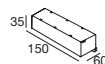


White	64579	3000 K	3785 lm	W	General	00
Black	65104	4000 K	4060 lm	N		
Nickel	65105					
Gold	63737					
Bronze	65107					
Rosegold	65133					

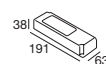
Electronics



99374
ON/OFF
1 - 2 art.



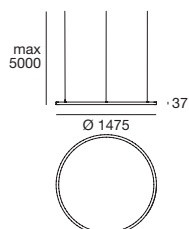
99332
0/1-10V
1 - 4 art.



99722
DALI
1 - 3 art.

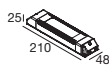
Tour_PI | Pendant Luminaires | 24 V | stripLED 57,5 W

III C.V. IP40

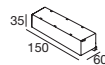


White	64581	3000 K	6000 lm	W	General	00
Black	65108	4000 K	6440 lm	N		
Nickel	65109					
Gold	63738					
Bronze	65111					
Rosegold	65134					

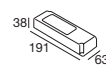
Electronics



99374
ON/OFF
1 art.

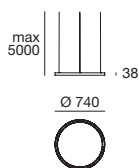


99332
0/1-10V
1 - 2 art.



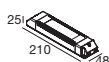
99722
DALI
1 - 2 art.

Tour_PU | Pendant Luminares | 24 V | topLED 37,5 W

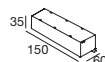


White	64583	3000 K	4678 lm	W	General	00
Black	64682	4000 K	5006 lm	N		
Nickel	64683					
Gold	63731					
Bronze	64685					
Rosegold	65135					

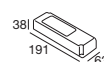
Electronics



99374
ON/OFF
1 - 2 art.

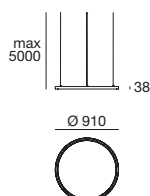
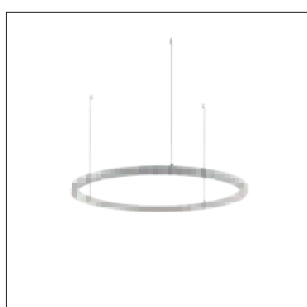


99332
0/1-10V
1 - 4 art.



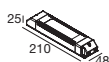
99722
DALI
1 - 3 art.

Tour_PU | Pendant Luminares | 24 V | topLED 45 W

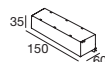


White	64584	3000 K	5847 lm	W	General	00
Black	64686	4000 K	6139 lm	N		
Nickel	64687					
Gold	63732					
Bronze	64689					
Rosegold	65136					

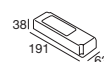
Electronics



99374
ON/OFF
1 art.

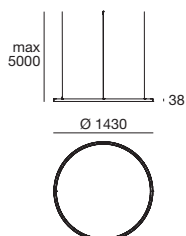
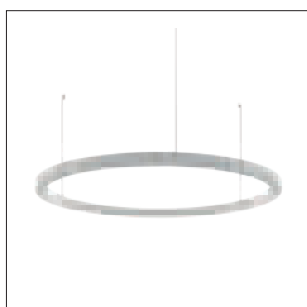


99332
0/1-10V
1 - 3 art.



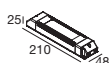
99722
DALI
1 - 2 art.

Tour_PU | Pendant Luminares | 24 V | topLED 70 W

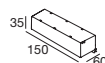


White	64585	3000 K	9355 lm	W	General	00
Black	64690	4000 K	9823 lm	N		
Nickel	64691					
Gold	63733					
Bronze	64693					
Rosegold	65137					

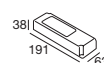
Electronics



99374
ON/OFF
1 art.

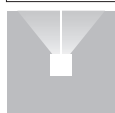
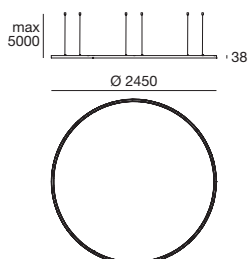



99332
0/1-10V
1 - 2 art.



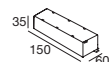
99722
DALI
1 art.

Tour_PU | Pendant Luminares | 24 V | topLED 114 W

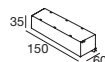


White	64587	3000 K	15588 lm	W	General	00
Black	64694	4000 K	16367 lm	N		
Nickel	64695					
Gold	63734					
Bronze	64697					
Rosegold	65138					

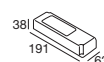
Electronics



99331
ON/OFF
1 art.



99332
0/1-10V
1 art.

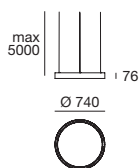


99722
DALI
1 art.



Ceiling and pendant lamps

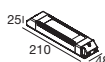
Tour_D | Pendant Luminaires | 24 V | topLED 75 W



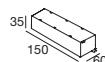
Use a dual driver for dual lighting

White	65300	3000 K	9356 lm	W	General	00
Black	65301	4000 K	10012 lm	N		
Nickel	65302					
Gold	63711					
Bronze	65304					
Rosegold	65305					

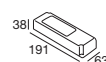
Electronics



99374
ON/OFF
1 art.

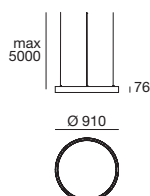


99332
0/1-10V
1 - 2 art.



99722
DALI
1 art.

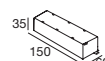
Tour_D | Pendant Luminaires | 24 V | topLED 90 W



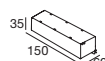
Use a dual driver for dual lighting

White	65306	3000 K	11894 lm	W	General	00
Black	65307	4000 K	12278 lm	N		
Nickel	65308					
Gold	63712					
Bronze	65310					
Rosegold	65311					

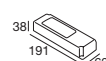
Electronics



99331
ON/OFF
1 art.

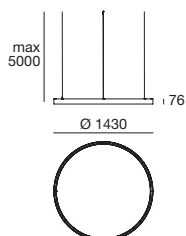


99332
0/1-10V
1 art.



99722
DALI
1 art.

Tour_D | Pendant Luminaires | 24 V | topLED 140 W



Use a dual driver for dual lighting

White	65312	3000 K	18710 lm	W	General	00
Black	65313	4000 K	19646 lm	N		
Nickel	65314					
Gold	63713					
Bronze	65316					
Rosegold	65317					

Electronics



99331
ON/OFF
1 art.

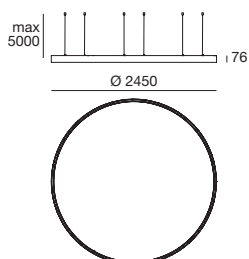


99332
0/1-10V
1 art.



99787
DALI
1 art.

Tour_D | Pendant Luminaires | 24 V | topLED 224 W



Use a dual driver for dual lighting

White	65318	3000 K	31176 lm	W	General	00
Black	65319	4000 K	32734 lm	N		
Nickel	65320					
Gold	63714					
Bronze	65322					
Rosegold	65323					

Electronics



99786
ON/OFF
1 art.

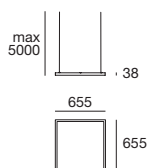


99787
DALI
1 art.



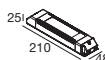
Ceiling and pendant lamps

Tour_Q | Pendant Luminaires | 24 V | topLED 45 W

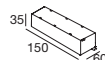


White	64360	3000 K	4810 lm	W	General	00
Black	64370	4000 K	5040 lm	N		

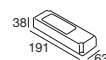
Electronics



99374
ON/OFF
1 art.



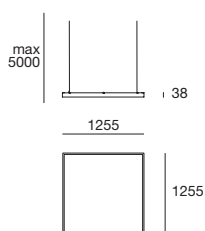

99332
0/1-10V
1 - 3 art.



99722
DALI
1 - 2 art.

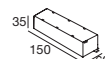


Tour_Q | Pendant Luminaires | 24 V | topLED 90 W

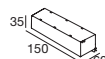


White	64361	3000 K	9619 lm	W	General	00
Black	64371	4000 K	10080 lm	N		

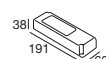
Electronics



99331
ON/OFF
1 art.



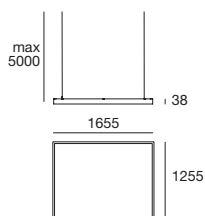

99332
0/1-10V
1 art.



99722
DALI
1 art.

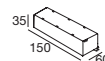


Tour_Q | Pendant Luminaires | 24 V | topLED 105 W

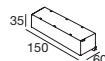


White	64362	3000 K	11222 lm	W	General	00
Black	64372	4000 K	11760 lm	N		

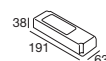
Electronics



99331
ON/OFF
1 art.



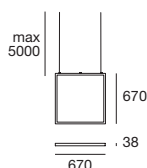
99332
0/1-10V
1 art.



99722
DALI
1 art.

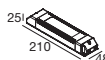


Tour_QV | Pendant Luminaires | 24 V | topLED 45 W

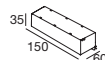


White	64260	3000 K	4810 lm	W	General	00
Black	64250	4000 K	5040 lm	N		

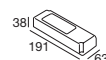
Electronics



99374
ON/OFF
1 art.



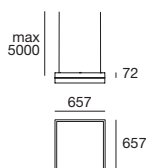
99332
0/1-10V
1 - 3 art.



99722
DALI
1 - 2 art.

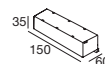


Tour_QD | Pendant Luminaires | 24 V | topLED 90 W

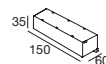


White	64363	3000 K	9619 lm	W	General	00
Black	64373	4000 K	10080 lm	N		

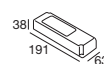
Electronics



99331
ON/OFF
1 art.

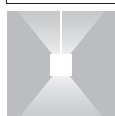
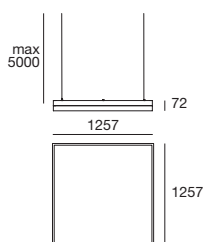


99332
0/1-10V
1 art.



99722
DALI
1 art.

Tour_QD | Pendant Luminaires | 24 V | topLED 180 W



White	64364	3000 K	18437 lm	W	General	00
Black	64374	4000 K	19320 lm	N		

Electronics

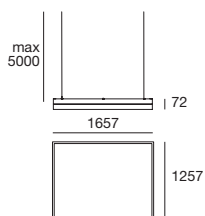


99786
ON/OFF
1 art.



99787
DALI
1 art.

Tour_QD | Pendant Luminaires | 24 V | topLED 210 W



White	64365	3000 K	21643 lm	W	General	00
Black	64375	4000 K	22680 lm	N		

Electronics



99786
ON/OFF
1 art.

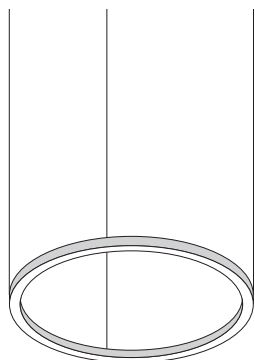


99787
DALI
1 art.

Single lighting remote driver configuration

Providing a Tour_PD composition with DALI remote driver.

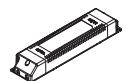
Selection Tour model



Selection suspension kit



Selection driver / controller



___ driver ON/OFF

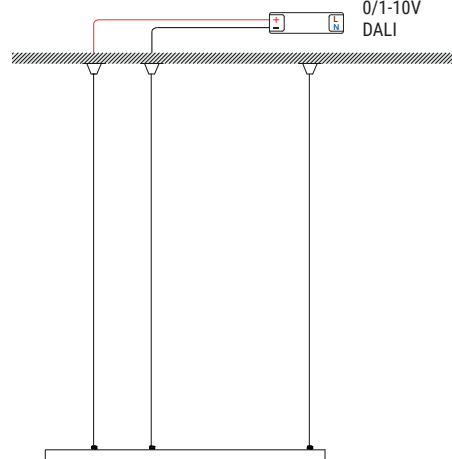


___ Driver 0/1-10V



___ Driver DALI

Final result



Driver:
ON/OFF
0/1-10V
DALI

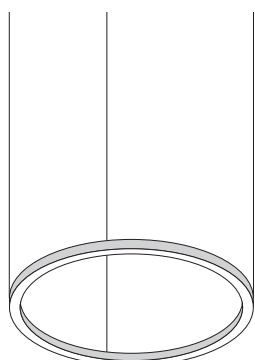
Ordering example:

n.1 art. 64570W00 (Tour_PD1) + n.1 art. 64575 (Suspensions) + n.1 art. 99722 (Driver DALI)

Dual lighting remote driver configuration

Providing a Tour_D composition with DALI remote driver which commands dual lighting.

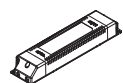
Selection Tour model



Selection suspension kit



Selection driver / controller



___ driver ON/OFF

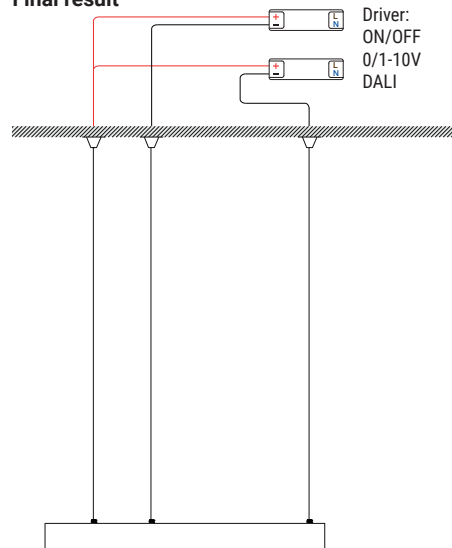


___ Driver 0/1-10V



___ Driver DALI

Final result

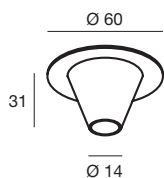


Driver:
ON/OFF
0/1-10V
DALI

Ordering example:

n.1 art. 65312W00 (Tour_D3) + n.1 art. 64575 (Suspensions) + n.2 art. 99722 (Driver DALI)

3 fixing kit Tour_R



For version ø 2450 requires 2x fixing kit with 3 cones each

type

White 64575

Black 64670

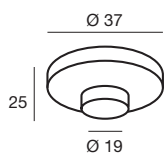
Nickel 64671

Gold 63700

Bronze 64673

Rosegold 65141

4 fixing kit Tour_Q

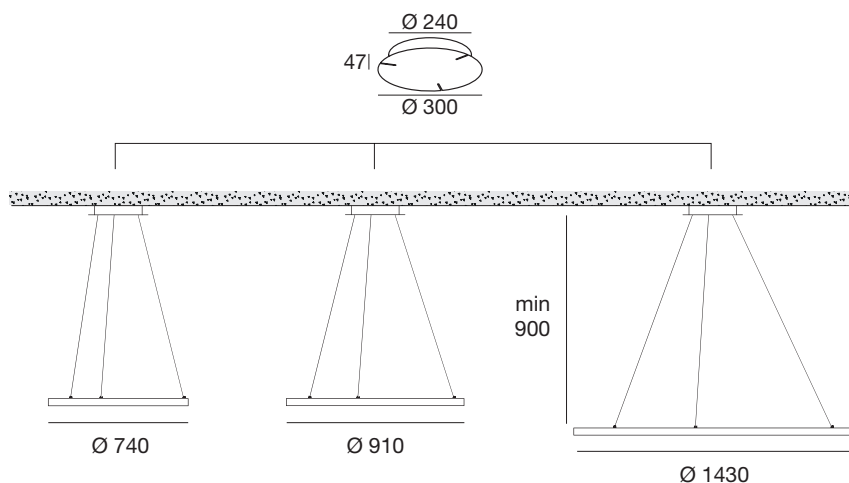


type

White 64270

Black 64240

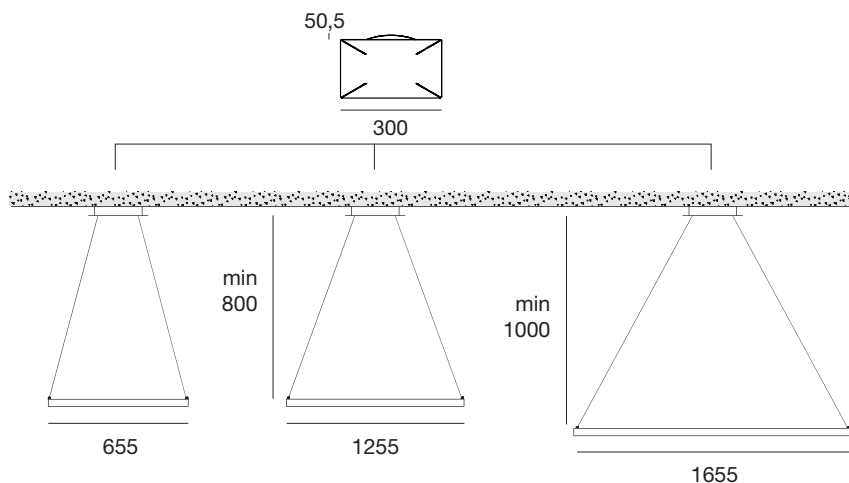
3-coupling point ceiling rose for one-side emission Tour R



Available for PD1 - PI1 - PU1 - PD2 - PI2 - PU2 - PD3 - PI3 - PU3

type	ON/OFF Max 75 W	DALI 0/1-10 V Max 75 W
White	64578	64586
Black	65142	65143
Nickel	65144	65145
Gold	63706	63707
Bronze	65148	65149
Rosegold	65150	65151

4-coupling point ceiling rose for one-side emission Tour Q

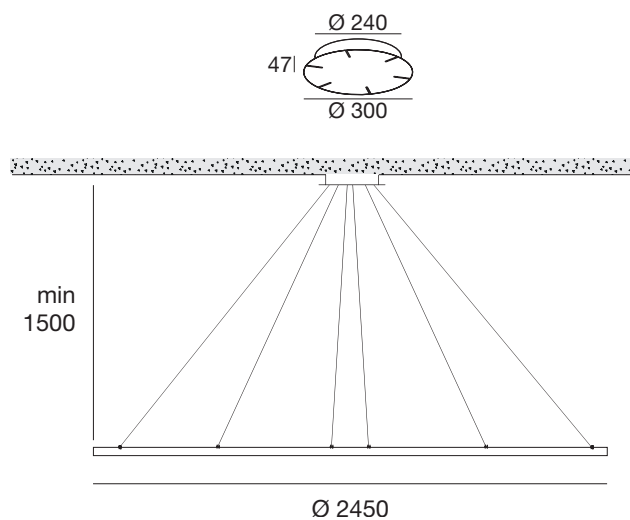


Available for one-side emission Tour Q

type	ON/OFF Max 75 W	DALI 0/1-10 V Max 75 W
White	64368	64388
Black	64369	64389

type	ON/OFF Max 150 W	DALI 0/1-10 V Max 150 W
White	64378	64398
Black	64379	64399

6-point coupling ceiling rose for 2450 mm-long one-side emission Tour R



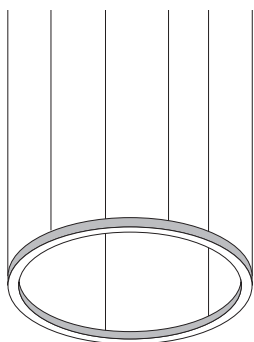
One side emission
Available for PD4 - PU4

type	ON/OFF Max 150 W	DALI Max 150 W
White	64580	64588
Black	65152	65153
Nickel	65154	65155
Gold	63708	63709
Bronze	65158	65159
Rosegold	65160	65161

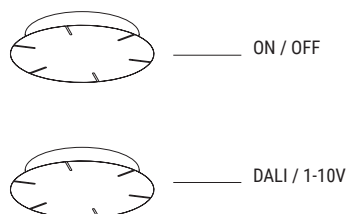
Configuration with 2450 dual-side emission central ceiling rose

Providing a Tour_D composition with ON / OFF or DALI central ceiling rose.

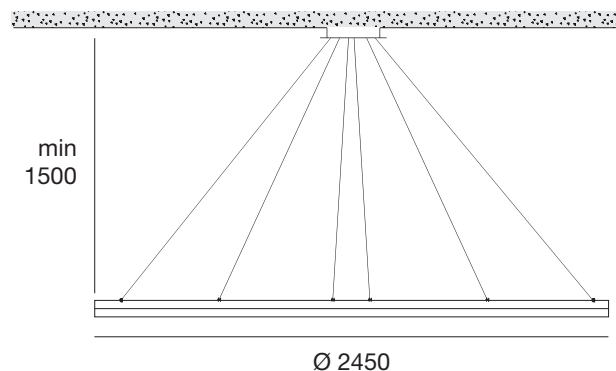
Selection Tour model



Selection of central ceiling rose



Final result



Ordering example:

n.1 art. 64570W00
(Tour_PD1)

+

n.1 art. 64578
(ON/OFF)

Coupling ceiling rose for dual-side emission Tour R

type	Available for D1-D2-D3	
	ON/OFF Max 75+75 W	DALI Max 75+75 W
White	65324	65325
Black	65326	65327
Nickel	65328	65329
Gold	63701	63702
Bronze	65332	65333
Rosegold	65334	65335

type	Available for D4	
	ON/OFF Max 150+150 W	DALI Max 150+150 W
White	65336	65337
Black	65338	65339
Nickel	65340	65341
Gold	63703	63704
Bronze	65344	65345
Rosegold	65346	65347

Coupling ceiling rose for dual-side emission Tour Q

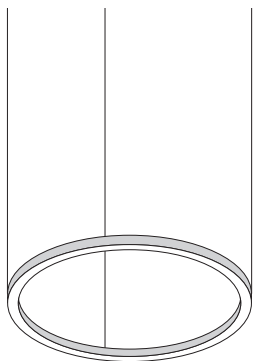
type	Available for dual-side emission Tour Q	
	ON/OFF Max 75 W + 75 W	DALI 0/1-10 V Max 75 W + 75 W
White	64358	64348
Black	64359	64349

type	Available for dual-side emission Tour Q	
	ON/OFF Max 150 W + 150 W	DALI 0/ -10 V Max 150 W + 150 W
White	64338	64328
Black	64339	64329

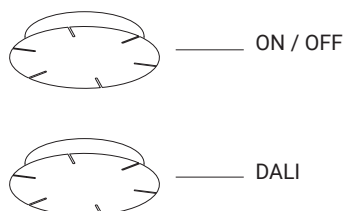
Configuration with central ceiling rose for compositions

Providing a Tour_PD, PU and D composition with central ceiling rose ON / OFF.

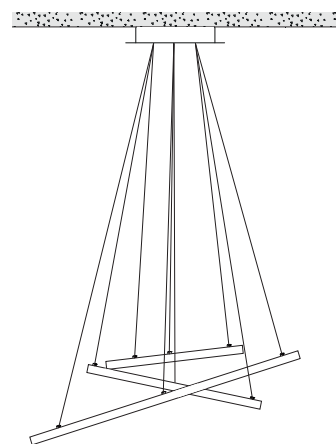
Selection Tour model



Selection of central ceiling rose



Final result



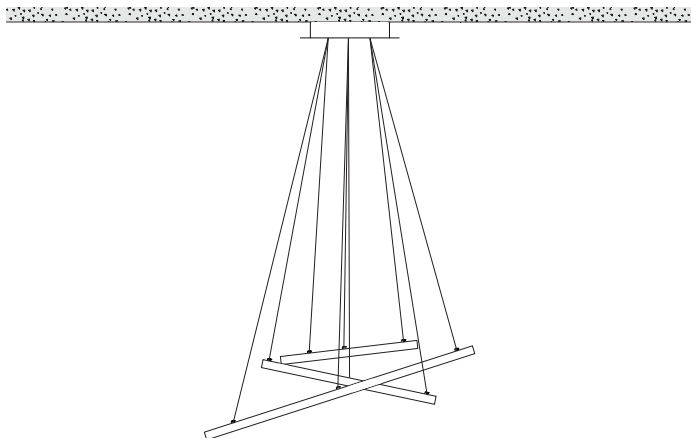
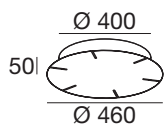
Ordering example:

n.1 art. 64570W00
n.1 art. 64584W00
n.1 art. 65312W00

+

n.1 art. 65412
(ON/OFF)

6-point ceiling rose for 3 tour fixing

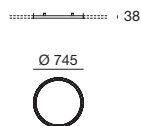


type	ON/OFF Max 450 W	DALI Max 450 W
White	65412	65418
Black	65413	65419
Nickel	65414	65398
Gold	63716	63717
Bronze	65416	65349
Rose gold	65417	65399

Tour_R | Integrated Luminaires | 24 V | topLED 37,5 W

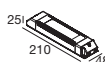


742

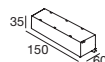


White	65420	3000 K	4678 lm	W	General	00
Black	65421	4000 K	5006 lm	N		
Nickel	65422					
Gold	63710					
Bronze	65424					
Rose gold	65425					

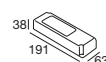
Electronics



99374
ON/OFF
1 - 2 art.



99332
0/1-10V
1 - 4 art.



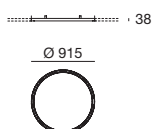
99722
DALI
1 - 3 art.



Tour_R | Integrated Luminaires | 24 V | topLED 45 W

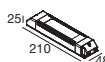


912

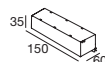


White	65426	3000 K	5847 lm	W	General	00
Black	65427	4000 K	6139 lm	N		
Nickel	65428					
Gold	63720					
Bronze	65430					
Rose gold	65431					

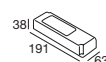
Electronics



99374
ON/OFF
1 art.



99332
0/1-10V
1 - 3 art.



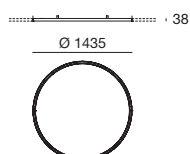
99722
DALI
1 - 2 art.



Tour_R | Integrated Luminaires | 24 V | topLED 70 W

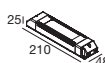


1432

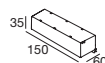


White	65432	3000 K	9355 lm	W	General	00
Black	65433	4000 K	9823 lm	N		
Nickel	65434					
Gold	63730					
Bronze	65436					
Rose gold	65437					

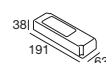
Electronics



99374
ON/OFF
1 art.



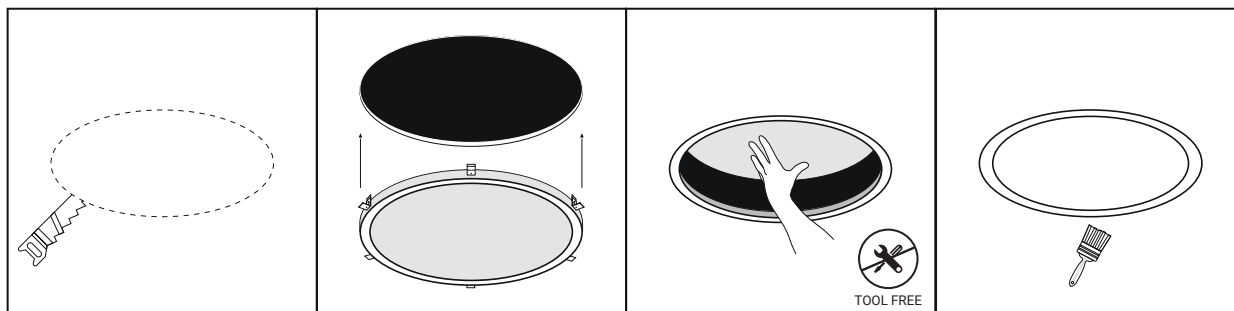
99332
0/1-10V
1 - 2 art.



99722
DALI
1 art.



Removal steps of the EPS element



Dropped ceiling section

Product insertion

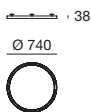
Removing cap

Painting and positioning the cap



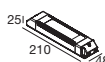
Tour_CD | Ceiling Light | 24 V | topLED 37,5 W

III C.V. ~~IP40~~

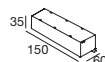


White	65350	3000 K	4678 lm	W	General	00
Black	65351	4000 K	5006 lm	N		
Nickel	65352					
Gold	63740					
Bronze	65354					
Rosegold	65355					

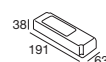
Electronics



99374
ON/OFF
1 - 2 art.



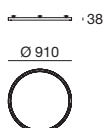
99332
0/1-10V
1 - 4 art.



99722
DALI
1 - 3 art.

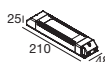
Tour_CD | Ceiling Light | 24 V | topLED 45 W

III C.V. ~~IP40~~

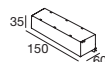


White	65356	3000 K	5847 lm	W	General	00
Black	65357	4000 K	6139 lm	N		
Nickel	65358					
Gold	63750					
Bronze	65360					
Rosegold	65361					

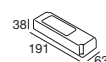
Electronics



99374
ON/OFF
1 art.



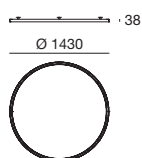
99332
0/1-10V
1 - 3 art.



99722
DALI
1 - 2 art.

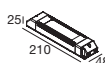
Tour_CD | Ceiling Light | 24 V | topLED 70 W

III C.V. ~~IP40~~

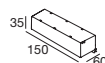


White	65362	3000 K	9355 lm	W	General	00
Black	65363	4000 K	9823 lm	N		
Nickel	65364					
Gold	63760					
Bronze	65366					
Rosegold	65367					

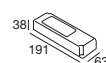
Electronics



99374
ON/OFF
1 art.

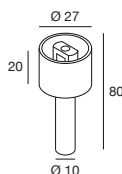


99332
0/1-10V
1 - 2 art.



99722
DALI
1 art.

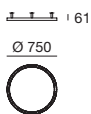
Spacer kit for Tour_C



White	65386
Black	65387
Nickel	65389
Gold	63724
Bronze	65390
Rosegold	65391

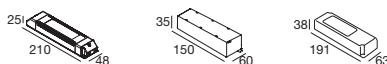
The Tour_C version comes with 23 mm-long spacers included.

Tour_CI | Ceiling_Wall Light | 24 V | stripLED 29 W



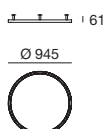
White	65368	3000 K	3000 lm	W	General	00
Black	65369	4000 K	3220 lm	N		
Nickel	65370					
Gold	63721					
Bronze	65372					
Rosegold	65373					

Electronics



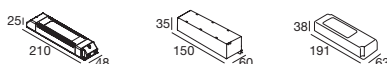
99374 ON/OFF 1 - 2 art.	99332 0/1-10V 1 - 5 art.	99722 DALI 1 - 4 art.
--------------------------------------	---------------------------------------	------------------------------------

Tour_CI | Ceiling_Wall Light | 24 V | stripLED 36,5 W



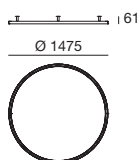
White	65374	3000 K	3785 lm	W	General	00
Black	65375	4000 K	4060 lm	N		
Nickel	65376					
Gold	63722					
Bronze	65378					
Rosegold	65379					

Electronics



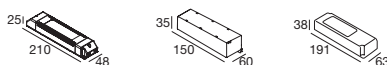
99374 ON/OFF 1 - 2 art.	99332 0/1-10V 1 - 4 art.	99722 DALI 1 - 3 art.
--------------------------------------	---------------------------------------	------------------------------------

Tour_CI | Ceiling_Wall Light | 24 V | stripLED 57,5 W



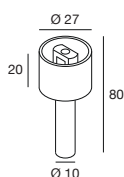
White	65380	3000 K	6000 lm	W	General	00
Black	65381	4000 K	6440 lm	N		
Nickel	65382					
Gold	63723					
Bronze	65384					
Rosegold	65385					

Electronics



99374 ON/OFF 1 art.	99332 0/1-10V 1 - 2 art.	99722 DALI 1 - 2 art.
----------------------------------	---------------------------------------	------------------------------------

Spacer kit for Tour_C



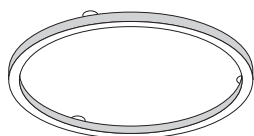
White	65386
Black	65387
Nickel	65389
Gold	63724
Bronze	65390
Rosegold	65391

The Tour_C version comes with 23 mm-long spacers included.

Configuration of Tour_C with spacer kit

Providing an ON/OFF composition. Tour_CI, CD with spacer kit. Tour_C is distributed including 23 mm spacers which can be possibly replaced by the suspension kit to extend the distance from the ceiling.

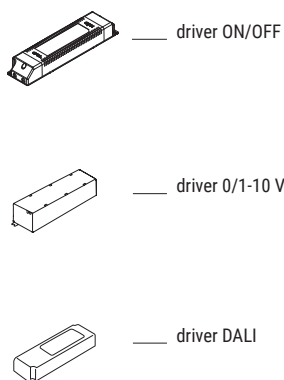
Selection Tour model



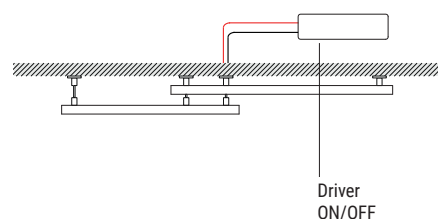
Selection suspension kit



Selection driver / controller



Final result



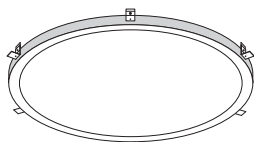
Ordering example:

n.1 art. 65368W00 + n.1 art. 65386 (spacer kit) + n.1 art. 99374 (driver ON/OFF)
n.1 art. 65356W00

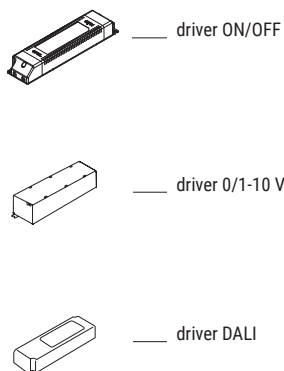
Recess Tour configuration

Providing an ON/OFF configuration with Tour_R.

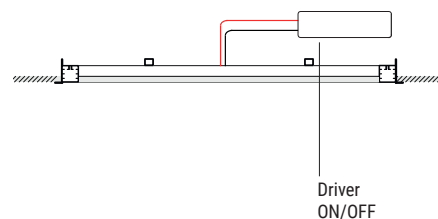
Selection Tour model



Selection driver / controller




Final result



Ordering example:

n.1 art. 65420W00 + n.1 art. 99374 (driver ON/OFF)



Ceiling and pendant lamps

pool



The Pool circular lamps range of products allows obtaining highly scenographic compositions fully exploiting the simplicity of the circle, the archetype shape homogeneously filled and highlighted by the light. Though it comes with a practical design, Pool surprisingly arouses emotions.

Materials


Aluminium body







Opaline polycarbonate diffuser



Ceiling and pendant lamps

pool range



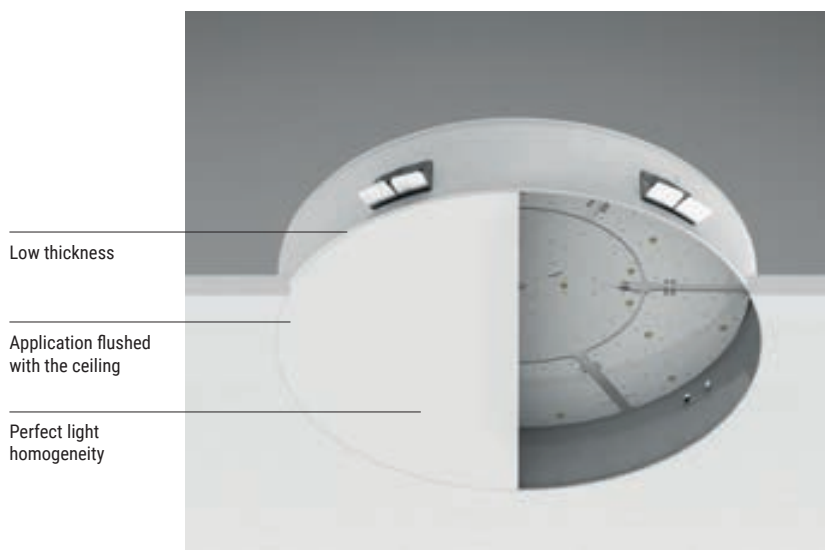
			
Ø 352 mm	20 W	20 W	20 W
Ø 652 mm	60 W	60 W	60 W
Ø 952 mm	120 W	120 W	120 W
Finish			
CRI 80	3000K 4000K	3000K 4000K	3000K 4000K
Optics	General	General	General
Electronics	On/Off DALI	On/Off DALI	On/Off DALI

Furnishing with light

Light technology meets design precision. Visual comfort finds its most rational form, exploiting the simplicity of pure geometry to create a scenographic effect.

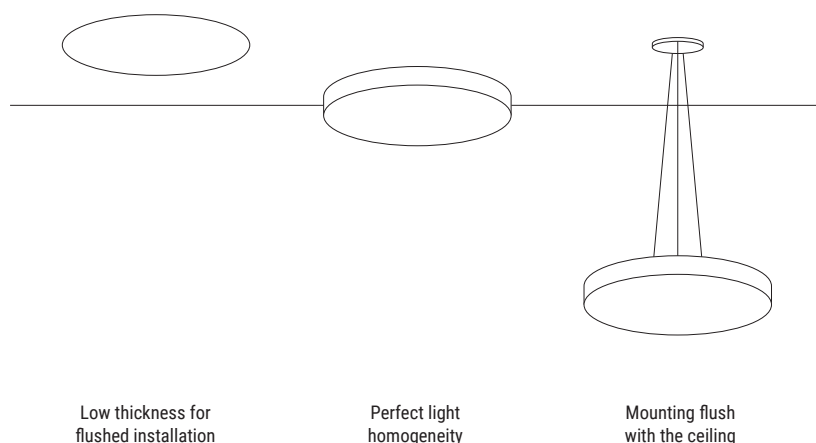
DALI version

The Pool range of products offers the possibility to select the recessed, ceiling-mounted and suspension versions with the DALI dimming protocol: given the large dimensions of the lamps and the extensive overall power achievable, opting for the versatility of the DALI solutions considerably simplifying the management of the various light parameters is of crucial importance.



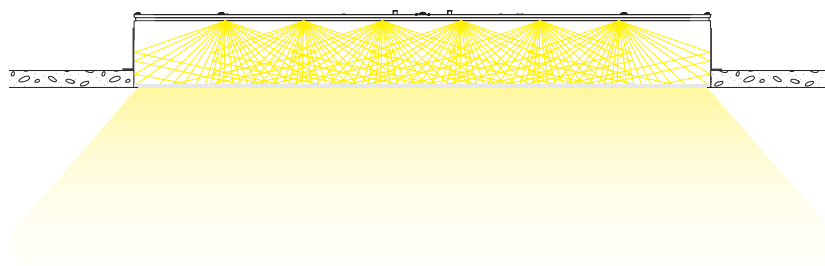
Multiple installation

Pool offers a range of products capable of meeting any project needs; irrespective of the type of installation required (recessed, surface of suspension) the body is fully concealed from view, while the slim polycarbonate diffuser offers low luminance, which translates into a soft and comfortable light; or even more it creates a striking light circle, in the version with perimeter circle.



Controlled emission

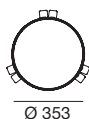
The opaline polycarbonate diffuser guarantees full control of the light emission, thus allowing to combine and direct the photons emitted by the light source without lenses or filters. Visually, the effect is cosy, the light appears soft and well diffused.



Pool_C | Recessed lights | 220-240 V | topLED 20 W DC - 24 W AC



355



ON/OFF - CRI 80

White	62931	3000 K	2730 lm	W	General	00
		4000 K	2925 lm	N		

DALI - CRI 80

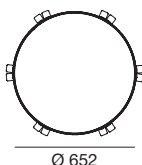
White	62934	3000 K	2730 lm	W	General	00
		4000 K	2925 lm	N		



Pool_C | Recessed lights | 220-240 V | topLED 60 W DC - 65,4 W AC



655



ON/OFF - CRI 80

White	62932	3000 K	8190 lm	W	General	00
		4000 K	8775 lm	N		

DALI - CRI 80

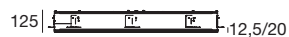
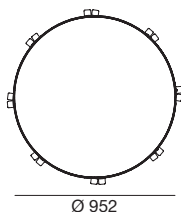
White	62935	3000 K	8190 lm	W	General	00
		4000 K	8775 lm	N		



Pool_C | Recessed lights | 220-240 V | topLED 120 W DC - 130,8 W AC



955



ON/OFF - CRI 80

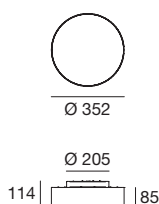
White	62933	3000 K	16380 lm	W	General	00
		4000 K	17550 lm	N		

DALI - CRI 80

White	62936	3000 K	16380 lm	W	General	00
		4000 K	17550 lm	N		



Pool_S | Ceiling Lights | 100-240 V | topLED 20 W DC - 24 W AC



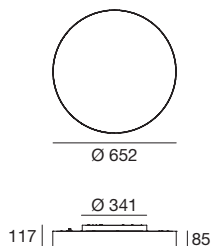
ON/OFF - CRI 80

White	62911	3000 K	2730 lm	W	General	00
		4000 K	2925 lm	N		

DALI - CRI 80

White	62923	3000 K	2730 lm	W	General	00
		4000 K	2925 lm	N		

Pool_S | Ceiling Lights | 220-240 V | topLED 60 W DC - 65,4 W AC



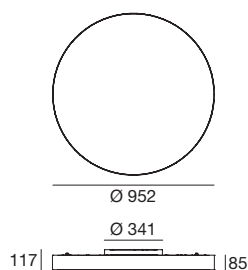
ON/OFF - CRI 80

White	62912	3000 K	8190 lm	W	General	00
		4000 K	8775 lm	N		

DALI - CRI 80

White	62922	3000 K	8190 lm	W	General	00
		4000 K	8775 lm	N		

Pool_S | Ceiling Lights | 220-240 V | topLED 120 W DC - 130,8 W AC



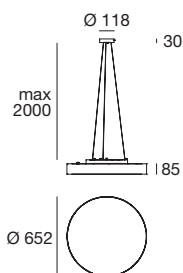
ON/OFF - CRI 80

White	62915	3000 K	16380 lm	W	General	00
		4000 K	17550 lm	N		

DALI - CRI 80

White	62925	3000 K	16380 lm	W	General	00
		4000 K	17550 lm	N		

Pool_P | Pendant Luminaires | 220-240 V | topLED 60 W DC - 65,4 W AC



ON/OFF - CRI 80

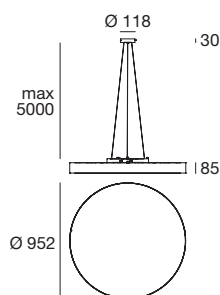
White	62916	3000 K	8190 lm	W	General	00
		4000 K	8775 lm	N		

DALI - CRI 80

White	62926	3000 K	8190 lm	W	General	00
		4000 K	8775 lm	N		



Pool_P | Pendant Luminaires | 220-240 V | topLED 120 W DC - 130,8 W AC



ON/OFF - CRI 80

White	62921	3000 K	16380 lm	W	General	00
		4000 K	17550 lm	N		





Ceiling and pendant lamps

baton



Classy and discreet, Baton is perfect as a single light point when it comes to creating refined atmospheres, or it can be installed in compositions with various finishes and heights, for more extensive serial lighting suitable for horizontal surfaces.


Materials
Steel body



Ceiling and pendant lamps

baton lighting concept

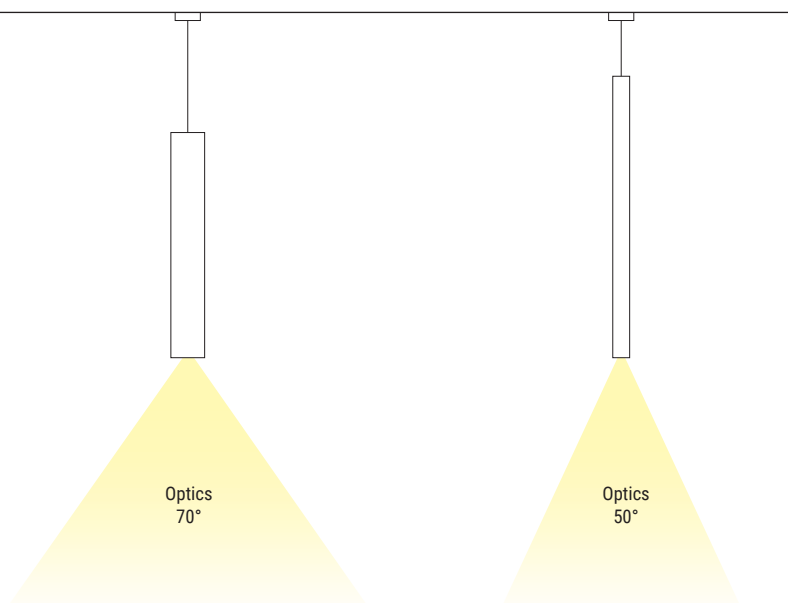


	2 W	3 W	7,3 W
_P 	-	32 x 350 mm 32 x 500 mm	60 x 250 mm 60 x 400 mm
_R 	30 x 30 mm	-	80 x 120 mm
_Q 	30 x 30 mm	-	80 x 120 mm 80 x 200 mm
Finish			
CRI 92	3000K 4000K 5000K	3000K 4000K	3000K 4000K
Optics	Spot Medium Flood Flood Wide Flood	Flood	Flood
Driver 	On/Off	-	-
Driver 	-	On/Off	On/Off

Controlled emission

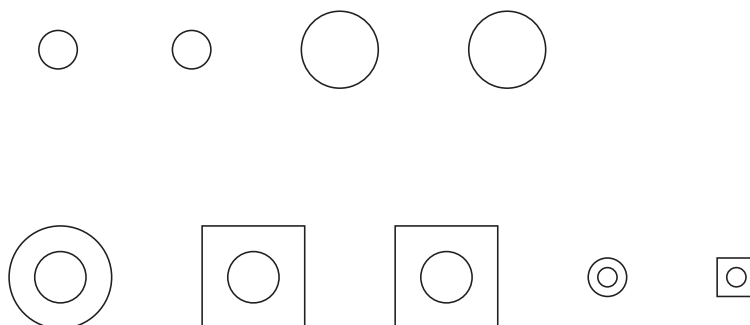
Baton creates high contrast light effects. The lens integrated in the body creates a light beam characterised by clear-cut edges capable of casting any lit subject.

The receded position of the LED makes this suspension extremely comfortable to view, perfect, for example, for lighting cafeteria tables and counters.





Range

Two sections in four different lengths characterise the versions available in this range. Though extremely minimal is used alone, Baton can become incredibly scenographic if combined in multiple composition playing with the various available shapes.

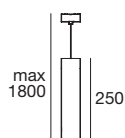


Finishes

The lighting bodies, painted with white matt or black matt finish powders, perfectly merge with the architectural space. The internal of the optical unit characterises the product with a slight colour accent, declined in matt black and gold black.



Baton_P | Pendant Luminares | 220-240 V | arrayLED 7,3 W DC - 9 W AC



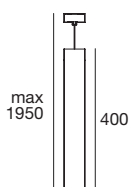
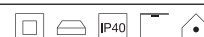
Ø 60 |

CRI 80

White Bk	64742	3000 K	988 lm	W	Flood	70
White Au	64741	4000 K	1058 lm	N		
Black Au	64754					



Baton_P | Pendant Luminares | 220-240 V | arrayLED 7,3 W DC - 9 W AC



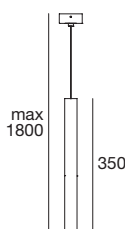
Ø 60 |

CRI 80

White Bk	64744	3000 K	988 lm	W	Flood	70
White Au	64743	4000 K	1058 lm	N		
Black Au	64755					



Baton_P | Pendant Luminares | 220-240 V | arrayLED 3 W DC - 5 W AC



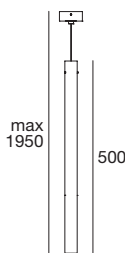
Ø 32 |

CRI 80

White Bk	64785	3000 K	325 lm	W	Flood	50
White Au	64786	4000 K	351 lm	N		
Black Au	64787					



Baton_P | Pendant Luminares | 220-240 V | arrayLED 3 W DC - 5 W AC



Ø 32 |

CRI 80

White Bk	64782	3000 K	325 lm	W	Flood	50
White Au	64783	4000 K	351 lm	N		
Black Au	64784					





Ceiling and pendant lamps

Baton_R | Ceiling luminaires | powerLED 2 W 630 mA



30 |

Ø30



CRI 80

White	91328	3000 K	233 lm	W	Spot	10
		4000 K	249 lm	N	Medium Flood	30
		5000 K	266 lm	C	Flood	50
					Flood	70
					Wide Flood	12

Electronics



89147
ON/OFF
1 - 2 art.



99710
0/1-10V converter
1 art.

+ driver CV 24V



99713
DALI converter
1 art.

+ driver CV 24V

Baton_R | Ceiling Lights | 220-240 V | 7,3 W DC - 8,5 W AC



Ø 80 |

120 |



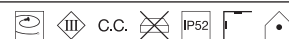
CRI 80

White	64747	3000 K	988 lm	W	Flood	60
White Bk	64749	4000 K	1058 lm	N		
White Au	64738					

Doulgerakis Residence | Voula, Greece



Baton_Q | Ceiling luminaires | powerLED 2 W 630 mA



30 |



□30



CRI 80

White	91330	3000 K	233 lm	W	Spot	10
		4000 K	249 lm	N	Medium Flood	30
		5000 K	266 lm	C	Flood	50
					Flood	70
					Wide Flood	12

Electronics



89147

ON/OFF
1 - 2 art.



99710

0/1-10V converter
1 art.

+ driver CV 24V



99713

DALI converter
1 art.

+ driver CV 24V



Baton_Q | Ceiling Lights | 220-240 V | 7,3 W DC - 8,5 W AC



□80 |



120 |



CRI 80

White	64756	3000 K	988 lm	W	Flood	60
White Bk	64745	4000 K	1058 lm	N		
White Au	64739					

Baton_Q | Ceiling Lights | 220-240 V | 7,3 W DC - 8,5 W AC



□80 |




200 |



CRI 80

White	64757	3000 K	988 lm	W	Flood	60
White Bk	64746	4000 K	1058 lm	N		
White Au	64740					

cell_C

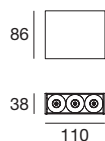


A family of ceiling-mounted multi-optical spots for interior. The single cut-off cells guarantee full control of light emission: each single light blends, giving back a homogeneous lighting; the light sources are recessed and shielded.

Materials

Aluminium body and frame

Cell_C | Ceiling lights | 3 x powerLEDs 2 W | 5 W DC - 7 W AC

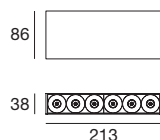


CRI 80*/92

Wh	Bk	65190	2700 K	402 lm	M	Spot	15
			3000 K	459 lm	W	Medium Flood	30
			4000 K*	639 lm	N	Flood	45



Cell_C | Ceiling lights | 6 x powerLEDs 2 W | 9 W DC - 11 W AC



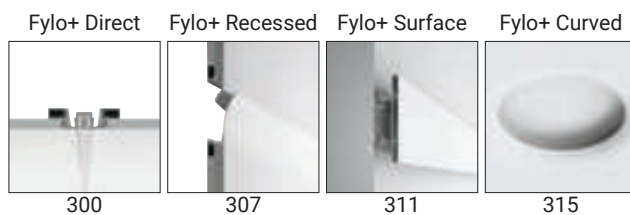
CRI 80*/92

Wh	Bk	65192	2700 K	804 lm	M	Spot	15
			3000 K	918 lm	W	Medium Flood	30
			4000 K*	1278 lm	N	Flood	45



linear system range index


Fylo+




Ink




Rollip




Shore




Trail




Archicove




Ice-Cut




Reika




Lafina







fylo+



The integrated slim light system offered by the Fylo+ system designs unique paths, highlights the volumes of the environments or creates a visual guide for directing in the space. The extensive range of shapes and sections available for recessed and surface installations make Fylo+ extraordinarily versatile.


Materials

Aluminium profile

Quartz powder resin and mixed construction site material



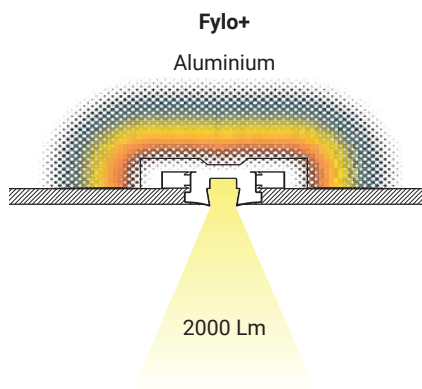
fylo+ range



	Direct	Recessed	Surface
Lenght	1000 mm 2000 mm Custom 1100 - 1900 mm (min. 100 mm)	1000 mm 2000 mm Custom 1100 - 1900 mm (min. 100 mm)	1000 mm 2000 mm Custom 1100 - 1900 mm (min. 100 mm)
LED source	Inflex LED Strip	Inflex LED Strip	Inflex LED Strip
Driver	On/Off DALI	On/Off DALI	On/Off DALI


More light, more efficiency

The choice of aluminium, lightened due to the specific design developed for the profiles section, allows to exploit the surface of the module as a diffuser enhancing the light performance available for the range of products.



Continuous line

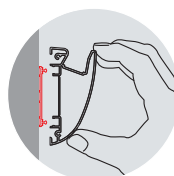
The new ROLL DIFFUSER was designed to create continuous light lines. Once coupled at the ends, the special polycarbonate reel unwinds following the profile along its entire length: this solution allows avoiding complex installation operations, replaced by a single, simple assembly operations with drastically reduced times. With the equipment lit, the diffuser screens and harmonises the light emitted by the source, reducing glaring drastically even when observed directly.



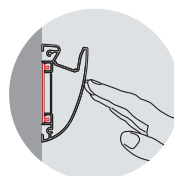
Quick installation

The profiles are snap-coupled on a dedicated bracket. Special plastic elements were introduced into the rear of the profiles, in the linear guides where they slide. Fixing is not bound to a pre-established point and so it can be installed as the installation technician wishes.

Fylo+ Surface

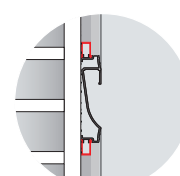
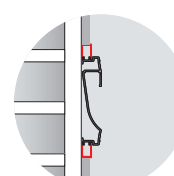


Bring the profile closer to the bracket



Push the product firmly against the bracke

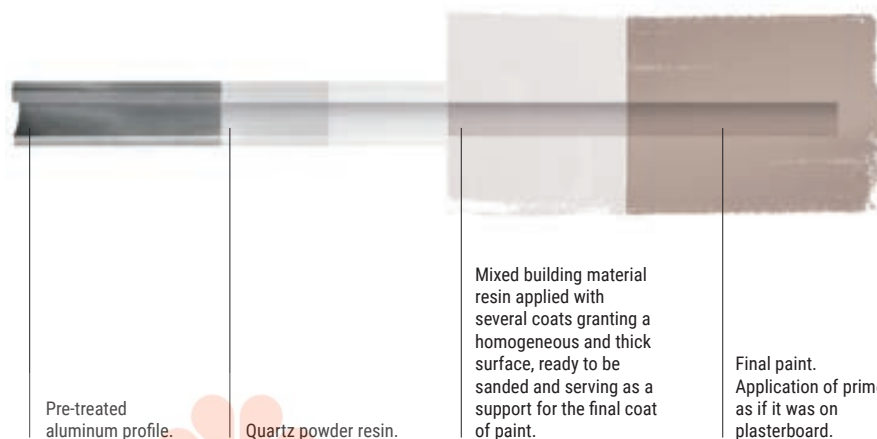
Fylo+ Recessed



Fylo+ Recessed is provided for cardboard wall-mounted installation. For installation on existing walls is sufficient to remove the lateral flaps included in the profile.

Installation process

Fylo+ keeps the aesthetics intact as compared to the previous versions. Once installed, the profiles are concealed fully camouflaging with the surrounding architecture; the integrated light concept allows to customise the spaces with unique and precious light details.



Fylo_Direct




65180 - 65181

65042 - 65043

63605 - 63615 - 63625 - 63635 - 63645

Fylo_Recessed



65006 - 65007

65003 - 65004

65027 - 65028

65027 + 65088
65028 + 65088

65027 + 65089
65028 + 65089

65009 - 65010

65012 - 65013

65185 - 65186

Fylo_Surface



65015 - 65016

65018 - 65019

65021 - 65022

65024 - 65025

65021 + 65099
65022 + 65099

Fylo+ Direct_1 Reel diffuser | Recessed linear light



type	L mm	
White	1000	65180
White	2000	65181
White	custom	65187*

The modules must be completed with light source and power supply.


* Selecting the "Custom" code allows ordering the desired profile length from a minimum of 1.1 m to a maximum of 1.9 m. For example, to request 1,3 m of Fylo+ it will be sufficient to order 1.3 x 65187.

Accessories

65184 Opaline diffuser L roller 5 m	65183 Opaline diffuser L roller 10 m	65182 Opaline diffuser L roller 20 m	62900 Outer casing for dropped ceiling

RTG 65180
65181

Fylo+ | Light units - Inflex | topLED 7W



CRI80		colour	optics
Master+Slave	65050W	L 2x500 mm 3000 K	2x650 lm 2 pcs general
Master+Slave	65050N	L 2x500 mm 4000 K	2x650 lm 2 pcs general
Slave	65051W	L 10x500 mm 3000 K	10x650 lm 10 pcs general
Slave	65051N	L 10x500 mm 4000 K	10x650 lm 10 pcs general
Slave	65052W	L 2x500 mm 3000 K	2x650 lm 2 pcs general
Slave	65052N	L 2x500 mm 4000 K	2x650 lm 2 pcs general



LED bars section
Should the total measurement be lesser that a multiple of 500 mm, using a hand saw the led bar can be cut into multiple pieces measuring 100 mm being keen to position the blade at the point indicated in the figure. An erroneous cutting will jeopardise the operation of the bar.

Electronics

99374 ON/OFF 1 - 10 art.	99332 0/1-10V 1 - 21 art.	99722 DALI 1 - 17 art.

RTG

Fylo+ | Light units - LED Strips



type	
▶ 941	Ribbon
▶ 943	Dropper


Electronics

99374 ON/OFF 75 W	99332 0/1-10V 150 W	99722 DALI 120 W

RTG

Fylo+ Direct_2 | Recessed linear light | 100-264 V | topLED 14,5 W 500 mA

⏚ C.C.   



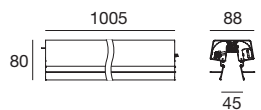

58 x 1005

Anod. Al. **65042**

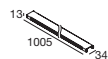
2700 K 2020 lm **M**
3000 K 2200 lm **W**

General

00



Accessories



65056
Opaline diffuser
1pc
L 1 m



65057
Opaline diffuser
1pc
L 2 m



65044
Sealing caps
2 pcs



60127
Electrical connectors
3 poles




62180
Joints

The modules are complete with light source and power supply.

Fylo+ Direct_2 | Recessed linear light | 198-264 V | topLED 29 W 1050 mA

⏚ C.C.   



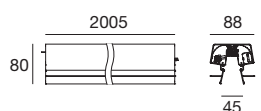

58 x 2005

Anod. Al. **65043**

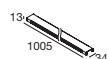
2700 K 4040 lm **M**
3000 K 4400 lm **W**

General

00



Accessories



65056
Diffuser
1pc
L 1 m



65057
Opaline diffuser
1pc
L 2 m



65044
Sealing caps
2 pcs




60127
Electrical connectors
3 poles



62180
Joints

The modules are complete with light source and power supply.

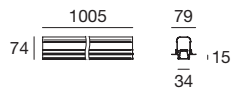
Fylo+ Direct_3 | Recessed linear light | 100-264 V | topLED 14,5 W 500 mA



Anod. Al. **63605**

2700 K 2020 lm **M**
3000 K 2200 lm **W**

General **00**



Accessories



63601
Sealing caps



62180
Joints



60127
Electrical connectors
3 poles

The modules are complete with light source, power supply and opaline profile.

Fylo+ Direct_3 | Recessed linear light | 198-264 V | topLED 21,5 W 700 mA



Anod. Al. **63615**

2700 K 3030 lm **M**
3000 K 3300 lm **W**

General **00**



Accessories



63601
Sealing caps



62180
Joints



60127
Electrical connectors
3 poles

The modules are complete with light source, power supply and opaline profile.

Fylo+ Direct_3 | Recessed linear light | 198-264 V | topLED 29 W 1050 mA



Anod. AL. **63625**

2700 K	4040 lm	M
3000 K	4400 lm	W

General **00**



Accessories



63601
Sealing caps



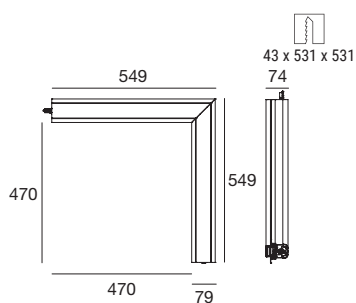
62180
Joints



60127
Electrical connectors
3 poles

The modules are complete with light source, power supply and opaline profile.

Fylo+ Direct_3 left corner | Recessed linear light | 100-264 V | topLED 14,5 W 500 mA



Anod. AL. **63645**

2700 K	2020 lm	M
3000 K	2200 lm	W

General **00**

Accessories



63601
Sealing caps



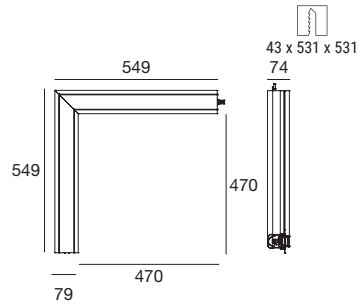
62180
Joints



60127
Electrical connectors
3 poles

The modules are complete with light source, power supply and opaline profile.

Fylo+ Direct_3 right corner | Recessed linear light | 100-264 V | topLED 14,5 W 500 mA



Anod. Al. **63635**

2700 K	2020 lm	M
3000 K	2200 lm	W

General **00**

Accessories



63601
Sealing caps



62180
Joints



60127
Electrical connectors
3 poles

Accessories and composition



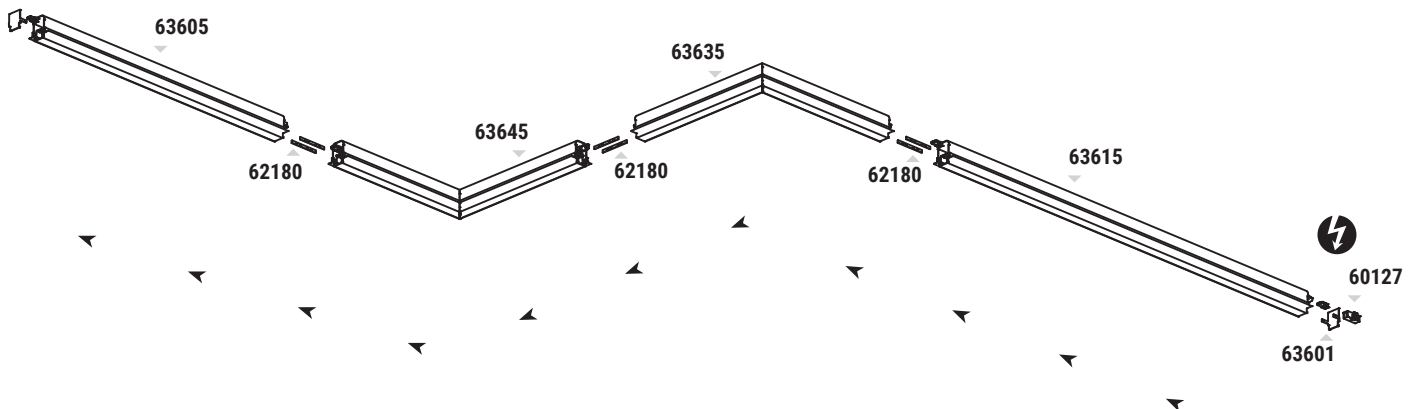
63601
Sealing caps



62180
Joints



60127
Electrical connectors
3 poles

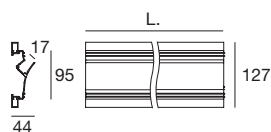


Maximum length for single power supply 50 mt





Fylo+ Recessed_1 | Recessed linear light body



The modules must be completed with light source and power supply.

* Selecting the "Custom" code allows ordering the desired profile length from a minimum of 1.1 m to a maximum of 1.9 m. For example, to request 1,3 m of Fylo+ it will be sufficient to order 1.3 x 65059.

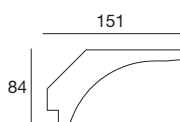
type L mm

White	1000	65027
White	2000	65028
White	custom	65032*

Accessories

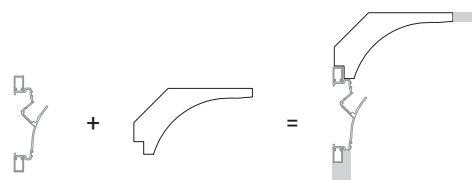
<p>65054 Opaline diffuser 1pc L 1 m</p>	<p>65055 Opaline diffuser 5pc L 1 m</p>	<p>62900 Outer casing for dropped ceiling</p>
------------------------------------------------------------	------------------------------------------------------------	--------------------------------------------------------------

Canal accessories



type L mm

White	1000	65088
-------	------	--------------

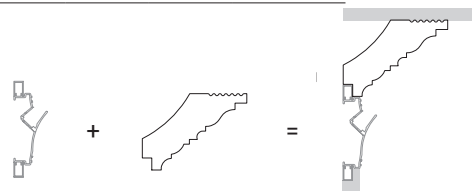


65027 **65088** **Fylo+ recessed**



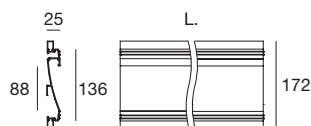
type L mm

White	1000	65089
-------	------	--------------



65027 **65089** **Fylo+ recessed**

Fylo+ Recessed_2 | Recessed linear light body



The modules must be completed with light source and power supply.

* Selecting the "Custom" code allows ordering the desired profile length from a minimum of 1.1 m to a maximum of 1.9 m. For example, to request 1,3 m of Fylo+ it will be sufficient to order 1.3 x 65059.


type L mm

White	1000	65006
White	2000	65007
White	custom	65045*

Accessories

<p>65054 Opaline diffuser 1pc L 1 m</p>	<p>65055 Opaline diffuser 5pc L 1 m</p>	<p>62900 Outer casing for dropped ceiling</p>
------------------------------------------------------------	------------------------------------------------------------	--------------------------------------------------------------

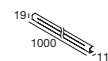
Fylo+ Recessed_3 | Recessed linear light body



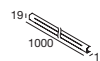
type L mm

White	1000	65003
White	2000	65004
White	custom	65046*

Accessories



65054
Opaline diffuser
1pc
L 1 m



65055
Opaline diffuser
5pc
L 1 m



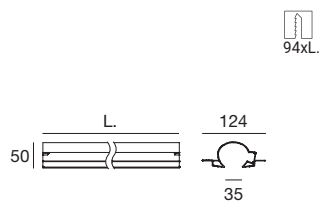
62900
Outer casing for
dropped ceiling

The modules must be completed with light source and power supply.

* Selecting the "Custom" code allows ordering the desired profile length from a minimum of 1.1 m to a maximum of 1.9 m. For example, to request 1,3 m of Fylo+ it will be sufficient to order 1.3 x 65059.

RTG 65003
65004

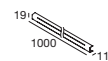
Fylo+ Recessed_4 | Recessed linear light body



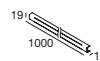
type L mm

White	1000	65009
White	2000	65010
White	custom	65047*

Accessories



65054
Opaline diffuser
1pc
L 1 m



65055
Opaline diffuser
5pc
L 1 m



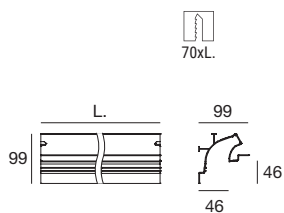
62900
Outer casing for
dropped ceiling

The modules must be completed with light source and power supply.

* Selecting the "Custom" code allows ordering the desired profile length from a minimum of 1.1 m to a maximum of 1.9 m. For example, to request 1,3 m of Fylo+ it will be sufficient to order 1.3 x 65059.

RTG 65009
65010

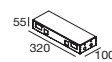
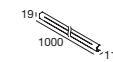
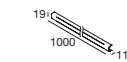
Fylo+ Recessed_5 | Recessed linear light body



type L mm

White	1000	65012
White	2000	65013
White	custom	65048*

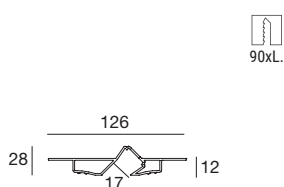

Accessories

 62900 Outer casing for dropped ceiling	 65054 Opaline diffuser 1pc L 1 m	 65055 Opaline diffuser 5pc L 1 m
------------------------------------------------------------------------------------------------------------------------------------------	----------------------------------------------------------------------------------------------------------------------------------------	-----------------------------------------------------------------------------------------------------------------------------------------

The modules must be completed with light source and power supply.

* Selecting the "Custom" code allows ordering the desired profile length from a minimum of 1.1 m to a maximum of 1.9 m. For example, to request 1,3 m of Fylo+ it will be sufficient to order 1.3 x 65059.





Fylo+ Recessed_Y | Recessed linear light body



type L mm

White	1000	65185
White	2000	65186
White	custom	65188*

Accessories

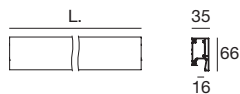
 65184 Opaline diffuser L roller 5 m	 65183 Opaline diffuser L roller 10 m	 65182 Opaline diffuser L roller 20 m	 62900 Outer casing for dropped ceiling
-----------------------------------------------------------------------------------------------------------------------------------------	-------------------------------------------------------------------------------------------------------------------------------------------	--------------------------------------------------------------------------------------------------------------------------------------------	----------------------------------------------------------------------------------------------------------------------------------------------

The modules must be completed with light source and power supply.

* Selecting the "Custom" code allows ordering the desired profile length from a minimum of 1.1 m to a maximum of 1.9 m. For example, to request 1,3 m of Fylo+ it will be sufficient to order 1.3 x 65059.



Fylo+ Surface_1 | Surface light body



type	L mm	
White	1000	65015
White	2000	65016
White	custom	65049*

The modules must be completed with light source and power supply.

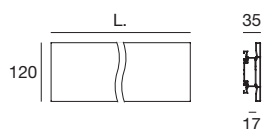
* Selecting the "Custom" code allows ordering the desired profile length from a minimum of 1.1 m to a maximum of 1.9 m. For example, to request 1,3 m of Fylo+ it will be sufficient to order 1.3 x 65059.

RTG 65015
65016

Accessories

65054 Opaline diffuser 1pc L 1 m	65055 Opaline diffuser 5pc L 1 m	62900 Outer casing for dropped ceiling	65008 Sealing caps 2 pcs

Fylo+ Surface_2 | Surface light body



type	L mm	
White	1000	65018
White	2000	65019
White	custom	65053*

The modules must be completed with light source and power supply.

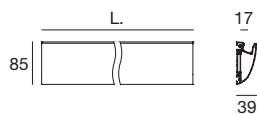

* Selecting the "Custom" code allows ordering the desired profile length from a minimum of 1.1 m to a maximum of 1.9 m. For example, to request 1,3 m of Fylo+ it will be sufficient to order 1.3 x 65059.

RTG 65018
65019

Accessories

65054 Opaline diffuser 1pc L 1 m	65055 Opaline diffuser 5pc L 1 m	62900 Outer casing for dropped ceiling	65011 Sealing caps 2 pcs

Fylo+ Surface_3 | Surface light body



type L mm

White	1000	65021
White	2000	65022
White	custom	65058*

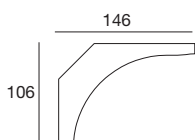
Accessories

65054 Opaline diffuser 1pc L 1 m	65055 Opaline diffuser 5pc L 1 m	62900 Outer casing for dropped ceiling	65014 Sealing caps 2 pcs

The modules must be completed with light source and power supply.

* Selecting the "Custom" code allows ordering the desired profile length from a minimum of 1.1 m to a maximum of 1.9 m. For example, to request 1,3 m of Fylo+ it will be sufficient to order 1.3 x 65059.

Canal accessories



type L mm

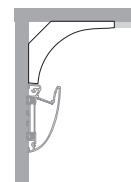
White	1000	65098
-------	------	--------------



+



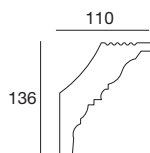

=



65021

65098

Fylo+ surface



type L mm

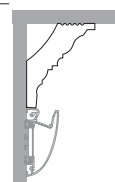
White	1000	65099
-------	------	--------------



+



=



65021

65099

Fylo+ recessed

Fylo+ Surface_4 | Angolare light body



type L mm

White	1000	65024
White	2000	65025
White	custom	65059*

The modules must be completed with light source and power supply.


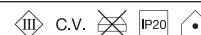
* Selecting the "Custom" code allows ordering the desired profile length from a minimum of 1.1 m to a maximum of 1.9 m. For example, to request 1,3 m of Fylo+ it will be sufficient to order 1.3 x 65059.

RTG 65024
65025

Accessories

65054 Opaline diffuser 1pc L 1 m	65055 Opaline diffuser 5pc L 1 m	62900 Outer casing for dropped ceiling	65097 Sealing caps 2 pcs

Fylo+ | Light units - Inflex | TopLED 7W



CRI80		colour	optics
Master+Slave	65050W	L 2x500 mm 3000 K 2x650 lm	2 pcs general
Master+Slave	65050N	L 2x500 mm 4000 K 2x650 lm	2 pcs general
Slave	65051W	L 10x500 mm 3000 K 10x650 lm	10 pcs general
Slave	65051N	L 10x500 mm 4000 K 10x650 lm	10 pcs general
Slave	65052W	L 2x500 mm 3000 K 2x650 lm	2 pcs general
Slave	65052N	L 2x500 mm 4000 K 2x650 lm	2 pcs general



LED bars section
Should the total measurement be lesser that a multiple of 500 mm, using a hand saw the led bar can be cut into multiple pieces measuring 100 mm being keen to position the blade at the point indicated in the figure. An erroneous cutting will jeopardise the operation of the bar.

RTG

Electronics

99374 ON/OFF 1 - 10 art.	99332 0/1-10V 1 - 21 art.	99722 DALI 1 - 17 art.

Fylo+ | Light units - LED Strips



type

- 941 Ribbon
- 943 Dropper

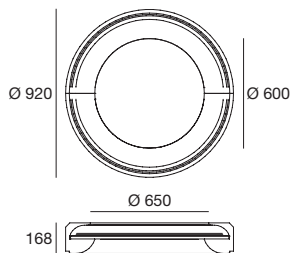
Electronics

99374 ON/OFF 75 W	99332 0/1-10V 150 W	99722 DALI 120 W

RTG



Fylo curved | Recessed light



type

White **60841***

* 2.70 m of strip required

Accessories

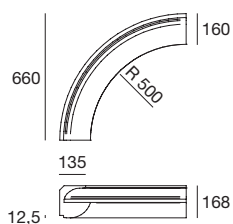


62900

Outer casing for
dropped ceiling

The modules must be completed with
light source and power supply present
in the previous page.

Fylo curved | Recessed circular light body



type

White **62706-1***

* 1 m of strip required per module (4 m total)

Accessories



62900

Outer casing for
dropped ceiling

The modules must be completed with
light source and power supply present
in the previous page.





ink



Ink redefines the concept of lighting equipment, disassembles and reassembles it up to discovering new forms. The light becomes a redefined stretched, a direct emission continuous strip suspended at a short distance from the ceiling; the components, combined with the special wall/ceiling-mounted structure become light paths that furnish environments and act as the base for spotlights, linear profiles and suspension lamps of the same range of products.

Materials

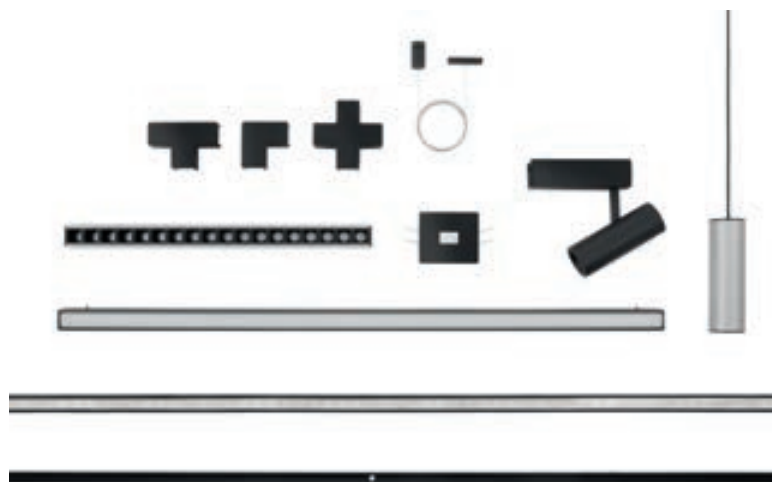
Rubber conductor cable.

Aluminium wall/ceiling installation modules.

Extensive range of products

Rather than a single lamp in various versions, Ink comes with many extraordinarily versatile articles, sharing the same concept. The elastic and slim cable in the stretched version houses a high performance stripLED. The cable acts as a conductor on which one can fix various devices: light profiles with diffused emission or with UGR<19 thanks to special darklight cells, orientable spotlights and suspension lamps.

Even more, the range of products features true wall/ceiling-mounted paths: modular modules-channel with various joints and ends, house the conductor cable: thus, while the latter becomes a graphic sign that furnishes the environment, the spotlight can light a display shelf and the darklight profiles become minimal wall-mounted lamps.



Attention to details

The Ink include range of products includes countless aesthetic and functional solutions, a sign of maximum attention to details. In the new version with modules-channel, the direction continuity in proximity of the wall/ceiling corner is guaranteed by the module which curves discretely instead of breaking. The joints and terminals adapt to the module-channel thus allowing direction changes and clean closures.

A special plate stylishly closes the hole that houses the integrated driver, while in cases where the power supply unit cannot be concealed, the Ink System offers a driver provided with a special rectangular case, so as to create spatial continuity with the cable. Specific components allow to stretch the cable in the stretched version and connect it to the wall in an aesthetically pleasant manner, irrespective of whether recessed installation is possible or whether the cable is to be simple coupled to the wall.

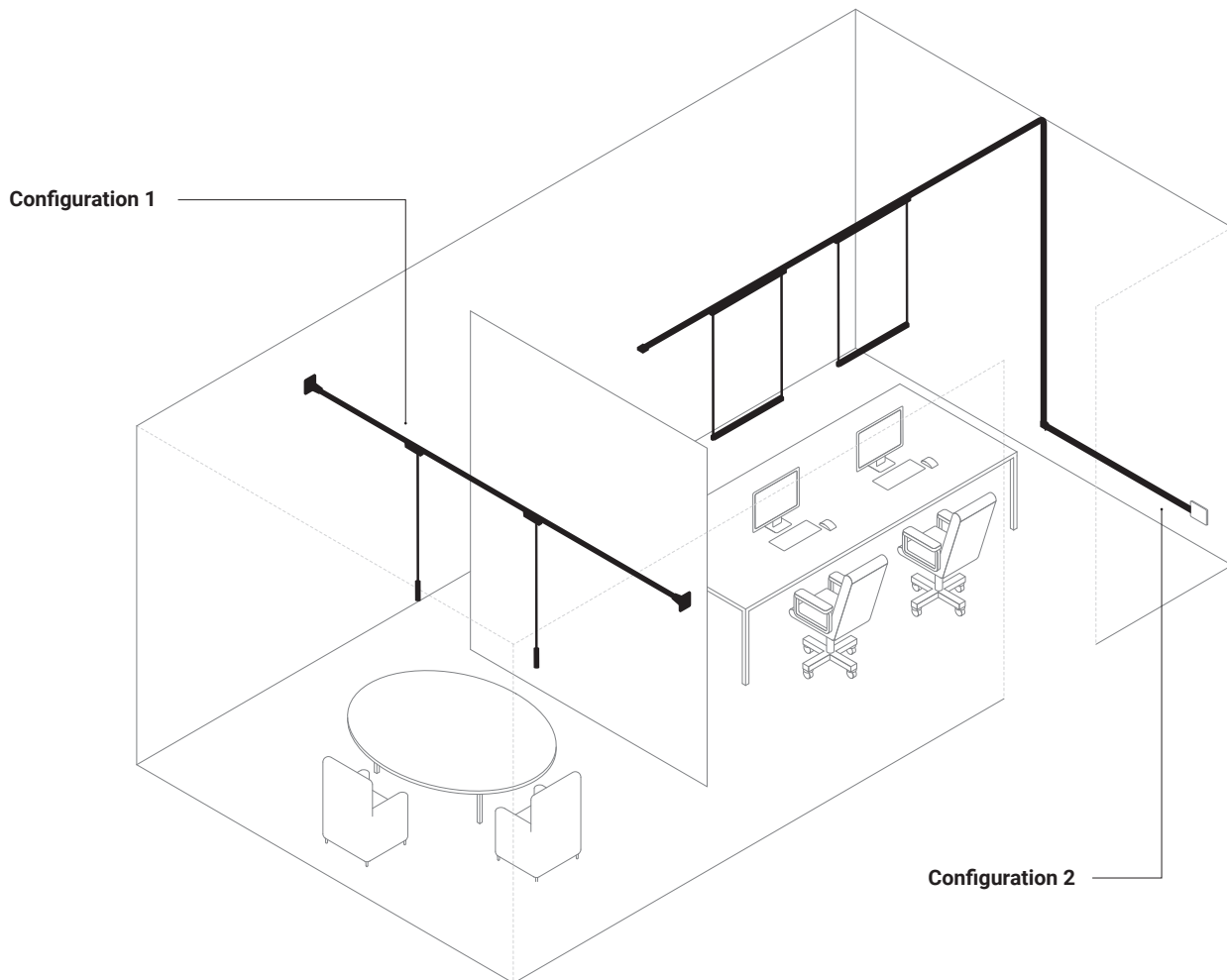


Super quick coupling of the devices


The many lighting articles complementary to the cable can be very easily coupled in a super quick manner: all you need to do is choose the preferred position, fixe the equipment to the wire by slightly pressing and tightening the small safety screws using the special Allen-key provided along the products. The cable acts as a safe and reliable conductor, it does not need protections or particular installation solutions and it allows maximum positioning freedom.



Installation examples



Configuration 1 | Span system with specially designed electrical installation and remote driver, length 4 metres



81416 x1



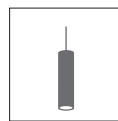
81423 x1



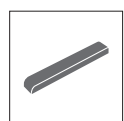
81427 x1



81410 x1
81409W00 x1



81395W45 x2



81416 x1




81424 x1



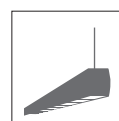
81427 x1



81411 x1
81426 x1
81430 x2



81419 x1

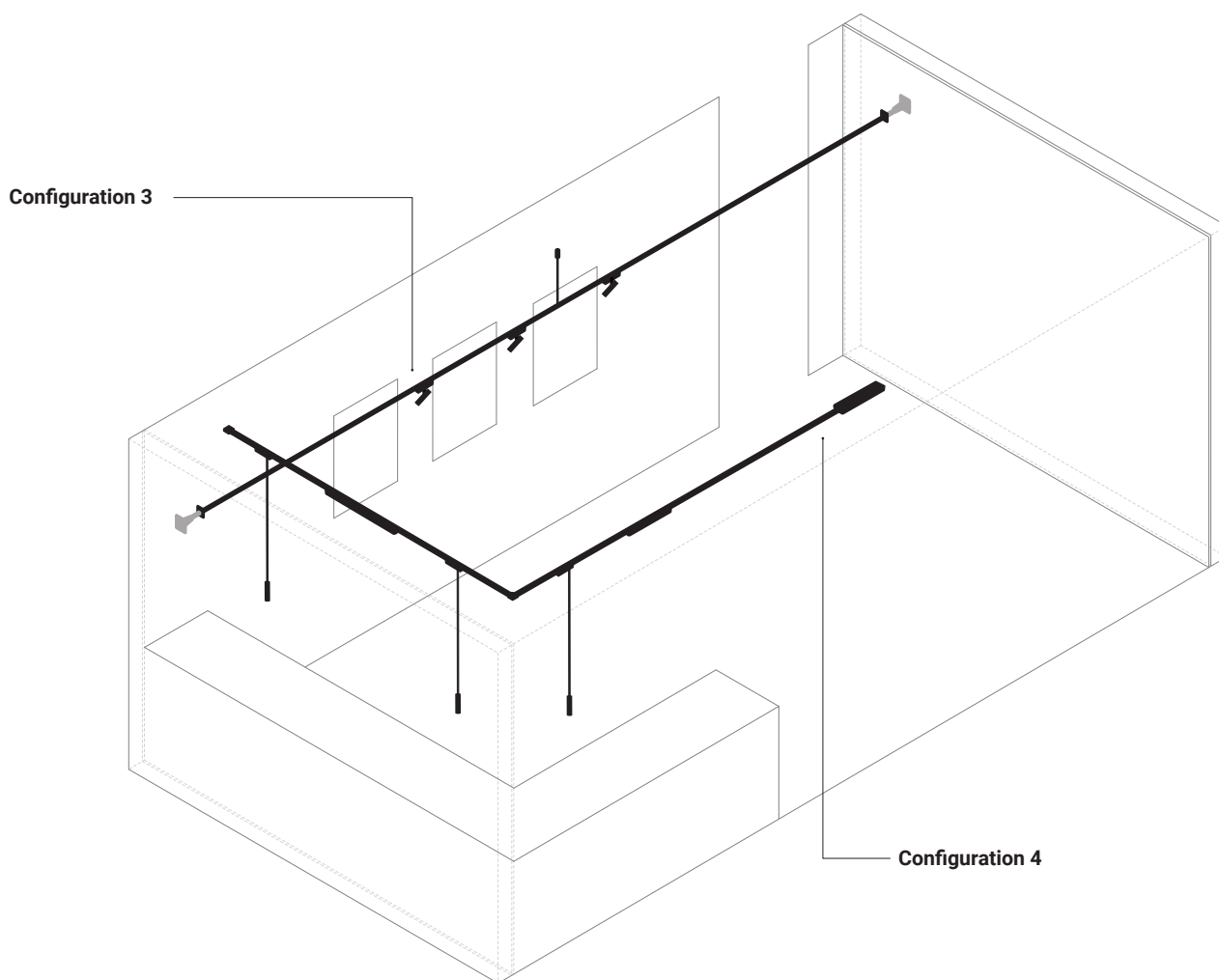


81404W30 x2

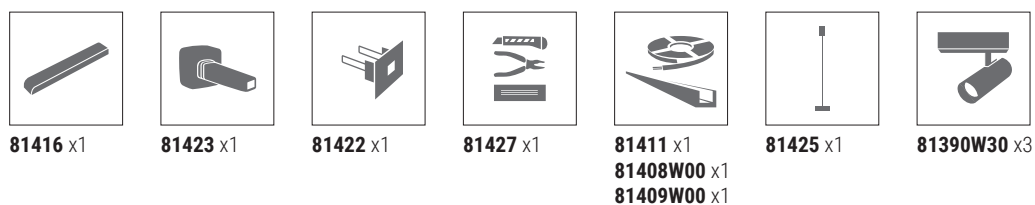


81421 x1

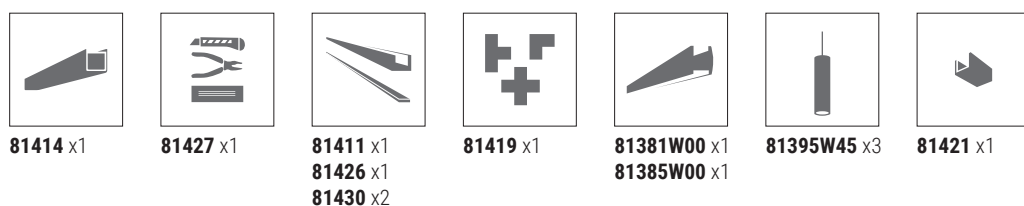
Installation examples



Configuration 3 | Span system with cardboard and remote driver, length 7 metres



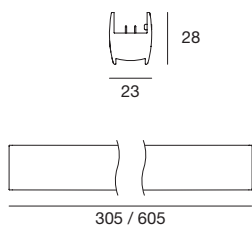

Configuration 4 | Wall-ceiling system and cover-rippled driver, total length 8 metres







Ink system_L | Linear module



CRI 80 - 11 W 300 mm

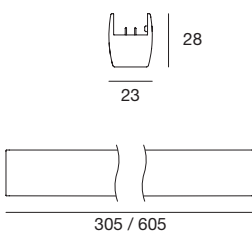

Black	81381	3000 K	1155 lm	W	General	00
Black An	81382					

CRI 80 - 22 W 600 mm

Black	81385	3000 K	2310 lm	W	General	00
Black An	81386					



Ink systemL UGR | Anti-glaring linear module



CRI 80 - 7 W 300 mm

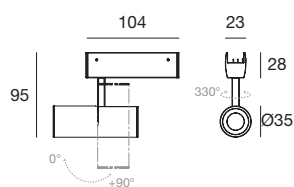
Black	81383	3000 K	750 lm	W	Medium Flood	30
Black An	81384					

CRI 80 - 14 W 600 mm

Black	81387	3000 K	1500 lm	W	Medium Flood	30
Black An	81388					



Ink system_SP | Projector

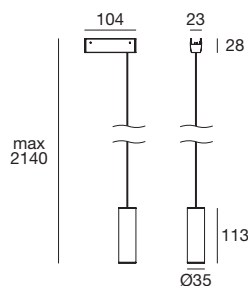


CRI 80 - 6 W

Black	81389	3000 K	780 lm	W	Spot	10
Black An	81390				Medium Flood	30
					Flood	45



Ink system_P | Suspension

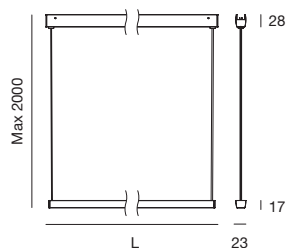



CRI 80 - 6 W

Black	81395	3000 K	780 lm	W	Flood	45
Black An	81396					



Ink system_LP | Linear Suspension



CRI 80 - 22 W 900 mm

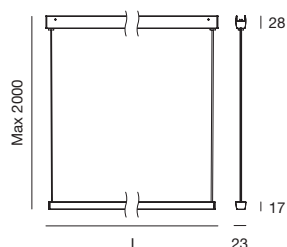

Black	81397	3000 K	2311 lm	W	General	00
Black	An 81398					

CRI 80 - 29 W 1200 mm

Black	81402	3000 K	3046 lm	W	General	00
Black	An 81403					



Ink system_LP UGR | Anti-glaring linear Suspension



CRI 80 - 9 W 900 mm

Black	81400	3000 K	914 lm	W	Medium Flood	30
Black	An 81401					


CRI 80 - 12 W 1200 mm

Black	81404	3000 K	1219 lm	W	Medium Flood	30
Black	An 81405					



UGR<11

Ink system_Light units | LED Strips



CRI 85 - Basic 3,2 W/mt

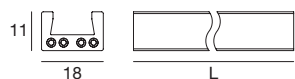
1 m	81428	3000 K	449 lm	W	General	00
2,5 m	81406	3000 K	1123 lm	W		
5 m	81407	3000 K	2245 lm	W		

CRI 85 - Hi-Flux 12,6 W/mt

1 m	81429	3000 K	1677 lm	W	General	00
2,5 m	81408	3000 K	4193 lm	W		
5 m	81409	3000 K	8385 lm	W		



Ink system_Cable | Cable

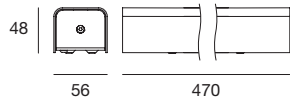


Black	5+1 m	81410
Black	10+1 m	81411



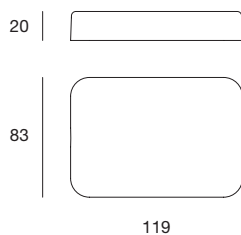


Ink system | ON/OFF driver with cover




Black	120 W	81413
Black	180 W	81414

Ink system | Junction box



Black	81424
-------	--------------

Ink system | Remote ON/OFF driver



White	120 W	300 mm	81416
White	180 W	345 mm	81417

Ink system | Dimmable driver remote



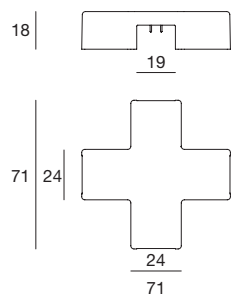
▶ 982 - 985

Ink system | Cable shear



81427

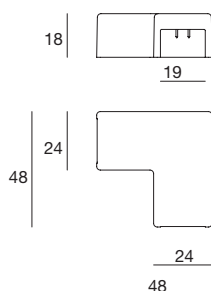

Ink system | Cross fitting



Black

81418

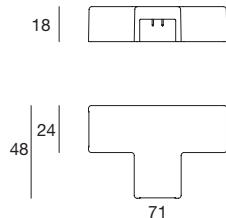

Ink system | L-shaped fitting



Black

81419

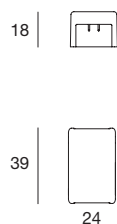

Ink system | T-shaped fitting



Black

81420

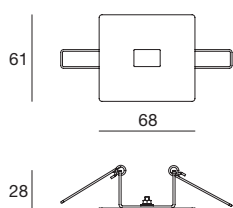

Ink system | Wall / ceiling sealing cap



Black

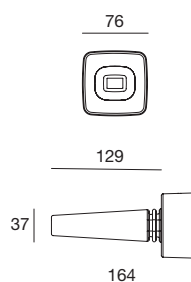
81421

Ink system | Cardboard fixing



Black 2 x kit **81422**

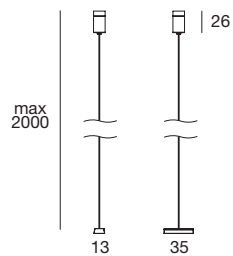
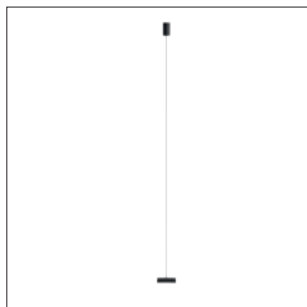
Ink system | Swivel wall fixing



Black 2 x kit **81423**

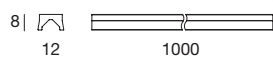


Ink system | Steel support and cable



Black **81425**

Ink system | Wall / ceiling extruded




Black Kit 2 x **81430**

Black Kit 5 x **81426**



rollip



A continuous line designed for marking spaces, with perfectly uniform light emission. A light perfectly integrated with the architecture: Rollip can light a corridor, a room or an underlying floor in a diffused manner or highlight the wall with a wallwasher lighting.


Materials













Aluminium profile

Polycarbonate diffuser



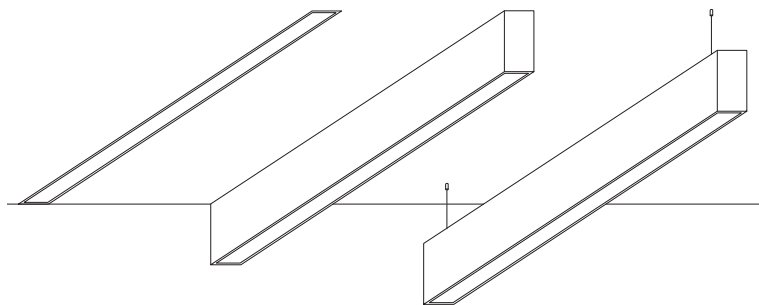
rollip range



	PRO  35 mm	35_C  35 mm	70_C  70 mm	35_S  35 mm	35_P  35 mm	7035_P  35 mm
500-595 mm	12 W	-	-		-	-
1002-1185 mm	24 W	20 W	20 W 40 W	20 W	20 W single 40 W double	20 W single 40 W double
1200-1216 mm stand-alone	24 W	22 W	22 W 46 W	-	48 W double	48 W double
1503-1505 mm	30 W	30 W	30 W 60 W	27 W	27 W single 54 W double	27 W single 54 W double
1516-1520 mm stand-alone	30 W	30 W	30 W 60 W	-	54 W double	54 W double
2004 mm	-	40 W	40 W 80 W	40 W	40 W single 80 W double	40 W single 80 W double
3006 mm	-	60 W	60 W 120 W	-	-	-
532 x 532 mm	-	20 W	-	20 W	20 W single 40 W double	-
551 x 551 mm	-	-	20 W 40 W	-	-	-
Finish						
CRI 80	3000K 4000K	3000K 4000K	3000K 4000K	3000K 4000K	3000K 4000K	3000K 4000K
Optics	General Anti-glaring	General Asymmetric	General Asymmetric Anti-glaring	General	General	General Anti-glaring
Electronics	On/Off DALI 1-10V	On/Off DALI 1-10V	On/Off DALI 1-10V	On/Off DALI	On/Off DALI	On/Off DALI


Extensive range of products

35 and 70mm recessed versions that come in various "stand alone" devices, finished and completed in two different sizes, or modular modules in customised installations. Even more, 35mm driver-on-board single and double emission suspension models, stand alone or modular and modulable with corner connections. Rollip comes with a large and diversified range of products conceived to meet various professional light needs.



Continuous line

The easy installation of the ROLL DIFFUSER allows to obtain continuous lines measuring up to 50 metres in a single, simple assembly operation within drastically reduced times. The coupling fins allow to guarantee an IP54 index of protection. Rollip comes with a 35 mm or 70 mm width, combined with diffused and asymmetric optics as well as with a UGR below 19% for use in offices and workplaces (Rollip70 version only).



Rollip7035

A modular linear element, innovative in terms of shape and concept. Bi-emission, the trapezoidal design of the lamp body narrows in proximity of the upper diffuser, 3.5cm wide, from which a perfectly flat, clean and high performance angular emission projects; equipped with a UGR filter, the lower diffuser measures 70cm wide and it emits a softer and dimmed light; actually, the ratio between the two emissions is equal (50-50), but direct emission is suitably screened by the UGR to make the article suitable for use in work environments with video terminals (EN12464-1 standard).

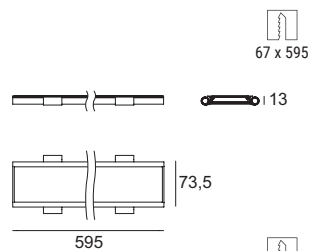


Rollip PRO

The PRO version is the maximum engineering evolution of the Rollip range of products, by applying the OptiLight™ technology, with the typical pattern of laser micro-engravings to redistribute the light projecting from the PMMA diffuser, and the ensuing full control of the UGR for applications in work environments with video terminals. The minimal size, just 12 millimetres, allows to recess the product on the dropped ceiling without exceeding the plasterboard, given that the thickness of Rollip PRO is smaller: a major advantage lies in the presence of possible uprights or hindrances in the dropped ceiling.

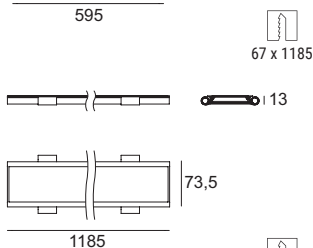


RollipPRO | Lines | 24 V | topLED



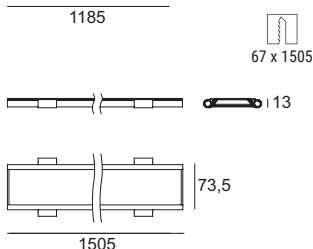
Single emission 600 mm - 12 W - CRI 80

White	62470	3000 K	1723 lm	W
		4000 K	1794 lm	N



Single emission 1200 mm - 24 W - CRI 80

White	62471	3000 K	3446 lm	W
		4000 K	3588 lm	N



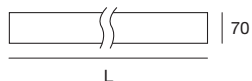
Single emission 1500 mm - 30 W - CRI 80

White	62472	3000 K	4374 lm	W
		4000 K	4554 lm	N

Electronics

99374 ON/OFF 75 W	99332 0/1-10V 150 W	99722 DALI 120 W

RollipPRO | Roller diffuser



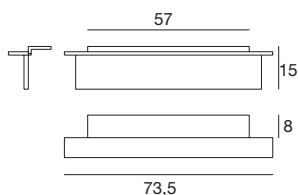
Opaline diffuser

Opaline	5 m	62461
Opaline	10 m	62462
Opaline	20 m	62463

UGR<19 anti-glaring diffuser

Satinized	5 m	62464
Satinized	10 m	62465

RollipPRO | Cap kits



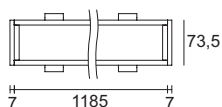
2 x

White	62460
-------	--------------

RollipPRO Complete | Lines | 24 V | topLED



67 x 1188



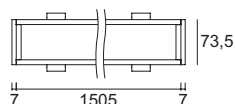
1200 mm - 24 W - CRI 80

White **62473**

3000 K 3446 lm **W** General **00**
 4000 K 3588 lm **N**



67 x 1508



1500 mm - 30 W - CRI 80

White **62474**

3000 K 4374 lm **W** General **00**
 4000 K 4554 lm **N**

Electronics



99374
 ON/OFF
 75 W



99332
 0/1-10V
 150 W




99722
 DALI
 120 W

PRODUCT STRUCTURE AND HARMONIC DIFFUSION

Absence of joints

12 mm of overall dimensions for directly installing under the structure of the dropped ceiling







Rollip35_MC | Lines | 24 V | topLED



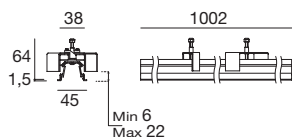
42 x 1002

1002 mm - 20 W - CRI 80

White

65204

3000 K	2112 lm	W
4000 K	2280 lm	N



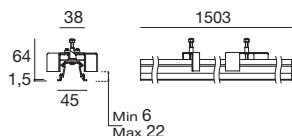
42 x 1503

1503 mm - 30 W - CRI 80

White

65205

3000 K	3168 lm	W
4000 K	3420 lm	N



Joining kit included

- RTG 65204W**
- 65204N**
- 65205W**
- 65205N**
- 65206W**
- 65206N**
- 65207W**
- 65207N**

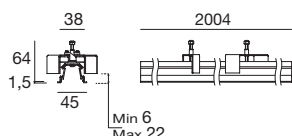
42 x 2004

2004 mm - 40 W - CRI 80

White

65206

3000 K	4224 lm	W
4000 K	4560 lm	N



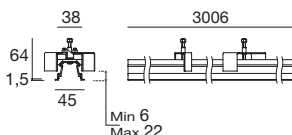
42 x 3006

3006 mm - 60 W - CRI 80

White

65207

3000 K	6336 lm	W
4000 K	6840 lm	N



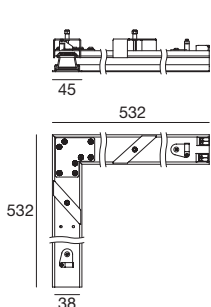
42 x 532

532 x 532 mm - 20 W - CRI 80

White

65233

3000 K	2112 lm	W
4000 K	2280 lm	N



The composition with the angular module does not guarantee the IP54 index of protection.

Electronics



99374
ON/OFF
75 W




99332
0/1-10V
150 W



99722
DALI
120 W

Rollip35 | Cap kits

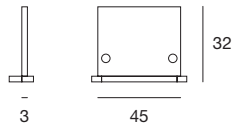


42 x 3,5

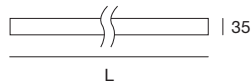

2 x

White

65219



Rollip35 | Roller diffuser



Opaline diffuser

Opaline 5 m 65212

Opaline 10 m 65213

Opaline 20 m 65214

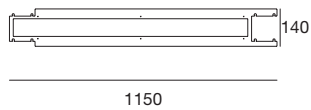
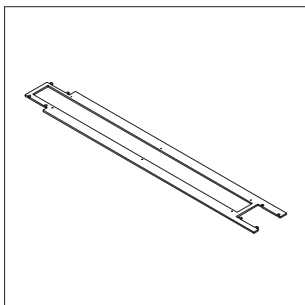
Opaline 50 m 65215

Asymmetric diffuser

Opaline 5 m 65234

Opaline 10 m 65235

Rollip35 | Template




2 x

White

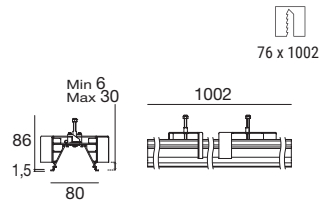
99800

Rollip70_MC | Lines | 220-240 V | topLED



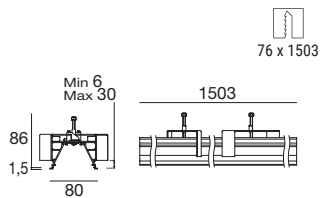
Joining kit included

- RTG 65200W**
- 65200N**
- 65201W**
- 65201N**
- 65202W**
- 65202N**
- 65203W**
- 65203N**



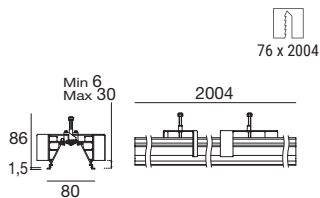
1002 mm - 20 W - CRI 80

White	65200	3000 K	2112 lm	W
		4000 K	2280 lm	N



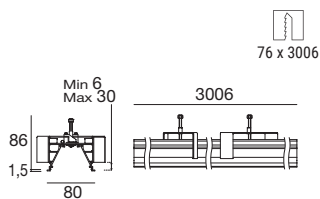
1503 mm - 30 W - CRI 80

White	65201	3000 K	3168 lm	W
		4000 K	3420 lm	N



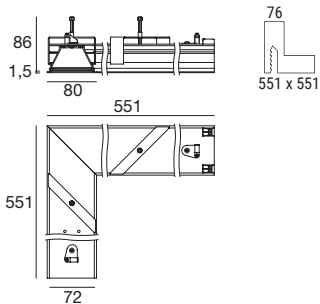
2004 mm - 40 W - CRI 80

White	65202	3000 K	4224 lm	W
		4000 K	4560 lm	N



3006 mm - 60 W - CRI 80

White	65203	3000 K	6336 lm	W
		4000 K	6840 lm	N



551 x 551 mm - 20 W - CRI 80

White	65231	3000 K	2112 lm	W
		4000 K	2280 lm	N

551 x 551 mm - 40 W - CRI 80

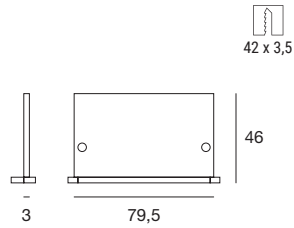

White	65232	3000 K	4224 lm	W
		4000 K	4560 lm	N

The composition with the angular module does not guarantee the IP54 index of protection.

Electronics

99374 ON/OFF 75 W	99332 0/1-10V 150 W	99722 DALI 120 W

Rollip70 | Cap kits

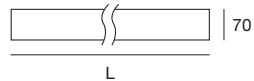


2 x

White

65218

Rollip70 | Roller diffuser



Opaline diffuser

Opaline	5 m	65208
Opaline	10 m	65209
Opaline	20 m	65210
Opaline	50 m	65211

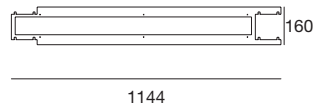
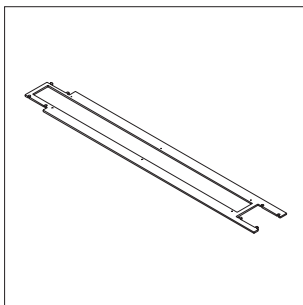
Asymmetric diffuser

Satinized	5 m	65238
Satinized	10 m	65239

UGR<19 anti-glaring diffuser

Satinized	5 m	65236
Satinized	10 m	65237

Rollip70 | Template

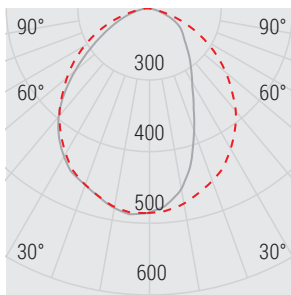


2 x

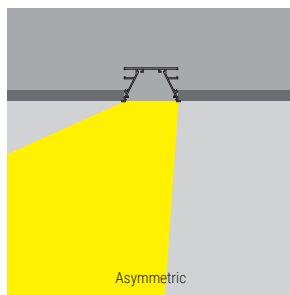
White

99801

65200W




Photometric curve

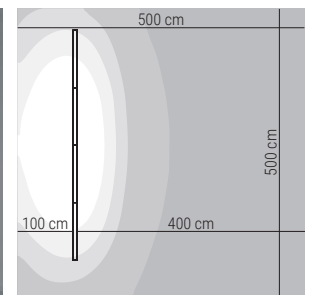


Asymmetric

Light beam




25 LUX 50 LUX 75 LUX 100 LUX 150 LUX 200 LUX 250 LUX 300 LUX

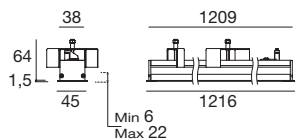


Floor plan

Rollip35_C Complete | Lines | 24 V | topLED



42 x 1210

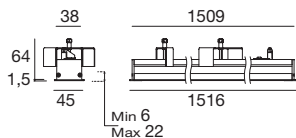


1200 mm - 22 W - CRI 80

White	65216	3000 K 2534 lm W	General	00
		4000 K 2736 lm N		



42 x 1510



1500 mm - 30 W - CRI 80

White	65217	3000 K 3168 lm W	General	00
		4000 K 3420 lm N		

Electronics



99374
ON/OFF
75 W



99332
0/1-10V
150 W

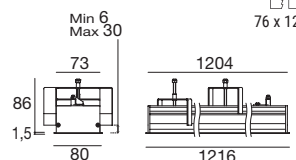


99722
DALI
120 W

Rollip70_C Complete | Lines | 24 V | topLED



76 x 1210



1200 mm - 22 W - CRI 80

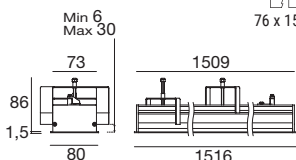
White	65225	3000 K 2534 lm W	General	00
		4000 K 2736 lm N		

1200 mm - 46 W - CRI 80

White	65228	3000 K 5069 lm W	General	00
		4000 K 5472 lm N		



76 x 1510



1500 mm - 30 W - CRI 80

White	65226	3000 K 3168 lm W	General	00
		4000 K 3420 lm N		

1500 mm - 60 W - CRI 80

White	65229	3000 K 6336 lm W	General	00
		4000 K 6840 lm N		

Electronics



99374
ON/OFF
75 W



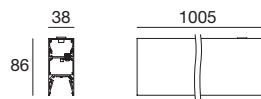

99332
0/1-10V
150 W



99722
DALI
120 W



Rollip35_MP | Lines | 220-240 V | topLED



Single emission - 1005 mm - 20 W - CRI 80

White	On/Off	65240	3000 K	2884 lm	W
White	DALI / Dim.	65241	4000 K	3016 lm	N



Double emission - 1005 mm - 40 W - CRI 80

White	On/Off	65248	3000 K	5768 lm	W
White	DALI / Dim.	65249	4000 K	6032 lm	N



First module always to be integrated with power supply kit.
All linear modules must be completed with at least one suspension kit to be installed at one of the ends



Single emission - 1505 mm - 27 W - CRI 80

White	On/Off	65242	3000 K	4326 lm	W
White	DALI / Dim.	65243	4000 K	4524 lm	N



Double emission - 1505 mm - 54 W - CRI 80

White	On/Off	65250	3000 K	8652 lm	W
White	DALI / Dim.	65251	4000 K	9048 lm	N



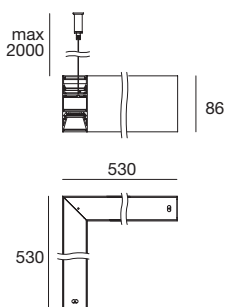
Single emission - 2005 mm - 40 W - CRI 80

White	On/Off	65244	3000 K	5768 lm	W
White	DALI / Dim.	65245	4000 K	6032 lm	N



Double emission - 2005 mm - 80 W - CRI 80

White	On/Off	65252	3000 K	11536 lm	W
White	DALI / Dim.	65253	4000 K	12064 lm	N



Single emission - 530 x 530 mm - 20 W - CRI 80

White	On/Off	65246	3000 K	2884 lm	W
White	DALI / Dim.	65247	4000 K	3016 lm	N



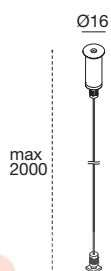
Double emission - 530 x 530 mm - 40 W - CRI 80

White	On/Off	65254	3000 K	5768 lm	W
White	DALI / Dim.	65255	4000 K	6032 lm	N



Non-electrifiable module.

Rollip35 | Suspension kit

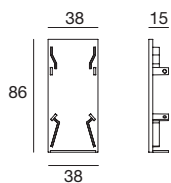


Suspension kit

2 m **64776**

The suspension kit comprises a single cable. A suspension kit for each single module of the installation needs to be bought.

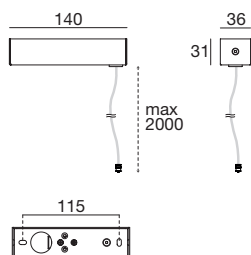

Rollip35 | Cap kits



2 x

White **64634**

Rollip35 | Power supply kit



Single emission

White On/Off **64639**

White DALI / Dim. **64660**



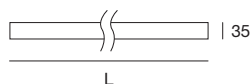
Double emission

White On/Off **64649**

White DALI / Dim. **64660**



Rollip35 | Roller diffuser



Opaline diffuser

Opaline 5 m **65212**

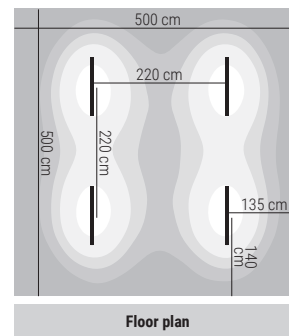

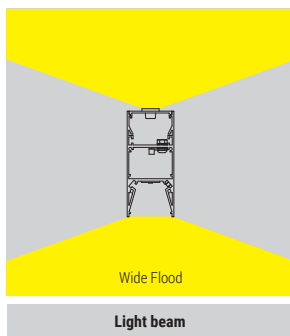
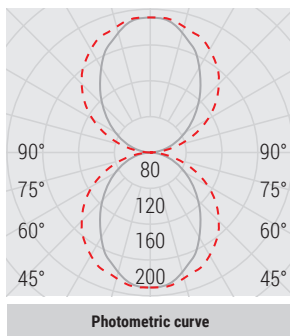
Opaline 10 m **65213**

Opaline 20 m **65214**


Opaline 50 m **65215**

The upper diffuser comes pre-mounted with the module

65248W



Rollip35_MS | Lines | 220-240 V | topLED



Single emission 1005 mm - 20 W - CRI 80

White	On/Off	65260	3000 K	2884 lm	W
White	DALI / Dim.	65261	4000 K	3016 lm	N



Joining kit included



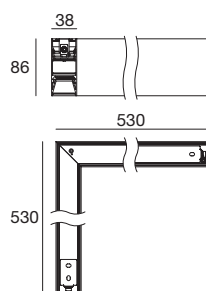
Single emission 1505 mm - 27 W - CRI 80

White	On/Off	65262	3000 K	4326 lm	W
White	DALI / Dim.	65263	4000 K	4524 lm	N



Single emission 2005 mm - 40 W - CRI 80

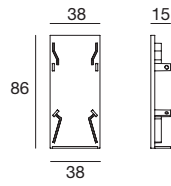

White	On/Off	65264	3000 K	5768 lm	W
White	DALI / Dim.	65265	4000 K	6032 lm	N



Single emission 530 x 530 mm - 20 W - CRI 80

White	On/Off	65266	3000 K	2884 lm	W
White	DALI / Dim.	65267	4000 K	3016 lm	N

Rollip35 | Cap kits

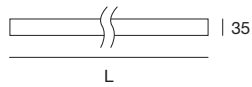



2 x

White

64634

Rollip35 | Roller diffuser

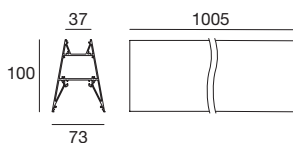


Opaline diffuser

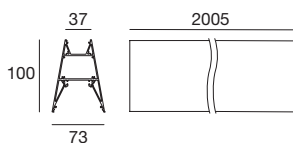
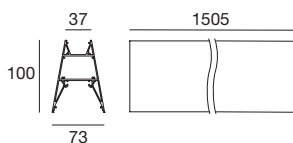
Opaline	5 m	65212
Opaline	10 m	65213
Opaline	20 m	65214
Opaline	50 m	65215

The upper diffuser comes pre-mounted with the module

Rollip7035_MP | Lines | 220-240 V | topLED



First module always to be integrated with power supply kit.
All linear modules must be completed with at least one suspension kit to be installed at one of the ends



Single emission - 1005 mm - 20 W - CRI 80

White	On/Off	64272	3000 K	2884 lm	W
White	DALI / Dim.	64273	4000 K	3016 lm	N



Double emission - 1005 mm - 40 W - CRI 80

White	On/Off	64282	3000 K	5768 lm	W
White	DALI / Dim.	64283	4000 K	6032 lm	N



Single emission - 1505 mm - 27 W - CRI 80

White	On/Off	64274	3000 K	4326 lm	W
White	DALI / Dim.	64275	4000 K	4524 lm	N



Double emission 1505 mm - 54 W - CRI 80

White	On/Off	64284	3000 K	8652 lm	W
White	DALI / Dim.	64285	4000 K	9048 lm	N



Single emission - 2005 mm - 40 W - CRI 80

White	On/Off	64276	3000 K	5768 lm	W
White	DALI / Dim.	64277	4000 K	6032 lm	N

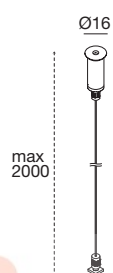


Double emission - 2005 mm - 80 W - CRI 80

White	On/Off	64286	3000 K	11536 lm	W
White	DALI / Dim.	64287	4000 K	12064 lm	N



Rollip7035 | Suspension kit

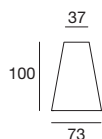


Suspension kit

2 m	64776
-----	--------------

The suspension kit comprises a single cable. A suspension kit for each single module of the installation needs to be bought.

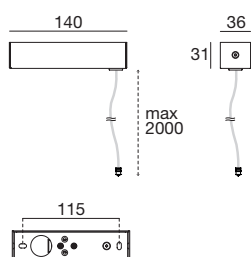

Rollip7035 | Cap kits



2 x

White	64280
-------	--------------

Rollip35 | Power supply kit



Single emission

White	On/Off	64639
-------	--------	--------------

White	DALI / Dim.	64660
-------	-------------	--------------



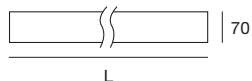
Double emission

White	On/Off	64649
-------	--------	--------------

White	DALI / Dim.	64660
-------	-------------	--------------



Rollip7035 | One side emission roller diffuser



Opaline diffuser

Opaline	5 m	65208
---------	-----	--------------

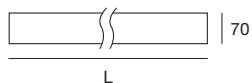
Opaline	10 m	65209
---------	------	--------------

Opaline	20 m	65210
---------	------	--------------

Opaline	50 m	65211
---------	------	--------------



Rollip7035 | Dual side emission roller diffuser



Opaline diffuser

Opaline	5 m	65208
---------	-----	--------------

Opaline	10 m	65209
---------	------	--------------

Opaline	20 m	65210
---------	------	--------------

Opaline	50 m	65211
---------	------	--------------

UGR<19 anti-glaring diffuser

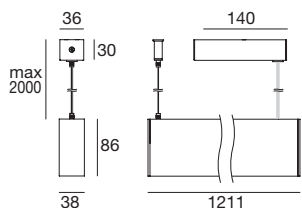
Satinized	5 m	65236
-----------	-----	--------------

Satinized	10 m	65237
-----------	------	--------------



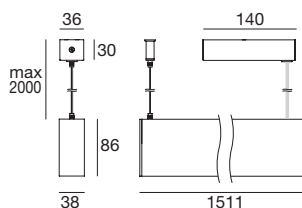
The upper diffuser comes pre-mounted with the module

Rollip35_P Complete | Lines | 220-240 V | topLED



Double emission 1200 mm - 48 W - CRI 80

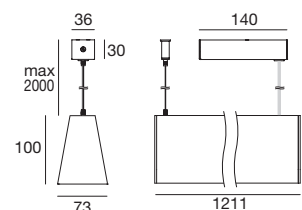

White	On/Off	65256	3000 K	6922 lm	W	Gen+Gen	00
White	DALI / Dim	65257	4000 K	7239 lm	N		



Double emission 1500 mm - 54 W - CRI 80

White	On/Off	65258	3000 K	8652 lm	W	Gen+Gen	00
White	DALI / Dim	65259	4000 K	9048 lm	N		

Rollip7035_P Complete | Lines | 220-240 V | topLED



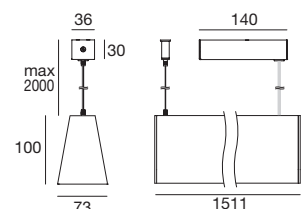
Double emission 1200 mm - 48 W - CRI 80

White	On/Off	64288	3000 K	6922 lm	W	Gen+UGR	00
White	DALI / Dim	64289	4000 K	7239 lm	N		



UGR<19

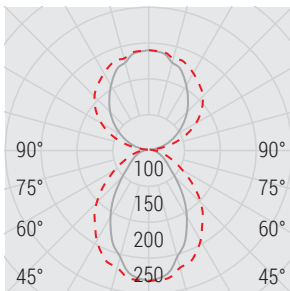
The complete Rollip7035_MPC diffuser is UGR at the lower part and opal at the upper part



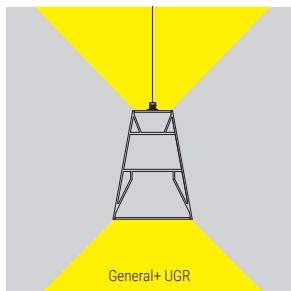
Double emission 1500 mm - 54 W - CRI 80

White	On/Off	64278	3000 K	8652 lm	W	Gen+UGR	00
White	DALI / Dim	64279	4000 K	9048 lm	N		


64288N00



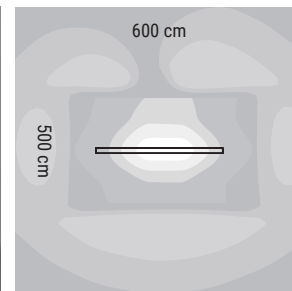
Photometric curve



Light beam



25 LUX 50 LUX 75 LUX 300 LUX 350 LUX 400 LUX 450 LUX 500 LUX



Floor plan



shore



Shore is a linear lighting system with maximum application versatility, perfectly integrated ceiling in the recessed version and stylish in the ceiling-mounted and suspension models too. The Shore range of products offers a high performance clean lighting conceived to adapt to countless different installation situations.


Materials

Aluminium profile

Opaline or micro-prismatic PMMA diffuser



shore lighting concept



Double emission
Pendant luminaire
2005 mm

Screen 3005 mm

Double emission
Pendant luminaire
1005 mm

Single emission
Pendant luminaire -
corner









Single emission
Ceiling light
2005 mm

Single emission
Ceiling light - corner

Single emission
Ceiling light
1005 mm

shore range



	_MP 	_MP Double 	_S 
1005 mm	20 W	20 + 10 W	20 W
1505 mm	28 W	28 + 14 W	28 W
2005 mm	42,5 W	42,5 + 19,5 W	42,5 W
540 x 540 mm	20 W	20 + 10 W	20 W
Finish			
CRI 80	3000K 4000K	3000K 4000K	3000K 4000K
Optics	General	General	General
Electronics	On/Off DALI	On/Off DALI	On/Off DALI

Emissions differentiated based on the required visual task

Three different light effects create countless combinations; the ideal solution for any project needs. The direct light version guarantees minimum visual impact alongside high performance.

The double emission versions have a double light chamber. The upper compartment allows to exploit a Lambertian emission to obtain an indirect soft lighting capable of highlighting environments and offering the user a greater visual comfort.

3D diffuser

Light chamber for direct Lambertian emission

LED breadboard

Integrated primary reflector

Opaline or microprismatic diffuser



Visual comfort

Two different screens (opaline or micro-prismatic) allow to characterise the light emission, hence customising it.

Furthermore, a special accessory to be integrated in the product and supplied upon request allows maintaining allows to maintain the UGR value below 19, in compliance with the regulations in force (EN12464-1).

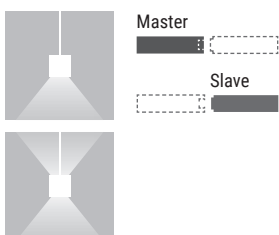
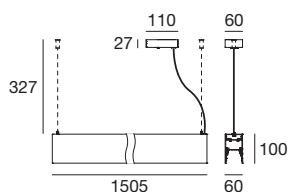



The represented values are indicative and make reference to a typical installation with integrated microprismatic screen.

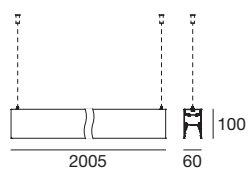
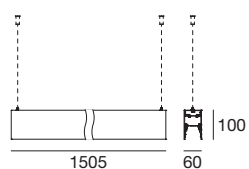
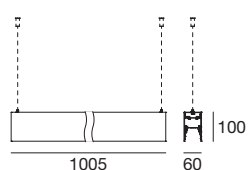
Project-customised

The corner versions and the different available sizes allow to create profiles suitable for any architectural structure. We can provide systems with special versions capable of promptly meeting any needs, upon request.





Maximum length for single power supply 50 mt



MASTER - Single emission - 1505 mm - 28 W - CRI 80

White	On/Off	63106	3000 K	4210 lm	W	General	00
White	DALI / Dim	63107	4000 K	4600 lm	N		



MASTER - Double emission - 1505 mm - 28 W down + 14 W up - CRI 80

White	On/Off	63116	3000 K	6050 lm	W	General	00
White	DALI / Dim	63117	4000 K	6610 lm	N		



SLAVE - Single emission - 1005 mm - 20 W - CRI 80

White	On/Off	63120	3000 K	2885 lm	W	General	00
White	DALI / Dim	63121	4000 K	3145 lm	N		



SLAVE - Double emission - 1005 mm - 20 W down + 10 W up - CRI 80

White	On/Off	63130	3000 K	4145 lm	W	General	00
White	DALI / Dim	63131	4000 K	4515 lm	N		



SLAVE - Single emission - 1505 mm - 28 W - CRI 80

White	On/Off	63136	3000 K	4210 lm	W	General	00
White	DALI / Dim	63137	4000 K	4600 lm	N		



SLAVE - Double emission - 1505 mm - 28 W down + 14 W up - CRI 80

White	On/Off	63146	3000 K	6050 lm	W	General	00
White	DALI / Dim	63147	4000 K	6610 lm	N		



SLAVE - Single emission - 2005 mm - 42,5 W - CRI 80

White	On/Off	63150	3000 K	5770 lm	W	General	00
White	DALI / Dim	63151	4000 K	6290 lm	N		

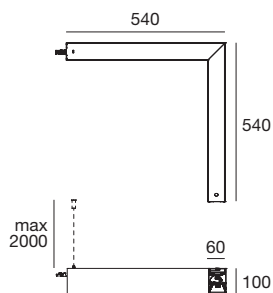



SLAVE - Double emission - 2005 mm - 42,5 W down + 19,5 W up - CRI 80

White	On/Off	63160	3000 K	8285 lm	W	General	00
White	DALI / Dim	63161	4000 K	9035 lm	N		



Shore_MP | Lines | 198-264 V | topLED



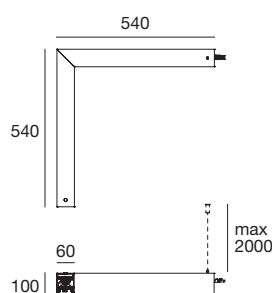

SLAVE left corner - Single emission - 540x540 mm - 20 W - CRI 80

White	On/Off	63180	3000 K	2885 lm	W	General	00
White	DALI / Dim	63181	4000 K	3145 lm	N		



SLAVE left corner - Double emission - 540x540 mm - 20 W down + 10 W up - CRI 80

White	On/Off	63190	3000 K	4145 lm	W	General	00
White	DALI / Dim	63191	4000 K	4515 lm	N		



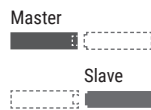
SLAVE right corner - Single emission - 540x540 mm - 20 W - CRI 80

White	On/Off	63166	3000 K	2885 lm	W	General	00
White	DALI / Dim	63167	4000 K	3145 lm	N		

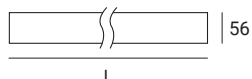


SLAVE left corner - Double emission - 540x540 mm - 20 W down + 10 W up - CRI 80

White	On/Off	63176	3000 K	4145 lm	W	General	00
White	DALI / Dim	63177	4000 K	4515 lm	N		



Linear diffuser

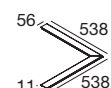


Opaline diffuser

Opaline	1005 mm	63100
Opaline	1505 mm	63101
Opaline	2005 mm	63102
Opaline	2510 mm	63103
Opaline	3010 mm	63112

Opaline corner

63113

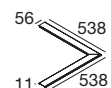


Microprismatic diffuser

Opaline	1005 mm	63123
Opaline	1505 mm	63132
Opaline	2005 mm	63133
Opaline	2510 mm	63142
Opaline	3010 mm	63143

Microprismatic corner

63122



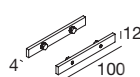
Anti-glaring diffuser

Opaline	1505 mm	63128
---------	---------	--------------

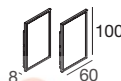
Accessories



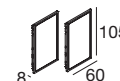
64776
Suspension
L 2000 mm
1 pc



63199
Joints
2 pcs

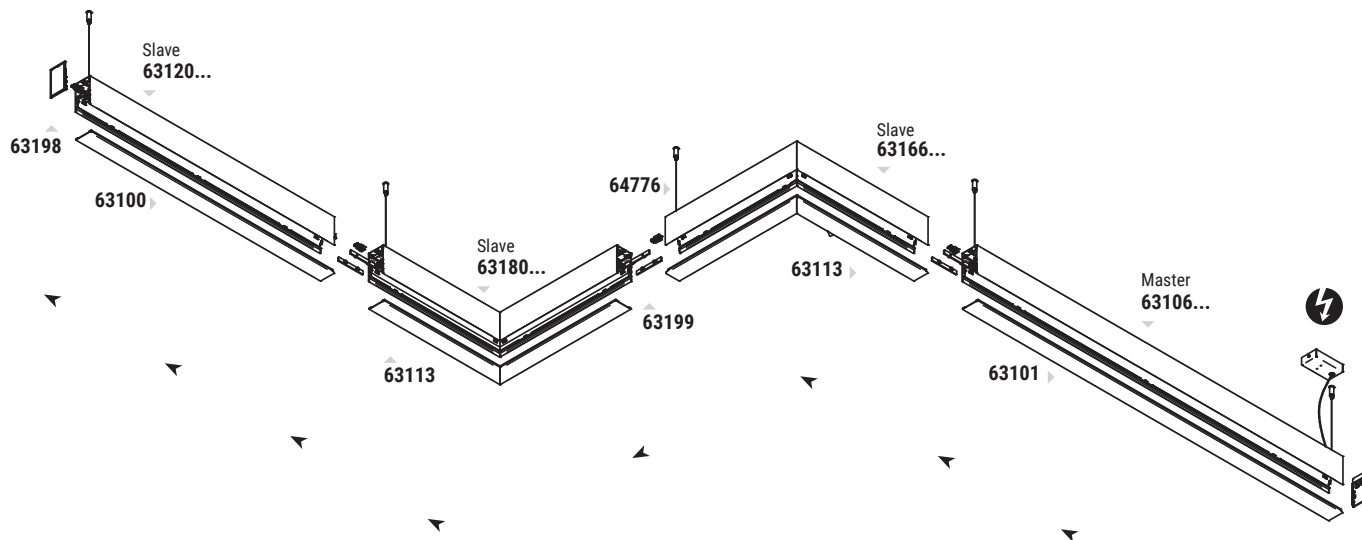


63198
Sealing cap for
single emission
2 pcs

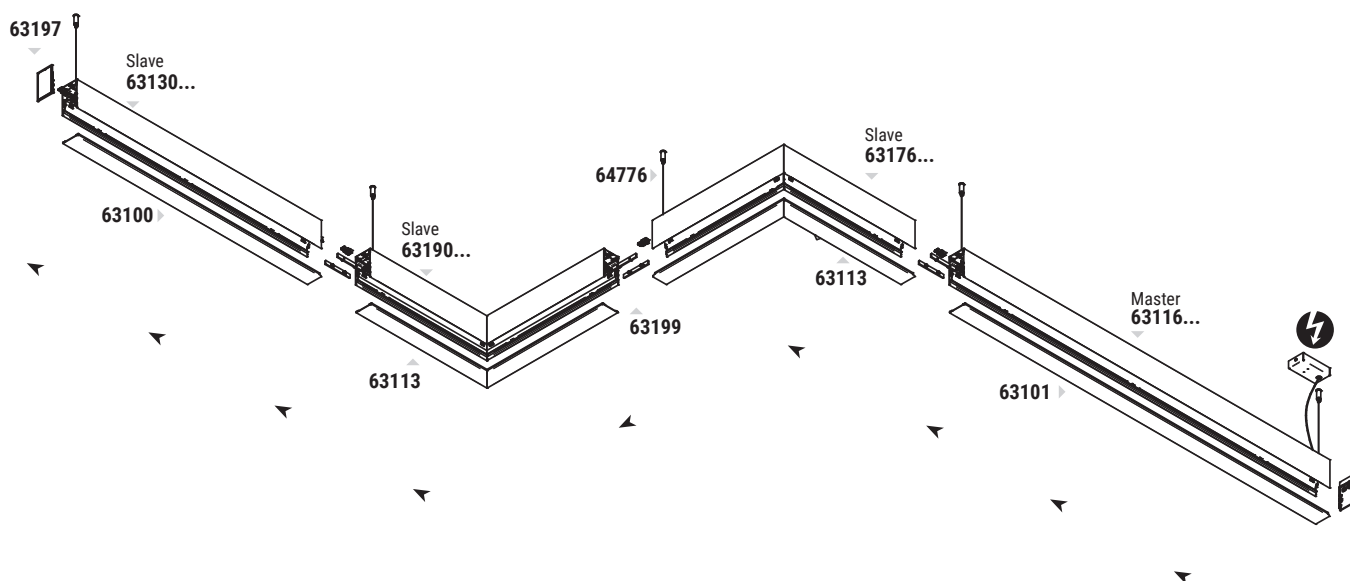


63197
Sealing cap for
dual emission
2 pcs

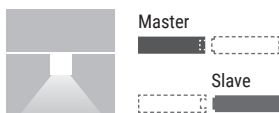

Shore_MP Single emission



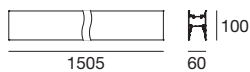
Shore_MP Double emission







Maximum length for single power supply 50 mt



MASTER - Single emission - 1505 mm - 28 W - CRI 80

White	On/Off	63110	3000 K	4210 lm	W	General	00
White	DALI / Dim	63111	4000 K	4600 lm	N		



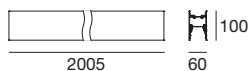
SLAVE - Single emission - 1005 mm - 20 W - CRI 80

White	On/Off	63126	3000 K	2885 lm	W	General	00
White	DALI / Dim	63127	4000 K	3145 lm	N		



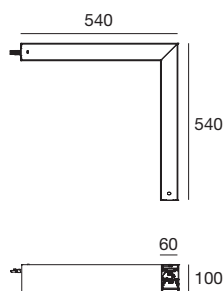
SLAVE - Single emission - 1505 mm - 28 W - CRI 80

White	On/Off	63140	3000 K	4210 lm	W	General	00
White	DALI / Dim	63141	4000 K	4600 lm	N		



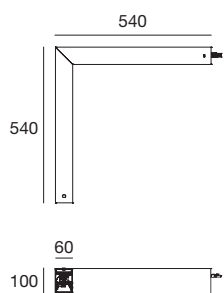
SLAVE - Single emission - 2005 mm - 42,5 W - CRI 80

White	On/Off	63156	3000 K	5770 lm	W	General	00
White	DALI / Dim	63157	4000 K	6290 lm	N		



SLAVE left corner - Single emission - 540x540 mm - 20 W - CRI 80

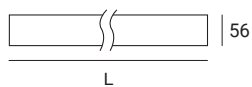
White	On/Off	63186	3000 K	2885 lm	W	General	00
White	DALI / Dim	63187	4000 K	3145 lm	N		



SLAVE right corner - Single emission - 540x540 mm - 20 W - CRI 80

White	On/Off	63170	3000 K	2885 lm	W	General	00
White	DALI / Dim	63171	4000 K	3145 lm	N		

Linear diffuser



Opaline diffuser

Opaline	1005 mm	63100
Opaline	1505 mm	63101
Opaline	2005 mm	63102
Opaline	2510 mm	63103
Opaline	3010 mm	63112

Opaline corner

		63113
--	--	--------------

Microprismatic diffuser

Opaline	1005 mm	63123
Opaline	1505 mm	63132
Opaline	2005 mm	63133
Opaline	2510 mm	63142
Opaline	3010 mm	63143

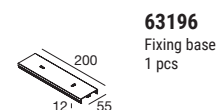
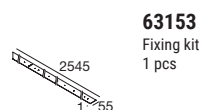
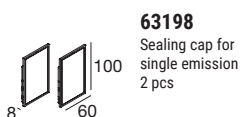
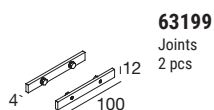
Microprismatic corner

		63122
--	--	--------------

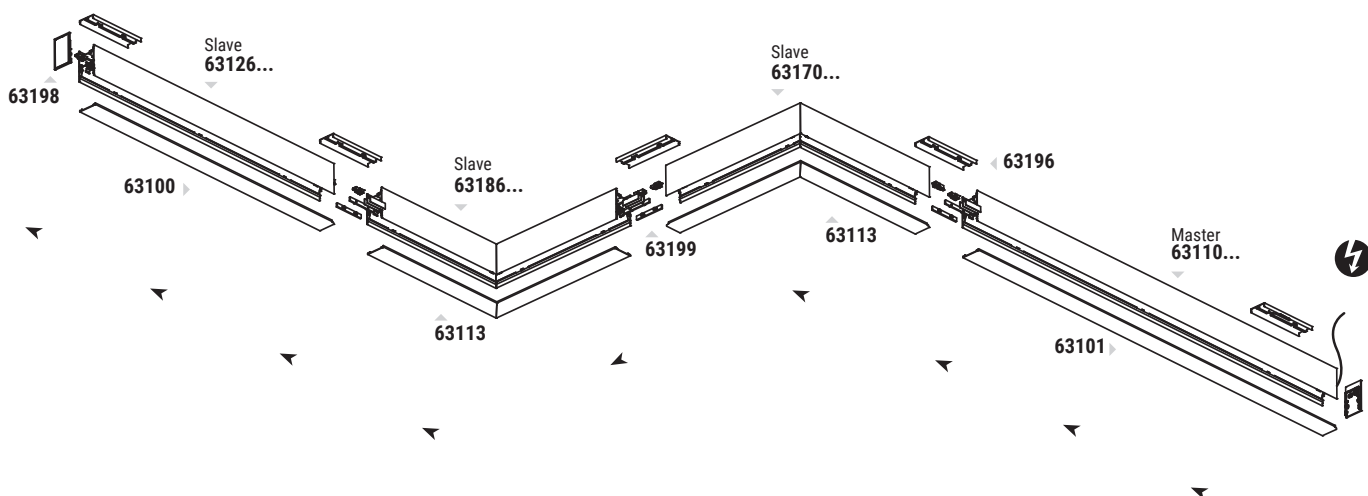
Anti-glaring diffuser

Opaline	1505 mm	63128
---------	---------	--------------

Accessories



Shore_MS



trail



In three words, Trail stands for: efficiency, high luminosity, ease of configuration. A system consisting of continuous LED rows for lighting large commercial areas thus, due to the LED technology, offer considerable energy saving and extremely low maintenance.

Materials

Steel cap
Aluminium body



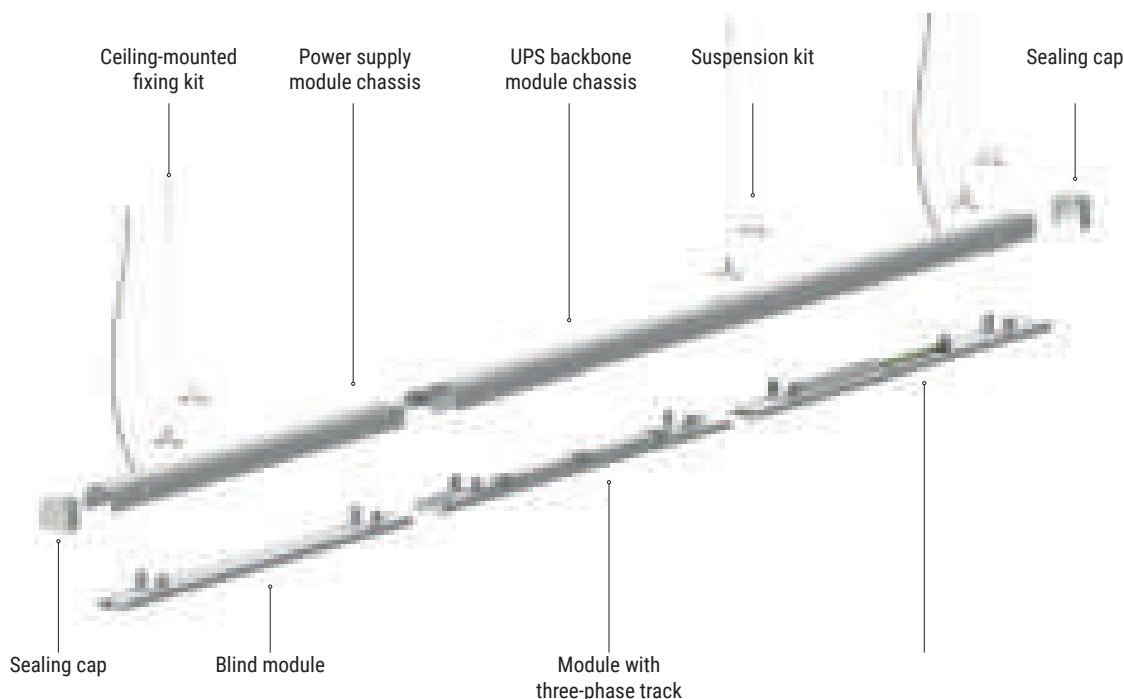
trail range



	3 pin	7 pin	7 pin
35 W	1135 mm	1135 mm	1135 mm
47 W	1135 mm	1135 mm	1135 mm
60 W	1135 mm	1135 mm	1135 mm
Finish	<input type="checkbox"/> <input type="checkbox"/>	<input type="checkbox"/> <input type="checkbox"/>	<input type="checkbox"/> <input type="checkbox"/>
topLED	4000K	4000K	4000K
Optics	Flood General Asymmetric Double asymmetric	Flood General Asymmetric Double asymmetric	Flood General Asymmetric Double asymmetric
Electronics	On/Off	On/Off	DALI

High efficiency versatile system

Trail offers homogeneous and contrast-free lighting, a long-lasting and quality light capable of adapting to any environment of use: as a matter of fact, the modularity of the system allows to create customised configurations. The great energy efficiency (up to 176 lm/W) and low maintenance allow to reduce the operating costs as compared to conventional fluorescence systems.



Quick installation

Continuous Trail lines are easy and quick to install: the new lock and quick release system of the guards allows the technician to operate totally freely, without needing any tools, and assembly times drop by 45% as compared to the previous version! Upon mounting the bearing structure, the quick-coupling system allows to position the single lighting bodies at will to obtain the most appropriate lighting and follow the arrangement of the elements in the environment.

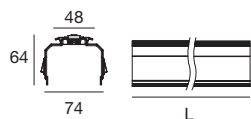


Extensive range of products

Trail is an extremely versatile system, with various available solutions. Three powers, that can be combined with optics of choice among the available four: diffused emission; 60° optics for high heights and applications not strictly bound to the supermarket sector; single or double asymmetric emission, for light directed on one or two categories of displayed products, conceived for visually enhancing the quality of the goods.

	Asymmetric	Bi-asymmetric	General	Flood
35 W AC				
47 W AC				
60 W AC				

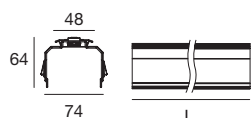

Trunking system | Power module



White	1135 mm	3 pin	ON/OFF	90911
Grey	1135 mm	3 pin	ON/OFF	90912
White	2270 mm	3 pin	ON/OFF	90915
Grey	2270 mm	3 pin	ON/OFF	90916

White	1135 mm	7 pin	ON/OFF / DALI	90913
Grey	1135 mm	7 pin	ON/OFF / DALI	90914
White	2270 mm	7 pin	ON/OFF / DALI	90917
Grey	2270 mm	7 pin	ON/OFF / DALI	90918

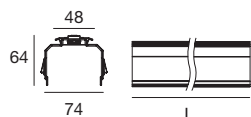

Trunking system | UPS backbone



White	1135 mm	3 pin	ON/OFF	90903
Grey	1135 mm	3 pin	ON/OFF	90904
White	2270 mm	3 pin	ON/OFF	90907
Grey	2270 mm	3 pin	ON/OFF	90908

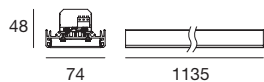
White	1135 mm	7 pin	ON/OFF / DALI	90905
Grey	1135 mm	7 pin	ON/OFF / DALI	90906
White	2270 mm	7 pin	ON/OFF / DALI	90909
Grey	2270 mm	7 pin	ON/OFF / DALI	90910

Trunking system | Trail_chassis | Auxiliary power supply



White	1135 mm	7 pin	ON/OFF / DALI	90905E
Grey	1135 mm	7 pin	ON/OFF / DALI	90906E

Trunking system | topLED 35 W



Efficiency - CRI 83

White	3 pin	ON/OFF	90919
Grey	3 pin	ON/OFF	90920

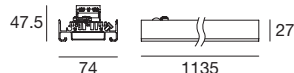
4000 K	5450 lm	N	Flood	60
			General	00
			Asymmetric	07
			Double-asym.	69

White	7 pin	ON/OFF	90921
Grey	7 pin	ON/OFF	90922

White	7 pin	DALI	90923
Grey	7 pin	DALI	90924



Trunking system | topLED 47 W



Efficiency - CRI 83

White	3 pin	ON/OFF	90925
Grey	3 pin	ON/OFF	90926

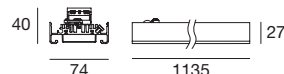
4000 K	7000 lm	N	Flood	60
			General	00
			Asymmetric	07
			Double-asym.	69

White	7 pin	ON/OFF	90927
Grey	7 pin	ON/OFF	90928

White	7 pin	DALI	90929
Grey	7 pin	DALI	90930



Trunking system | Trail_line | topLED 60 W



Efficiency - CRI 83

White	3 pin	ON/OFF	90931
Grey	3 pin	ON/OFF	90932

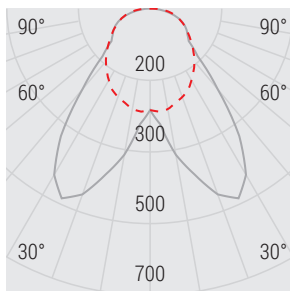
4000 K	8700 lm	N	Flood	60
			General	00
			Asymmetric	07
			Double-asym.	69

White	7 pin	ON/OFF	90933
Grey	7 pin	ON/OFF	90934

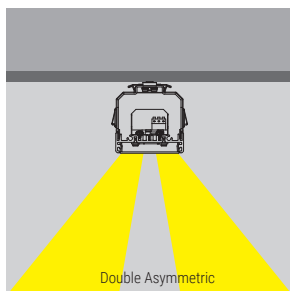
White	7 pin	DALI	90935
Grey	7 pin	DALI	90936




90931N69



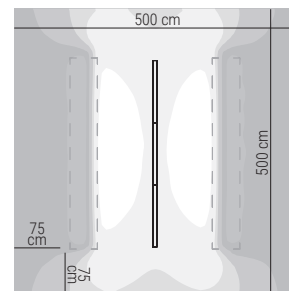
Photometric curve



Light beam

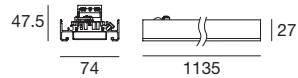



100 LUX 200 LUX 250 LUX 300 LUX 500 LUX 1000 LUX



Floor plan

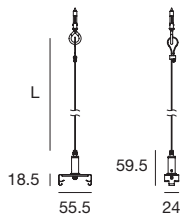
Trunking system | Three-phase adaptor



Module for track projectors.
Maximum load 3kg.
Sustained maximum power 60 W.

White	90952
Grey	90953

Trunking system | Suspension kit

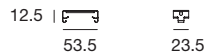


Steel cable adjustable at the base,
required for the suspension installation
and available in two versions, 1.5 m
and 3 m versions.

1500 mm	90944
3000 mm	90943

Fixing interline 1.5 m

Trunking system | Ceiling-mounted fixing kit



1x Steel bracket required for
ceiling installation.
Providing at least 1 bracket
every 1.5 m of Trail_chassis
module installed.

90945

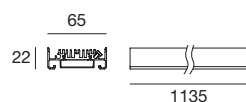

Trunking system | Sealing cap



Line neutral sealing cap.

White	90946
Grey	90947

Trunking system | Cover



Blind cover module.

White	90950
Grey	90951



archicove



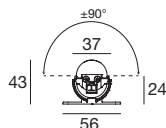

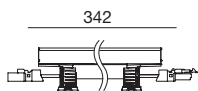
A lighting system with high degree of mobility, conceived for use as cove lighting. Archicove perfectly fits in narrow spaces of grooves and lateral clefts, typical in hotel facilities, museums and places of worship, offering direct lighting capable of enhancing prestigious vaults and ceilings.

Materials

Aluminium body
Polycarbonate diffuser



Archicove | Linear profiles | 24 V | topLED



CRI 80 - 9 W

Anod. AL.	94110	2700 K	979 lm	M	Medium Flood	30
		3000 K	1044 lm	W	Flood	60
		4000 K	1092 lm	N	General	00
					Asymmetric	07

CRI 80 - 27 W

Anod. AL.	94115	2700 K	2925 lm	M	Medium Flood	30
		3000 K	3132 lm	W	Flood	60
		4000 K	3276 lm	N	General	00
					Asymmetric	07

Electronics



99374
ON/OFF
75 W



99332
0/1-10V
150 W



99722
DALI
120 W

Cables



98879
Supply
24V DC
25 cm
Male 2 pin
2 x 1,5 mm²



98878
Extension
24V DC
1 m
Male-Female 2 pin
2 x 1,5 mm²

Accessories

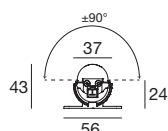


98699
Steel support plate
For 342 mm



98781
Steel support plate
For 1022 mm

Archicove On/Off | Linear profiles | 190-240 V | topLED



CRI 80 - 9 W

Anod. AL.	92023	2700 K	979 lm	M	Medium Flood	30
		3000 K	1044 lm	W	Flood	60
		4000 K	1092 lm	N	General	00
					Asymmetric	07

CRI 80 - 27 W

Anod. AL.	92025	2700 K	2925 lm	M	Medium Flood	30
		3000 K	3132 lm	W	Flood	60
		4000 K	3276 lm	N	General	00
					Asymmetric	07

Cables



98713
Supply
190~250V AC
25 cm
Male 2 pin
2 x 0,75 mm²



98716
Extension
190~250V AC
1 m
Male-Female 2 pin
2 x 0,75 mm²

Accessories

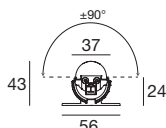

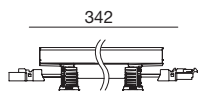


98699
Steel support plate
For 342 mm



98781
Steel support plate
For 1022 mm

Archicove RGBW | Linear profiles | 24 V | topLED



CRI 80 - 6,5 W

Anod. Al.	90523	RGBW natural white	Q	Medium Flood	30
		RGBW warm white	V	Flood	60
				General	00
				Asymmetric	07

CRI 80 - 19 W

Anod. Al.	90524	RGBW natural white	Q	Medium Flood	30
		RGBW warm white	V	Flood	60
				General	00
				Asymmetric	07

Electronics

driver CV 24V	switching CV 24V	DMX controllers	99385
▶ 981-982	▶ 986-989	▶ 995	DMX/RDM address

Cables


98715	98718	98878	98988
Supply 24V DC 25 cm Male 2 pin 2 x 1,5 mm ²	Extension 24V DC 1 m Male-Female 2 pin 2 x 1,5 mm ²	DMX direction wire	DMX sealing adaptor

Accessories

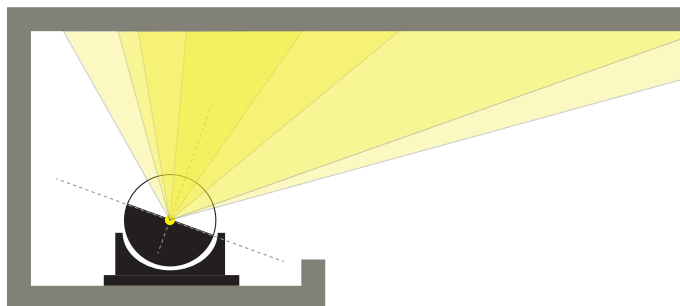
98699	98781
Steel support plate For 342 mm	Steel support plate For 1022 mm



Equipment equipped with male and female connectors, conceived for quick installation of a continuous row.




Precise light beam adjustment option by setting the rotation angle of the LED profile.



The extensive variety of optics offers a wide choice of solutions. Above all, it allows to redefine the cove lighting concept: not only softly diffused indirect light, but also a tool to be used to enhance the architecture with more or less narrow dimensions.

ice-cut



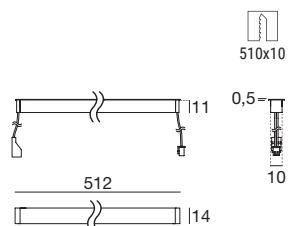

A body measuring just 10 millimetres fills up with light: Ice-Cut cuts across walls with its super slim lighting profile. This allows creating bright scenographies consisting of many light segments, or providing continuous lines thanks to the intensity perfectly distributed across the entire length of the profile. The abutment version for installation on plasterboards completes the range of products.

Materials

Translucent polycarbonate body



Ice-Cut | Linear profiles | topLED

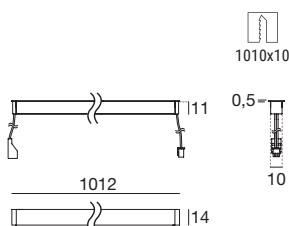


CRI 92 - 6 W						
Opaline	81248	3000 K	373 lm	W	General	00
		4000 K	409 lm	N		

CRI 80 - 6 W						
Opaline	81247	2700 K	420 lm	M	General	00
		3000 K	438 lm	W		
		4000 K	478 lm	N		

Electronics

99374 ON/OFF 1 - 12 art.	99332 0/1-10V 1 - 25 art.	99722 DALI 1 - 20 art.	Cables

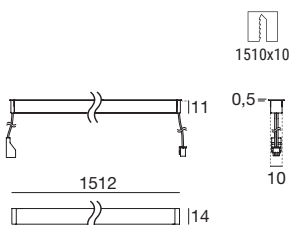


CRI 92 - 12 W						
Opaline	81250	3000 K	745 lm	W	General	00
		4000 K	818 lm	N		

CRI 80 - 12 W						
Opaline	81249	2700 K	840 lm	M	General	00
		3000 K	875 lm	W		
		4000 K	956 lm	N		

Electronics

99374 ON/OFF 1 - 6 art.	99332 0/1-10V 1 - 12 art.	99722 DALI 1 - 10 art.	Cables

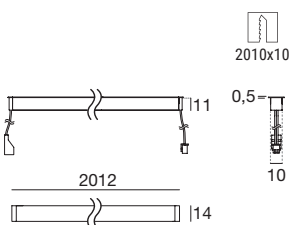


CRI 92 - 18 W						
Opaline	81252	3000 K	1118 lm	W	General	00
		4000 K	1227 lm	N		

CRI 80 - 18 W						
Opaline	81251	2700 K	1260 lm	M	General	00
		3000 K	1313 lm	W		
		4000 K	1434 lm	N		

Electronics

99374 ON/OFF 1 - 4 art.	99332 0/1-10V 1 - 8 art.	99722 DALI 1 - 6 art.	Cables



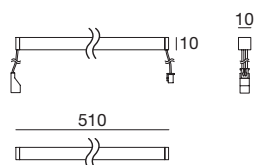
CRI 92 - 24 W						
Opaline	81254	3000 K	1490 lm	W	General	00
		4000 K	1636 lm	N		

CRI 80 - 24 W						
Opaline	81253	2700 K	1680 lm	M	General	00
		3000 K	1750 lm	W		
		4000 K	1912 lm	N		

Electronics

99374 ON/OFF 1 - 3 art.	99332 0/1-10V 1 - 6 art.	99722 DALI 1 - 5 art.	Cables

Ice-Cut_F | Linear profiles | topLED



RTG 95437W00

CRI 92 - 6 W

Opaline	97846	3000 K	373 lm	W	General	00
		4000 K	409 lm	N		

CRI 80 - 6 W

Opaline	95436	2700 K	420 lm	M	General	00
		3000 K	438 lm	W		
		4000 K	478 lm	N		

Electronics

99374 ON/OFF 1 - 12 art.	99332 0/1-10V 1 - 25 art.	99722 DALI 1 - 20 art.	98398 2 x Fixing clips	Cables

CRI 92 - 12 W

Opaline	97847	3000 K	745 lm	W	General	00
		4000 K	818 lm	N		

CRI 80 - 12 W

Opaline	95437	2700 K	840 lm	M	General	00
		3000 K	875 lm	W		
		4000 K	956 lm	N		

Electronics

99374 ON/OFF 1 - 6 art.	99332 0/1-10V 1 - 12 art.	99722 DALI 1 - 10 art.	98398 2 x Fixing clips	Cables

CRI 92 - 18 W

Opaline	97848	3000 K	1118 lm	W	General	00
		4000 K	1227 lm	N		

CRI 80 - 18 W

Opaline	95438	2700 K	1260 lm	M	General	00
		3000 K	1313 lm	W		
		4000 K	1434 lm	N		

Electronics

99374 ON/OFF 1 - 4 art.	99332 0/1-10V 1 - 8 art.	99722 DALI 1 - 6 art.	98398 2 x Fixing clips	Cables

CRI 92 - 24 W

Opaline	97849	3000 K	1490 lm	W	General	00
		4000 K	1636 lm	N		

CRI 80 - 24 W

Opaline	95822	2700 K	1680 lm	M	General	00
		3000 K	1750 lm	W		
		4000 K	1912 lm	N		

Electronics

99374 ON/OFF 1 - 3 art.	99332 0/1-10V 1 - 6 art.	99722 DALI 1 - 5 art.	98398 2 x Fixing clips	Cables

reika

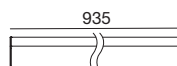
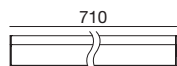


Reika is an asymmetric emission bar conceived to light shelves and display cases: the slanted profile of the diffuser directs the light to the underlying surface only, thus minimising the dispersion that usually comes from corner installations or flushed on the edge. Its high dissipation power makes it perfect for installation on sensitive materials, such as wood.

Materials

Anodised aluminium body
Polycarbonate diffuser

Reika_Y | Linear profiles | 180-300 V | topLED



CRI 92 - 14 W DC - 15 W AC

Opaline	94860	3000 K	975 lm	W	Asymmetric	07
---------	--------------	--------	--------	----------	------------	-----------

CRI 80 - 14 W DC - 15 W AC

Opaline	94857	3000 K	1235 lm	W	Asymmetric	07
		4000 K	1300 lm	N		

CRI 92 - 20 W DC - 22 W AC

Opaline	94861	3000 K	1775 lm	W	Asymmetric	07
---------	--------------	--------	---------	----------	------------	-----------

CRI 80 - 20 W DC - 22 W AC

Opaline	94858	3000 K	2223 lm	W	Asymmetric	07
		4000 K	2340 lm	N		

CRI 92 - 24 W DC - 26 W AC

Opaline	94862	3000 K	2340 lm	W	Asymmetric	07
---------	--------------	--------	---------	----------	------------	-----------


CRI 80 - 24 W DC - 26 W AC

Opaline	94859	3000 K	2964 lm	W	Asymmetric	07
		4000 K	3120 lm	N		

Les Arts Décoratifs | Paris, France



lafina



A light line just 7 millimetres thick. The ultra-slim light cuts that come with Lafina thanks to its small dimensions befit the walls and the ceiling. It comes with the frameless version, with plasterboard-installation option due to the special recessed casing, or exposed flange.


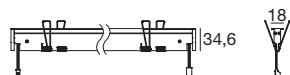

Materials

Aluminium body

Opaline polycarbonate diffuser



Lafina | Linear profiles | 24 V | topLED



CRI 80 - 1,7 W

Anod. AL	97379	3000 K	135 lm	W	General	00
		4000 K	140 lm	N		
		2700 K	145 lm	M		

Electronics



99374
ON/OFF
1 - 44 art.



99332
0/1-10V
1 - 88 art.



99722
DALI
1 - 70 art.



Cables



98449
1 end cap
+ screws



CRI 80 - 3,3 W

Anod. AL	97380	3000 K	270 lm	W	General	00
		4000 K	280 lm	N		
		2700 K	290 lm	M		



Electronics



99374
ON/OFF
1 - 22 art.



99332
0/1-10V
1 - 44 art.



99722
DALI
1 - 36 art.




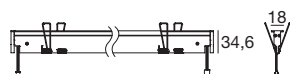
Cables



98449
1 end cap
+ screws

CRI 80 - 6,6 W

Anod. AL	97381	3000 K	540 lm	W	General	00
		4000 K	560 lm	N		
		2700 K	580 lm	M		



Electronics



99374
ON/OFF
1 - 11 art.



99332
0/1-10V
1 - 22 art.



99722
DALI
1 - 18 art.

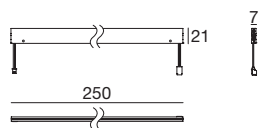



Cables



98449
1 end cap
+ screws

Lafina_F | Linear profiles | 24 V | topLED



CRI 80 - 1,7 W

Anod. AL.	96617	3000 K	135 lm	W	General	00
		4000 K	140 lm	N		
		2700 K	145 lm	M		

Electronics



99374
ON/OFF
1 - 44 art.



99332
0/1-10V
1 - 88 art.



99722
DALI
1 - 70 art.

Accessories



Cables



98445
Recessed casing



CRI 80 - 3,3 W

Anod. AL.	96618	3000 K	270 lm	W	General	00
		4000 K	280 lm	N		
		2700 K	290 lm	M		

Electronics



99374
ON/OFF
1 - 22 art.



99332
0/1-10V
1 - 44 art.



99722
DALI
1 - 36 art.

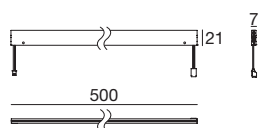
Accessories



Cables



98446
Recessed casing



CRI 80 - 6,6 W

Anod. AL.	96619	3000 K	540 lm	W	General	00
		4000 K	560 lm	N		
		2700 K	580 lm	M		

Electronics



99374
ON/OFF
1 - 11 art.



99332
0/1-10V
1 - 22 art.



99722
DALI
1 - 18 art.

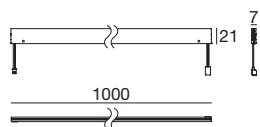
Accessories



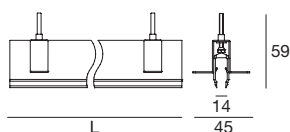

Cables



98447
Recessed casing



Lafina_F | Outer-casings




type suitable for

Anod. AL.	96617	250 mm	98445
Anod. AL.	96618	500 mm	98446
Anod. AL.	96619	1000 mm	98447


Aluminium profile for trimless installation; recessed cardboard ceiling mounting.

path markers range index


Ilamt



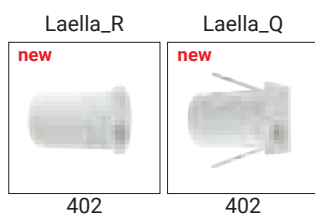
Petit




Quara



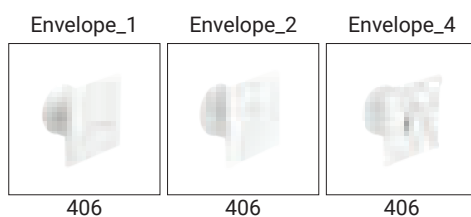
Laella



Dot



Envelope



Step


Step



408

Zed

Zed_Y



410

Vissa

Vissa_R





412

Vissa_Q



412










ilamt

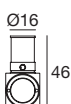


Ilamt comes small, squared and with minimal energy consumption. An applique for creating games of light and enhancing details, like objects placed on shelves.

Materials

Brass body

Ilamt | Wall light | powerLED 1 W 350 mA



Efficiency - CRI 80

White	93986	2700 K	136 lm	M	Spot	15
Nickel	93988	3000 K	145 lm	W	Medium Flood	30
		4000 K	155 lm	N	Flood	60



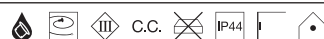
Electronics

<p>89144 ON/OFF 1 - 2 art.</p>	<p>99708 0/1-10V converter 1 - 4 art.</p>	<p>+ driver CV 24V 981</p>	<p>99711 DALI converter 1 - 4 art.</p>	<p>+ driver CV 24V 981</p>
-----------------------------------------------	----------------------------------------------------------	--------------------------------	-------------------------------------------------------	--------------------------------



1009 Recessed casing
84337

Ilamt | Wall light | powerLED 2 W 630 mA



Efficiency - CRI 80

White	93566	2700 K	219 lm	M	Spot	10
Nickel	86679	3000 K	233 lm	W	Medium Flood	30
		4000 K	249 lm	N	Flood	50



Electronics

<p>89147 ON/OFF 1 - 2 art.</p>	<p>99710 0/1-10V converter 1 art.</p>	<p>+ driver CV 24V 981</p>	<p>99713 DALI converter 1 art.</p>	<p>+ driver CV 24V 981</p>
-----------------------------------------------	------------------------------------------------------	--------------------------------	---------------------------------------------------	--------------------------------



1009 Recessed casing
84349

Ilamt66 | Wall light | powerLED 2 W 630 mA



Efficiency - CRI 80

White	97086	2700 K	219 lm	M	Narrow Spot	08
Nickel	97088	3000 K	233 lm	W	Spot	15
		4000 K	249 lm	N	Medium Flood	30
					Flood	60



Electronics


<p>89420 ON/OFF 1 - 2 art.</p>	<p>99179 ON/OFF 3 - 6 art.</p>	<p>99186 ON/OFF 6 - 12 art.</p>
-----------------------------------------------	-----------------------------------------------	------------------------------------------------



IP66

1009 Recessed casing
84349


petit



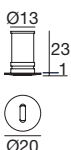
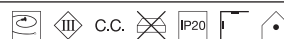
Square or round-shaped, Petit has two small slots with extremely small emission angle. A step light conceived for prompt lighting of significant architectural elements along corridors, staircases and transit areas.

Materials

Brass or aluminium body



Petit_R | Path-marker | powerLED 1 W 350 mA



Efficiency - CRI 80

White	92316	2700 K	98 lm	M	Narrow Spot	05
Nickel	92318	3000 K	107 lm	W		
		4000 K	114 lm	N		

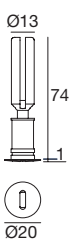


Electronics

89144 ON/OFF 1 - 2 art. **99708** 0/1-10V converter 1 - 4 art. + driver CV 24V **99711** DALI converter 1 - 4 art. + driver CV 24V

1009 Recessed casing **84335**

RTG **92316W05**
92318W05

Petit_R | Path-marker | powerLED 1.5 W 500 mA



Efficiency - CRI 80

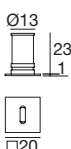

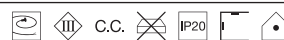
White	92320	2700 K	130 lm	M	Narrow Spot	05
Nickel	92322	3000 K	143 lm	W		
		4000 K	152 lm	N		

Electronics

99195 ON/OFF 1 - 2 art. **99709** 0/1-10V converter 1 art. + driver CV 24V **99712** DALI converter 1 art. + driver CV 24V

1009 Recessed casing **84917**

Petit_Q | Path-marker | powerLED 1 W 350 mA



Efficiency - CRI 80

White	92324	2700 K	98 lm	M	Narrow Spot	05
Nickel	92326	3000 K	107 lm	W		
		4000 K	114 lm	N		

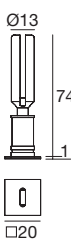
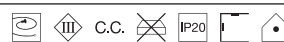
Electronics

89144 ON/OFF 1 - 2 art. **99708** 0/1-10V converter 1 - 4 art. + driver CV 24V **99711** DALI converter 1 - 4 art. + driver CV 24V

1009 Recessed casing **84335**

RTG **92324W05**
92326W05

Petit_Q | Path-marker | powerLED 1.5 W 500 mA



Efficiency - CRI 80

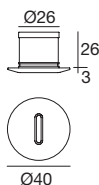
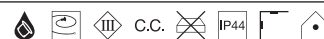
White	92328	2700 K	130 lm	M	Narrow Spot	05
Nickel	92330	3000 K	143 lm	W		
		4000 K	152 lm	N		

Electronics

99195 ON/OFF 1 - 2 art. **99709** 0/1-10V converter 1 art. + driver CV 24V **99712** DALI converter 1 art. + driver CV 24V

1009 Recessed casing **84917**

Petit_2R | Path-marker | powerLED 1 W 350 mA



Efficiency - CRI 80

White	92405	2700 K	136 lm	M	Narrow Spot	05
Nickel	92407	3000 K	145 lm	W		
		4000 K	155 lm	N		

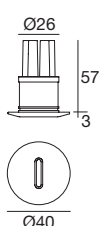
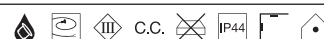
Electronics

89144 ON/OFF 1 - 2 art.
 99708 0/1-10V converter 1 - 4 art. + driver CV 24V 981
 99711 DALI converter 1 - 4 art. + driver CV 24V 981

1009 Recessed casing **84915/84336**

RTG **92405W05**
92407W05

Petit_2R | Path-marker | powerLED 2 W 630 mA



Efficiency - CRI 80

White	92409	2700 K	219 lm	M	Narrow Spot	05
Nickel	92411	3000 K	233 lm	W		
		4000 K	249 lm	N		

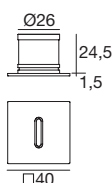
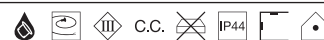
Electronics

89147 ON/OFF 1 - 2 art.
 99710 0/1-10V converter 1 art. + driver CV 24V 981
 99713 DALI converter 1 art. + driver CV 24V 981

1009 Recessed casing **84901**

RTG **92409W05**
92411W05

Petit_2Q | Path-marker | powerLED 1 W 350 mA



Efficiency - CRI 80

White	92413	2700 K	136 lm	M	Narrow Spot	05
Nickel	92415	3000 K	145 lm	W		
		4000 K	155 lm	N		

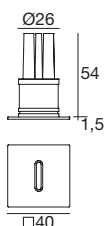
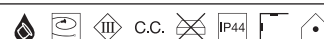
Electronics

89144 ON/OFF 1 - 2 art.
 99708 0/1-10V converter 1 - 4 art. + driver CV 24V 981
 99711 DALI converter 1 - 4 art. + driver CV 24V 981

1009 Recessed casing **84915/84336**

RTG **92413W05**
92415W05

Petit_2Q | Path-marker | powerLED 2 W 630 mA



Efficiency - CRI 80

White	92417	2700 K	219 lm	M	Narrow Spot	05
Nickel	92419	3000 K	233 lm	W		
		4000 K	249 lm	N		

Electronics

89147 ON/OFF 1 - 2 art.
 99710 0/1-10V converter 1 art. + driver CV 24V 981
 99713 DALI converter 1 art. + driver CV 24V 981

1009 Recessed casing **84901**

RTG **92417W05**
92419W05

quara

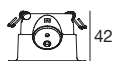
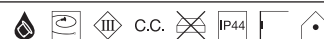


A light drop excavated in a square or round-shaped lamp body: here comes Quara, a step light installed in proximity of the floor. It offers a classy lighting and decoration thanks to the radial optics and ovalized emission.

Materials

Aluminium body

Quara_R | Path-marker | powerLED 2 W 630 mA



Efficiency - CRI 80

Nickel	86402	2700 K	219 lm	M	Flood	70
		3000 K	233 lm	W		
		4000 K	249 lm	N		

Electronics



89147
ON/OFF
1 - 2 art.



99710
0/1-10V converter
1 art.

+ driver CV 24V
▶ 981



99713
DALI converter
1 art.

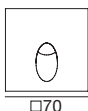
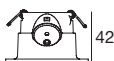

+ driver CV 24V
▶ 981



Recessed casing
1009 **84338**

RTG **86402W70**
86402N70

Quara_Q | Path-marker | powerLED 2 W 630 mA



Efficiency - CRI 80

Nickel	86564	2700 K	219 lm	M	Flood	70
		3000 K	233 lm	W		
		4000 K	249 lm	N		

Electronics



89147
ON/OFF
1 - 2 art.



99710
0/1-10V converter
1 art.

+ driver CV 24V
▶ 981



99713
DALI converter
1 art.


+ driver CV 24V
▶ 981




Recessed casing
1009 **84338**

RTG **86564W70**
86564W70

Private residence | Italy



laella

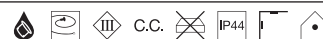


Laella is the prototype of then minimal step light with refined finishes, an extremely narrow emission and ovalized, capable of emitting a captivating light with defined contours. Also suitable for outdoor installations.

Materials

Aluminium or AISI 316 stainless steel body

Laella_R | Path-marker | powerLED 1 W 350 mA



Efficiency - CRI 80


White	93508	2700 K	100 lm	M	Asymmetric	07
Grey	93513	3000 K	107 lm	W		
Cor-Ten	93515	4000 K	114 lm	N		
Steel	93516					

Electronics

<p>89144 ON/OFF 1 - 2 art.</p>	<p>99708 0/1-10V converter 1 - 4 art.</p>	<p>+ driver CV 24V</p>	<p>99711 DALI converter 1 - 4 art.</p>	<p>+ driver CV 24V</p>
-----------------------------------------------	----------------------------------------------------------	------------------------	-------------------------------------------------------	------------------------

▶ 1009 Recessed casing
98950

Laella_Q | Path-marker | powerLED 1 W 350 mA



Efficiency - CRI 80

White	93517	2700 K	100 lm	M	Asymmetric	07
Grey	93518	3000 K	107 lm	W		
Cor-Ten	93519	4000 K	114 lm	N		
Steel	93520					

Electronics

<p>89144 ON/OFF 1 - 2 art.</p>	<p>99708 0/1-10V converter 1 - 4 art.</p>	<p>+ driver CV 24V</p>	<p>99711 DALI converter 1 - 4 art.</p>	<p>+ driver CV 24V</p>
-----------------------------------------------	----------------------------------------------------------	------------------------	-------------------------------------------------------	------------------------

▶ 1009 Recessed casing
98950

dot





Much more than a step light, Dot highlights the shapes of staircases and dark transit environments, thanks to the discrete presence alongside a soft and diffused light. An equally simple, classy and functional step light.

Materials

Anodised aluminium body

Dot_R | Path-marker | powerLED 1 W 350 mA



▶ 1009 Recessed casing
98992



Ø27




Efficiency - CRI 80

Opaline 93521	2700 K	136 lm	M	General	00
	3000 K	145 lm	W		
	4000 K	155 lm	N		

Electronics

 89144 ON/OFF 1 - 2 art.	 99708 0/1-10V converter 1 - 4 art.	+ driver CV 24V 	 99711 DALI converter 1 - 4 art.	+ driver CV 24V
------------------------------------------	-----------------------------------------------------	---------------------	--------------------------------------------------	---------------------

Dot_Q | Path-marker | powerLED 1 W 350 mA



▶ 1009 Recessed casing
98992



□25



Efficiency - CRI 80

Opaline 93522	2700 K	136 lm	M	General	00
	3000 K	145 lm	W		
	4000 K	155 lm	N		

Electronics

 89144 ON/OFF 1 - 2 art.	 99708 0/1-10V converter 1 - 4 art.	+ driver CV 24V 	 99711 DALI converter 1 - 4 art.	+ driver CV 24V
------------------------------------------	-----------------------------------------------------	---------------------	--------------------------------------------------	---------------------

envelope



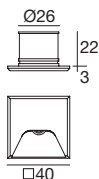
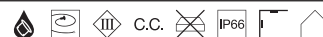
Aquastop®

A versatile and aesthetically minimal applique resembling a small envelope. Coming with single (fit for indoor installation), double or quadruple emission, Envelope allows to obtain light effects capable of lighting and furnishing all at once.

Materials

Aluminium body

Envelope_1 | Path-marker | powerLED 1 W 350 mA



Efficiency - CRI 80

White	96976	2700 K	136 lm	M	Asymmetric	07
Grey	96978	3000 K	145 lm	W		
Cor-Ten	96979	4000 K	155 lm	N		

Electronics

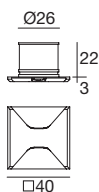

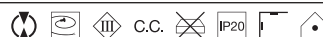
89419 ON/OFF 1 - 2 art.	89421 ON/OFF 3 - 6 art.	99183 ON/OFF 6 - 12 art.



IP66

1009 Recessed casing
84336 / 84915

Envelope_2 | Path-marker | powerLED 1 W 350 mA



Efficiency - CRI 80

White	96971	2700 K	136 lm	M	180°	18
Grey	96973	3000 K	145 lm	W		
Cor-Ten	96974	4000 K	155 lm	N		

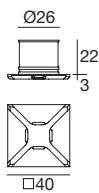

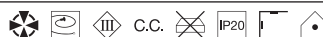
Electronics

		+ driver CV 24V		+ driver CV 24V
89144 ON/OFF 1 - 2 art.	99708 0/1-10V converter 1 - 4 art.		99711 DALI converter 1 - 4 art.	



1009 Recessed casing
84336 / 84915

Envelope_4 | Path-marker | powerLED 1 W 350 mA




Efficiency - CRI 80

White	96966	2700 K	136 lm	M	180°	18
Grey	96968	3000 K	145 lm	W		
Cor-Ten	96969	4000 K	155 lm	N		

Electronics

		+ driver CV 24V		+ driver CV 24V
89144 ON/OFF 1 - 2 art.	99708 0/1-10V converter 1 - 4 art.		99711 DALI converter 1 - 4 art.	



1009 Recessed casing
84336 / 84915

step

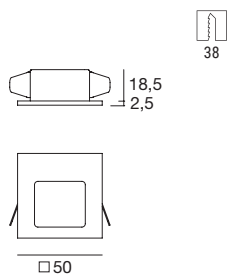


Step revolutionizes the step light concept miniaturising the case but offering an intense high performance light. It comes with a soft asymmetric emission, thanks to the shallow optical camera, which highlights the lit surface portions.

Materials

Aluminium body

Step | Path-marker | powerLED 1 W 350 mA



Efficiency - CRI 80

Chrome	81323	2700 K	136 lm	M	Asymmetric	07
Nickel	81324	3000 K	145 lm	W		
Brass	81325	4000 K	155 lm	N		
White	81326					
Black	81327					




RTG **81323W07**
81326W07

Electronics

 89144 ON/OFF 1 - 2 art.	 99708 0/1-10V converter 1 - 4 art.	+ driver CV 24V 	 99711 DALI converter 1 - 4 art.	+ driver CV 24V
------------------------------------------	-----------------------------------------------------	---------------------	--------------------------------------------------	---------------------

Private residence | Italy



zed

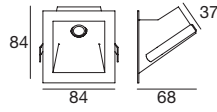
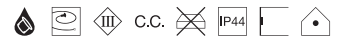


A square-shaped recessed minimal energy consumption step light. The source, recessed in the case, projects a well-directed asymmetric light: the source is concealed from view while the lighting is efficient and discrete at the same time.

Materials

Aluminium body

Zed_Y | Path-marker | powerLED 2 W 630 mA



64 x 73

Efficiency - CRI 80

White	85615	3000 K	233 lm	W	Flood	70
Grey	85614	4000 K	249 lm	N		
		5000 K	266 lm	C		

Electronics



89147
ON/OFF
1 - 2 art.



99710
0/1-10V converter
1 art.

+ driver CV 24V



99713
DALI converter
1 art.

+ driver CV 24V



RTG 86715W70

Recessed casing



84907

vissa



An efficient treadable recessed uplight with extremely small installation space. Small but resistant, Vissa is ideal for wooden, ceramic or carpeted floors. It also has very low temperatures on the glass surface, thus making it harmless at contact.

Materials

Brass body

Vissa R | Decorative spotlight | powerLED 0,7 W 220 mA



7,5|6|



Efficiency - CRI 80

Chrome	86717	2700 K	60 lm	M	General	00
Nickel	86718	3000 K	66 lm	W		
		5000 K	75 lm	C		

Electronics



99307 ON/OFF 1 - 2 art.	99249 0/1-10V 1 - 15 art.	99151 DALI 1 - 15 art.
--------------------------------------	----------------------------------------	-------------------------------------

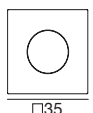


RTG **86717W00**
86718W00

Vissa Q | Decorative spotlight | powerLED 0,7 W 220 mA



7,5|6|



Efficiency - CRI 80

Chrome	86719	2700 K	60 lm	M	General	00
Nickel	86720	3000 K	66 lm	W		
		5000 K	75 lm	C		

Electronics



99307 ON/OFF 1 - 2 art.	99249 0/1-10V 1 - 15 art.	99151 DALI 1 - 15 art.
--------------------------------------	----------------------------------------	-------------------------------------



RTG **86720W00**

Recessed casings



84952
Washer for
installation
on parquet


Hôtel-Restaurant Julien | Fouday, France



small spotlights range index

Bibok

Bibok



420

Aspho

Aspho_R



423

Aspho_Q



425


Nitum

Nitum_R



429


Nitum_Q



430

Picrol

Picrol



432

Ghilea


Ghilea



434


Crystals

Beriel




437

Elin



438

Ture



439

Gude



440

Mosaic

Mosaic



442

Calypto

Calypto_1



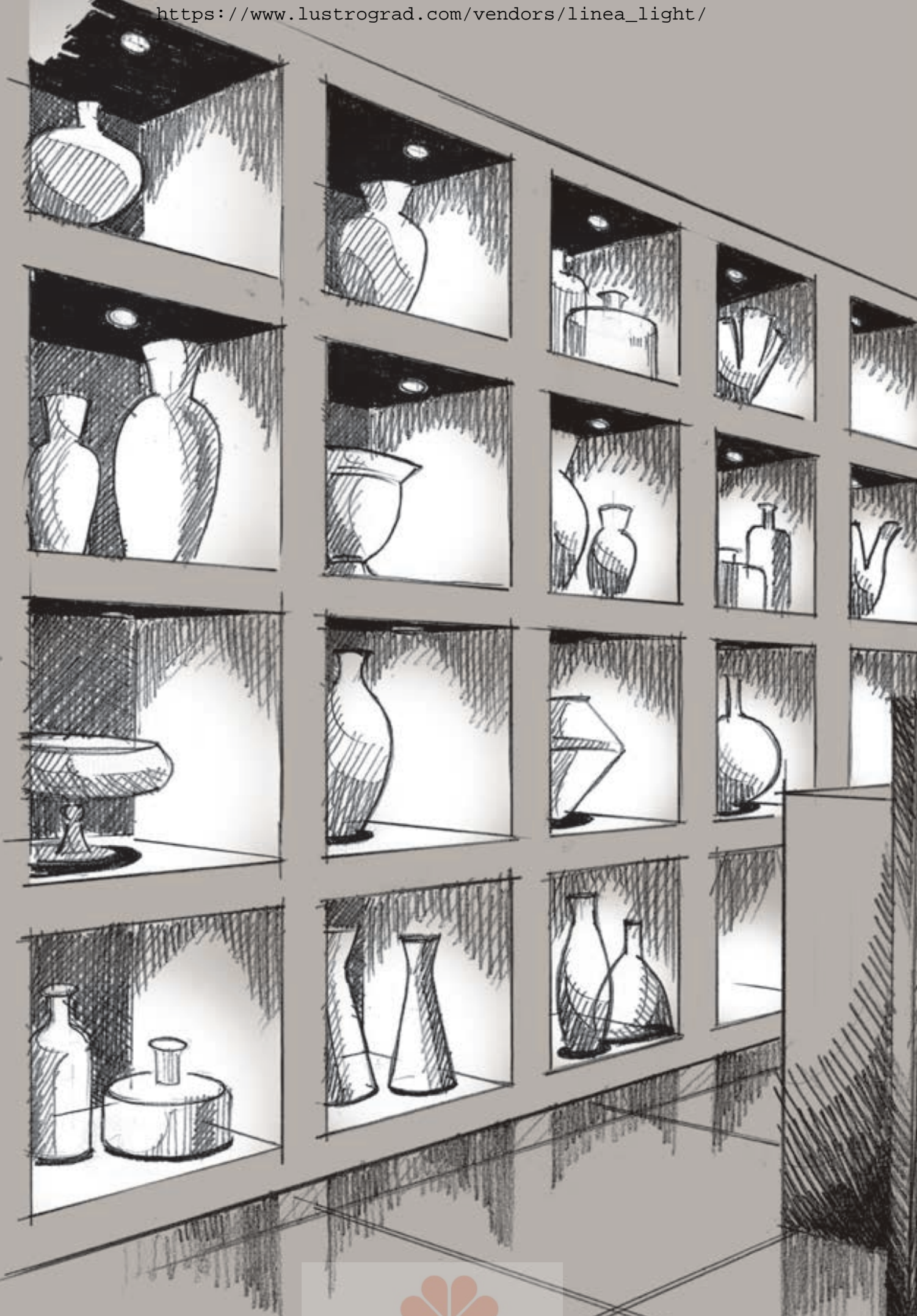
444


Calypto_2



444







Small Spotlights





Small Spotlights

bibok

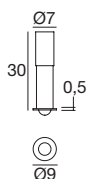
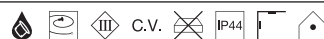


With a flange measuring just 9 mm, Bibok allows to obtain captivating lighting effects without affecting the architecture. With its ultra-minimalist design, fit for plasterboard-installation thanks to the recessed casing, this recessed spotlight enhances spaces with refined bright spots.

Materials

Brass body

Bibok | Decorative spotlight | 24 V | 5mmLED 0,5 W



White	91366	3000 K	W	Medium Flood	30
Chrome	85335	5000 K	C		


Electronics

99374 ON/OFF 1 - 150 art.	99332 0/1-10V 1 - 300 art.	99722 DALI 1 - 240 art.



RTG 91366W30
91366C30
85335W30
85335C30

Bibok | Decorative spotlight | powerLED 1 W 350 mA




White	91348	3000 K	107 lm	W	Flood	70
Chrome	85976	4000 K	114 lm	N		
		5000 K	139 lm	C		

White	91350	3000 K	107 lm	W	Wide Flood	12
Chrome	85575	4000 K	114 lm	N		
		5000 K	139 lm	C		

Electronics

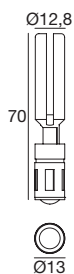

89144 ON/OFF 1 - 2 art.	99708 0/1-10V converter 1 - 4 art.	99711 DALI converter 1 - 4 art.
	+ driver CV 24V 	+ driver CV 24V



1009 Recessed casing
84916

RTG 85575W12
91348W70
85976W70

Bibok | Decorative spotlight | powerLED 1.5 W 500 mA



White	91349	3000 K	143 lm	W	Flood	70
Chrome	85979	4000 K	152 lm	N		
		5000 K	185 lm	C		

Electronics

99195 ON/OFF 1 - 2 art.	99709 0/1-10V converter 1 art.	99712 DALI converter 1 art.
	+ driver CV 24V 	+ driver CV 24V



1009 Recessed casing
84917

aspho



A perfect example of distributed lighting: Aspho is efficient, practical and comes with very discrete dimensions. It offers a wide range of available colour temperatures. It can be installed on plasterboards, using recessed casings.

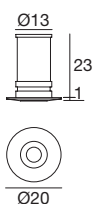
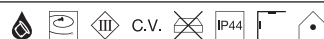
Materials

Brass or steel body



Small Spotlights

Aspho_R | Decorative spotlight | 24 V | 5mmLED 0,5 W



White	88417	3000 K	W	Medium Flood	30
Chrome	85001	5000 K	C		
Nickel	85002				

Electronics

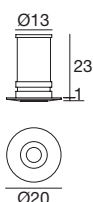


99374	99332	99722
ON/OFF 1 - 150 art.	0/1-10V 1 - 300 art.	DALI 1 - 240 art.

1009 Recessed casing
84916 / 84335

- RTG **88417W30**
88417C00
85001W30
85001C30
85002W30

Aspho_R | Decorative spotlight | powerLED 1 W 350 mA



White	91340	2700 K	98 lm	M	Flood	70
Chrome	85025	3000 K	107 lm	W		
Nickel	85026	4000 K	114 lm	N		
		5000 K	139 lm	C		

White	88418	2700 K	98 lm	M	Wide Flood	12
Chrome	85013	3000 K	107 lm	W		
Nickel	85014	4000 K	114 lm	N		
		5000 K	139 lm	C		

Electronics

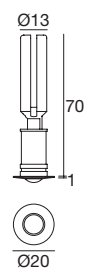
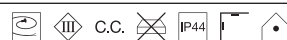


89144	99708	+ driver CV 24V	99711	+ driver CV 24V
ON/OFF 1 - 2 art.	0/1-10V converter 1 - 4 art.	▶ 981	DALI converter 1 - 4 art.	▶ 981

1009 Recessed casing
84916 / 84335

- RTG **91340W70** **85026W70**
91340C70 **85026N70**
85025W70 **88418W12**
85025N70 **85013W12**
85025C70 **85014W12**

Aspho_R | Decorative spotlight | powerLED 1,5 W 500 mA



White	91344	2700 K	130 lm	M	Flood	70
Chrome	85959	3000 K	143 lm	W		
Nickel	85960	4000 K	152 lm	N		
		5000 K	185 lm	C		

White	91346	2700 K	130 lm	M	Wide Flood	12
Chrome	85947	3000 K	143 lm	W		
Nickel	85948	4000 K	152 lm	N		
		5000 K	185 lm	C		

Electronics

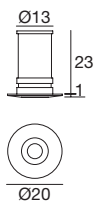
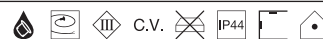


99195	99709	+ driver CV 24V	99712	+ driver CV 24V
ON/OFF 1 - 2 art.	0/1-10V converter 1 art.	▶ 981	DALI converter 1 art.	▶ 981

1009 Recessed casing
84917

- RTG **91344W70**
85960W70

Aspho_R | Decorative spotlight | 24 V | 5mmLED 1.5 W



White	91352	RGB	Z	Flood	30
Chrome	86707				
Nickel	86708				



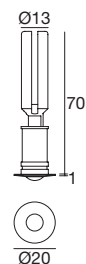

▶ 1009 Recessed casing
84916

RTG **91352Z30**
86708Z30

Electronics

RF driver CV	DMX driver CV	DMX controllers	driver CV 24V	switching CV 24V
▶ 985	▶ 985	▶ 995	▶ 981-982	▶ 986-989

Aspho_R | Decorative spotlight | powerLED 2,1 W 220 mA



White	91354	RGB	Z	Flood	70
Chrome	86730				
Nickel	86731				

White	91362	RGB	Z	Wide Flood	12
Chrome	87214				
Nickel	87215				

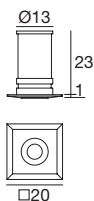
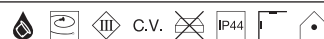


▶ 1009 Recessed casing
84917

Electronics

RF driver CC	DMX driver CC	DMX controllers	driver CV 24V/48V	switching CV 24V/48V
▶ 970	▶ 977	▶ 995	▶ 981-982	▶ 986-989

Aspho_Q | Decorative spotlight | 24 V | 5mmLED 0,5 W



White	91339	3000 K	W	Medium Flood	30
Chrome	85004	5000 K	C		
Nickel	85005				

Electronics

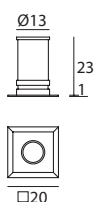
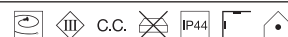


99374	99332	99722
ON/OFF 1 - 150 art.	0/1-10V 1 - 300 art.	DALI 1 - 240 art.

▶ 1009 Recessed casing
84916 / 84335




Aspho_Q | Decorative spotlight | powerLED 1 W 350 mA



White	91341	2700 K	98 lm	M	Flood	70
Chrome	85028	3000 K	107 lm	W		
Nickel	85029	4000 K	114 lm	N		
		5000 K	139 lm	C		

White	91343	3000 K	98 lm	W	Wide Flood	12
Chrome	85016	4000 K	114 lm	N		
Nickel	85017	5000 K	139 lm	C		

Electronics



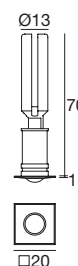

89144	99708	+ driver CV 24V	99711	+ driver CV 24V
ON/OFF 1 - 2 art.	0/1-10V converter 1 - 4 art.	▶ 981	DALI converter 1 - 4 art.	▶ 981

▶ 1009 Recessed casing
84916 / 84335



RTG **91341W70**

Aspho_Q | Decorative spotlight | powerLED 1,5 W 500 mA



White	91345	2700 K	130 lm	M	Flood	70
Chrome	85962	3000 K	143 lm	W		
Nickel	85963	4000 K	152 lm	N		
		5000 K	185 lm	C		

White	91347	2700 K	130 lm	M	Wide Flood	12
Chrome	85950	3000 K	143 lm	W		
Nickel	85951	4000 K	152 lm	N		
		5000 K	185 lm	C		

Electronics



99195	99709	+ driver CV 24V	99712	+ driver CV 24V
ON/OFF 1 - 2 art.	0/1-10V converter 1 art.	▶ 981	DALI converter 1 art.	▶ 981

▶ 1009 Recessed casing
84917





Small Spotlights

nitum



A recessed spotlight that allows to create true dot-like light reticulates, Nitum frees your creativity. The wide range of optics and colour temperatures allows unrivalled project versatility, enhanced by the recessed casing accessory for integration with plasterboard surfaces.

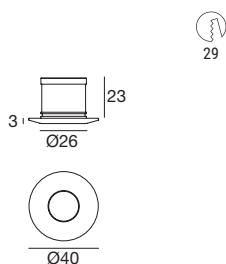
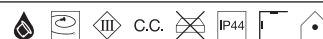
Materials

Brass or steel body




Small Spotlights

Nitum_R | Decorative spotlight | powerLED 1 W 350 mA



Efficiency - CRI 80

White	88421	2700 K	136 lm	M	Spot	10
Chrome	85043	3000 K	145 lm	W	Medium Flood	30
Nickel	85044	4000 K	155 lm	N	Flood	50
Steel	86881	5000 K	165 lm	C	Flood	70
					Wide Flood	12
					General	00

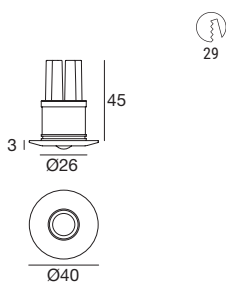
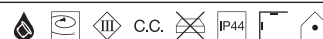


- RTG **88421W30** **85044W50**
- 85043W30**
- 85044W10**
- 85044W30**
- 85044W00**

Electronics

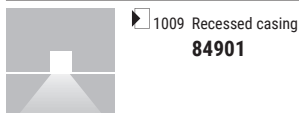
89144 ON/OFF 1 - 2 art.
99708 0/1-10V converter 1 - 4 art. + driver CV 24V
99711 DALI converter 1 - 4 art. + driver CV 24V

Nitum_R | Decorative spotlight | powerLED 2 W 630 mA



Efficiency - CRI 80

White	88423	2700 K	219 lm	M	Spot	10
Chrome	85059	3000 K	233 lm	W	Medium Flood	30
Nickel	85060	4000 K	249 lm	N	Flood	50
Steel	86883	5000 K	266 lm	C	Flood	70
					Wide Flood	12
					General	00

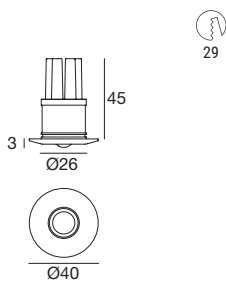


- RTG **88423W10** **85059W50**
- 88423W30** **85060W30**
- 88423W50** **85060W50**
- 88423W00**
- 88423N30**

Electronics

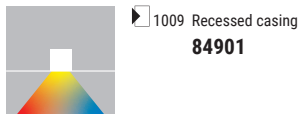
89147 ON/OFF 1 - 2 art.
99710 0/1-10V converter 1 art. + driver CV 24V
99713 DALI converter 1 art. + driver CV 24V

Nitum_R | Decorative spotlight | powerLED 2,1 W 220 mA



Efficiency - CRI 80

White	88568	RGB	Z	Spot	10
Chrome	86612			Medium Flood	30
Nickel	86613			Flood	60
Steel	86674			General	00

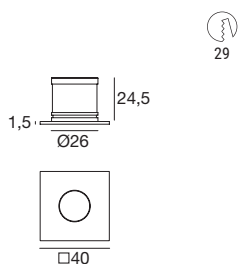
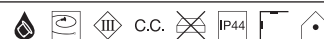


- RTG **86612Z60**

Electronics

RF driver CC
 DMX driver CC
 DMX controllers
 driver CV 24V/48V
 switching CV 24V/48V

Nitum_Q | Decorative spotlight | powerLED 1 W 350 mA



29

Efficiency - CRI 80

White	88422	2700 K	136 lm	M	Spot	10
Chrome	85045	3000 K	145 lm	W	Medium Flood	30
Nickel	85046	4000 K	155 lm	N	Flood	50
Steel	86882	5000 K	165 lm	C	Flood	70
					Wide Flood	12
					General	00

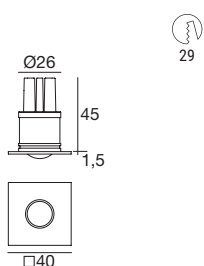
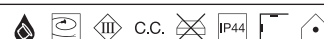
1009 Recessed casing
84915 / 84336

RTG **88422W30**

Electronics

89144 ON/OFF 1-2 art. 981
99708 0/1-10V converter 1-4 art. + driver CV 24V 981
99711 DALI converter 1-4 art. + driver CV 24V 981

Nitum_Q | Decorative spotlight | powerLED 2 W 630 mA



29

Efficiency - CRI 80

White	88424	2700 K	219 lm	M	Spot	10
Chrome	85061	3000 K	233 lm	W	Medium Flood	30
Nickel	85062	4000 K	249 lm	N	Flood	50
Steel	86884	5000 K	266 lm	C	Flood	70
					Wide Flood	12
					General	00

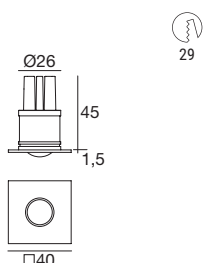
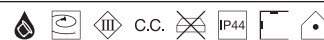
1009 Recessed casing
84901

RTG **88424W30**
88424W50
85061W30
85062W30

Electronics

89147 ON/OFF 1-2 art. 981
99710 0/1-10V converter 1 art. + driver CV 24V 981
99713 DALI converter 1 art. + driver CV 24V 981

Nitum_Q | Decorative spotlight | powerLED 2,1 W 220 mA



29

Efficiency - CRI 80

White	88569	RGB	Z	Medium Flood	30
Chrome	86614			Flood	60
Nickel	86615			General	00
Steel	86675				

1009 Recessed casing
84901



Electronics

970 RF driver CC 970
977 DMX driver CC 977
995 DMX controllers 995
981-982 driver CV 24V/48V 981-982
986-989 switching CV 24V/48V 986-989

picrol

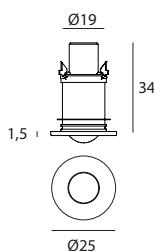
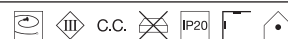


Installable on plasterboards by means of a special recessed casing, Picrol is discrete, practical and flexible. A light eye projected in the environment, with many available types of optics for full customisation.

Materials

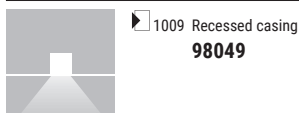
Brass or polyamide body

Picrol | Decorative spotlight | powerLED 1 W 350 mA



Efficiency - CRI 80

White	92256	2700 K	136 lm	W	Medium Flood	30
Black	92258	3000 K	145 lm	M	Flood	50
Chrome	92259	4000 K	155 lm	N	Flood	70
		5000 K	165 lm	C		

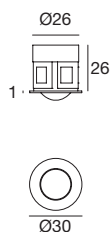
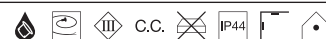


Electronics

89144 ON/OFF 1 - 2 art. **99708** 0/1-10V converter 1 - 4 art. + driver CV 24V **99711** DALI converter 1 - 4 art. + driver CV 24V **981**

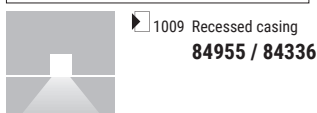
- RTG 92256W30 92259W70**
- 92256N30**
- 92256W70**
- 92258W30**
- 92259W30**

Picrol | Decorative spotlight | powerLED 1 W 350 mA



Efficiency - CRI 80

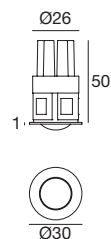
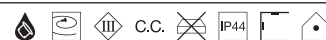
White	91364	3000 K	136 lm	M	Spot	10
Chrome	86407	4000 K	145 lm	W	Medium Flood	30
		5000 K	155 lm	N	Flood	50
					Flood	70
					Wide Flood	12
					General	00



Electronics

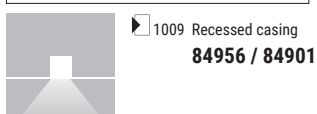
89144 ON/OFF 1 - 2 art. **99708** 0/1-10V converter 1 - 4 art. + driver CV 24V **99711** DALI converter 1 - 4 art. + driver CV 24V **981**

Picrol | Decorative spotlight | powerLED 1,5 W 500 mA



Efficiency - CRI 80

White	91365	3000 K	187 lm	M	Spot	10
Chrome	86408	4000 K	199 lm	W	Medium Flood	30
		5000 K	213 lm	N	Flood	50
					Flood	70
					Wide Flood	12
					General	00



Electronics

99195 ON/OFF 1 - 2 art. **99709** 0/1-10V converter 1 art. + driver CV 24V **99712** DALI converter 1 art. + driver CV 24V **981**

ghilea

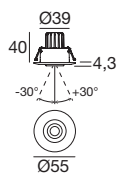



Maximum flexibility and adaptability: with its adjustable tilting optics, Ghilea offers specific solutions for small constantly changing scenarios such as shelves, niches or shop windows. It can be installed on plasterboards, using recessed casings.

Materials


Aluminium body

Ghilea | Decorative spotlight | powerLED 2 W 630 mA



Efficiency - CRI 80

White	97044	2700 K	219 lm	M	Spot	15
Black	97045	3000 K	233 lm	W	Medium Flood	30
Nickel	97189	4000 K	249 lm	N		
Chrome	97047					



RTG **97044W30**

Electronics

 89147 ON/OFF 1 - 2 art.	 99710 0/1-10V converter 1 art.	+ driver CV 24V 	 99713 DALI converter 1 art.	+ driver CV 24V
------------------------------------------	-------------------------------------------------	---------------------	----------------------------------------------	---------------------

Eos Hotel | Lecce, Italy



crystals



Each and every article of the Crystals range of products comes with unique distinctive features: the normal imperfections due to handcraft processing of the crystal enhance these spotlights even further. Plasterboard-installable using recessed casings, they come with various light CCTs of white light or RGB, with serial connection thanks to quick couplers.

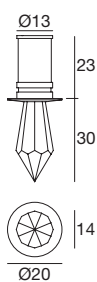
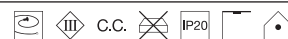
Materials

Brass body

Transparent prismatic ground crystal diffuser



Beriel | Crystal spotlight | powerLED 1 W 350 mA



Efficiency - CRI 80

Chrome	92285	3000 K	107 lm	W	General	00
		4000 K	114 lm	N		
		5000 K	139 lm	C		

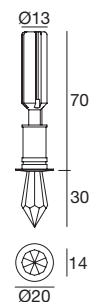

Electronics

<p>89144 ON/OFF 1 - 2 art.</p>	<p>99708 0/1-10V converter 1 - 4 art.</p>	<p>+ driver CV 24V ▶ 981</p>	<p>99711 DALI converter 1 - 4 art.</p>	<p>+ driver CV 24V ▶ 981</p>
-----------------------------------------------	----------------------------------------------------------	----------------------------------	-------------------------------------------------------	----------------------------------

▶ 1009 Recessed casing
84335

RTG **92285W00**

Beriel | Crystal spotlight | powerLED 1,5 W 500 mA



Efficiency - CRI 80

Chrome	87324	3000 K	143 lm	W	General	00
		4000 K	152 lm	N		
		5000 K	185 lm	C		

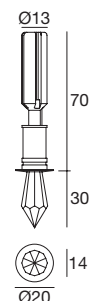
Electronics

<p>99195 ON/OFF 1 - 2 art.</p>	<p>99709 0/1-10V converter 1 art.</p>	<p>+ driver CV 24V ▶ 981</p>	<p>99712 DALI converter 1 art.</p>	<p>+ driver CV 24V ▶ 981</p>
-----------------------------------------------	------------------------------------------------------	----------------------------------	---------------------------------------------------	----------------------------------

▶ 1009 Recessed casing
84917

RTG **87324W00**

Beriel | Crystal spotlight | powerLED 2,1 W 220 mA



Chrome	87325	RGB	Z	General	00
--------	--------------	-----	----------	---------	-----------

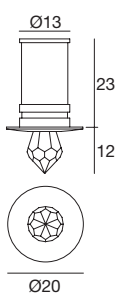

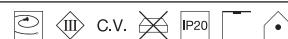
Electronics

<p>RF driver CC ▶ 970</p>	<p>DMX driver CC ▶ 977</p>	<p>DMX controllers ▶ 995</p>	<p>driver CV 24V/48V ▶ 981-982</p>	<p>switching CV 24V/48V ▶ 986-989</p>
-------------------------------	--------------------------------	----------------------------------	----------------------------------------	-------------------------------------------

▶ 1009 Recessed casing
84917



Elin | Crystal spotlight | 5mmLED 0,5 W 24 V



Chrome	87337	3000 K	W	General	00
		5000 K	C		
		R - G - B - Y on request			

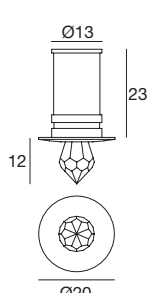

Electronics



99374	99332	99722
ON/OFF	0/1-10V	DALI
1 - 150 art.	1 - 300 art.	1 - 240 art.

1009 Recessed casing
84916 / 84335
 RTG **92631W00 87337W00**

Elin | Crystal spotlight | 5mmLED 0,5 W 24 V



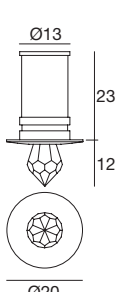
Chrome	87340	RGB	Z	General	00
--------	--------------	-----	----------	---------	-----------

Electronics

RF driver CV	DMX driver CV	DMX controllers	driver CV 24V	switching CV 24V
▶ 985	▶ 985	▶ 995	▶ 981-982	▶ 986-989

1009 Recessed casing
84916
 RTG **87340Z00**

Elin | Crystal spotlight | powerLED 1 W 350 mA



Efficiency - CRI 80

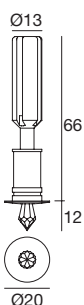
Chrome	91200	3000 K	107 lm	W	General	00
		4000 K	114 lm	N		
		5000 K	139 lm	C		

Electronics

89144	99708	+ driver CV 24V	99711	+ driver CV 24V
ON/OFF	0/1-10V converter	▶ 981	DALI converter	▶ 981
1 - 2 art.	1 - 4 art.		1 - 4 art.	

1009 Recessed casing
84916 / 84335
 RTG **91200W00**

Elin | Crystal spotlight | powerLED 1,5 W 500 mA



Efficiency - CRI 80

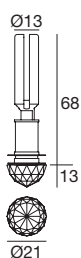
Chrome	87323	3000 K	143 lm	W	General	00
		4000 K	152 lm	N		
		5000 K	185 lm	C		

Electronics

99195	99709	+ driver CV 24V	99712	+ driver CV 24V
ON/OFF	0/1-10V converter	▶ 981	DALI converter	▶ 981
1 - 2 art.	1 art.		1 art.	

1009 Recessed casing
84917

Ture | Crystal spotlight | powerLED 1,5 W 500 mA



Efficiency - CRI 80

Chrome	87350	3000 K	143 lm	W	General	00
		4000 K	152 lm	N		
		5000 K	185 lm	C		

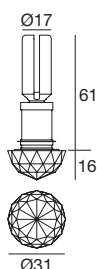
Electronics

 99195 ON/OFF 1 - 2 art.	 99709 0/1-10V converter 1 art.	+ driver CV 24V 	 99712 DALI converter 1 art.	+ driver CV 24V
------------------------------------------	-------------------------------------------------	---------------------	----------------------------------------------	---------------------

1009 Recessed casing
84917



Ture | Crystal spotlight | powerLED 1,5 W 500 mA



Efficiency - CRI 80

Chrome	87353	3000 K	199 lm	W	General	00
		4000 K	213 lm	N		
		5000 K	227 lm	C		

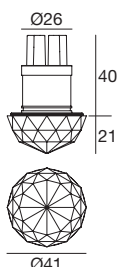
Electronics

 99195 ON/OFF 1 - 2 art.	 99709 0/1-10V converter 1 art.	+ driver CV 24V 	 99712 DALI converter 1 art.	+ driver CV 24V
------------------------------------------	-------------------------------------------------	---------------------	----------------------------------------------	---------------------

1009 Recessed casing
84954



Ture | Crystal spotlight | powerLED 1,5 W 500 mA



Efficiency - CRI 80

Chrome	87356	3000 K	199 lm	W	General	00
		4000 K	213 lm	N		
		5000 K	227 lm	C		

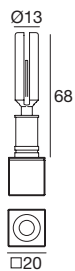
Electronics

 99195 ON/OFF 1 - 2 art.	 99709 0/1-10V converter 1 art.	+ driver CV 24V 	 99712 DALI converter 1 art.	+ driver CV 24V
------------------------------------------	-------------------------------------------------	---------------------	----------------------------------------------	---------------------

1009 Recessed casing
84901



Gude | Crystal spotlight | powerLED 1,5 W 500 mA



Efficiency - CRI 80

Chrome 87330	3000 K	143 lm	W	General	00
	4000 K	152 lm	N		
	5000 K	185 lm	C		


Electronics

99195 ON/OFF 1 - 2 art.	99709 0/1-10V converter 1 art.	+ driver CV 24V 	99712 DALI converter 1 art.

1009 Recessed casing
84917



Gude | Crystal spotlight | powerLED 1,5 W 500 mA



Efficiency - CRI 80

Chrome 87332	3000 K	199 lm	W	General	00
	4000 K	213 lm	N		
	5000 K	227 lm	C		

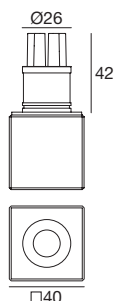

Electronics

99195 ON/OFF 1 - 2 art.	99709 0/1-10V converter 1 art.	+ driver CV 24V 	99712 DALI converter 1 art.

1009 Recessed casing
84954



Gude | Crystal spotlight | powerLED 1,5 W 500 mA



Efficiency - CRI 80

Chrome 87335	3000 K	199 lm	W	General	00
	4000 K	213 lm	N		
	5000 K	227 lm	C		


Electronics

99195 ON/OFF 1 - 2 art.	99709 0/1-10V converter 1 art.	+ driver CV 24V 	99712 DALI converter 1 art.

1009 Recessed casing
84901



mosaic

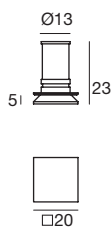
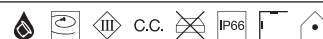


Games of light, fascinating mosaics or classy touches to complete environments. Coming with a 20 mm square-shaped small diffuser, with its IP66 degree of protection, Mosaic can be installed in proximity of swimming pools, saunas and spas, even using a special recessed casing.

Materials

Brass body
Glass diffuser

Mosaic | Decorative spotlight | powerLED 1 W 350 mA



Efficiency - CRI 80

Chrome **93820** 4000 K 114 lm **N** General **00**

Electronics



89144
ON/OFF
1 - 2 art.



99708
0/1-10V converter
1 - 4 art.

+ driver CV 24V
▶ 981



99711
DALI converter
1 - 4 art.

+ driver CV 24V
▶ 981



▶ 1009 Recessed casing
84335

RTG 93820N00

Villa San Gottardo | Vittorio Veneto, Italy



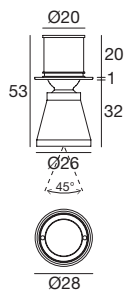
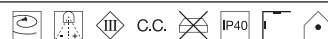
calypto



Orientable, classy, versatile. Calypto can be plasterboard-recessed using the recessed casing. Having a movable joint, it is designed to enhance display in niches and shop windows.

Materials
Brass body






Calypto_1 | Movable spotlight | powerLED 1,5 W 500 mA



Efficiency - CRI 80

Chrome	87059	3000 K	199 lm	W	Spot	10
Nickel	87060	4000 K	213 lm	N	Medium Flood	30

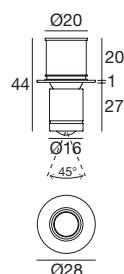
Electronics

 99195 ON/OFF 1 - 2 art.	 99709 0/1-10V converter 1 art.	+ driver CV 24V 	 99712 DALI converter 1 art.	+ driver CV 24V 
---------------------------------------------------------------------------------------------------------------------------	-----------------------------------------------------------------------------------------------------------------------------------	--------------------------------------------------------------------------------------------------------	---------------------------------------------------------------------------------------------------------------------------------	--------------------------------------------------------------------------------------------------------



1009 Recessed casing
84349






Calypto_2 | Movable spotlight | powerLED 1,5 W 500 mA



Efficiency - CRI 80

Chrome	87067	3000 K	199 lm	W	Medium Flood	30
Nickel	87068	4000 K	213 lm	N	Flood	50
					Flood	70

Electronics


 99195 ON/OFF 1 - 2 art.	 99709 0/1-10V converter 1 art.	+ driver CV 24V 	 99712 DALI converter 1 art.	+ driver CV 24V 
-----------------------------------------------------------------------------------------------------------------------------	-------------------------------------------------------------------------------------------------------------------------------------	----------------------------------------------------------------------------------------------------------	-----------------------------------------------------------------------------------------------------------------------------------	----------------------------------------------------------------------------------------------------------



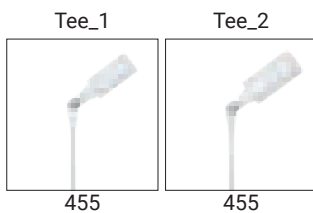
1009 Recessed casing
84349

small projectors range index

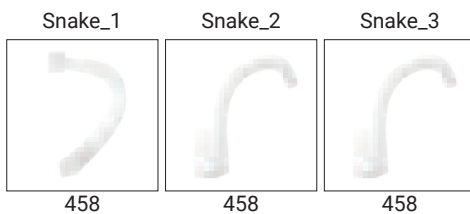
Eyelet



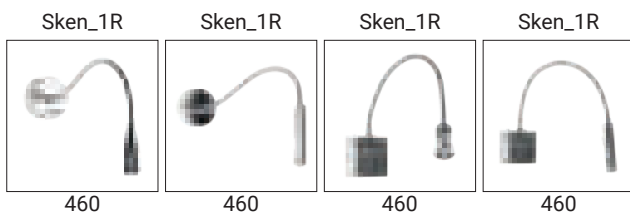
Tee




Snake

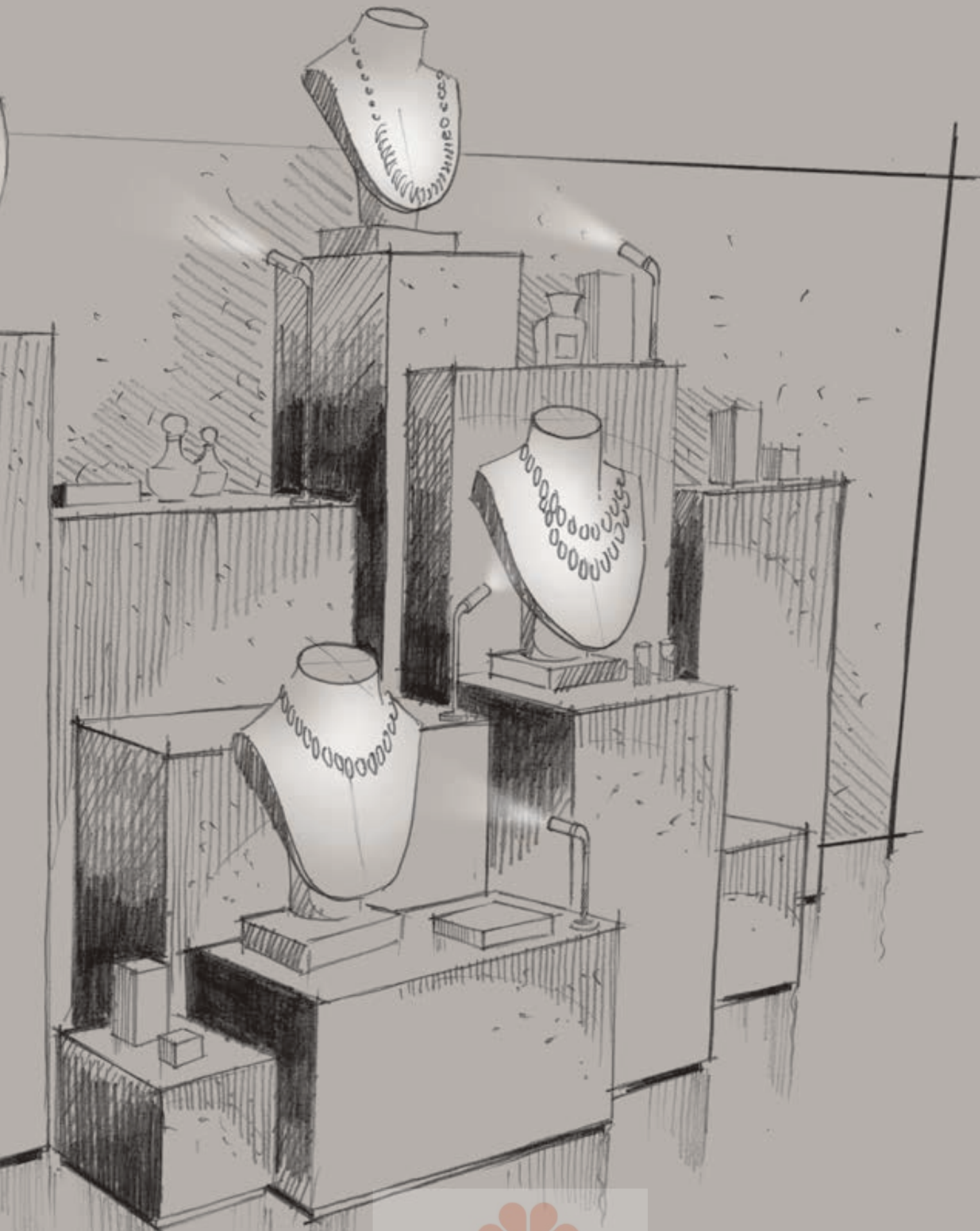


Sken













eyelet

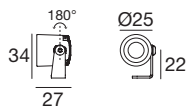



Eyelet is perfect for enhancing display in shelves, niches and shop windows. Installation is simple and easy due to the practical orientable bracket, while very small in size: Eyelet can be directed at will and offers discrete lighting.

Materials

Aluminium body

Eyelet_R | Movable spotlight | powerLED 2 W 630 mA



Efficiency - CRI 80

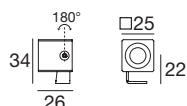

White	96984	2700 K	219 lm	M	Spot	15
Black	96985	3000 K	233 lm	W	Medium Flood	30
Grey	96986	4000 K	249 lm	N	Flood	60

Electronics

 89147 ON/OFF 1 - 2 art.	 99710 0/1-10V converter 1 art.	+ driver CV 24V 	 99713 DALI converter 1 art.	+ driver CV 24V
------------------------------------------	-------------------------------------------------	---------------------	----------------------------------------------	---------------------



Eyelet_Q | Movable spotlight | powerLED 2 W 630 mA



Efficiency - CRI 80

White	97336	2700 K	219 lm	M	Spot	15
Black	97337	3000 K	233 lm	W	Medium Flood	30
Grey	97338	4000 K	249 lm	N	Flood	60

Electronics

 89147 ON/OFF 1 - 2 art.	 99710 0/1-10V converter 1 art.	+ driver CV 24V 	 99713 DALI converter 1 art.	+ driver CV 24V
------------------------------------------	-------------------------------------------------	---------------------	----------------------------------------------	---------------------



tee



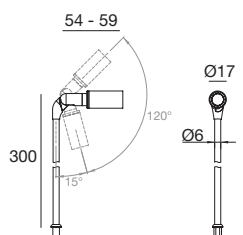
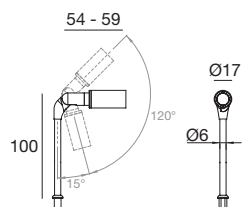
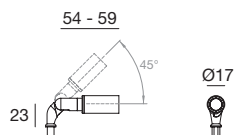
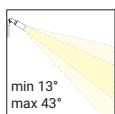
Orientable and with variable optics, Tee projectors are conceived to be installed on shop windows and many other supports: its small dimensions, the three stem heights and various accessories make these spotlights suitable for any environment.

Materials

Aluminium body



Tee_1 | Movable Spotlight | powerLED 1 W 350 mA



H. 23 mm - CRI 80

White	90503	3000 K	146 lm	W	Adjust. 13° - 43°	85
Black	90504	4000 K	156 lm	N		
Chrome	90505	5000 K	166 lm	C		
Nickel	90506					

H. 100 mm - CRI 80

White	90499	3000 K	146 lm	W	Adjust. 13° - 43°	85
Black	90500	4000 K	156 lm	N		
Chrome	90501	5000 K	166 lm	C		
Nickel	90502					

H. 300 mm - CRI 80

White	90495	3000 K	146 lm	W	Adjust. 13° - 43°	85
Black	90496	4000 K	156 lm	N		
Chrome	90497	5000 K	166 lm	C		
Nickel	90498					

Electronics



89144
ON/OFF
1 - 2 art.



99708
0/1-10V converter
1 - 4 art.

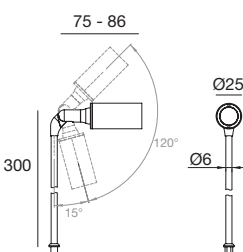
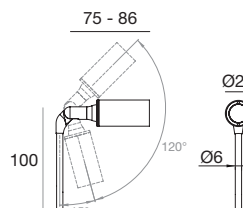
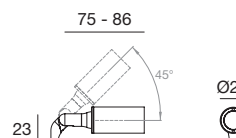
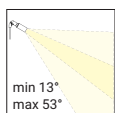
+ driver CV 24V
▶ 981



99711
DALI converter
1 - 4 art.

+ driver CV 24V
▶ 981

Tee_2 | Movable Spotlight | powerLED 2 W 630 mA



H. 23 mm - CRI 80

White	90515	3000 K	233 lm	W	Adjust. 13° - 53°	85
Black	90516	4000 K	249 lm	N		
Chrome	90517	5000 K	266 lm	C		
Nickel	90518					

H. 100 mm - CRI 80

White	90511	3000 K	233 lm	W	Adjust. 13° - 53°	85
Black	90512	4000 K	249 lm	N		
Chrome	90513	5000 K	266 lm	C		
Nickel	90514					

H. 300 mm - CRI 80

White	90507	3000 K	233 lm	W	Adjust. 13° - 53°	85
Black	90508	4000 K	249 lm	N		
Chrome	90509	5000 K	266 lm	C		
Nickel	90510					

Electronics



89147
ON/OFF
1 - 2 art.



99710
0/1-10V converter
1 art.

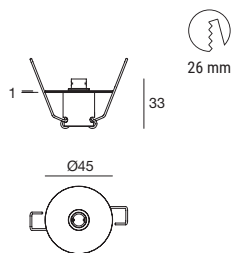
+ driver CV 24V
▶ 981



99713
DALI converter
1 art.

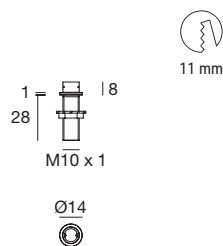

+ driver CV 24V
▶ 981

Tee | Fixing accessory with springs for recessed installation



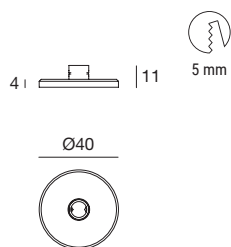
White	98972
Black	98973
Chrome	98974
Nickel	98975

Tee | Accessory with threaded pin for recessed installation



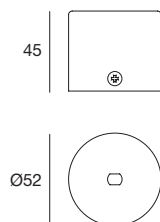
White	98980
Black	98981
Chrome	98982
Nickel	98983

Tee_1 & Tee_2 | Accessory with fixing screws for surface installation



White	98976
Black	98977
Chrome	98978
Nickel	98979

Tee_1 & Tee_2 | Driver-holder base for ceiling-mounted installation (driver excluded)



White	99503
Black	99504
Chrome	99505
Nickel	99506

Tee_1 driver

Tee_2 driver



89148

89151

ON/OFF
1 - 2 art.
For base

ON/OFF
1 - 2 art.
For base

snake

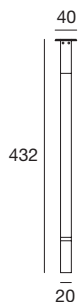

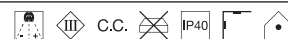


Flexuuous and freely adjustable in any direction for better emission pointing, Snake is a flexible spotlight suitable for use as a bed headboard for lighting niches and points of interest.

Materials

Neoprene rubber body

Snake_1 | Flexible spotlight | powerLED 1.5 W 500 mA



Balance - CRI 90

White	7229	3000 K	141 lm	W	General	00
Black	7230					

Electronics



99195
ON/OFF
1 - 2 art.



99709
0/1-10V converter
1 art.

+ driver CV 24V
▶ 981

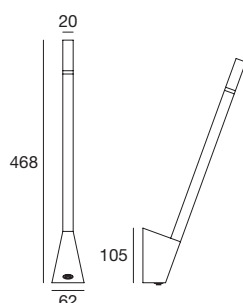


99712
DALI converter
1 art.

+ driver CV 24V
▶ 981



Snake_2 On/Off switch | Flexible spotlight | 220-240 V | powerLED 1.5 W - DC 2 W AC

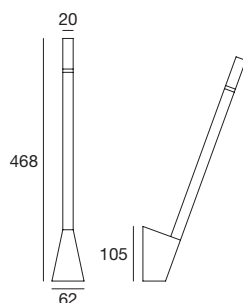


Balance - CRI 90

White	7234	3000 K	141 lm	W	General	00
Black	7235					



Snake_3 | Flexible spotlight | 220-240 V | powerLED 1.5 W DC - 2 W AC



Balance - CRI 90

White	7226	3000 K	141 lm	W	General	00
Black	7227					



sken

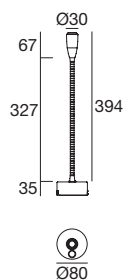


An applique conceived for public environments, provided with a flexible arm for extreme pointing freedom. Sken comes with two switches, at the base and in proximity of the head, for ease of use at night.

Materials

Aluminium base
Brass head and arm

Sken_1R | Flexible spotlight | 190-250 V | powerLED 2 W DC - 2,2 W AC

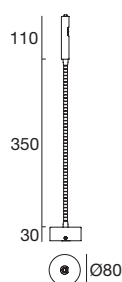


Efficiency - CRI 80

Chrome	97558	3000 K	233 lm	W	Spot	15
Nickel	97557	4000 K	249 lm	N	Medium Flood	30
					Flood	60



Sken_2R | Flexible spotlight | 190-250 V | powerLED 2 W DC - 2,2 W AC

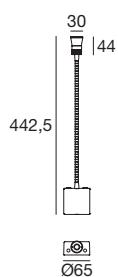


Efficiency - CRI 80

Chrome	87146	3000 K	233 lm	W	Flood	50
Nickel	87144	4000 K	249 lm	N	Flood	70



Sken_1Q | Flexible spotlight | 190-250 V | powerLED 2 W DC - 2,2 W AC

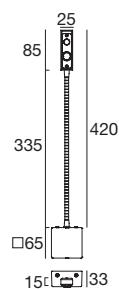



Efficiency - CRI 80

Chrome	97560	3000 K	233 lm	W	Spot	15
Nickel	97559	4000 K	249 lm	N	Medium Flood	30
					Flood	60



Sken_2Q | Flexible spotlight | 190-250 V | powerLED 2 W DC - 2,2 W AC



Efficiency - CRI 80

Chrome	87130	3000 K	233 lm	W	Flood	50
Nickel	87128	4000 K	249 lm	N	Flood	70

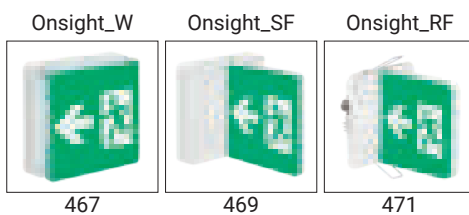


emergency range index

Fled

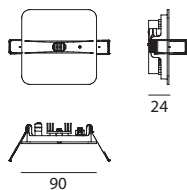


Onsight





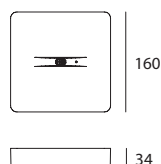
Fled_E | Escape route | 220-240 V | powerLED 1,5 W DC - 1,7 W AC



White	Standard	6500 K	227 lm	Elliptic	62504
White	UPS	6500 K	227 lm	Elliptic	64804



Fled_E | Escape route | 220-240 V | powerLED 1,5 W DC - 1,7 W AC




White	Standard	6500 K	227 lm	Elliptic	62514
White	UPS	6500 K	227 lm	Elliptic	64814



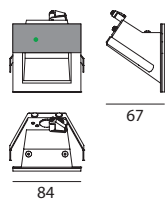
Safety lighting for escape routes

Independent equipment for non-permanent safety lighting, compliant with the European standards EN 1838, with optics specifically designed for application along escape routes. In the recessed version, with only 2 millimetres of thickness, FLED-E is recessed into the dropped ceiling, integrating into the environment with minimum overall dimensions. The surface-mounted version, that can be quickly installed due to the practical rod, instead comes with refined aesthetics and soft lines which accompanies the ordinary lighting equipment with discretion.

FLED-E comes with a nickel-cadmium battery pack with a 3-hour operational duration.



Fled_W | Escape route | 220-240 V | powerLED 1,5 W DC - 1,7 W AC



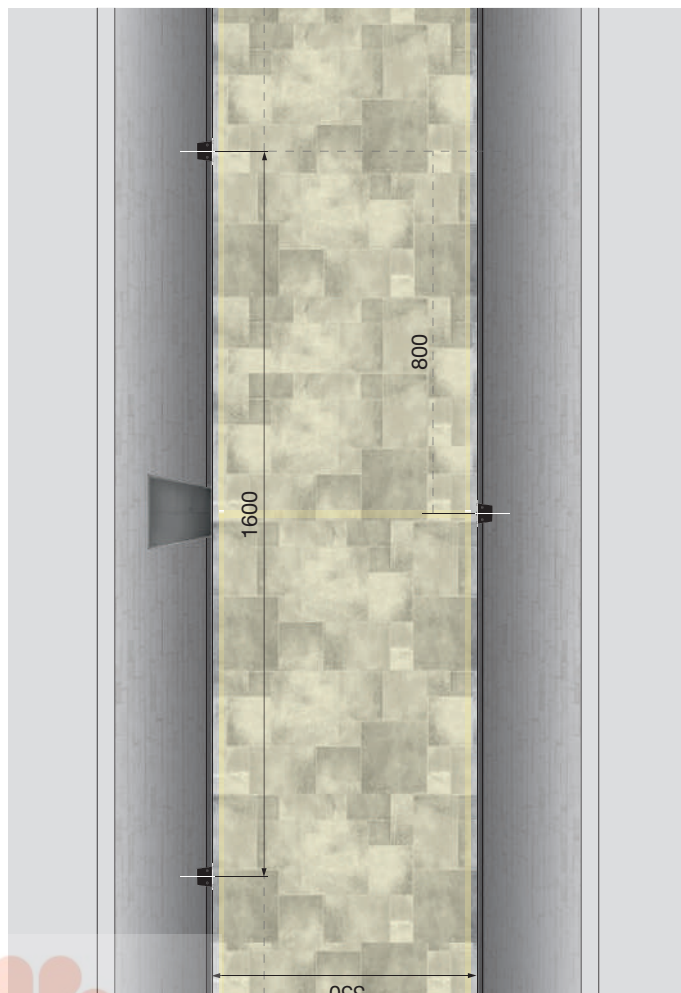
White	Standard	6500 K	227 lm	Asymmetric	62564
White	UPS	6500 K	227 lm	Asymmetric	64864



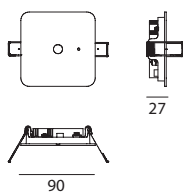
Safety lighting for escape routes

Independent equipment for non-permanent safety lighting, compliant with the European standards EN 1838, with asymmetric optics specifically designed for wall-mounted application along escape routes. A recessed equipment that is concealed in the cardboard wall like in a wall, thanks to the specific outer casing.

FLED-W comes with a nickel-cadmium battery pack with a 3-hour operational duration.



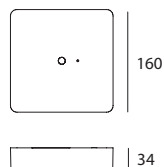
Fled_P | Escape route | 220-240 V | powerLED 1,5 W DC - 1,7 W AC



White	Standard	6500 K	227 lm	General	62524
White	UPS	6500 K	227 lm	General	64824



Fled_P | Escape route | 220-240 V | powerLED 1,5 W DC - 1,7 W AC



White	Standard	6500 K	227 lm	General	62534
White	UPS	6500 K	227 lm	General	64834



Anti-panic safety lighting

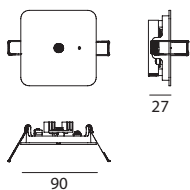
Independent equipment for non-permanent safety lighting, compliant with the European standards EN 1838, with optics specifically designed for application in extended areas (anti-panic).

In the recessed version, with only 2 millimetres of thickness, FLED- P is recessed into the dropped ceiling, integrating into the environment with minimum overall dimensions. The surface-mounted version, that can be quickly installed due to the practical rod, instead comes with refined aesthetics and soft lines which accompanies the ordinary lighting equipment with discretion.

FLED-P comes with a nickel-cadmium battery pack with a 3-hour operational duration.



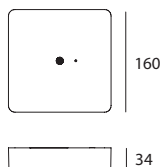
Fled_O | Escape route | 220-240 V | powerLED 1,5 W DC - 1,7 W AC



White	Standard	6500 K	227 lm	General	62544
White	UPS	6500 K	227 lm	General	64844



Fled_O | Escape route | 220-240 V | powerLED 1,5 W DC - 1,7 W AC



White	Standard	6500 K	227 lm	General	62554
White	UPS	6500 K	227 lm	General	64854



Point safety lighting

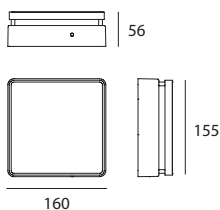

Independent equipment for non-permanent safety lighting for highlighting the exit doors provided for emergency use, staircases, level changes, indicated safety exits, changes of direction, corridor intersections, immediate external area of the exits, as well as the fire safety devices, call devices, signalling devices and first aid points, compliant with the European standard EN 1838, with optics specially designed for precision lighting.

In the recessed version, with only 2 millimetres of thickness, FLED- O is recessed into the dropped ceiling, integrating into the environment with minimum overall dimensions. The surface-mounted version, that can be quickly installed due to the practical rod, instead comes with refined aesthetics and soft lines which accompanies the ordinary lighting equipment with discretion.

FLED-O comes with a nickel-cadmium battery pack with a 3-hour operational duration.



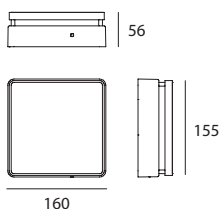
Onsight_W | Escape signal | 220-240 V | powerLED 1,5 W DC - 1,7 W AC



White	Standard	6500 K	227 lm	General	62500.L
White	UPS	6500 K	227 lm	General	62501.L



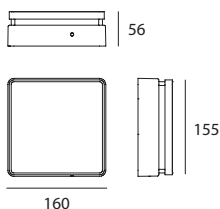

Onsight_W | Escape signal | 220-240 V | powerLED 1,5 W DC - 1,7 W AC



White	Standard	6500 K	227 lm	General	62500.R
White	UPS	6500 K	227 lm	General	62501.R



Onsight_W | Escape signal | 220-240 V | powerLED 1,5 W DC - 1,7 W AC



White	Standard	6500 K	227 lm	General	62500.U
White	UPS	6500 K	227 lm	General	62501.U

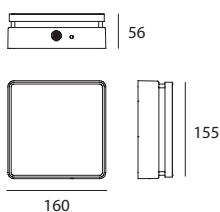



Onsight_W | Features



LAMP BODY	die cast aluminium
DIFFUSOR	PMMA
SIGNAL	screen-printed image UNI EN ISO 7010:2012
SIGNAL COLOUR	white/green
POWER SUPPLY (62500)	driver kit + Ni-Cd 7.2 V 1600 mA/h batteries
POWER SUPPLY (62510)	driver kit + Ni-Cd 4.8 V 1600 mA/h batteries
OPERATIVE DURATION	1 hour (charge time 12 hours) up to 3 hours (charge time 24 hours)
AUTO-TEST	yes, with incorporated signalling LED
IP	40
CONSUMPTION	2 W

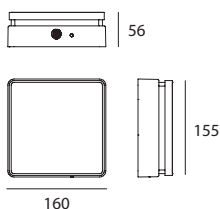

Onsight_W | Escape signal | 220-240 V | powerLED 4 W DC - 4,5 W AC



White	Standard	6500 K	330 lm	General - 60°	62510.L
White	UPS	6500 K	330 lm	General - 60°	62511.L



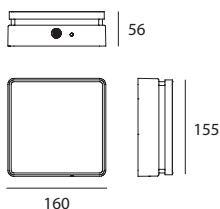

Onsight_W | Escape signal | 220-240 V | powerLED 4 W DC - 4,5 W AC



White	Standard	6500 K	330 lm	General - 60°	62510.R
White	UPS	6500 K	330 lm	General - 60°	62511.R



Onsight_W | Escape signal | 220-240 V | powerLED 4 W DC - 4,5 W AC



White	Standard	6500 K	330 lm	General - 60°	62510.U
White	UPS	6500 K	330 lm	General - 60°	62511.U

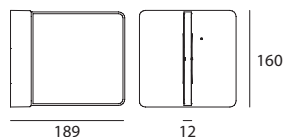



Onsight_W | Features



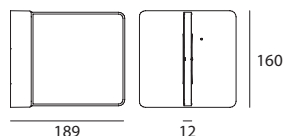

LAMP BODY	die cast aluminium
DIFFUSOR	PMMA
SIGNAL	screen-printed image UNI EN ISO 7010:2012
SIGNAL COLOUR	white/green
POWER SUPPLY (62500)	driver kit + Ni-Cd 7.2 V 1600 mA/h batteries
POWER SUPPLY (62510)	driver kit + Ni-Cd 4.8 V 1600 mA/h batteries
OPERATIVE DURATION	1 hour (charge time 12 hours) up to 3 hours (charge time 24 hours)
AUTO-TEST	yes, with incorporated signalling LED
IP	40
CONSUMPTION	4 W

Onsight_SF | Escape signal | 220-240 V | powerLED 1,5 W DC - 1,7 W AC



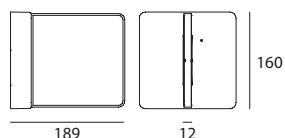

White	Standard	6500 K	227 lm	General	62520.L
White	UPS	6500 K	227 lm	General	62521.L

Onsight_SF | Escape signal | 220-240 V | powerLED 1,5 W DC - 1,7 W AC



White	Standard	6500 K	227 lm	General	62520.R
White	UPS	6500 K	227 lm	General	62521.R

Onsight_SF | Escape signal | 220-240 V | powerLED 1,5 W DC - 1,7 W AC



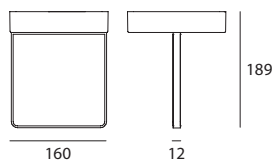
White	Standard	6500 K	227 lm	General	62520.U
White	UPS	6500 K	227 lm	General	62521.U

Onsight_SF | Features



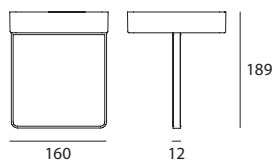
LAMP BODY	die cast aluminium
DIFFUSOR	PMMA
SIGNAL	screen-printed image UNI EN ISO 7010:2012
SIGNAL COLOUR	white/green
POWER SUPPLY (62500)	driver kit + Ni-Cd 7.2 V 1600 mA/h batteries
POWER SUPPLY (62510)	driver kit + Ni-Cd 4.8 V 1600 mA/h batteries
OPERATIVE DURATION	1 hour (charge time 12 hours) up to 3 hours (charge time 24 hours)
AUTO-TEST	yes, with incorporated signalling LED
IP	40
CONSUMPTION	2 W

Onsight_SF | Escape signal | Ceiling luminaires | 220-240 V | powerLED 1,5 W DC - 1,7 W AC



White	Standard	6500 K	227 lm	General - 60°	62530.U
White	UPS	6500 K	227 lm	General - 60°	62531.U

Onsight_SF | Escape signal | Ceiling luminaires | 220-240 V | powerLED 1,5 W DC - 1,7 W AC



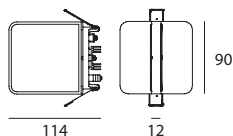
White	Standard	6500 K	227 lm	General - 60°	62530.S
White	UPS	6500 K	227 lm	General - 60°	62531.S

Onsight_SF | Features



LAMP BODY	die cast aluminium
DIFFUSOR	PMMA
SIGNAL	screen-printed image UNI EN ISO 7010:2012
SIGNAL COLOUR	white/green
POWER SUPPLY (62500)	driver kit + Ni-Cd 7.2 V 1600 mA/h batteries
POWER SUPPLY (62510)	driver kit + Ni-Cd 4.8 V 1600 mA/h batteries
OPERATIVE DURATION	1 hour (charge time 12 hours) up to 3 hours (charge time 24 hours)
AUTO-TEST	yes, with incorporated signalling LED
IP	40
CONSUMPTION	2 W

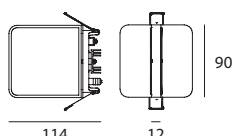

Onsight_RF | Escape signal | 220-240 V | powerLED 1,5 W DC - 1,7 W AC



White	Standard	6500 K	227 lm	General	62540.L
White	UPS	6500 K	227 lm	General	62541.L



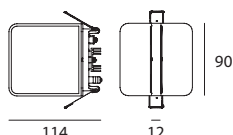

Onsight_RF | Escape signal | 220-240 V | powerLED 1,5 W DC - 1,7 W AC



White	Standard	6500 K	227 lm	General	62540.R
White	UPS	6500 K	227 lm	General	62541.R




Onsight_RF | Escape signal | 220-240 V | powerLED 1,5 W DC - 1,7 W AC



White	Standard	6500 K	227 lm	General	62540.U
White	UPS	6500 K	227 lm	General	62541.U




Onsight_RF | Features


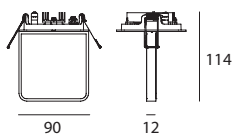


LAMP BODY	die cast aluminium
DIFFUSOR	PMMA
SIGNAL	screen-printed image UNI EN ISO 7010:2012
SIGNAL COLOUR	white/green
POWER SUPPLY (62500)	driver kit + Ni-Cd 7.2 V 1600 mA/h batteries
POWER SUPPLY (62510)	driver kit + Ni-Cd 4.8 V 1600 mA/h batteries
OPERATIVE DURATION	1 hour (charge time 12 hours) up to 3 hours (charge time 24 hours)
AUTO-TEST	yes, with incorporated signalling LED
IP	40
CONSUMPTION	2 W

Onsight_RF | Wall light | Ceiling luminaires | 220-240 V | powerLED 1,5 W DC - 1,7 W AC




White	Standard	6500 K	227 lm	General - 60°	62550.U
White	UPS	6500 K	227 lm	General - 60°	62551.U

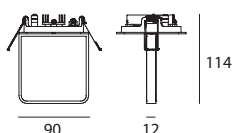


89373

Onsight_RF | Wall light | Ceiling luminaires | 220-240 V | powerLED 1,5 W DC - 1,7 W AC




White	Standard	6500 K	227 lm	General - 60°	62550.S
White	UPS	6500 K	227 lm	General - 60°	62551.S



89373

Anton | Outer-casing

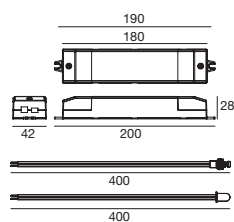


Onsight_RF | Features



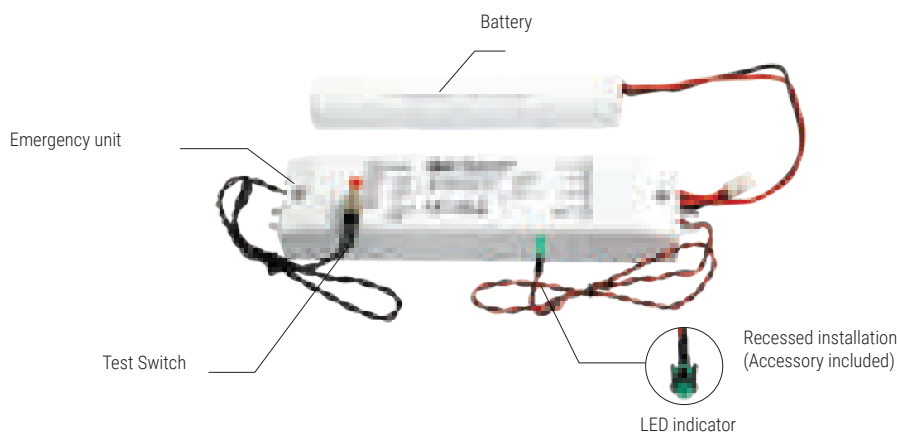
LAMP BODY	die cast aluminium
DIFFUSOR	PMMA
SIGNAL	screen-printed image UNI EN ISO 7010:2012
SIGNAL COLOUR	white/green
POWER SUPPLY (62500)	driver kit + Ni-Cd 7.2 V 1600 mA/h batteries
POWER SUPPLY (62510)	driver kit + Ni-Cd 4.8 V 1600 mA/h batteries
OPERATIVE DURATION	1 hour (charge time 12 hours) up to 3 hours (charge time 24 hours)
AUTO-TEST	yes, with incorporated signalling LED
IP	40
CONSUMPTION	2 W

Emergency light kit | Emergency

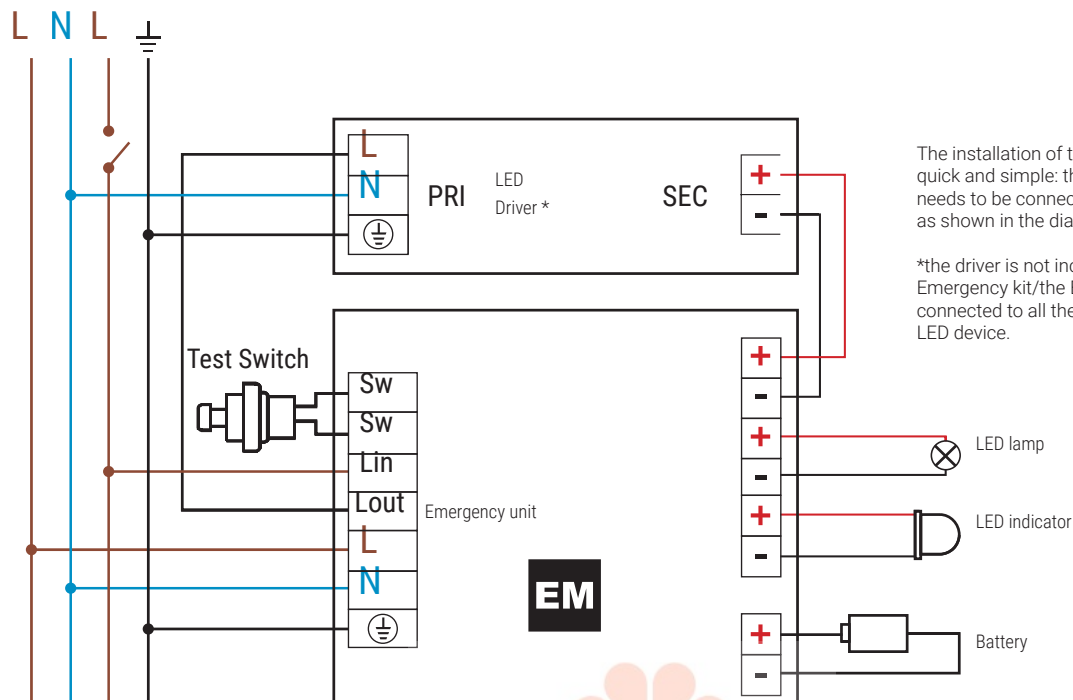


Switchable (on/off) in the presence of mains via switch on SL input (switched line). Automatic reset following battery and/or LED lamp replacement. Electronic multi-level charging system. Supplied with 3,000 mAh battery pack.

range	output	input	eff.	PF	surge
Universal	6-60V 40-400mA	220~240V AC	86%	0.5	4 kV 99355
Frequency	50-60 Hz				
Nominal input current	40 mA (30 A inrush current with cold start)				
Output voltage (without load)	6-60V				
TA Operating temperature	-25 +50 °C				
Max casing temperature TC	70 °C				
Control interface	Switch Line, Rest mode				
Protections	Overtemperature, overload, overvoltage, short-circuit, open circuit				
Charge current	200 mA				
Emergency output current	400-40 mA				
Emergency power	2,4W				
Emergency output current	20 h				
Reference norms	EN 55015 (+A1+A2), EN 61000-3-3 (+A1), EN 61000-3-2 (+A2), EN 61547 (+A1), EN60598-2-22, EN61951-2, CEI EN 61347-1, CEI EN 61347-2-13, CEI EN 50366				



Unswitch Switch




The installation of the emergency kit is quick and simple: the Emergency unit only needs to be connected to the LED driver as shown in the diagram.

*the driver is not included in the Emergency kit/the Emergency kit can be connected to all the original drivers of the LED device.




ceiling lamps range index

Guardian




Orma_C





Portik





Ceiling lamps





Ceiling lamps





Ceiling lamps

guardian



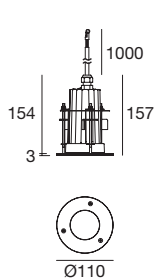
Aquastop®

The ultimate outdoor downlight: powerful, with a choice of four optics, it can operate from considerable heights. It's durable, water and humidity-resistant thanks to Aqua-Stop® cavity technology, and zero maintenance. This makes Guardian the ideal choice for outdoor projects.

Materials

Aluminium body
Anodised aluminium flange

Guardian | Downlight | 190-250 V | powerLED 7,2 W DC - 8 W AC



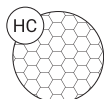
Balance - CRI 80

White	81893	2700 K	709 lm	M	Spot	15	
Black	81916	3000 K	760 lm	W	Medium Flood	30	
Grey	81838	4000 K	821 lm	N	Flood	60	
						Asymmetric	07


Balance - CRI 80



White	81894	2700 K	709 lm	M	Spot	15
Black	81917	3000 K	760 lm	W	Medium Flood	30
Grey	81839	4000 K	821 lm	N	Flood	60



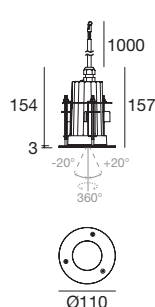
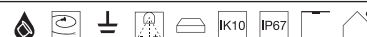
Recessed casing



99673

Outer casing for brick or concrete-mounted installation


Guardian_J | Downlight | 190-250 V | powerLED 7,2 W DC - 8 W AC



Balance - CRI 80

White	81895	2700 K	709 lm	M	Spot	20
Black	81918	3000 K	760 lm	W	Medium Flood	30
Grey	81840	4000 K	821 lm	N	Flood	60

Recessed casing

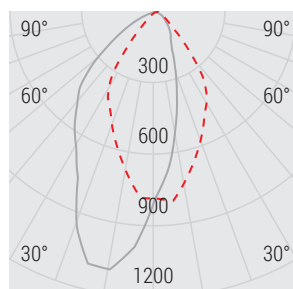


99673

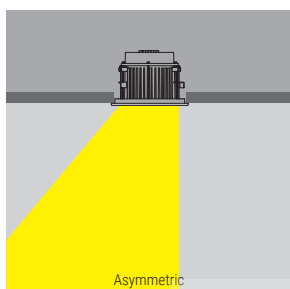
Outer casing for brick or concrete-mounted installation




81909W07



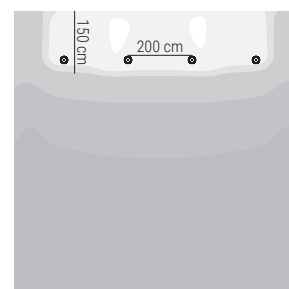
Photometric curve



Light beam

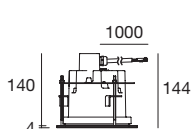


25 LUX 50 LUX 100 LUX 150 LUX 200 LUX 250 LUX 300 LUX 400 LUX



Floor plan

Guardian | Downlight | 180-300 V | powerLED 12,6 W DC - 14,1 W AC



Balance - CRI 80

White	81896	2700 K	1724 lm	M	Spot *	15
Black	81919	3000 K	1724 lm	W	Medium Flood	30
Grey	81841	4000 K	1854 lm	N	Flood	60

Balance - CRI 80

White	81897	2700 K	1724 lm	M	Spot **	15
Black	81920	3000 K	1724 lm	W	Medium Flood	30
Grey	81842	4000 K	1854 lm	N	Flood	60

Balance - CRI 80

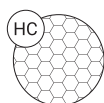
White	81899	2700 K	1683 lm	M	Asymmetric	07
Black	81922	3000 K	1808 lm	W		
Grey	81844	4000 K	1949 lm	N		

Recessed casing

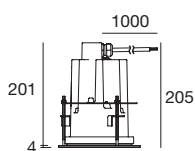


99674

Outer casing for brick or concrete-mounted installation



Guardian DALI | Downlight | 180-300 V | powerLED 12,6 W DC - 14,1 W AC



Balance - CRI 80

White	81900	2700 K	1724 lm	M	Spot	15
Black	81923	3000 K	1724 lm	W	Medium Flood	30
Grey	81845	4000 K	1854 lm	N	Flood	60

Balance - CRI 80

White	81901	2700 K	1724 lm	M	Spot	15
Black	81924	3000 K	1724 lm	W	Medium Flood	30
Grey	81846	4000 K	1854 lm	N	Flood	60

Balance - CRI 80

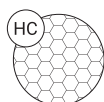
White	81903	2700 K	1683 lm	M	Asymmetric	07
Black	81926	3000 K	1808 lm	W		
Grey	81848	4000 K	1949 lm	N		

Recessed casing

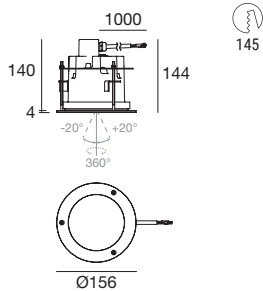


99674

Outer casing for brick or concrete-mounted installation



Guardian_J | Downlight | 180-300 V | powerLED 12,6 W DC - 14,1 W AC



Balance - CRI 80

White	81904	2700 K	1724 lm	M	Spot	15
Black	81927	3000 K	1724 lm	W	Medium Flood	35
Grey	81849	4000 K	1854 lm	N	Flood	45



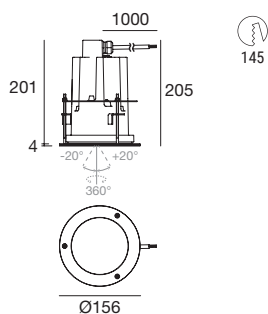

Recessed casing



99674

Outer casing for brick or concrete-mounted installation

Guardian_J DALI | Downlight | 180-300 V | powerLED 12,6 W DC - 14,1 W AC



Balance - CRI 80

White	81905	2700 K	1724 lm	M	Spot	15
Black	81928	3000 K	1724 lm	W	Medium Flood	35
Grey	81850	4000 K	1854 lm	N	Flood	45



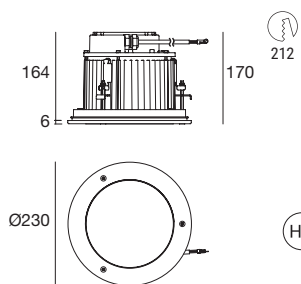
Recessed casing



99674

Outer casing for brick or concrete-mounted installation

Guardian | Downlight | 180-300 V | powerLED 30 W DC - 33,6 W AC



Balance - CRI 80

White	81906	2700 K	4088 lm	M	Spot	15
Black	81929	3000 K	4372 lm	W	Medium Flood	30
Grey	81867	4000 K	4702 lm	N	Flood	60

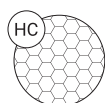
Balance - CRI 80

White	81907	2700 K	4088 lm	M	Spot	15
Black	81930	3000 K	4372 lm	W	Medium Flood	30
Grey	81868	4000 K	4702 lm	N	Flood	60

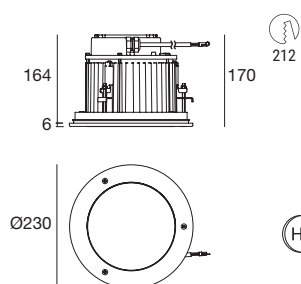
Balance - CRI 80

White	81909	2700 K	3999 lm	M	Asymmetric	07
Black	81932	3000 K	4294 lm	W		
Grey	81870	4000 K	4631 lm	N		

Recessed casing



Guardian DALI | Downlight | 180-300 V | powerLED 30 W DC - 33,6 W AC



Balance - CRI 80

White	81910	2700 K	4088 lm	M	Spot	15
Black	81933	3000 K	4372 lm	W	Medium Flood	30
Grey	81871	4000 K	4702 lm	N	Flood	60

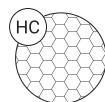
Balance - CRI 80

White	81911	2700 K	4088 lm	M	Spot	15
Black	81934	3000 K	4372 lm	W	Medium Flood	30
Grey	81872	4000 K	4702 lm	N	Flood	60

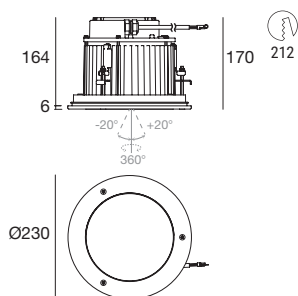
Balance - CRI 80

White	81913	2700 K	3999 lm	M	Asymmetric	07
Black	81936	3000 K	4294 lm	W		
Grey	81874	4000 K	4631 lm	N		

Recessed casing



Guardian_J | Downlight | 180-300 V | powerLED 30 W DC - 33,6 W AC



Balance - CRI 80

White	81914	2700 K	4088 lm	M	Spot	15
Black	81937	3000 K	4372 lm	W	Medium Flood	35
Grey	81875	4000 K	4702 lm	N	Flood	45



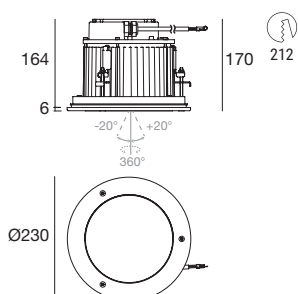
Recessed casing



99675

Outer casing for brick or concrete-mounted installation

Guardian_J DALI | Downlight | 180-300 V | powerLED 30 W DC - 33,6 W AC



Balance - CRI 80

White	81915	2700 K	4088 lm	M	Spot	15
Black	81938	3000 K	4372 lm	W	Medium Flood	35
Grey	81876	4000 K	4702 lm	N	Flood	45




Recessed casing



99675

Outer casing for brick or concrete-mounted installation

orma_C



Aquastop®

Orma_C is designed for small outdoor spaces: just a few centimetres deep, this high-tech downlight combines a minimal footprint with advanced lighting performance, a wide range of models and accessories to limit emissions.


Materials













Anodized aluminium body, or AISI 316 stainless steel



Ceiling lamps

orma_c range



	4 W	8 W	13 W
_C 	Ø 64 mm	Ø 97 mm	Ø 138 mm
_CJ 	Ø 64 mm	Ø 97 mm	Ø 138 mm
Accessories	 	 	 
Finish			
CRI 80	2700K 3000K 4000K	2700K 3000K 4000K	2700K 3000K 4000K
Optics	Spot Medium Flood Flood WallWasher	Spot Medium Flood Flood	Spot Medium Flood Flood
Driver	On/Off 1-10 V DALI	On/Off 1-10 V DALI	On/Off 1-10 V DALI
Current	C.C. C.V.	C.C. C.V.	C.C. C.V.
	55 mm	86 mm	127 mm

Small overall dimensions

A small-footprint downlight, from 46 to barely 51 mm, with a small flange and helical optics designed to fit inside the body. This smart solution makes the product easier to install.



Visual comfort

Depending on how the light is positioned, its beam can be optimised using the appropriate accessory. The honeycomb filter screens secondary light and reduces direct glare, while maintaining the same high and diffuse quality. If the light is installed in a grazing position and you wish to light only part of the wall, you can use the darklight filter to section part of the beam and prevent direct glare even close to the source.



Orma



Orma
+ honeycomb



Orma
+ darklight

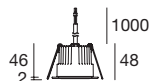
The range

A wide range of lighting options, including three optics: spot, medium flood, and flood. There are also three sizes, and a choice of AC or DC. The Orma_C downlight range includes CJ swivel versions, which can be adjusted with a screwdriver without opening the body.



± 25° (8 W - 13 W)
± 20° (4 W)

Orma_C | Downlight | powerLED 4 W



C.C. - 350 mA

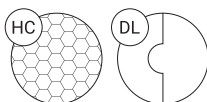
Steel/Alu	81223	2700 K	490 lm	M	Spot	15
		3000 K	490 lm	W	Medium Flood	30
		4000 K	529 lm	N	Flood	60
					Asymmetric	25



Steel/Alu	81224	2700 K	490 lm	M	Spot	15
		3000 K	490 lm	W	Medium Flood	30
		4000 K	529 lm	N	Flood	60



Steel/Alu	81225	2700 K	490 lm	M	Spot	15
		3000 K	490 lm	W	Medium Flood	30
		4000 K	529 lm	N	Flood	60



C.V. version with converter integrated in the cable

RTG **81223W30**
81223W60

Electronics



89421
ON/OFF
1 art.



99183
ON/OFF
2 - 3 art.

C.V. - 24 V

Steel/Alu	81226	2700 K	490 lm	M	Spot	15
		3000 K	490 lm	W	Medium Flood	30
		4000 K	529 lm	N	Flood	60
					Asymmetric	25



Steel/Alu	81227	2700 K	490 lm	M	Spot	15
		3000 K	490 lm	W	Medium Flood	30
		4000 K	529 lm	N	Flood	60



Steel/Alu	81228	2700 K	490 lm	M	Spot	15
		3000 K	490 lm	W	Medium Flood	30
		4000 K	529 lm	N	Flood	60

Electronics



89488
ON/OFF
1 - 3 art.



89179
ON/OFF
1 - 6 art.



89359
ON/OFF
1 - 12 art.

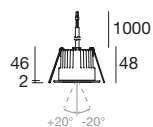


99332
0/1-10V
1 - 37 art.



99722
DALI
1 - 30 art.

Orma_CJ | Downlight | powerLED 4 W



C.C. - 350 mA

Steel/Alu	81241	2700 K	490 lm	M	Spot	15
		3000 K	490 lm	W	Medium Flood	30
		4000 K	529 lm	N	Flood	60

Electronics



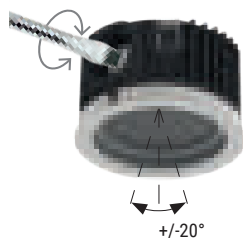
89421
ON/OFF
1 art.



99183
ON/OFF
2 - 3 art.



C.V. version with converter integrated in the cable



C.V. - 24 V

Steel/Alu	81242	2700 K	490 lm	M	Spot	15
		3000 K	490 lm	W	Medium Flood	30
		4000 K	529 lm	N	Flood	60

Electronics



89488
ON/OFF
1 - 3 art.



89179
ON/OFF
1 - 6 art.



89359
ON/OFF
1 - 12 art.

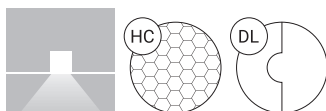


99332
0/1-10V
1 - 37 art.



99722
DALI
1 - 30 art.

Orma_C | Downlight | arrayLED 8 W



C.V. version with converter integrated in the lamp body



C.C. - 220 mA

Steel/Alu	81229	2700 K	1088 lm	M	Spot	15
		3000 K	1088 lm	W	Medium Flood	30
		4000 K	1173 lm	N	Flood	60



Steel/Alu **81230**

2700 K	1088 lm	M	Spot	15
3000 K	1088 lm	W	Medium Flood	30
4000 K	1173 lm	N	Flood	60



Steel/Alu **81231**

2700 K	1088 lm	M	Spot	15
3000 K	1088 lm	W	Medium Flood	30
4000 K	1173 lm	N	Flood	60

Electronics



99342

ON/OFF
1 art.

C.V. - 24 V

Steel/Alu	81232	2700 K	1209 lm	M	Spot	15
		3000 K	1209 lm	W	Medium Flood	30
		4000 K	1303 lm	N	Flood	60



Steel/Alu **81233**

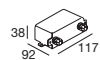
2700 K	1209 lm	M	Spot	15
3000 K	1209 lm	W	Medium Flood	30
4000 K	1303 lm	N	Flood	60



Steel/Alu **81234**

2700 K	1209 lm	M	Spot	15
3000 K	1209 lm	W	Medium Flood	30
4000 K	1303 lm	N	Flood	60

Electronics



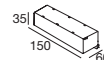
89179

ON/OFF
1 - 3 art.



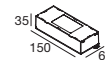
89359

ON/OFF
1 - 6 art.



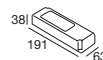
99331

ON/OFF
1 - 18 art.



99332

0/1-10V
1 - 18 art.



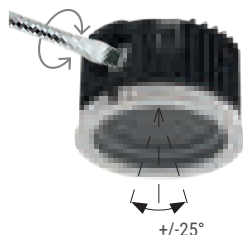
99722

DALI
1 - 15 art.

Orma_CJ | Downlight | arrayLED 8 W



C.V. version with converter integrated in the lamp body



C.C. - 220 mA

Steel/Alu	81243	2700 K	1088 lm	M	Spot	15
		3000 K	1088 lm	W	Medium Flood	30
		4000 K	1173 lm	N	Flood	60

Electronics



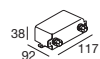
99342

ON/OFF
1 art.

C.V. - 24 V

Steel/Alu	81244	2700 K	1209 lm	M	Spot	15
		3000 K	1209 lm	W	Medium Flood	30
		4000 K	1303 lm	N	Flood	60

Electronics



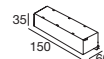
89179

ON/OFF
1 - 3 art.



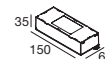
89359

ON/OFF
1 - 6 art.



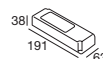
99331

ON/OFF
1 - 18 art.



99332

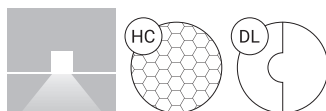
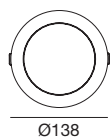

0/1-10V
1 - 18 art.



99722

DALI
1 - 15 art.

Orma_C | arrayLED | 13 W



C.V. version with converter integrated in the lamp body



C.C. - 350 mA

Steel/Alu	81235	2700 K	1724 lm	M	Spot	15
		3000 K	1724 lm	W	Medium Flood	30
		4000 K	1854 lm	N	Flood	60



Steel/Alu	81236	2700 K	1724 lm	M	Spot	15
		3000 K	1724 lm	W	Medium Flood	30
		4000 K	1854 lm	N	Flood	60



Steel/Alu	81237	2700 K	1724 lm	M	Spot	15
		3000 K	1724 lm	W	Medium Flood	30
		4000 K	1854 lm	N	Flood	60

Electronics



99183
ON/OFF
1 art.

C.V. - 24 V

Steel/Alu	81238	2700 K	1724 lm	M	Spot	15
		3000 K	1724 lm	W	Medium Flood	30
		4000 K	1854 lm	N	Flood	60

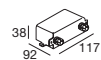


Steel/Alu	81239	2700 K	1724 lm	M	Spot	15
		3000 K	1724 lm	W	Medium Flood	30
		4000 K	1854 lm	N	Flood	60



Steel/Alu	81240	2700 K	1724 lm	M	Spot	15
		3000 K	1724 lm	W	Medium Flood	30
		4000 K	1854 lm	N	Flood	60

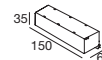
Electronics



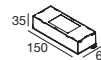
89179
ON/OFF
1 art.



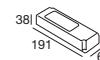
89359
ON/OFF
1 - 3 art.



99331
ON/OFF
1 - 11 art.

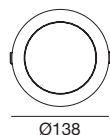
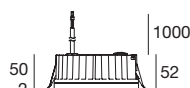


99332
0/1-10V
1 - 11 art.

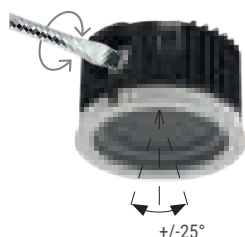


99722
DALI
1 - 9 art.

Orma_CJ | arrayLED | 13 W



C.V. version with converter integrated in the lamp body



C.C. - 350 mA

Steel/Alu	81245	2700 K	1724 lm	M	Spot	15
		3000 K	1724 lm	W	Medium Flood	30
		4000 K	1854 lm	N	Flood	60

Electronics

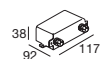


99183
ON/OFF
1 art.

C.V. - 24 V

Steel/Alu	81246	2700 K	1724 lm	M	Spot	15
		3000 K	1724 lm	W	Medium Flood	30
		4000 K	1854 lm	N	Flood	60

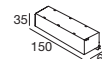
Electronics



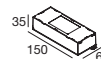
89179
ON/OFF
1 art.



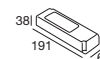
89359
ON/OFF
1 - 3 art.



99331
ON/OFF
1 - 11 art.



99332
0/1-10V
1 - 11 art.



99722
DALI
1 - 9 art.

portik



The optics of Portik downlights include a reflector using the innovative F.O.L.™ system for even projection. The cylindrical or quadrangular lights are available with four different optics, three outputs, and three finishes.

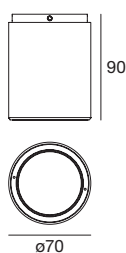
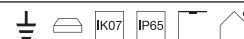
Materials

Aluminium body



Ceiling lamps

Portik_R | Ceiling luminaires | 190-250 V | powerLED 6 W DC - 8 W AC

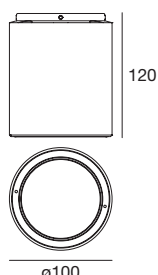
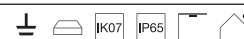


CRI 80

White	81851	2700 K	770 lm	M	Spot	15
Black	81852	3000 K	770 lm	W	Medium Flood	30
Grey	81853	4000 K	831 lm	N	Flood	60
Cor-Ten	81854					



Portik_R | Ceiling luminaires | 180-300 V | powerLED 12 W DC - 13,5 W AC

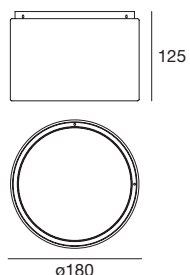
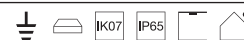


CRI 80

White	81855	2700 K	1724 lm	M	Spot	15
Black	81856	3000 K	1724 lm	W	Medium Flood	30
Grey	81857	4000 K	1854 lm	N	Flood	60
Cor-Ten	81858					



Portik_R | Ceiling luminaires | 180-300 V | arrayLED



25 W DC - 28 W AC - CRI 80

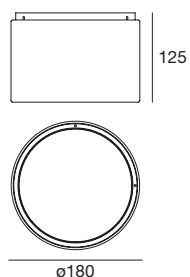
White	81877	2700 K	3606 lm	M	Spot	15
Black	81878	3000 K	3758 lm	W	Medium Flood	30
Grey	81879	4000 K	3967 lm	N	Flood	60
Cor-Ten	81880					

34 W DC - 39 W AC - CRI 80

White	81371	2700 K	5232 lm	M	Spot	15
Black	81372	3000 K	5453 lm	W	Medium Flood	30
Grey	81373	4000 K	5756 lm	N	Flood	60
Cor-Ten	81374					



Portik_R DALI | Ceiling luminaires | 180-300 V | arrayLED 33 W DC - 36 W AC

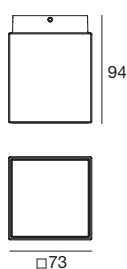


CRI 80

White	81885	2700 K	4469 lm	M	Spot	15
Black	81886	3000 K	4656 lm	W	Medium Flood	30
Grey	81887	4000 K	4915 lm	N	Flood	60
Cor-Ten	81888					



Portik_Q | Ceiling luminaires | 180-300 V | arrayLED 6,5 W DC - 8 W AC

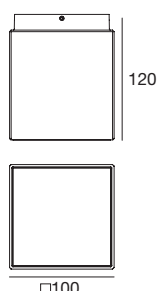



CRI 80

White	80618	2700 K	770 lm	M	Spot	15
Black	80619	3000 K	770 lm	W	Medium Flood	30
Grey	80620	4000 K	831 lm	N	Flood	60
Cor-Ten	80621					



Portik_Q | Ceiling luminaires | 180-300 V | arrayLED 12 W DC - 13,5 W AC



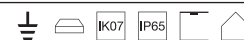


CRI 80

White	80622	2700 K	1724 lm	M	Spot	15
Black	80623	3000 K	1724 lm	W	Medium Flood	30
Grey	80624	4000 K	1854 lm	N	Flood	60
Cor-Ten	80625					



Portik_Q | Ceiling luminaires | 180-300 V | arrayLED



25 W DC - 28 W AC - CRI 80



White	81881	2700 K	3606 lm	M	Spot	15
Black	81882	3000 K	3758 lm	W	Medium Flood	30
Grey	81883	4000 K	3967 lm	N	Flood	60
Cor-Ten	81884					

34 W DC - 39 W AC - CRI 80

White	81375	2700 K	5232 lm	M	Spot	15
Black	81376	3000 K	5453 lm	W	Medium Flood	30
Grey	81377	4000 K	5756 lm	N	Flood	60
Cor-Ten	81378					



Portik_Q DALI | Ceiling luminaires | 180-300 V | arrayLED 33 W DC - 36 W AC



CRI 80

White	81889	2700 K	4469 lm	M	Spot	15
Black	81890	3000 K	4656 lm	W	Medium Flood	30
Grey	81891	4000 K	4915 lm	N	Flood	60
Cor-Ten	81892					



wall lamps range index

Ardilla

Ardilla66



506

Vedette

Vedette_R



509

Vedette_Q



511

Vedette_Q blade



513

Cicada

Cicada



516

Per


Per



520

Cem

Cem_C




525

Cem_W



525


Cem_WF




526




Wall lamps





Wall lamps





Wall lamps

ardilla66



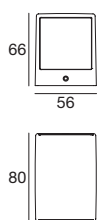
AquaStop®

The Ardilla66 external wall light can be connected directly to the mains without using drivers, and the patented AquaStop® system provides added durability. Can be used in a variety of solutions, with single- and double-beam versions, or a combined diffuse+flood beam model.

Materials

Aluminium body

Ardilla66 Single emission | Wall light | 190-240 V | topLED 4,1 W DC - 5,7 W AC

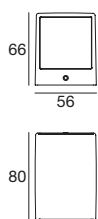


CRI 80

White	94167	2700 K	490 lm	M	General	00
Black	94168	3000 K	490 lm	W		
Grey	94169	4000 K	529 lm	N		
Co-Ten	94170					



Ardilla66 Double emission | Wall light | 190-240 V | topLED 7,6 DC - 9,7 W AC



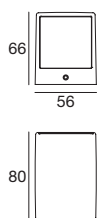
CRI 80

White	94204	2700 K	980 lm	M	General	00
Black	94208	3000 K	980 lm	W		
Grey	94209	4000 K	1058 lm	N		
Co-Ten	94214					



RTG 94204W00

Ardilla66 Double emission | Wall light | 190-240 V | topLED 7,6 DC - 9,7 W AC



CRI 80

White	94215	2700 K	980 lm	M	General +6°	61
Black	94223	3000 K	980 lm	W		
Grey	94224	4000 K	1058 lm	N		
Co-Ten	94411					



vedette



Vedette pairs a modern, minimalist design with a warm light to emphasise external architectural details. There are five different optics to choose from, including round and square, and single and double beam.

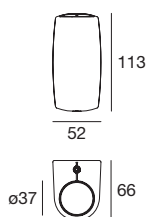
Materials

Anodised aluminium



Wall lamps

Vedette_R Single emission | Wall light | 190-250 V | powerLED 2 W DC - 2,4 W AC

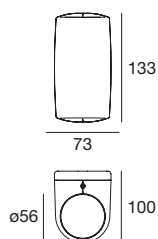


CRI 80

White	96126	2700 K	219 lm	M	Narrow Spot	08
Black	96127	3000 K	233 lm	W	Spot	15
Grey	96128	4000 K	249 lm	N	Medium Flood	30
Cor-Ten	96129				Flood	60
					General	00



Vedette_R Single emission | Wall light | 180-300 V | powerLED 8 W DC - 9,6 W AC

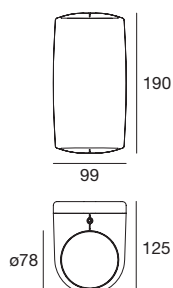


CRI 80

White	96134	2700 K	610 lm	M	Spot	15
Black	96135	3000 K	644 lm	W	Medium Flood	30
Grey	96136	4000 K	711 lm	N	Flood	60
Cor-Ten	96137				General	00



Vedette_R Single emission | Wall light | 180-300 V | powerLED 15 W DC - 16,4 W AC

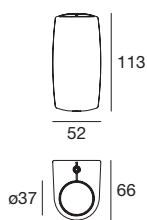


CRI 80

White	96142	2700 K	1375 lm	M	Spot	15
Black	96143	3000 K	1480 lm	W	Medium Flood	30
Grey	96144	4000 K	1586 lm	N	Flood	60
Cor-Ten	96145				General	00



Vedette_R Double emission | Wall light | 190-250 V | powerLED 2 W DC - 2,4 W AC



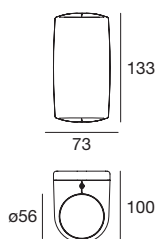
CRI 80

White	96130	2700 K	272 lm	M	Narrow Spot	08	
Black	96131	3000 K	290 lm	W	Spot	15	
Grey	96132	4000 K	310 lm	N	Medium Flood	30	
Cor-Ten	96133				Flood	60	
						General	00



RTG 96130W30

Vedette_R Double emission | Wall light | 180-300 V | powerLED 8 W DC - 9,6 W AC



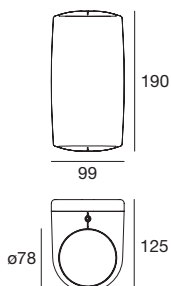
CRI 80

White	96138	2700 K	818 lm	M	Spot	15
Black	96139	3000 K	864 lm	W	Medium Flood	30
Grey	96140	4000 K	954 lm	N	Flood	60
Cor-Ten	96141				General	00



RTG 96138W30

Vedette_R Double emission | Wall light | 180-300 V | powerLED 26 W DC - 31,2 W AC

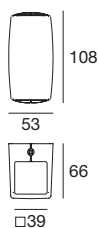


CRI 80

White	96146	2700 K	2486 lm	M	Spot	15
Black	96147	3000 K	2676 lm	W	Medium Flood	30
Grey	96148	4000 K	2868 lm	N	Flood	60
Cor-Ten	96149				General	00



Vedette_Q Single emission | Wall light | 190-250 V | powerLED 2 W DC - 2,4 W AC

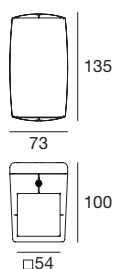


CRI 80

White	96102	2700 K	219 lm	M	Narrow Spot	08
Black	96103	3000 K	233 lm	W	Spot	15
Grey	96104	4000 K	249 lm	N	Medium Flood	30
Cor-Ten	96105				Flood	60
					General	00



Vedette_Q Single emission | Wall light | 180-300 V | powerLED 8 W DC - 9,6 W AC

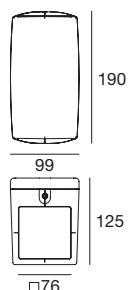


CRI 80

White	96110	2700 K	610 lm	M	Spot	15
Black	96111	3000 K	644 lm	W	Medium Flood	30
Grey	96112	4000 K	711 lm	N	Flood	60
Cor-Ten	96113				General	00



Vedette_Q Single emission | Wall light | 180-300 V | powerLED 15 W DC - 16,4 W AC

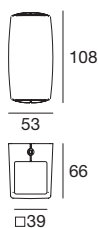


CRI 80

White	96118	2700 K	1375 lm	M	Spot	15
Black	96119	3000 K	1480 lm	W	Medium Flood	30
Grey	96120	4000 K	1586 lm	N	Flood	60
Cor-Ten	96121				General	00



Vedette_Q Double emission | Wall light | 190-250 V | powerLED 2 W DC - 2,4 W AC

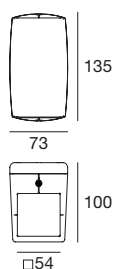


CRI 80

White	96106	2700 K	272 lm	M	Narrow Spot	08
Black	96107	3000 K	290 lm	W	Spot	15
Grey	96108	4000 K	310 lm	N	Medium Flood	30
Cor-Ten	96109				Flood	60
					General	00



Vedette_Q Double emission | Wall light | 180-300 V | powerLED 8 W DC - 9,6 W AC



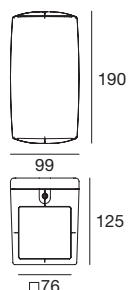
CRI 80

White	96114	2700 K	818 lm	M	Spot	15
Black	96115	3000 K	864 lm	W	Medium Flood	30
Grey	96116	4000 K	954 lm	N	Flood	60
Cor-Ten	96117				General	00



RTG 96114W30

Vedette_Q Double emission | Wall light | 180-300 V | powerLED 26 W DC - 31,2 W AC

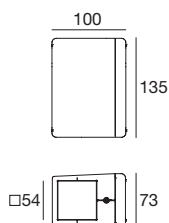


CRI 80

White	96122	2700 K	2486 lm	M	Spot	15
Black	96123	3000 K	2676 lm	W	Medium Flood	30
Grey	96124	4000 K	2868 lm	N	Flood	60
Cor-Ten	96125				General	00



Vedette_Q blade Single emission | Wall light | 180-300 V | powerLED 6 W DC - 7,2 W AC

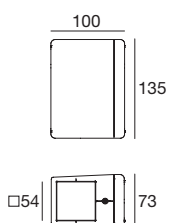


CRI 80

White	97048	2700 K	657 lm	M	Narrow Spot	05
Black	97049	3000 K	699 lm	W		
Grey	97050	4000 K	747 lm	N		
Cor-Ten	97051					



Vedette_Q blade Double emission | Wall light | 180-300 V | powerLED 12 W DC - 13 W AC

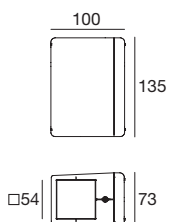


CRI 80

White	97185	2700 K	1314 lm	M	Narrow Spot	05
Black	97186	3000 K	1398 lm	W		
Grey	97187	4000 K	1494 lm	N		
Cor-Ten	97188					



Vedette_Q blade Double emission | Wall light | 180-300 V | arrayLED 12 W DC - 14,4 W AC

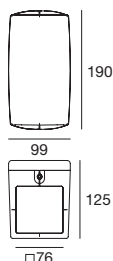


CRI 80

White	97052	2700 K	1342 lm	M	5°+ 60°	56
Black	97053	3000 K	1486 lm	W		
Grey	97054	4000 K	1684 lm	N		
Cor-Ten	97055					



Vedette_Q blade Single emission | Wall light | 180-300 V | powerLED 24 W DC - 28,8 W AC

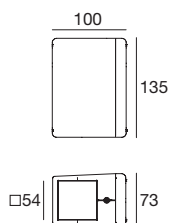


CRI 80

White	91599	2700 K	2288 lm	M	Narrow Spot	05
Black	91600	3000 K	2288 lm	W		
Grey	91601	4000 K	2463 lm	N		
Cor-Ten	91602					



Vedette_Q asymmetric Single emission | Wall light | 180-300 V | powerLED 6 W DC - 7,2 W AC

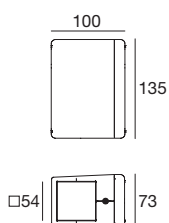


CRI 80

White	81574	2700 K	685 lm	M	Asymmetric	07
Black	81575	3000 K	739 lm	W		
Grey	81576	4000 K	985 lm	N		
Cor-Ten	81577					



Vedette_Q asymmetric Double emission | Wall light | 180-300 V | powerLED 13,5 W DC - 16,2 W AC



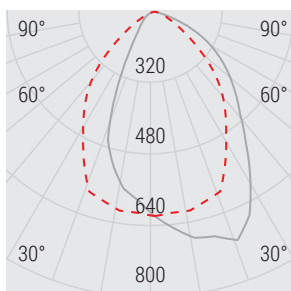
CRI 80

White	81578	2700 K	1324 lm	M	Asymmetric + 5°	62
Black	81579	3000 K	1413 lm	W	Asymmetric + 30°	63
Grey	81580	4000 K	1730 lm	N	Asymmetric + 60°	64
Cor-Ten	81581					

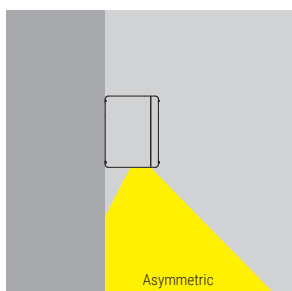
* For the following product, see the price list




81574W07



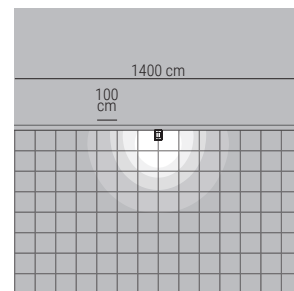
Photometric curve



Light beam



10 LUX 30 LUX 50 LUX 70 LUX



Floor plan

cicada



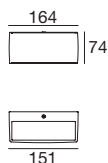
AquaStop®

Outdoor wall light available in single- or double-beam versions, with a choice of five optics to emphasise architectural details. Special black screenprinted glass reduces dazzle, while AquaStop® technology provides maximum durability.

Materials

Aluminium body

Cicada Single emission | Wall light | 180-300 V | powerLED 6 W DC - 7,2 W AC

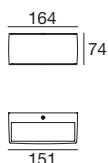



CRI 80

White	97290	2700 K	657 lm	M	Spot	15
Black	97291	3000 K	699 lm	W	Medium Flood	30
Grey	97292	4000 K	747 lm	N	Flood	60
Cor-Ten	81355				Asymmetric	25
					General	00



Cicada Double emission | Wall light | 180-300 V | powerLED 12 W DC - 13,9 W AC

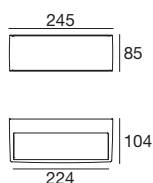


CRI 80

White	97293	2700 K	1314 lm	M	Spot	15
Black	97294	3000 K	1398 lm	W	Medium Flood	30
Grey	97295	4000 K	1494 lm	N	Flood	60
Cor-Ten	81356				Asymmetric	25
					General	00



Cicada Single emission | Wall light | 180-300 V | powerLEDs 12 W DC - 13,9 W AC

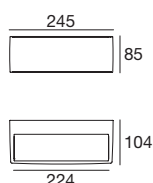


CRI 80

White	97302	2700 K	1314 lm	M	Spot	15
Black	97303	3000 K	1398 lm	W	Medium Flood	30
Grey	97304	4000 K	1494 lm	N	Flood	60
Cor-Ten	81357				Asymmetric	25
					General	00



Cicada Double emission | Wall light | 180-300 V | powerLEDs 24 W DC - 28,8 W AC



CRI 80

White	97305	2700 K	2628 lm	M	Spot	15
Black	97306	3000 K	2796 lm	W	Medium Flood	30
Grey	97307	4000 K	2988 lm	N	Flood	60
Cor-Ten	81358				Asymmetric	25
					General	00







per



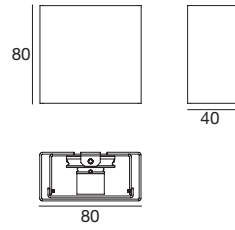

AquaStop®

Per is tough and reliable, equipped with AquaStop® and Clear Shield® protection. The family includes solutions for high-salinity environments. Available in three tones of white, or R, G, B and Y versions on request.

Materials

Aluminium or AISI 316 stainless steel body

Per | Wall light | powerLED 4 W 630 mA



RTG 92619W12

CRI 80

White	92619	2700 K	438 lm	M	Wide Flood	12
Grey	92620	3000 K	466 lm	W		
Steel	92622	4000 K	498 lm	N		
Cor-Ten	92621	R - G - B - Y on request				

Electronics



89420
ON/OFF
1 art.

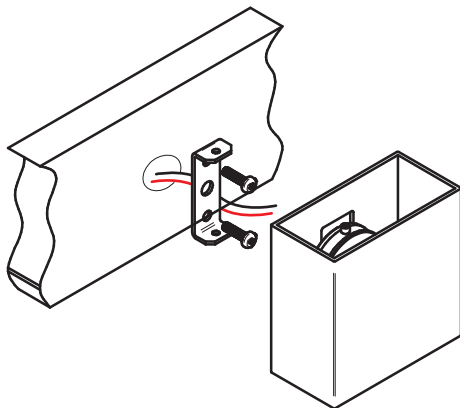


99179
ON/OFF
2 - 3 art.



99186
ON/OFF
3 - 6 art.

Easy installation



H-Farm | Treviso, Italy



cem



The concrete provides shape and texture, with its typical smooth imperfections enhancing the impact of the architecture with diffuse and spot light effects. Cem is available in wall, ceiling and driveway versions, the latter incorporated into the architecture for flush applications.

Materials








Concrete body



Wall lamps


cem lighting concept



	_C 	_W 	_WF 
72 x 120 mm	-	6,5 W	-
90 x 120 mm	7 W	-	-
72 x 350 mm	-	14 W	-
159 x 59 mm	-	2 W	-
450 x 130 mm	-	-	2 W
210 x 370 mm	-	-	7,5 W
Finish			
CRI 80	3000K 4000K	3000K 4000K	3000K 4000K
Optics	General	General (6,5 - 14 W) Flood (2 W)	General (7,5 W) Flood (2 W)
Driver 	On/Off	On/Off	On/Off

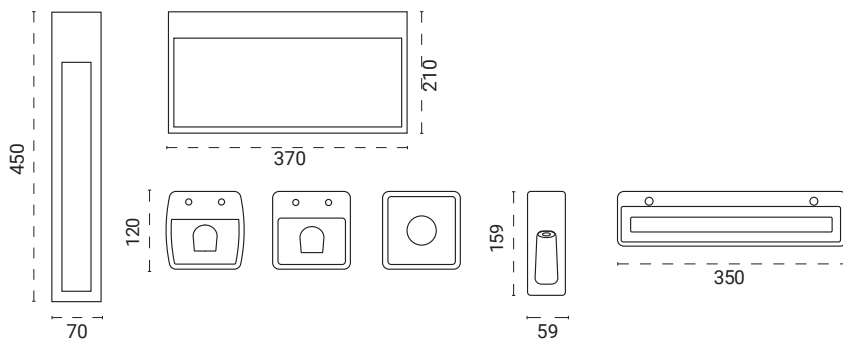
Concept

The reliability and resistance of the concrete is reinterpreted by studying new compact shapes and without sharp edges. Cem exploits the potentialities offered by state of the art LED technology to offer graphic or diffused light effects, thus allowing to personalise the external space with a contemporary and unique touch.




Range

A complete range including versions for wall-mounted and ceiling-mounted installation, with oblique light effects and accent solutions dedicated for lighting paths.

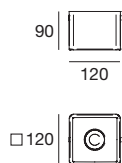




Light effects

Not just design: the soft light from the LED has clearly defined edges. Cem lets you choose between diffuse and flood versions, while the recessed model provides ground-hugging, dazzle-free light that traces out a route.



Cem_C | Ceiling Lights | 220-240 V | arrayLED 6,5 W DC - 8 W AC

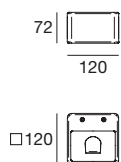


CRI 80

Cement	64564	3000 K	770 lm	W	Flood	70
		4000 K	831 lm	N		



Cem_W | Wall Lights | 100-240 V | arrayLED 6,5 W DC - 9 W AC

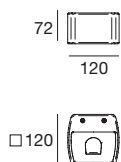


CRI 80

Cement	64561	3000 K	876 lm	W	General	00
		4000 K	946 lm	N		



Cem_W | Wall Lights | 100-240 V | arrayLED 6,5 W DC - 9 W AC

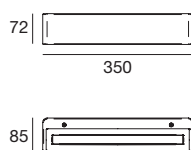


CRI 80

Cement	64560	3000 K	876 lm	W	General	00
		4000 K	946 lm	N		



Cem_W | Wall Lights | 180-264 V | topLED 14 W DC - 16,8 W AC

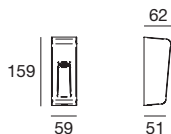


CRI 80

Cement	64562	3000 K	2218 lm	W	General	00
		4000 K	2321 lm	N		



Cem_W | Wall Lights | 100-240 V | powerLED 1,5 W DC - 2,5 W AC

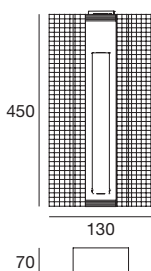



CRI 80

Cement	64563	3000 K	199 lm	W	Flood	60
		4000 K	213 lm	N		



Cem_WF | Wall Lights | powerLED 1,5 W DC 500 mA



CRI 80

Cement	64506	3000 K	199 lm	W	General	00
--------	--------------	--------	--------	----------	---------	-----------

Electronics



89420
ON/OFF
1 - 2 art.



99179
ON/OFF
3 - 6 art.



99186
ON/OFF
6 - 12 art.

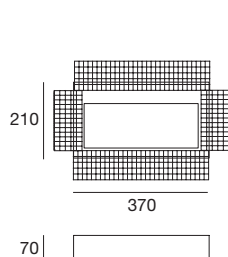

Recommended accessories



65002



Cem_WF | Wall Lights | topLED 7,5 W 180 mA



CRI 80

Cement	64505	3000 K	1110 lm	W	General	00
--------	--------------	--------	---------	----------	---------	-----------

Electronics



99716
ON/OFF
1 art.

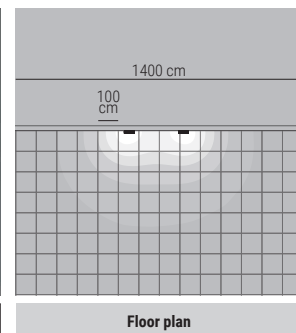

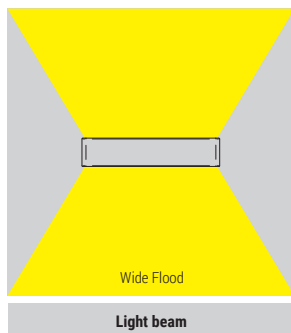
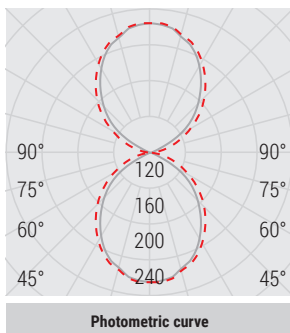


65005
Recessed casing

Recommended accessories



64562W00

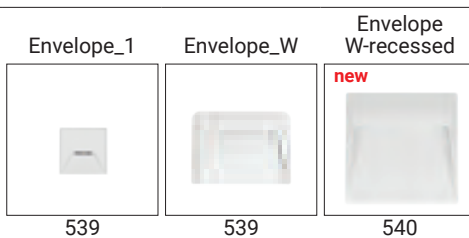


wall path-markers range index

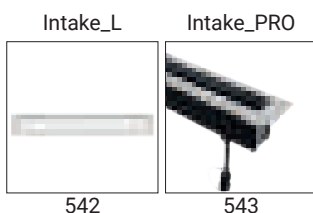
OptiWall




Envelope



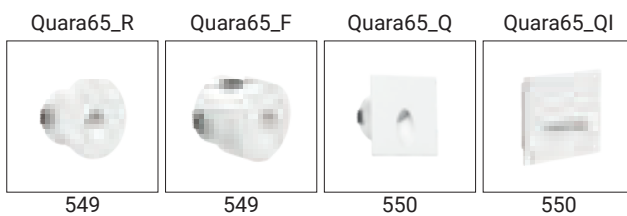
Intake




Sand



Quara65



Cut



Zed66


Zed66_Y




554


Chim

Chim



556






optiwall



A window of light serves both as a path marker and a wall light for outdoor foot traffic. The secret of Optiwall lies in its use of OptiLight Technology.™ laser microincisions that effectively channel the light, combining an asymmetric beam with very soft ambient lighting.

Materials

Aluminium body
Transparent PMMA diffuser



Wall path-markers

Revolutionary step lights

Optiwall revolutionises the path marker concept: it's not so much a wall light as a light window that uses the microincisions of Optilight Technology™ to reduce dazzle to zero. The light isn't just asymmetrically projected onto the ground, but also provides softer and deeper ambient illumination that highlights surrounding features.

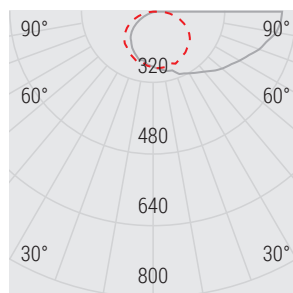


Ultra thin

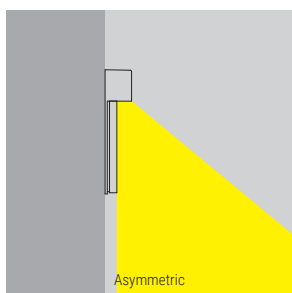
Optiwall's unique slineline design, as little as 18 mm thick, also incorporates smart features like invisible screws and a bracket that nestles inside the body.




81296W0



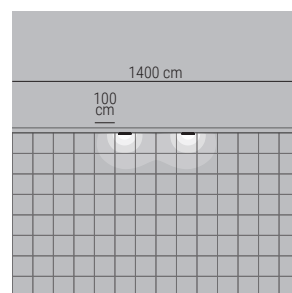
Photometric curve



Light beam

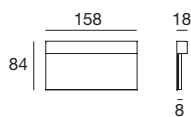
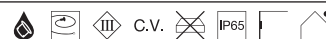


25 LUX 100 LUX 250 LUX 500 LUX



Floor plan

Optiwall | Path-marker | 24 V | topLED 3,5 W



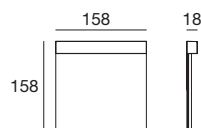
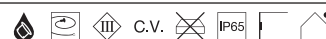
CRI 80

White	81296	2700 K	366 lm	M	Asymmetric	07
Grey	81297	3000 K	384 lm	W		
Cor-Ten	81298	4000 K	401 lm	N		
BK Grey	81299					

Electronics

89488	89179	89359	99332	99722
ON/OFF	ON/OFF	ON/OFF	0/1-10V	DALI
1 - 4 art.	1 - 6 art.	1 - 13 art.	1 - 42 art.	1 - 26 art.

Optiwall | Path-marker | 24 V | topLED 3,5 W



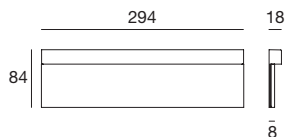
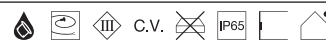
CRI 80

White	81300	2700 K	366 lm	M	Asymmetric	07
Grey	81301	3000 K	384 lm	W		
Cor-Ten	81302	4000 K	401 lm	N		
BK Grey	81303					

Electronics

89488	89179	89359	99332	99722
ON/OFF	ON/OFF	ON/OFF	0/1-10V	DALI
1 - 4 art.	1 - 6 art.	1 - 13 art.	1 - 42 art.	1 - 26 art.

Optiwall | Path-marker | 24 V | topLED 7 W



CRI 80

White	81304	2700 K	732 lm	M	Asymmetric	07
Grey	81305	3000 K	767 lm	W		
Cor-Ten	81306	4000 K	803 lm	N		
BK Grey	81307					

Electronics

89179	89359	99331	99332	99722
ON/OFF	ON/OFF	ON/OFF	0/1-10V	DALI
1 - 3 art.	1 - 6 art.	1 - 21 art.	1 - 21 art.	1 - 17 art.


envelope_w



Named for its shape, the Envelope path marker's elegant lines and finish make it particularly suitable for foot traffic areas, and provide an attractive addition to walls.

Materials






Aluminium body



Wall path-markers

envelope_W range



	Envelope_1	Envelope_W	Envelope_W Pro
1 W	40 x 40 mm	120 x 88 mm	
7 W	-	-	170 x 168 mm
11 W / 17 W	-	-	270 x 125 mm
Finish			
topLED	3000K 4000K	3000K 4000K	3000K 4000K
Optics	Asymmetric	Asymmetric	Asymmetric
Driver 	On/Off	On/Off	-
Driver 	-	-	On/Off

Simple, elegant and minimalist

Envelope consists of a single compact element, with the screws hidden from view. The bayonet fitting makes it quick and easy to install, and the casing can be concealed for even greater aesthetic impact. Can also be fitted using a bracket.




IP65



Finishes

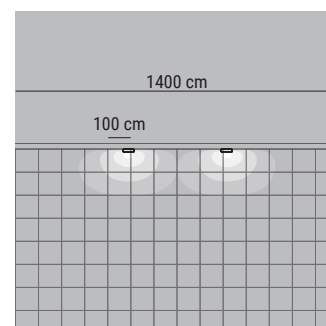

Choice of four:

- white RAL9003
- classic grey RAL9006
- anthracite grey RAL7021
- Cor-ten



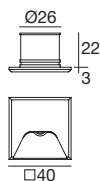
Recessed optic, asymmetric design

The recessed source is hidden from view, so the unit offers full cutoff: all you see is the clean, attractive beam. The slightly asymmetric design directs it towards the path.



Floor plan

Envelope | Path-marker | powerLED 1 W 350 mA



CRI 80

White	96976	2700 K	136 lm	M	Asymmetric	07
Grey	96978	3000 K	145 lm	W		
BK Grey	80605	4000 K	155 lm	N		
Cor-Ten	96979					

Electronics



Recessed casing

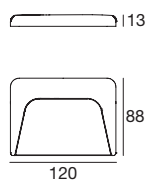
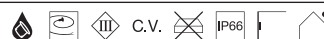


84336 / 84915



RTG 96976W07
96976N07
96978W07
96979W07

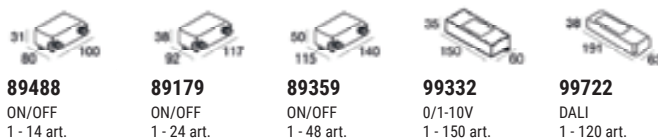
Envelope_W Wall | Path-marker | 24 V | topLED 1 W



CRI 80

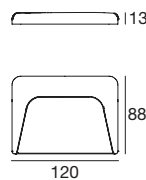
White	97167	2700 K	54 lm	M	Asymmetric	07
Grey	97169	3000 K	54 lm	W		
BK Grey	81339	4000 K	60 lm	N		
Cor-Ten	81340					

Electronics



RTG 97167W07
97169W07
81339W07
81340W07

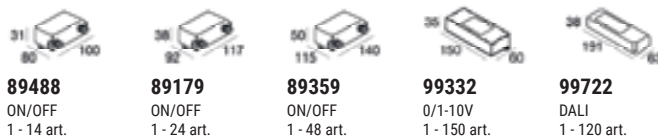
Envelope_W Recessed | Path-marker | 24 V | topLED 1 W



CRI 80

White	97170	3000 K	54 lm	W	Asymmetric	07
Grey	97172	4000 K	60 lm	N		
BK Grey	81341					
Cor-Ten	81342					

Electronics



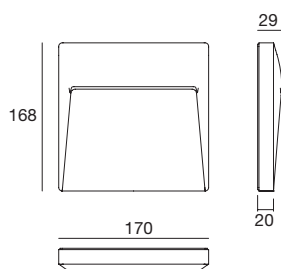

RTG 97170W07
97172W07
81341W07
81342W07

Recessed casing



98111


Envelope_W Wall-Recessed | Path-marker | 24 V | topLED 7 W



CRI 80

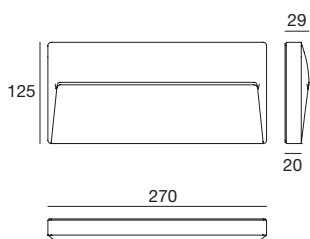

White	81343	3000 K	619 lm	W	Asymmetric	07
Grey	81291	4000 K	643 lm	N		
BK Grey	81290					
Cor-Ten	81292					

Recessed casing



99744
Outer casing for
brickwork-mounted
installation

Envelope_W Wall-Recessed | Path-marker | 24 V | topLED




CRI 80 - 11 W

White	81344	3000 K	1032 lm	W	Asymmetric	07
Grey	81294	4000 K	1073 lm	N		
BK Grey	81293					
Cor-Ten	81295					

CRI 80 - 17 W

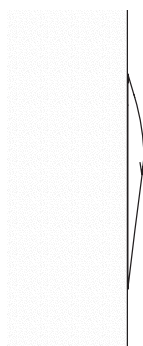
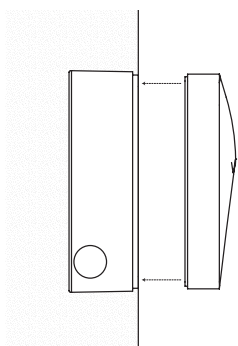
White	81512	3000 K	1600 lm	W	Asymmetric	07
Grey	81510	4000 K	1684 lm	N		
BK Grey	81509					
Cor-Ten	81511					

Recessed casing




99745
Outer casing for
brickwork-mounted
installation

Solution with outer casing



intake



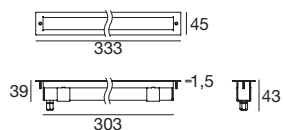

The Intake linear path marker is available with two optics, diffuse and asymmetric. The first highlights obstacles and illuminates specific areas, while the second brings out the depth of the walkable area or lighted object, and is perfect for footpaths, parking areas, and low walls.

Materials

Aluminium body

AISI 316 stainless steel flange

Intake_L Double asymmetric | Path-marker | 100-240 V | topLED 6 W DC - 7 W AC



CRI 80

Steel	97717	3000 K	672 lm	W	General	00
		4000 K	714 lm	N		

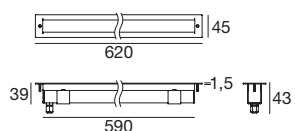
Installation accessories



98496
Recessed casing
L. 325 mm



Intake_L Double asymmetric | Path-marker | 100-240 V | topLED 12 W DC - 13 W AC



CRI 80

Steel	97718	3000 K	1344 lm	W	General	00
		4000 K	1428 lm	N		

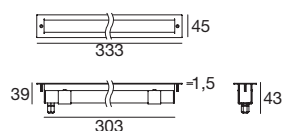

Installation accessories



98497
Recessed casing
L. 612 mm



Intake_L Asymmetric | Path-marker | 100-240 V | topLED 6 W DC - 7 W AC



CRI 80

Steel	97714	3000 K	672 lm	W	Asymmetric	07
		4000 K	714 lm	N		

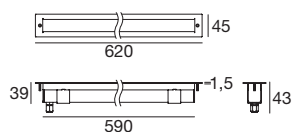

Installation accessories



98496
Recessed casing
L. 325 mm



Intake_L Asymmetric | Path-marker | 100-240 V | topLED 12 W DC - 13 W AC



CRI 80

Steel	97715	3000 K	1344 lm	W	Asymmetric	07
		4000 K	1428 lm	N		

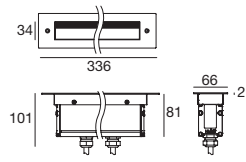
Installation accessories



98497
Recessed casing
L. 612 mm



IntakePRO | Linear profiles | 190-250V | topLED | 15 W DC - 17 W AC



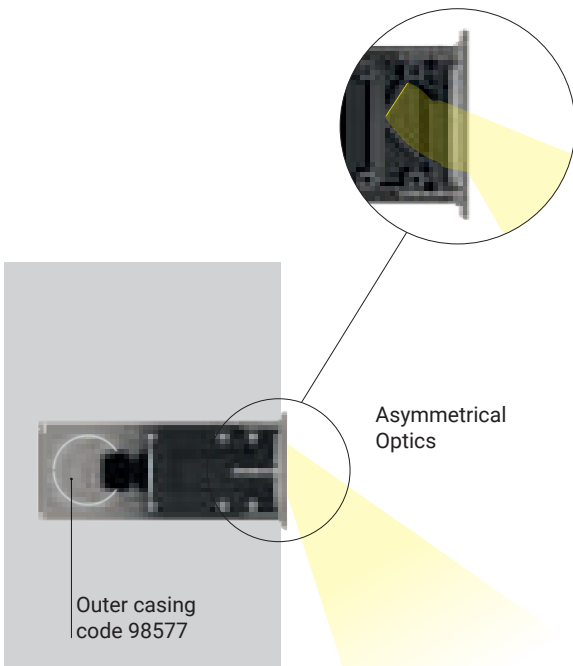
CRI 80

Steel	92425	3000K 895 lm	W	Asymmetric	07
		4000K 937 lm	N		

Installation accessories



98577
Recessed casing





Wall path-markers

sand



Aquastop®

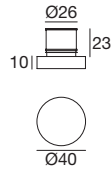
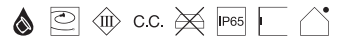
A tough, reliable path marker with patented AquaStop® water and humidity protection, Sand has a durable polycarbonate diffuser for soft ambient illumination.

Materials

Brass body

Opalescent polycarbonate diffuser

Sand_R | Path-marker | powerLED 1 W 350 mA



CRI 80

White	92260	3000 K	136 lm	W	General	00
		4000 K	145 lm	N		
		5000 K	155 lm	C		
		Blue		B		
		R - G - Y on request				



RTG 92260W00

Electronics

Recessed casing



89419
ON/OFF
1 - 2 art.



89421
ON/OFF
3 - 6 art.

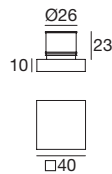
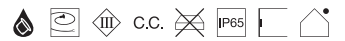


99183
ON/OFF
6 - 12 art.



84915 / 84336

Sand_Q | Path-marker | powerLED 1 W 350 mA



CRI 80

White	92262	3000 K	136 lm	W	General	00
		4000 K	145 lm	N		
		5000 K	155 lm	C		
		Blue		B		
		R - G - Y on request				



RTG 92262W00

Electronics

Recessed casing



89419
ON/OFF
1 - 2 art.




89421
ON/OFF
3 - 6 art.



99183
ON/OFF
6 - 12 art.



84915 / 84336



quara65



Aquastop®

A drop of light in a small casing, with AquaStop® protection. Installed close to the ground, Quara65 projects a circular pool of light into the space below, and can be used to decorate steps and outdoor flooring details.

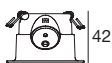
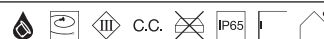
Materials

Aluminium or AISI 316 stainless steel body



Wall path-markers

Quara65_R | Path-marker | powerLED 2 W 630 mA



CRI 80

White	85543	2700 K	219 lm	M	Flood	70
Grey	85542	3000 K	233 lm	W		
Cor-Ten	87988	4000 K	249 lm	N		



RTG 85543W70
85542W70

Electronics

Recessed casing



89420
ON/OFF
1 - 2 art.



99179
ON/OFF
3 - 6 art.

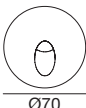



99186
ON/OFF
6 - 12 art.



84338

Quara65_RI | Path-marker | powerLED 2 W 630 mA



CRI 80

Steel	92671	2700 K	219 lm	M	Flood	70
		3000 K	233 lm	W		
		4000 K	249 lm	N		



RTG 92671W70

Electronics

Recessed casing



89420
ON/OFF
1 - 2 art.



99179
ON/OFF
3 - 6 art.

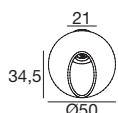
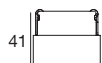


99186
ON/OFF
6 - 12 art.



84338

Quara65_F | Path-marker | powerLED 1 W 350 mA



CRI 80

White	86460	2700 K	136 lm	M	Flood	70
		3000 K	145 lm	W		
		4000 K	155 lm	N		



RTG 86460W70
86460N70

Electronics

Recessed casing



89419
ON/OFF
1 - 2 art.




89421
ON/OFF
3 - 6 art.




99183
ON/OFF
6 - 12 art.



84338



1_ Wall-drilled hole



2_ Wall installation

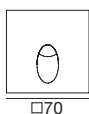
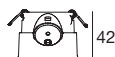

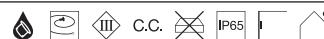


3_ Finished result



4_ Flush-mounted installation

Quara65_Q | Path-marker | powerLED 2 W 630 mA



CRI 80

White	86563	2700 K	219 lm	M	Flood	70
Grey	86562	3000 K	233 lm	W		
Cor-Ten	87989	4000 K	249 lm	N		



RTG **85563W70** **86562W70**
85563N70 **87989W70**

Electronics

Recessed casing



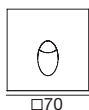

89420
ON/OFF
1 - 2 art.

99179
ON/OFF
3 - 6 art.

99186
ON/OFF
6 - 12 art.

84338

Quara65_QI | Path-marker | powerLED 2 W 630 mA



CRI 80

Steel	92672	2700 K	219 lm	M	Flood	70
		3000 K	233 lm	W		
		4000 K	249 lm	N		



RTG **92672W70**

Electronics

Recessed casing



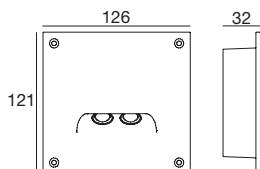

89420
ON/OFF
1 - 2 art.

99179
ON/OFF
3 - 6 art.

99186
ON/OFF
6 - 12 art.

84338

Quara65_QI | Path-marker | 190-250 V | powerLED 4 W DC - 4,8 W AC



CRI 80

White	92238	2700 K	438 lm	M	Flood	70
Grey	92239	3000 K	466 lm	W		
Cor-Ten	92240	4000 K	498 lm	N		



RTG **92238W70**
92239W70
92240W70

Recessed casing



98050

cut



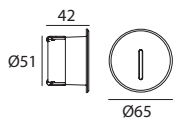
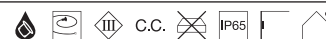
AquaStop®

This small recessed narrow spot provides an elegant slit of light and creates a delicately attractive effect. It features AquaStop® technology, offering superior moisture protection for power cables.

Materials

Aluminium body

Cut_R | Path-marker | powerLED 2 W 630 mA



CRI 80

White	92513	2700 K	219 lm	M	Narrow Spot	05
Grey	92514	3000 K	233 lm	W		
		4000 K	249 lm	N		

Electronics

Recessed casing



89420
ON/OFF
1 - 2 art.



99179
ON/OFF
3 - 6 art.



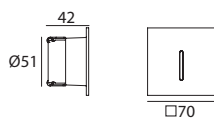
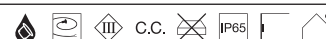
99186
ON/OFF
6 - 12 art.



84338



Cut_Q | Path-marker | powerLED 2 W 630 mA



CRI 80

White	92558	2700 K	219 lm	M	Narrow Spot	05
Grey	92559	3000 K	233 lm	W		
		4000 K	249 lm	N		

Electronics

Recessed casing



89420
ON/OFF
1 - 2 art.



99179
ON/OFF
3 - 6 art.



99186
ON/OFF
6 - 12 art.




84338



RTG 92558W05

Almar Hotel | Jesolo, Italy



zed66



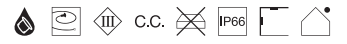
Aquastop®

A square recessed low-voltage wall path marker. The source is hidden inside the aluminium case, providing discreetly effective asymmetric illumination.

Materials

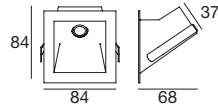
Aluminium body

Zed66_Y | Path-marker | powerLED 1 W 350 mA



Efficiency - CRI 80

White	81379	2700 K	136 lm	M	Flood	70
Grey	81380	3000 K	145 lm	W		
		4000 K	155 lm	N		



Electronics



89419
ON/OFF
1 - 2 art.



89421
ON/OFF
3 - 6 art.



99183
ON/OFF
6 - 12 art.

Recessed casing



84907

chim



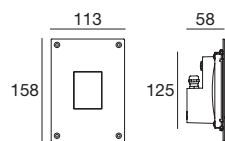
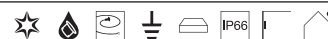
Chim's soft, effective band of light makes it suitable for any height. This recessed path maker provides lasting, high-quality illumination.

Materials

Nylon body

AISI 316 stainless steel flange

Chim | Path-marker | 190-250 V | powerLED 2 W DC - 2,4 W AC

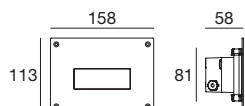
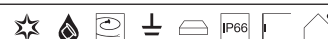


CRI 80

Steel	92683	2700 K	219 lm	M	Wide Flood	12
		3000 K	233 lm	W		
		4000 K	249 lm	N		



Chim | Path-marker | 190-250 V | powerLED 4 W DC - 4,8 W AC



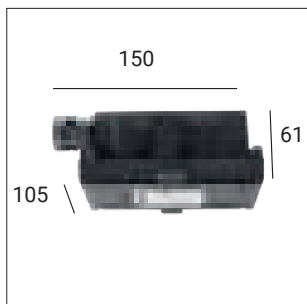
CRI 80

Steel	92681	2700 K	438 lm	M	Wide Flood	12
		3000 K	466 lm	W		
		4000 K	498 lm	N		




RTG 92681W12

Chim | Outer-casing



type	w. mm	p. mm	h. mm	suitable for	
PVC	150	61	105	Chim	98009

Private apartments | Jesolo, Italy




uplights and in-ground lamps range index

Beret



Orma




Suelo



Suelo_XJ DALI Suelo_X Double Suelo Telescopic




Fasim



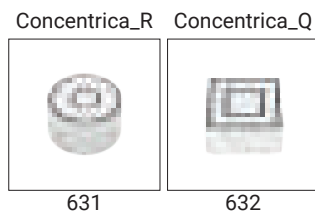
Zalex



Nicro



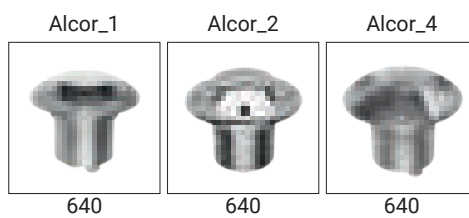
Concentrica




Dans




Alcor





Footpad



Astropex







Uplights and in-ground lamps





Uplights and in-ground lamps

uplights and in-ground lamps

Engineering innovation

Our new families of recessed uplights use high-quality materials such as aluminium for the body, AISI 316 stainless steel for the flange (providing added durability in high-salinity environments), and tempered glass for the optical compartment. These, combined with miniaturised components, have played a key role in the engineering design process, and made the Linea Light Group uplight range perfect for every need.



Drive-over capability

Ultra-hardwearing materials and the specific positioning of the casing mean that each range will support a weight of up to five tonnes.



Safety systems

We have developed specific safety systems to protect the uplights against corrosion and make them very durable. They also incorporate overvoltage and electrostatic discharge protection, and systems to protect the integrity of the circuits from moisture and internal condensation (AquaStop®) formation.



OVP



TCS system

IP68

A combination of technology know-how, carefully chosen materials and advanced safety systems offer total IP68 protection against dust and solid particles, spray, and short-term immersion in water.

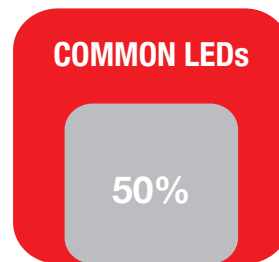


Lasting quality

Linea Light Group products with topLED sources have a lifespan of over 72,000 hours! And that doesn't mean the LEDs go out after that time, but only that they reached 70% of the initial luminous flux with a 90% reliability of compliance with the parameter. Even more impressively, array LED and powerLED modules have a tested and guaranteed life of over 223,000 hours, and a zero failure rate.



LED i-LED B10
90% reliability
of the L parameter




Common LEDs on the market B50
50% reliability
of the L parameter


MacAdam step <2

To ensure that colours remain uniform over time and between different products used for the same project, we choose the best LED manufacturers to main consistency.

Our standard of quality is a MacAdam step of less than 2, meaning that differences between LEDs are not visible to the human eye.



i-LED - MacAdam < 2




Chromatic inhomogeneity - competitors

Colour range

LEDs give you access to a wide range of colour temperatures, from warm white (2,700K) to daylight tones (5,000K), for total design versatility. As well as white light, the RGB range offers static or

dynamic coloured effects, and the introduction of RGBW, in which white is separate from red, green and blue in the diode, lets you obtain the right mix for your project alongside a very pure white.



2700° K

3000° K

4000° K

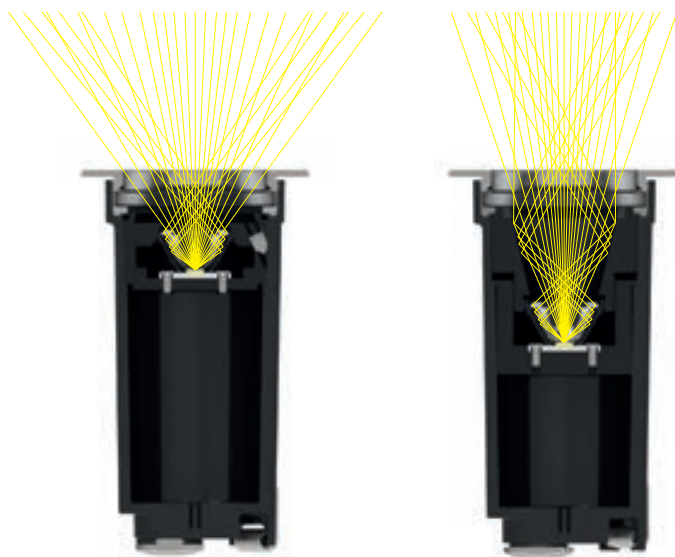
RGBW

uplights and in-ground comfort

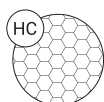
Standard and pro optics




Linea Light Group recessed lights have an optionally deeper-positioned source than the standard version. The increased screening angle offers greater visual comfort.





Honeycomb




The hexagonal microcells making up the mesh of the Honeycomb filter help to screen the light beam, reducing dazzle while leaving the light quality unaltered.



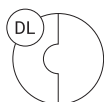
With Honeycomb



Without Honeycomb




Darklight



The darklight filter attenuates the light so that it shines only on a specific area of the surface. This accessory sections the beam so that only a part of it shines on the wall, and prevents dazzle even close to the source.



With Darklight




Without Darklight

uplights and in-ground optic range


Narrow optics



Narrow Spot: 8°




Spot: 10°




Spot: 15°


Medium optics



Flood: 30°




Medium Flood: 45°




Medium Flood: 60°

Diffused optics




Wide Flood: 120°




General: 180°

Ground-mounting washing optics



Asymmetric Wall Washer: 27°



Elliptic: 25°

beret




Aquastop®

A compact, rugged and reliable walk-on uplight featuring AquaStopp® technology, the Beret is perfect for columns and external architectural details.

Materials

Brass or aluminium body

Brass or steel flange



Beret_R | Walk-over spotlight | powerLED 1 W 350 mA



29



White	92065	2700K	136 lm	M	Spot	15
Grey	92061	3000K	145 lm	W	Medium Flood	30
Chrome	92066	4000K	155 lm	N	Flood	60
Nickel	92067				General	00
Steel	92068					
Brass	81469					



- RTG** 92065W15 92068W30
 92065W30 92068W60
 92066W30 92068W00
 92067W00 92068N30
 92067W30 92068N00
 92068W15

Electronics



89419
ON/OFF
1 - 2 art.



89421
ON/OFF
3 - 6 art.



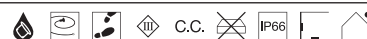
99183
ON/OFF
6 - 12 art.

Recessed casing



84915 / 84336

Beret_X Anti-glaring silk-screen | Walk-over spotlight | powerLED 1 W 350 mA



29



White	97800	2700K	136 lm	M	Spot	15
Grey	97801	3000K	145 lm	W	Medium Flood	30
Chrome	97797	4000K	155 lm	N	Flood	60
Nickel	97798					
Steel	97799					
Brass	81471					



RTG 97799W30

Electronics



89419
ON/OFF
1 - 2 art.



89421
ON/OFF
3 - 6 art.



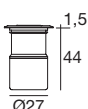

99183
ON/OFF
6 - 12 art.

Recessed casing




84915 / 84336

Beret_2R | Walk-over spotlight | powerLED 2 W 630 mA



Chrome	93126	2700K	219 lm	M	Narrow Spot	08
Nickel	93127	3000K	233 lm	W	Spot	15
Steel	93128	4000K	249 lm	N	Medium Flood	30
Brass	81470				Flood	60
					Wide Flood	12
					General	00



- RTG** 93126W08 93127N30
 93126W30 93128W08
 93127W00 93128W15
 93127W08 93128W30
 93127W15 93128W60
 93127W30 93128N00
 93127W60 93128N30

Electronics



89420
ON/OFF
1 - 2 art.



99179
ON/OFF
3 - 6 art.



99186
ON/OFF
6 - 12 art.

Recessed casing



84918

Beret_Q | Walk-over spotlight | powerLED 1 W 350 mA



29



White	92088	2700K	136 lm	M	Spot	15
Grey	92092	3000K	145 lm	W	Medium Flood	30
Chrome	92069	4000K	155 lm	N	Flood	60
Nickel	92076				General	00
Steel	92077					



RTG 92077W00

Electronics



89419
ON/OFF
1 - 2 art.



89421
ON/OFF
3 - 6 art.



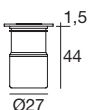
99183
ON/OFF
6 - 12 art.

Recessed casing



84915 / 84336

Beret_2Q | Walk-over spotlight | powerLED 2 W 630 mA



Chrome	93132	2700K	219 lm	M	Narrow Spot	08
Nickel	93133	3000K	233 lm	W	Spot	15
Steel	93134	4000K	249 lm	N	Medium Flood	30
					Flood	60
					Wide Flood	12
					General	00



RTG 93134W30

Electronics



89420
ON/OFF
1 - 2 art.



99179
ON/OFF
3 - 6 art.



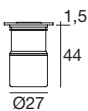
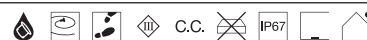
99186
ON/OFF
6 - 12 art.

Recessed casing



84918

Beret_2Q | Walk-over spotlight | powerLED 2 W 630 mA



Chrome	93138	2700K	219 lm	M	Narrow Spot	08
Nickel	93139	3000K	233 lm	W	Spot	15
Steel	93140	4000K	249 lm	N	Medium Flood	30
					Flood	60
					Wide Flood	12
					General	00



RTG 93140W30

Electronics



89420
ON/OFF
1 - 2 art.



99179
ON/OFF
3 - 6 art.



99186
ON/OFF
6 - 12 art.

Recessed casing



84918

orma



Aquastop®

With its completely new styling and technology, the Orma drive-over uplight range is only 5 centimetres high. With its range of dedicated accessories, it offers excellent durability, high-level protection from the elements, and excellent lighting control.

Materials


Aluminium body

AISI 316L stainless steel flange



Uplights and in-ground lamps

orma range



	1 W	2 W	4 W	8 W	13 W
○	-	-	Ø 64 mm	Ø 97 mm	Ø 138 mm
⌋ ○	-	-	Ø 64 mm	Ø 97 mm	Ø 138 mm
└ ○	Ø 64 mm	Ø 97 mm	Ø 138 mm	-	-
└ ○	-	-	Ø 54 mm	Ø 85 mm	Ø 125 mm
└ ○	-	-	Ø 54 mm	Ø 85 mm	Ø 125 mm
└ ○	Ø 54 mm	Ø 85 mm	Ø 125 mm	-	-
Accessories	-	-	 Orma / Orma_F	 Orma / Orma_F	 Orma / Orma_F
Finish					
CRI 80	2700K 3000K 4000K	2700K 3000K 4000K	2700K 3000K 4000K	2700K 3000K 4000K RGBW (Orma / Orma_F)	2700K 3000K 4000K
Optics	General	General	Spot Medium Flood Flood Asymmetric General (└L / └FL)	Spot Medium Flood Flood	Spot Medium Flood Flood
Driver 	On/Off	On/Off	On/Off	On/Off DMX (RGBW)	On/Off
Current	C.C. C.V.	C.C. C.V.	C.C. C.V.	C.C. C.V.	C.C. C.V.

The range

A compact uplight that's ideal for small spaces, the Orma range offers a wide range of types: spot optics; medium and standard flood; a wallwasher beam in the case of the J version; RGBW models with red, green and blue separated from white in the diode for better mixing and a very pure white; and others with a 24-volt converter integrated into the power cable. The Orma_J and Orma_JF swivel versions are easy to adjust using a flathead screwdriver on the appropriate screw rather than opening up the body.



Visual comfort


Depending on the position in which the light is installed, the beam can be optimised using accessories. The honeycomb filter screens secondary light and reduces dazzle, maintaining a high-quality diffuse light. The darklight filter attenuates the light so that it shines only on a specific area of the surface. This accessory sections the beam so that only a part of it shines on the wall, and prevents dazzle even close to the source.



Orma



Orma + Honeycomb



Orma + Dark Light

Totsl versatility

Orma revolutionises the aesthetics of the uplight, with two different flange types: a standard version with a raised flange, and the Orma_F, with a flange recessed to ground level. This is also available in an easy-fit screw-in vandalproof version.

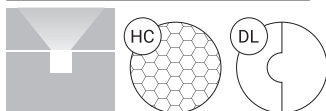


Orma F+ kit

Orma

Orma_F

Orma | Up-Light | powerLED 4 W



C.V. version with converter integrated in the cable

C.C. - 350 mA

Steel/Alu	80582	2700K	490 lm	M	Spot	15
		3000K	490 lm	W	Medium Flood	30
		4000K	529 lm	N	Flood	60
					Elliptic	25

HC	Steel/Alu	80583	2700K	490 lm	M	Spot	15
			3000K	490 lm	W	Medium Flood	30
			4000K	529 lm	N	Flood	60

DL	Steel/Alu	80584	2700K	490 lm	M	Spot	15
			3000K	490 lm	W	Medium Flood	30
			4000K	529 lm	N	Flood	60

Electronics



89421
ON/OFF
1 art.



99183
ON/OFF
2 - 3 art.

C.V. - 24 V

Steel/Alu	80585	2700K	490 lm	M	Spot	15
		3000K	490 lm	W	Medium Flood	30
		4000K	529 lm	N	Flood	60
					Elliptic	25

HC	Steel/Alu	80586	2700K	490 lm	M	Spot	15
			3000K	490 lm	W	Medium Flood	30
			4000K	529 lm	N	Flood	60

DL	Steel/Alu	80587	2700K	490 lm	M	Spot	15
			3000K	490 lm	W	Medium Flood	30
			4000K	529 lm	N	Flood	60

Electronics



89488
ON/OFF
1 - 3 art.



89179
ON/OFF
1 - 6 art.



89359
ON/OFF
1 - 12 art.



99332
0/1-10V
1 - 37 art.



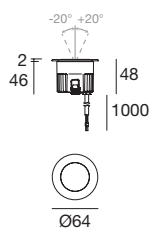
99722
DALI
1 - 30 art.

Recessed casings



99650
Outer casing for ground-mounting installation

Orma_J | Up-Light | powerLED 4 W



C.V. version with converter integrated in the cable

C.C. - 350 mA

Steel	Alu	81199	2700K	490 lm	M	Spot	15
			3000K	490 lm	W	Medium Flood	30
			4000K	529 lm	N	Flood	60

Electronics



89421
ON/OFF
1 art.



99183
ON/OFF
2 - 3 art.

C.V. - 24 V

Steel	Alu	81200	2700K	490 lm	M	Spot	15
			3000K	490 lm	W	Medium Flood	30
			4000K	529 lm	N	Flood	60

Electronics



89488
ON/OFF
1 - 3 art.



89179
ON/OFF
1 - 6 art.



89359
ON/OFF
1 - 12 art.

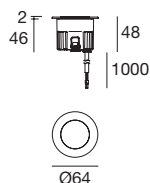


99332
0/1-10V
1 - 37 art.



99722
DALI
1 - 30 art.

Orma_L | Path-Marker | powerLED 1 W



C.V. version with converter integrated in the cable

C.C. - 350 mA

Steel	Alu	81211	2700K	136 lm	M	General	00
			3000K	145 lm	W		
			4000K	155 lm	N		

Electronics



89419
ON/OFF
1 - 2 art.



89421
ON/OFF
3 - 6 art.



99183
ON/OFF
6 - 12 art.

C.V. - 24 V

Steel	Alu	81212	2700K	136 lm	M	General	00
			3000K	145 lm	W		
			4000K	155 lm	N		

Electronics



89488
ON/OFF
1 - 14 art.



89179
ON/OFF
1 - 24 art.



89359
ON/OFF
1 - 48 art.

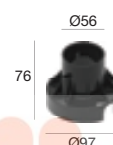


99332
0/1-10V
1 - 150 art.



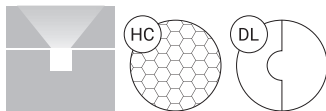
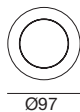
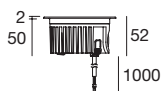
99722
DALI
1 - 120 art.

Recessed casings



99650
Outer casing for ground-mounting installation

Orma | Up-Light | arrayLED 8 W



C.V. version with converter integrated in the lamp body

C.C. - 220 mA

Steel Alu	80588	2700K	1088 lm	M	Spot	15
		3000K	1088 lm	W	Medium Flood	30
		4000K	1173 lm	N	Flood	60

HC

Steel Alu	80589	2700K	1088 lm	M	Spot	15
		3000K	1088 lm	W	Medium Flood	30
		4000K	1173 lm	N	Flood	60

DL

Steel Alu	80590	2700K	1088 lm	M	Spot	15
		3000K	1088 lm	W	M. Flood	30
		4000K	1173 lm	N	Flood	60

Electronics



99342
ON/OFF
1 art.

C.V. - 24 V

Steel Alu	81172	2700K	1209 lm	M	Spot	15
		3000K	1209 lm	W	Medium Flood	30
		4000K	1303 lm	N	Flood	60

HC

Steel Alu	81173	2700K	1209 lm	M	Spot	15
		3000K	1209 lm	W	Medium Flood	30
		4000K	1303 lm	N	Flood	60

DL

Steel Alu	81174	2700K	1209 lm	M	Spot	15
		3000K	1209 lm	W	Medium Flood	30
		4000K	1303 lm	N	Flood	60

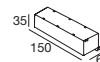
Electronics



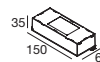
89179
ON/OFF
1 - 3 art.



89359
ON/OFF
1 - 6 art.



99331
ON/OFF
1 - 18 art.



99332
0/1-10V
1 - 18 art.



99722
DALI
1 - 15 art.



RGBW

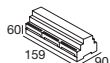
RGBW - 8W - 630Ma

Steel Alu	81321	RGBW natural white	Q	Narrow Spot	06
		RGBW warm white	V	Medium Flood	15
				Flood	45

Electronics



RF driver CC
970



DMX driver CC
977



DMX controllers
995

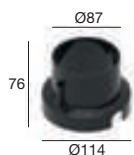


driver CV 24V/48V
981-982



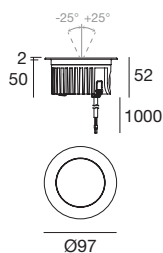
switching CV 24V/48V
986-989

Recessed casings



99651
Outer casing for ground-mounting installation

Orma_J | Up-Light | arrayLED 8 W



C.V. version with converter integrated in the lamp body

C.C. - 220 mA

Steel/Alu	81201	2700K	1088 lm	M	Spot	15
		3000K	1088 lm	W	Medium Flood	30
		4000K	1173 lm	N	Flood	60

Electronics

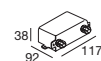


99342
ON/OFF
1 art.

C.V. - 24 V

Steel/Alu	81202	2700K	1209 lm	M	Spot	15
		3000K	1209 lm	W	Medium Flood	30
		4000K	1303 lm	N	Flood	60

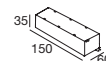
Electronics



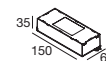
89179
ON/OFF
1 - 3 art.



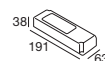
89359
ON/OFF
1 - 6 art.



99331
ON/OFF
1 - 18 art.

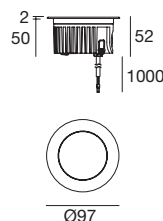


99332
0/1-10V
1 - 18 art.



99722
DALI
1 - 15 art.

Orma_L | Path-Marker | powerLED 2 W



C.V. version with converter integrated in the lamp body

C.C. - 630 mA

Steel/Alu	81213	2700K	249 lm	M	General	00
		3000K	266 lm	W		
		4000K	284 lm	N		

Electronics



89420
ON/OFF
1 - 2 art.



89179
ON/OFF
3 - 6 art.



99186
ON/OFF
6 - 12 art.

C.V. - 24 V

Steel/Alu	81214	2700K	249 lm	M	General	00
		3000K	266 lm	W		
		4000K	284 lm	N		

Electronics



89488
ON/OFF
1 - 14 art.



89179
ON/OFF
1 - 24 art.



89359
ON/OFF
1 - 48 art.

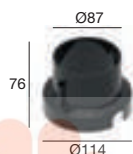


99332
0/1-10V
1 - 150 art.



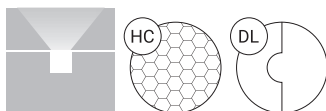
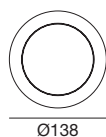
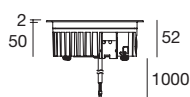
99722
DALI
1 - 120 art.

Recessed casings



99651
Outer casing for ground-mounting installation

Orma | Up-Light | arrayLED 13 W



C.V. version with converter integrated in the lamp body

C.C. - 350 mA

Steel/Alu	81175	2700K	1724 lm	M	Spot	15
		3000K	1724 lm	W	Medium Flood	30
		4000K	1854 lm	N	Flood	60

HC	Steel/Alu	81176	2700K	1724 lm	M	Spot	15
			3000K	1724 lm	W	Medium Flood	30
			4000K	1854 lm	N	Flood	60

DL	Steel/Alu	81177	2700K	1724 lm	M	Spot	15
			3000K	1724 lm	W	Medium Flood	30
			4000K	1854 lm	N	Flood	60

Electronics



99183
ON/OFF
1 art.

C.V. - 24 V

Steel/Alu	81178	2700K	1724 lm	M	Spot	15
		3000K	1724 lm	W	Medium Flood	30
		4000K	1854 lm	N	Flood	60

HC	Steel/Alu	81179	2700K	1724 lm	M	Spot	15
			3000K	1724 lm	W	Medium Flood	30
			4000K	1854 lm	N	Flood	60

DL	Steel/Alu	81180	2700K	1724 lm	M	Spot	15
			3000K	1724 lm	W	Medium Flood	30
			4000K	1854 lm	N	Flood	60

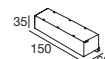
Electronics



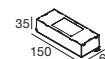
89179
ON/OFF
1 art.



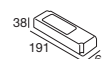
89359
ON/OFF
1 - 3 art.



99331
ON/OFF
1 - 11 art.



99332
0/1-10V
1 - 11 art.



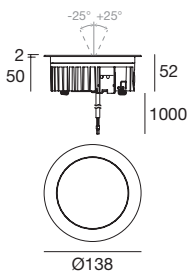
99722
DALI
1 - 9 art.

Recessed casings



99652
Outer casing for ground-mounting installation

Orma_J | Up-Light | arrayLED 13 W



C.V. version with converter integrated in the lamp body

C.C. - 350 mA

Steel/Alu	81203	2700K	1724 lm	M	Spot	15
		3000K	1724 lm	W	Medium Flood	30
		4000K	1854 lm	N	Flood	60

Electronics

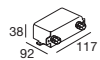


99183
ON/OFF
1 art.

C.V. - 24 V

Steel/Alu	81204	2700K	1724 lm	M	Spot	15
		3000K	1724 lm	W	Medium Flood	30
		4000K	1854 lm	N	Flood	60

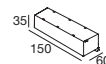
Electronics



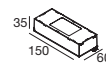
89179
ON/OFF
1 art.



89359
ON/OFF
1 - 3 art.



99331
ON/OFF
1 - 11 art.

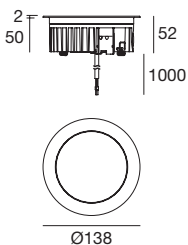


99332
0/1-10V
1 - 11 art.



99722
DALI
1 - 9 art.

Orma_L | Path-Marker | powerLED 4 W



C.V. version with converter integrated in the lamp body

C.C. - 350 mA

Steel/Alu	81215	2700K	490 lm	M	General	00
		3000K	490 lm	W		
		4000K	529 lm	N		

Electronics



89421
ON/OFF
1 art.



99183
ON/OFF
2 - 3 art.

C.V. - 24 V

Steel/Alu	81216	2700K	490 lm	M	General	00
		3000K	490 lm	W		
		4000K	529 lm	N		

Electronics



89488
ON/OFF
1 - 3 art.



89179
ON/OFF
1 - 6 art.



89359
ON/OFF
1 - 12 art.



99332
0/1-10V
1 - 37 art.




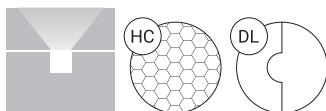
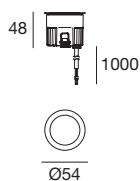
99722
DALI
1 - 30 art.

Recessed casings



99652
Outer casing for ground-mounting installation

Orma_F | Up-Light | powerLED 4 W



C.V. version with converter integrated in the cable

RTG 81181W15
81181W30

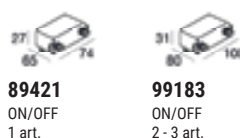
C.C. - 350 mA

Steel/Alu 81181	2700K	490 lm	M	Spot	15
	3000K	490 lm	W	Medium Flood	30
	4000K	529 lm	N	Flood	60
				Elliptic	25

HC	Steel/Alu 81182	2700K	490 lm	M	Spot	15
		3000K	490 lm	W	Medium Flood	30
		4000K	529 lm	N	Flood	60

DL	Steel/Alu 81183	2700K	490 lm	M	Spot	15
		3000K	490 lm	W	M. Flood	30
		4000K	529 lm	N	Flood	60

Electronics



89421
ON/OFF
1 art.

99183
ON/OFF
2 - 3 art.

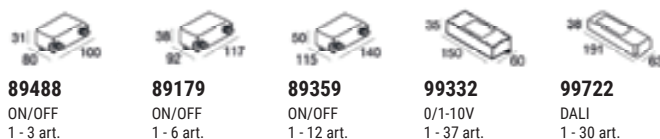
C.V. - 24 V

Steel/Alu 81184	2700K	490 lm	M	Spot	15
	3000K	490 lm	W	Medium Flood	30
	4000K	529 lm	N	Flood	60
				Elliptic	25

HC	Steel/Alu 81185	2700K	490 lm	M	Spot	15
		3000K	490 lm	W	Medium Flood	30
		4000K	529 lm	N	Flood	60

DL	Steel/Alu 81186	2700K	490 lm	M	Spot	15
		3000K	490 lm	W	Medium Flood	30
		4000K	529 lm	N	Flood	60

Electronics



89488
ON/OFF
1 - 3 art.


89179
ON/OFF
1 - 6 art.

89359
ON/OFF
1 - 12 art.

99332
0/1-10V
1 - 37 art.

99722
DALI
1 - 30 art.

Recessed casings

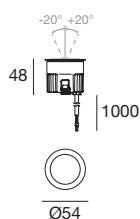


99650
Outer casing for ground-mounting installation



99560
Outer casing with drilled flange, anti-vandalism screws, gasket and mounting tool

Orma_FJ | Up-Light | powerLED 4 W



C.V. version with converter integrated in the cable

C.C. - 350 mA

Steel Alu 81205	2700K	490 lm	M	Spot	15
	3000K	490 lm	W	Medium Flood	30
	4000K	529 lm	N	Flood	60

Electronics



89421
ON/OFF
1 art.



99183
ON/OFF
2 - 3 art.

C.V. - 24 V

Steel Alu 81206	2700K	490 lm	M	Spot	15
	3000K	490 lm	W	Medium Flood	30
	4000K	529 lm	N	Flood	60

Electronics



89488
ON/OFF
1 - 3 art.



89179
ON/OFF
1 - 6 art.



89359
ON/OFF
1 - 12 art.

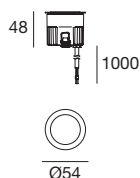


99332
0/1-10V
1 - 37 art.



99722
DALI
1 - 30 art.

Orma_FL | Path-Marker | powerLED 1 W



C.V. version with converter integrated in the cable

C.C. - 350 mA

Steel Alu 81217	2700K	136 lm	M	General	00
	3000K	145 lm	W		
	4000K	155 lm	N		

Electronics



89419
ON/OFF
1 - 2 art.



89421
ON/OFF
3 - 6 art.



99183
ON/OFF
6 - 12 art.

C.V. - 24 V

Steel Alu 81218	2700K	136 lm	M	General	00
	3000K	145 lm	W		
	4000K	155 lm	N		

Electronics



89488
ON/OFF
1 - 14 art.



89179
ON/OFF
1 - 24 art.



89359
ON/OFF
1 - 48 art.




99332
0/1-10V
1 - 150 art.



99722
DALI
1 - 120 art.

Recessed casings

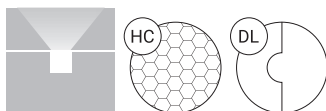


99650
Outer casing for ground-mounting installation



99560
Outer casing with drilled flange, anti-vandalism screws, gasket and mounting tool

Orma_F | Up-Light | arrayLED 8 W



C.V. version with converter integrated in the lamp body

C.C. - 220 mA

Steel Alu	81187	2700K	1088 lm	M	Spot	15
		3000K	1088 lm	W	Medium Flood	30
		4000K	1173 lm	N	Flood	60

HC

Steel Alu	81188	2700K	1088 lm	M	Spot	15
		3000K	1088 lm	W	Medium Flood	30
		4000K	1173 lm	N	Flood	60

DL

Steel Alu	81189	2700K	1088 lm	M	Spot	15
		3000K	1088 lm	W	Medium Flood	30
		4000K	1173 lm	N	Flood	60

Electronics



99342
ON/OFF
1 art.

C.V. - 24 V

Steel Alu	81190	2700K	1209 lm	M	Spot	15
		3000K	1209 lm	W	Medium Flood	30
		4000K	1303 lm	N	Flood	60

HC

Steel Alu	81191	2700K	1209 lm	M	Spot	15
		3000K	1209 lm	W	Medium Flood	30
		4000K	1303 lm	N	Flood	60

DL

Steel Alu	81192	2700K	1209 lm	M	Spot	15
		3000K	1209 lm	W	Medium Flood	30
		4000K	1303 lm	N	Flood	60

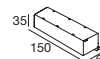
Electronics



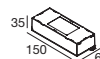
89179
ON/OFF
1 - 3 art.



89359
ON/OFF
1 - 6 art.



99331
ON/OFF
1 - 18 art.



99332
0/1-10V
1 - 18 art.



99722
DALI
1 - 15 art.



RGBW - 8W - 630Ma

Steel Alu	81322	RGBW natural white	Q	Narrow Spot	06
		RGBW warm white	V	Spot	15
				Flood	45
				General	00

Electronics



RF driver CC
▶ 970



DMX driver CC
▶ 977



DMX controllers
▶ 995



driver CV 24V/48V
▶ 981-982



switching CV 24V/48V
▶ 986-989

Recessed casings

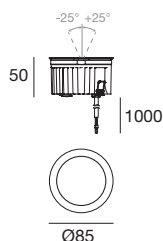


99651
Outer casing for ground-mounting installation



99563
Outer casing with drilled flange, anti-vandalism screws, gasket and mounting tool

Orma_FJ | Up-Light | arrayLED 8 W



C.V. version with converter integrated in the lamp body

C.C. - 220 mA

Steel	Alu	81207	2700K	1088 lm	M	Spot	15
			3000K	1088 lm	W	Medium Flood	30
			4000K	1173 lm	N	Flood	60

Electronics

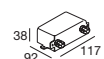


99342
ON/OFF
1 art.

C.V. - 24 V

Steel	Alu	81208	2700K	1209 lm	M	Spot	15
			3000K	1209 lm	W	Medium Flood	30
			4000K	1303 lm	N	Flood	60

Electronics



89179
ON/OFF
1 - 3 art.



89359
ON/OFF
1 - 6 art.



99331
ON/OFF
1 - 18 art.

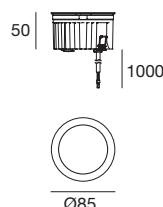


99332
0/1-10V
1 - 18 art.



99722
DALI
1 - 15 art.

Orma_FL | Path-Marker | powerLED 2 W



C.V. version with converter integrated in the lamp body

C.C. - 630 mA

Steel	Alu	81219	2700K	219 lm	M	General	00
			3000K	233 lm	W		
			4000K	249 lm	N		

Electronics



89420
ON/OFF
1 - 2 art.



99179
ON/OFF
3 - 6 art.



99186
ON/OFF
6 - 12 art.

C.V. - 24 V

Steel	Alu	81220	2700K	219 lm	M	General	00
			3000K	233 lm	W		
			4000K	249 lm	N		

Electronics



89488
ON/OFF
1 - 14 art.



89179
ON/OFF
1 - 24 art.



89359
ON/OFF
1 - 48 art.

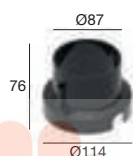


99332
0/1-10V
1 - 150 art.



99722
DALI
1 - 120 art.

Recessed casings

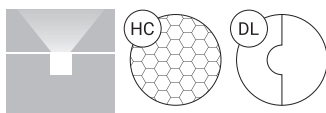
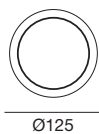
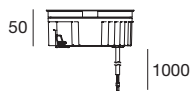


99651
Outer casing for ground-mounting installation



99563
Outer casing with drilled flange, anti-vandalism screws, gasket and mounting tool

Orma_F | Up-Light | arrayLED 13 W



C.V. version with converter integrated in the lamp body

C.C. - 350 mA

Steel/Alu	81193	2700K	1724 lm	M	Spot	15
		3000K	1724 lm	W	Medium Flood	30
		4000K	1854 lm	N	Flood	60

HC	Steel/Alu	81194	2700K	1724 lm	M	Spot	15
			3000K	1724 lm	W	Medium Flood	30
			4000K	1854 lm	N	Flood	60

DL	Steel/Alu	81195	2700K	1724 lm	M	Spot	15
			3000K	1724 lm	W	Medium Flood	30
			4000K	1854 lm	N	Flood	60

Electronics



99183
ON/OFF
1 art.

C.V. - 24 V

Steel/Alu	81196	2700K	1724 lm	M	Spot	15
		3000K	1724 lm	W	Medium Flood	30
		4000K	1854 lm	N	Flood	60

HC	Steel/Alu	81197	2700K	1724 lm	M	Spot	15
			3000K	1724 lm	W	Medium Flood	30
			4000K	1854 lm	N	Flood	60

DL	Steel/Alu	81198	2700K	1724 lm	M	Spot	15
			3000K	1724 lm	W	Medium Flood	30
			4000K	1854 lm	N	Flood	60

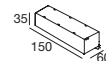
Electronics



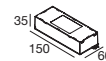
89179
ON/OFF
1 art.



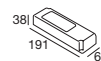
89359
ON/OFF
1 - 3 art.



99331
ON/OFF
1 - 11 art.



99332
0/1-10V
1 - 11 art.



99722
DALI
1 - 9 art.

Recessed casings

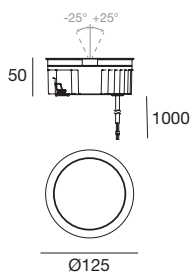


99652
Outer casing for ground-mounting installation



99564
Outer casing with drilled flange, anti-vandalism screws, gasket and mounting tool

Orma_FJ | Up-Light | arrayLED 13 W



C.V. version with converter integrated in the lamp body

C.C. - 350 mA

Steel/Alu	81209	2700K	1724 lm	M	Spot	15
		3000K	1724 lm	W	Medium Flood	30
		4000K	1854 lm	N	Flood	60

Electronics

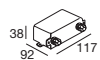


99183
ON/OFF
1 art.

C.V. - 24 V

Steel/Alu	81210	2700K	1724 lm	M	Spot	15
		3000K	1724 lm	W	Medium Flood	30
		4000K	1854 lm	N	Flood	60

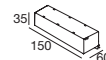
Electronics



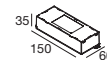
89179
ON/OFF
1 art.



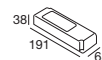
89359
ON/OFF
1 - 3 art.



99331
ON/OFF
1 - 11 art.

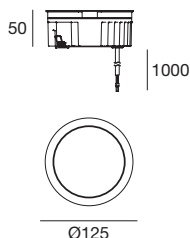


99332
0/1-10V
1 - 11 art.



99722
DALI
1 - 9 art.

Orma_FL | Path-Marker | powerLED 4 W



C.V. version with converter integrated in the lamp body

C.C. - 350 mA

Steel/Alu	81221	2700K	490 lm	M	General	00
		3000K	490 lm	W		
		4000K	529 lm	N		

Electronics



89421
ON/OFF
1 art.



99183
ON/OFF
2 - 3 art.

C.V. - 24 V

Steel/Alu	81222	2700K	490 lm	M	General	00
		3000K	490 lm	W		
		4000K	529 lm	N		

Electronics



89488
ON/OFF
1 - 3 art.



89179
ON/OFF
1 - 6 art.



89359
ON/OFF
1 - 12 art.



99332
0/1-10V
1 - 37 art.



99722
DALI
1 - 30 art.

Recessed casings

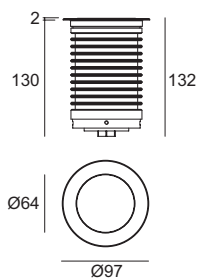


99652
Outer casing for ground-mounting installation



99564
Outer casing with drilled flange, anti-vandalism screws, gasket and mounting tool

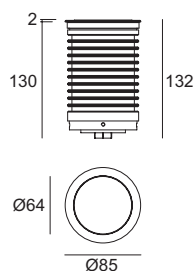
Orma Focus | Up-Light | 220-240 V | arrayLED 8 W DC - 9 W AC



Steel/Alu	81692	2700K	1088 lm	M	Adj. 10°-60°	85
		3000K	1088 lm	W		
		4000K	1173 lm	N		



Orma_F Focus | Up-Light | arrayLED 8 W DC - 9 W AC



Steel/Alu	81693	2700K	1088 lm	M	Adj. 10°-60°	85
		3000K	1088 lm	W		
		4000K	1173 lm	N		



Recessed casings



99803
Outer casing for
ground-mounting
installation



99804
Outer casing with
drilled flange,
anti-vandalism
screws, gasket and
mounting tool

Narrow optics



Narrow Spot: 8°



Spot: 10°




Spot: 15°


Medium optics



Flood: 30°



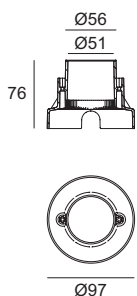
Medium Flood: 45°



Medium Flood: 60°



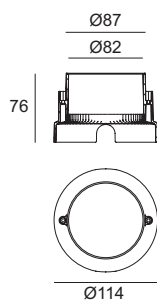
Orma | Recessed casing



type	suitable for	
ABS	Orma 4W, Orma_F 4W, Orma_J 4W, Orma_FJ 4W, Orma_L 1W, Orma_FL 1W	99650

Outer casing for ground-mounting installation

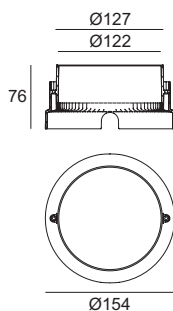
Orma | Recessed casing



type	suitable for	
ABS	Orma 8W, Orma_F 8W, Orma_J 8W, Orma_FJ 8W, Orma_L 2W, Orma_FL 2W	99651

Outer casing for ground-mounting installation

Orma | Recessed casing




type	suitable for	
ABS	Orma 13W, Orma_F 13W, Orma_J 13W, Orma_FJ 13W, Orma_L 12W, Orma_FL 12W	99652

Outer casing for ground-mounting installation

LOCKING SYSTEM

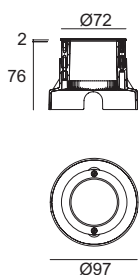
Technologically advanced outer casings that offer maximum pointing stability when using the orientable version of the equipment thanks to the special grooves that stabilise the screw and prevent rotation thereof over time.



Maximum pointing stability when using the tilting version (Orma_J)



Orma | Outer casing + anti-vandalism screws KIT



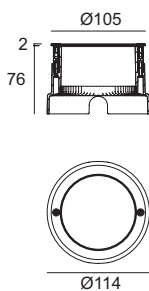
type suitable for

ABS Orma_F 4W, Orma_FJ 4W, Orma_FL 1W

99560

Kit consisting of black ABS outer casing, with AISI316 stainless steel drilled flange, stainless steel anti-vandalism screws, gasket and mounting tool. Outer casing for floor-mounted installation. The lateral holes allow serial connection of several spotlights to the same driver.

Orma | Outer casing + anti-vandalism screws KIT



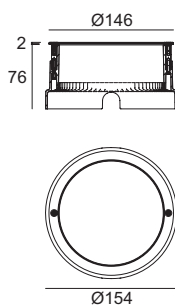
type suitable for

ABS Orma_F 8W, Orma_FJ 8W, Orma_FL 2W

99563

Kit consisting of black ABS outer casing, with AISI316 stainless steel drilled flange, stainless steel anti-vandalism screws, gasket and mounting tool. Outer casing for floor-mounted installation. The lateral holes allow serial connection of several spotlights to the same driver.

Orma | Outer casing + anti-vandalism screws KIT



type suitable for

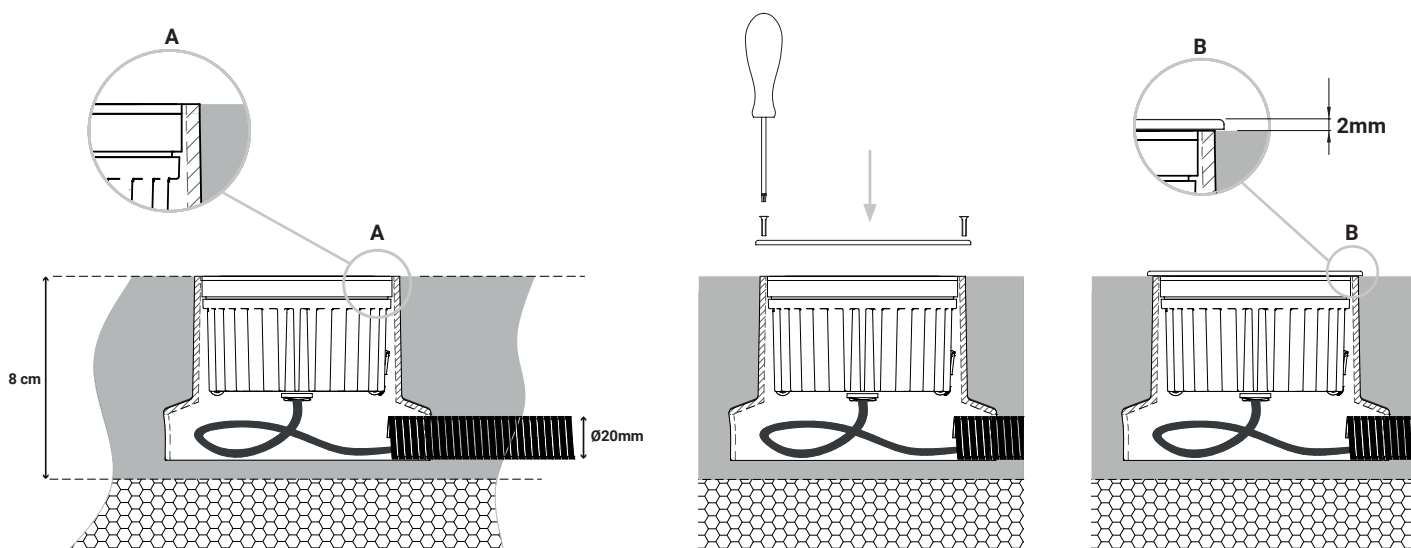
ABS Orma_F 13W, Orma_FJ 13W, Orma_FL 4W

99564

Kit consisting of black ABS outer casing, with AISI316 stainless steel drilled flange, stainless steel anti-vandalism screws, gasket and mounting tool. Outer casing for floor-mounted installation. The lateral holes allow serial connection of several spotlights to the same driver.

INSTALLATION

Installation in a few quick steps.



suelo



The real strength of the Suelo range is its sheer variety. Efficient, versatile, and safe, with a hardwearing flange, a black silkscreened protective screen for increased visual comfort, and the AquaStop® patented protection system, Suelo has been completely redesigned, with drive-over uprights offering unmistakable Linea Light Group quality.

Materials

Aluminium body

AISI 316L stainless steel flange



Uplights and in-ground lamps

suelo range



	1 W	2 W	4 W	8 W	15 W	34 W
Suelo_R ○	Ø 25 mm	Ø 30 mm	Ø 64 mm	Ø 92 mm	-	-
Suelo_RJ ○	-	-	Ø 64 mm	Ø 92 mm	-	-
Suelo_RX ○	-	-	-	Ø 120 mm	Ø 170 mm	Ø 232 mm
Suelo_RXJ ○	-	-	-	Ø 120 mm	Ø 170 mm	Ø 232 mm
SueloPRO_R ○	Ø 25 mm	Ø 35 mm	Ø 64 mm	Ø 92 mm	Ø 170 mm	-
SueloPRO_RX ○	-	Ø 50 mm	-	Ø 120 mm	Ø 170 mm	-
Suelo Double ○	-	-	-	-	Ø 170 mm	Ø 232 mm
Suelo Telescopic ○	-	-	-	-	Ø 190 mm	Ø 190 mm
Accessories	-	(HC)	(HC) (DL)	(HC) (DL)	(HC) (DL)	(HC) (DL)
		Suelo, Suelo_X, Suelo Pro, Suelo Pro_X	Suelo, Suelo_X, Suelo Pro, Suelo Pro_X	Suelo, Suelo_X, Suelo Pro, Suelo Pro_X	Suelo, Suelo_X, Suelo Pro, Suelo Pro_X	Suelo, Suelo_X, Suelo Pro, Suelo Pro_X
CRI 80	2700K 3000K 4000K	2700K 3000K 4000K	2700K 3000K 4000K	2700K 3000K 4000K	2700K 3000K 4000K	2700K 3000K 4000K
Standard	Medium Flood	Narrow Spot Spot Medium Flood Flood Wide Flood General	Spot Medium Flood Flood Elliptic Wide Flood General Asymmetric	Narrow Spot Spot Medium Flood Flood Elliptic Wide Flood General Asymmetric	Narrow Spot Spot Medium Flood Flood General Asymmetric	Narrow Spot Spot Medium Flood Flood Asymmetric
Optics						
Pro	Medium Flood	Spot Medium Flood Flood Elliptic General	Medium Flood Flood	Narrow Spot Spot Medium Flood Flood	Spot Medium Flood Flood Wide Flood Asymmetric	-
Driver 	On/Off	On/Off	On/Off	On/Off	-	-
Driver 	-	-	On/Off	On/Off	On/Off DALI	On/Off DALI
Current	C.C. C.V. (Suelo Pro)	C.C. C.V.	C.C. C.V.	C.C. C.V.	C.C.	C.C.

The range

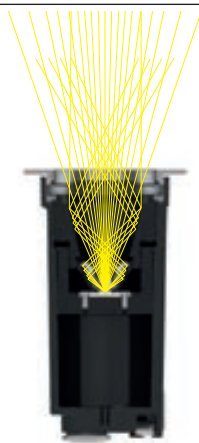
The Suelo family offers a variety of solutions for every design need: fixed and swivel versions, small-flanged flush-mount uplights, and dimmer units using the DALI protocol. There are pro models with recessed optics and RGBW sources, and beam control filters. All models have exclusive AquaStop® protection systems, and there are versions with 24-volt cable converters.



Visual comfort

Suelo can be used with a honeycomb filter, which screens secondary light and reduces dazzle, maintaining a high-quality diffuse light. A darklight filter directs the illumination onto one part of the wall by sectioning one part of the beam, and prevents dazzle even close to the source.

For full beam control and a drastically reduced dazzle risk, choose the Suelo PRO versions, in which the recessed source increases the screening angle, totally skimming off the secondary flow to give a cleaner, more concentrated and efficient light.



Suelo PRO



Suelo + Honeycomb




Suelo + Dark Light

Performance and control

There are five outputs to choose from, ranging from 1 to 30 watts, three colour temperatures including warm light at 2700 and 3000K, and daylight at 4000K. The uniquely wide spectrum of optics includes an elliptic, a wall wash for high, narrow walls, and an asymmetric version that gives an even, homogenous wash.

Spot




Flood



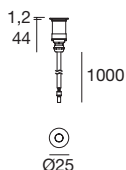
General



Asymmetric



Suelo_R | Up-Light | powerLED 1 W DC



C.C. - 350 mA

Steel	80432	2700K	136 lm	M	Medium Flood	20
		3000K	145 lm	W	Medium Flood	35
		4000K	155 lm	N		

Electronics



89419
ON/OFF
1 - 2 art.

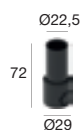


89421
ON/OFF
3 - 6 art.



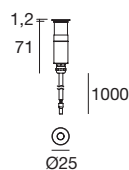
99183
ON/OFF
6 - 12 art.

Recessed casings



99676
Outer casing for
ground-mounting
installation IP67

SueloPRO_R | Up-Light | powerLED 1 W DC



C.C. - 350 mA

Steel	80433	2700K	136 lm	M	Medium Flood	20
		3000K	145 lm	W	Medium Flood	35
		4000K	155 lm	N		

Electronics



89419
ON/OFF
1 - 2 art.



89421
ON/OFF
3 - 6 art.



99183
ON/OFF
6 - 12 art.

C.V. - 24 V

Steel	80434	2700K	136 lm	M	Medium Flood	20
		3000K	145 lm	W	Medium Flood	35
		4000K	155 lm	N		

Electronics



89488
ON/OFF
1 - 14 art.



89179
ON/OFF
1 - 24 art.



89359
ON/OFF
1 - 48 art.



99332
0/1-10V
1 - 150 art.



99722
DALI
1 - 120 art.

Recessed casings

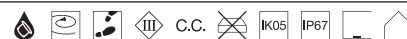


99677
Outer casing for
ground-mounting
installation
IP67/68



Comfort

Suelo_R | Up-Light | powerLED 2 W DC



RTG 93141W30

C.C. - 630 mA

Chrome 93141	2700K	219 lm	M	Narrow Spot	08
	3000K	233 lm	W	Spot	15
	4000K	249 lm	N	Medium Flood	30
				Flood	60
				Wide Flood	12
				General	00

Electronics



89420
ON/OFF
1 - 2 art.



99179
ON/OFF
3 - 6 art.



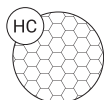
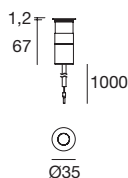

99186
ON/OFF
6 - 12 art.

Recessed casings



84918
Outer casing for
ground-mounting
installation

SueloPRO_R | Up-Light | powerLED 2 W DC



Comfort

C.C. - 630 mA

Steel Alu 80439	2700K	219 lm	M	Spot	15
	3000K	233 lm	W	Medium Flood	30
	4000K	249 lm	N	Flood	60
				Elliptic	88
				General	00



Steel Alu 80440	2700K	219 lm	M	Spot	15
	3000K	233 lm	W	Medium Flood	30
	4000K	249 lm	N	Flood	60

Electronics



89420
ON/OFF
1 - 2 art.



99179
ON/OFF
3 - 6 art.



99186
ON/OFF
6 - 12 art.

C.V. - 24 V

Steel Alu 80441	2700K	219 lm	M	Spot	15
	3000K	233 lm	W	Medium Flood	30
	4000K	249 lm	N	Flood	60
				Elliptic	88
				General	00



Steel Alu 80442	2700K	219 lm	M	Spot	15
	3000K	233 lm	W	Medium Flood	30
	4000K	249 lm	N	Flood	60

Electronics



89488
ON/OFF
1 - 7 art.



89179
ON/OFF
1 - 12 art.



89359
ON/OFF
1 - 24 art.



99332
0/1-10V
1 - 75 art.



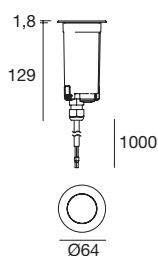
99722
DALI
1 - 60 art.

Recessed casings



99684
Outer casing for
ground-mounting
installation
IP67/68

Suelo_R | Up-Light | 190-250 V | powerLED 4,2 W DC - 4,7 W AC



On/Off

Steel/Alu	80447	2700K	490 lm	M	Spot	10
		3000K	490 lm	W	Medium Flood	20
		4000K	529 lm	N	Medium Flood	30
					Flood	60
					Elliptic	88
					Wide Flood	12
					General	00



RTG 80447W30

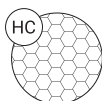


Steel/Alu	80448	2700K	490 lm	M	Medium Flood	20
		3000K	490 lm	W	Medium Flood	30
		4000K	529 lm	N	Flood	60

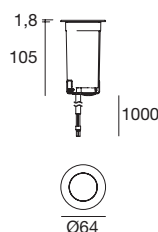

Recessed casings



84935
Outer casing for ground-mounting installation



SueloPRO_R | Up-Light | powerLED 4,2 W DC



C.C. - 350 mA

Steel/Alu	80449	2700K	490 lm	M	Medium Flood	20
		3000K	490 lm	W	Medium Flood	30
		4000K	529 lm	N	Flood	50



Steel/Alu	80450
-----------	--------------



Steel/Alu	80451
-----------	--------------

Electronics



89421
ON/OFF
1 art.



99183
ON/OFF
2 - 3 art.



C.V. - 24 V DC

Steel/Alu	80452	2700K	490 lm	M	Medium Flood	20
		3000K	490 lm	W	Medium Flood	30
		4000K	529 lm	N	Flood	50



Steel/Alu	80453
-----------	--------------



Steel/Alu	80454
-----------	--------------

Electronics



89488
ON/OFF
1 - 3 art.



89179
ON/OFF
1 - 6 art.



89359
ON/OFF
1 - 12 art.



99332
0/1-10V
1 - 37 art.



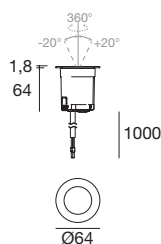
99722
DALI
1 - 30 art.

Recessed casings



84935
Outer casing for ground-mounting installation

Suelo_RJ | Up-Light | powerLED 4,2 W DC



C.C. - 350 mA

Steel/Alu	80455	2700K	490 lm	M	Medium Flood	20
		3000K	490 lm	W	Medium Flood	30
		4000K	529 lm	N	Flood	60

Electronics



89421
ON/OFF
1 art.

99183
ON/OFF
2 - 3 art.

C.V. - 24 V DC

Steel/Alu	80456	2700K	490 lm	M	Medium Flood	20
		3000K	490 lm	W	Medium Flood	30
		4000K	529 lm	N	Flood	60

Electronics



89488
ON/OFF
1 - 3 art.

89179
ON/OFF
1 - 6 art.

89359
ON/OFF
1 - 12 art.

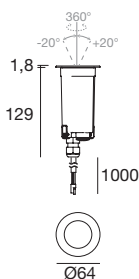
99332
0/1-10V
1 - 37 art.

99722
DALI
1 - 30 art.

Recessed casings



Suelo_RJ | Up-Light | 190-250 V | powerLED 4,2 W DC - 4,7 W AC



On/Off

Steel/Alu	80457	2700K	490 lm	M	Medium Flood	20
		3000K	490 lm	W	Medium Flood	30
		4000K	529 lm	N	Flood	60

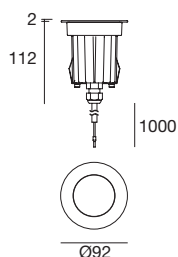
Recessed casings





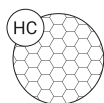
Uplights and in-ground lamps

Suelo_R | Up-Light | powerLED 7,2 W



C.C. - 7,2 W - 630 mA

Steel Alu	80546	2700K	877 lm	M	Narrow Spot	06
		3000K	945 lm	W	Spot	15
		4000K	1013 lm	N	Medium Flood	30
					Flood	60
					Elliptic	88
					Wide Flood	12
					General	00
					Asymmetric	07



Steel Alu	80547	2700K	877 lm	M	Narrow Spot	06
		3000K	945 lm	W	Spot	15
		4000K	1013 lm	N	Medium Flood	30
					Flood	60

Electronics



99179
ON/OFF
1 art.

99186
ON/OFF
2 - 3 art.

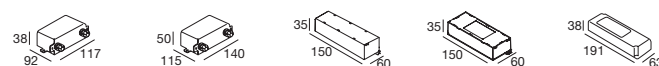
C.V. - 7,2 W - 24 V DC

Steel Alu	80550	2700K	877 lm	M	Narrow Spot	06
		3000K	945 lm	W	Spot	15
		4000K	1013 lm	N	Medium Flood	30
					Flood	60
					Elliptic	88
					Wide Flood	12
					General	00
					Asymmetric	07



Steel Alu	80551	2700K	877 lm	M	Narrow Spot	06
		3000K	945 lm	W	Spot	15
		4000K	1013 lm	N	Medium Flood	30
					Flood	60

Electronics



89179
ON/OFF
1 - 3 art.

89359
ON/OFF
1 - 6 art.

99331
ON/OFF
1 - 18 art.

99332
0/1-10V
1 - 18 art.

99722
DALI
1 - 15 art.



RGBW - 8 W - 630 mA

Steel Alu	81717	RGBW natural white	Q	Narrow Spot	06
		RGBW warm white	V	Medium Flood	15
				Flood	45

Electronics



RF driver CC
970

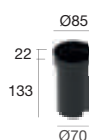
DMX driver CC
977

DMX controllers
995

driver CV 24V/48V
981-982

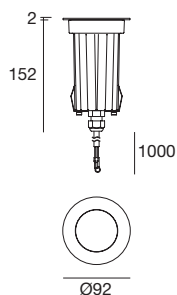
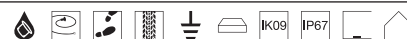
switching CV 24V/48V
986-989

Recessed casings



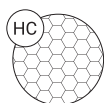
99680
Outer casing for
ground-mounting
installation

Suelo_R | Up-Light | 190-250 V | powerLED 7,2 W DC - 8 W AC



C.C. - 630 mA

Steel/Alu	80554	2700K	877 lm	M	Narrow Spot	06
		3000K	945 lm	W	Spot	15
		4000K	1013 lm	N	Medium Flood	30
					Flood	60
					Elliptic	88
					Wide Flood	12
					General	00
					Asymmetric	07



HC	Steel/Alu	80555	2700K	877 lm	M	Narrow Spot	06
			3000K	945 lm	W	Spot	15
			4000K	1013 lm	N	Medium Flood	30
						Flood	60

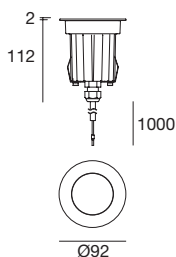
Recessed casings



99681

Outer casing for ground-mounting installation

SueloPRO_R | Up-Light | powerLED 7,2 W DC

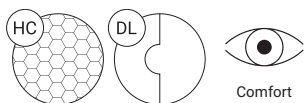


C.C. - 630 mA

Steel/Alu	80558	2700K	877 lm	M	Narrow Spot	06	
Steel/Alu	80559	3000K	945 lm	W	Spot	15	
Steel/Alu	80560	4000K	1013 lm	N	Medium Flood	30	
						Flood	60

Electronics

99179 ON/OFF 1 art.	99186 ON/OFF 2 - 3 art.



RTG **80566W06**
80566W30

C.V. - 24 V DC

Steel/Alu	80564	2700K	877 lm	M	Narrow Spot	06	
Steel/Alu	80565	3000K	945 lm	W	Spot	15	
Steel/Alu	80566	4000K	1013 lm	N	Medium Flood	30	
						Flood	60

Electronics

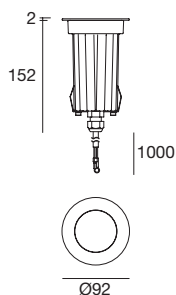
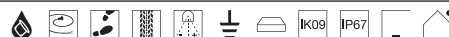
89488 ON/OFF 1 - 3 art.	89179 ON/OFF 1 - 6 art.	89359 ON/OFF 1 - 12 art.	99332 0/1-10V 1 - 37 art.	99722 DALI 1 - 30 art.

Recessed casings



99680
Outer casing for
ground-mounting
installation

SueloPRO_R | Up-Light | 190-250 V | powerLED 7,2 W DC - 8 W AC



On/Off

Steel/Alu	80570	2700K	877 lm	M	Narrow Spot	06	
Steel/Alu	80571	3000K	945 lm	W	Spot	15	
Steel/Alu	80572	4000K	1013 lm	N	Medium Flood	30	
						Flood	60

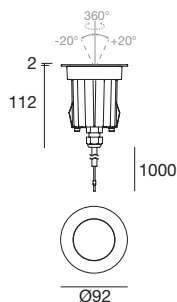
Recessed casings



99681
Outer casing for
ground-mounting
installation



Suelo_RJ | Up-Light | powerLED 7,2 W DC



C.C. - 630 mA

Steel Alu	80576	2700K	760 lm	M	Medium Flood	20
		3000K	760 lm	W	Medium Flood	30
		4000K	821 lm	N	Flood	60

Electronics



99179
ON/OFF
1 art.

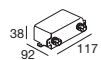


99186
ON/OFF
2 - 3 art.

C.V. - 24 V DC

Steel Alu	80578	2700K	760 lm	M	Medium Flood	20
		3000K	760 lm	W	Medium Flood	30
		4000K	821 lm	N	Flood	60

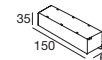
Electronics



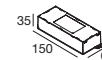
89179
ON/OFF
1 - 3 art.



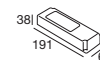
89359
ON/OFF
1 - 6 art.



99331
ON/OFF
1 - 18 art.

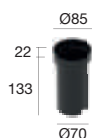


99332
0/1-10V
1 - 18 art.



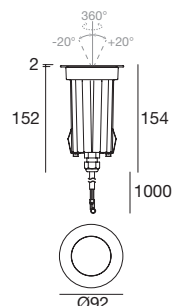
99722
DALI
1 - 15 art.

Recessed casings



99680
Outer casing for
ground-mounting
installation


Suelo_RJ | Up-Light | 190-250 V | powerLED 7,2 W DC - 8 W AC



On/Off

Steel Alu	80580	2700K	760 lm	M	Medium Flood	20
		3000K	760 lm	W	Medium Flood	30
		4000K	821 lm	N	Flood	60

Recessed casings



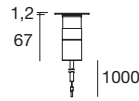
99681
Outer casing for
ground-mounting
installation





Uplights and in-ground lamps

SueloPRO_RX | Up-Light | powerLED 2 W DC

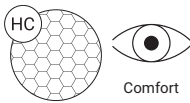


C.C. - 600 mA

Steel/Alu	80435	2700K	219 lm	M	Spot	15
		3000K	233 lm	W	Medium Flood	30
		4000K	249 lm	N	Flood	60
					General	00



Steel/Alu	80436	2700K	219 lm	M	Spot	15
		3000K	233 lm	W	Medium Flood	30
		4000K	249 lm	N	Flood	60



Electronics



89420
ON/OFF
1 - 2 art.



99179
ON/OFF
3 - 6 art.



99186
ON/OFF
6 - 12 art.

C.V. - 24 V

Steel/Alu	80437	2700K	219 lm	M	Spot	15
		3000K	233 lm	W	Medium Flood	30
		4000K	249 lm	N	Flood	60
					General	00



Steel/Alu	80438	2700K	219 lm	M	Spot	15
		3000K	233 lm	W	Medium Flood	30
		4000K	249 lm	N	Flood	60

Electronics



89488
ON/OFF
1 - 7 art.



89179
ON/OFF
1 - 12 art.



89359
ON/OFF
1 - 24 art.



99332
0/1-10V
1 - 75 art.



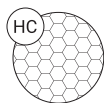
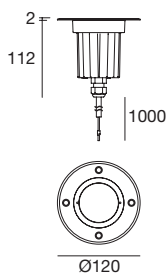
99722
DALI
1 - 60 art.

Recessed casings



99685
Outer casing for
ground-mounting
installation
IP67/68

Suelo_RX | Up-Light | powerLED 7,2 W



C.C. - 7,2 W - 630 mA

Steel/Alu	80548	2700K	877 lm	M	Narrow Spot	06
		3000K	945 lm	W	Spot	15
		4000K	1013 lm	N	Medium Flood	30
					Flood	60
					Elliptic	88
					Wide Flood	12
					General	00
					Asymmetric	07



Steel/Alu	80549	2700K	877 lm	M	Narrow Spot	06
		3000K	945 lm	W	Spot	15
		4000K	1013 lm	N	Medium Flood	30
					Flood	60

Electronics



99179
ON/OFF
1 art.

99186
ON/OFF
2 - 3 art.

C.V. - 7,2 W DC - 24 V DC

Steel/Alu	80552	2700K	877 lm	M	Narrow Spot	06
		3000K	945 lm	W	Spot	15
		4000K	1013 lm	N	Medium Flood	30
					Flood	60
					Elliptic	88
					Wide Flood	12
					General	00
					Asymmetric	07



Steel/Alu	80553	2700K	877 lm	M	Narrow Spot	06
		3000K	945 lm	W	Spot	15
		4000K	1013 lm	N	Medium Flood	30
					Flood	60

Electronics



89488
ON/OFF
1 - 3 art.

89179
ON/OFF
1 - 6 art.

89359
ON/OFF
1 - 12 art.

99332
0/1-10V
1 - 37 art.

99722
DALI
1 - 30 art.



RGBW - 8 W - 630 mA

Steel/Alu	81718	RGBW natural white	Q	Narrow Spot	06
		RGBW warm white	V	Medium Flood	15
				Flood	45

Electronics



RF driver CC
970

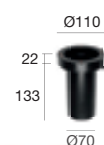
DMX driver CC
977

DMX controllers
995

driver CV 24V/48V
981-982

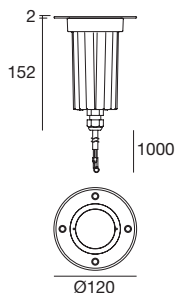
switching CV 24V/48V
986-989

Recessed casings



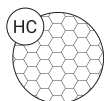
98121
Outer casing for
ground-mounting
installation

Suelo_RX | Up-Light | 190-250 V | powerLED 7,2 W DC - 8 W AC



On/Off

Steel/Alu	80556	2700K	877 lm	M	Narrow Spot	06
		3000K	945 lm	W	Spot	15
		4000K	1013 lm	N	Medium Flood	30
					Flood	60
					Elliptic	88
					Wide Flood	12
					General	00
					Asymmetric	07

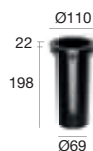


RTG 80556W30



Steel/Alu	80557	2700K	877 lm	M	Narrow Spot	06
		3000K	945 lm	W	Spot	15
		4000K	1013 lm	N	Medium Flood	30
					Flood	60

Recessed casings



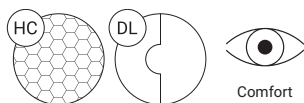
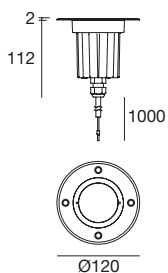
98122

Outer casing for ground-mounting installation



Uplights and in-ground lamps

SueloPRO_RX | Up-Light | powerLED 7,2 W DC



C.C. - 630 mA

Steel/Alu	80561	2700K	877 lm	M	Narrow Spot	06
		3000K	945 lm	W	Spot	15
		4000K	1013 lm	N	Medium Flood	30
					Flood	60

(HC)

(DL)

Electronics



99179
ON/OFF
1 art.

99186
ON/OFF
2 - 3 art.

C.V. - 24 V DC

Steel/Alu	80567	2700K	877 lm	M	Narrow Spot	06
		3000K	945 lm	W	Spot	15
		4000K	1013 lm	N	Medium Flood	30
					Flood	60

(HC)

(DL)

Electronics



89488
ON/OFF
1 - 3 art.

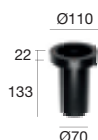
89179
ON/OFF
1 - 6 art.

89359
ON/OFF
1 - 12 art.

99332
0/1-10V
1 - 37 art.

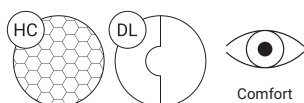
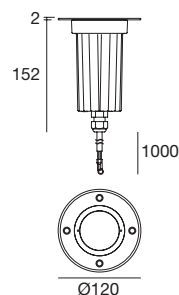

99722
DALI
1 - 30 art.

Recessed casings



98121
Outer casing for
ground-mounting
installation

SueloPRO_RX | Up-Light | 190-250 V | powerLED 7,2 W DC - 8 W AC




On/Off

Steel/Alu	80573	2700K	877 lm	M	Narrow Spot	06
		3000K	945 lm	W	Spot	15
		4000K	1013 lm	N	Medium Flood	30
					Flood	60

(HC)

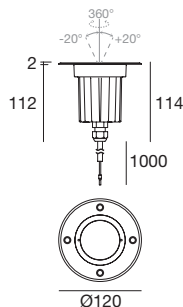
(DL)

Recessed casings



98122
Outer casing for
ground-mounting
installation

Suelo_RXJ | Up-Light | powerLED 7,2 W DC



C.C. - 630 mA

Steel/Alu	80577	2700K	760 lm	M	Medium Flood	20
		3000K	760 lm	W	Medium Flood	30
		4000K	821 lm	N	Flood	60

Electronics



99179
ON/OFF
1 art.

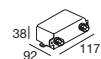


99186
ON/OFF
2 - 3 art.

C.V. - 24 V DC

Steel/Alu	80579	2700K	760 lm	M	Medium Flood	20
		3000K	760 lm	W	Medium Flood	30
		4000K	821 lm	N	Flood	60

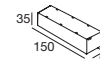
Electronics



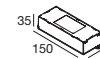
89179
ON/OFF
1 - 3 art.



89359
ON/OFF
1 - 6 art.



99331
ON/OFF
1 - 18 art.

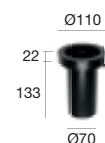


99332
0/1-10V
1 - 18 art.



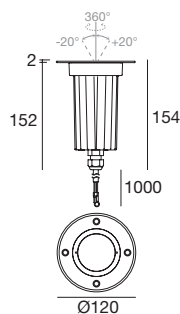
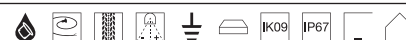
99722
DALI
1 - 15 art.

Recessed casings



98121
Outer casing for
ground-mounting
installation

Suelo_RXJ | Up-Light | 190-250 V | powerLED 7,2 W DC - 8 W AC



RTG **80581W30**
80581W60

On/Off

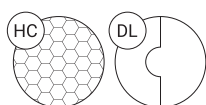
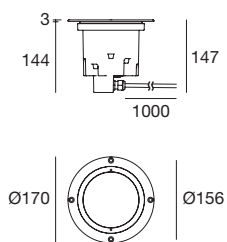
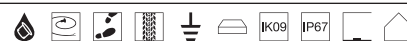
Steel/Alu	80581	2700K	760 lm	M	Medium Flood	20
		3000K	760 lm	W	Medium Flood	30
		4000K	821 lm	N	Flood	60

Recessed casings



98122
Outer casing for
ground-mounting
installation

Suelo_RX | Up-Light | 190-250 V | arrayLED



RTG 80607W30

On/Off 13 W DC - 15 W AC

Steel/Alu	80607	2700K	1724 lm	M	Spot	15
		3000K	1724 lm	W	Medium Flood	35
		4000K	1854 lm	N	Flood	60

Steel/Alu	81109	2700K	1683 lm	M	Asymmetric	07
		3000K	1808 lm	W		
		4000K	1949 lm	N		

Steel/Alu	80608	2700K	1470 lm	M	Narrow Spot	06
		3000K	1470 lm	W		
		4000K	1587 lm	N		

HC	DL	Steel/Alu	81740	2700K	1724 lm	M	Spot	15
		Steel/Alu	81741	3000K	1724 lm	W	Medium Flood	35
				4000K	1854 lm	N	Flood	60



RGBW - 13 W - 350 mA

Steel/Alu	81719	RGBW natural white	Q	Spot	15
		RGBW warm white	V	Medium Flood	30
				Flood	60

Electronics

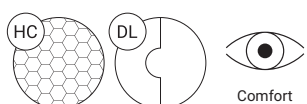
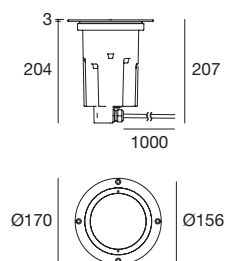
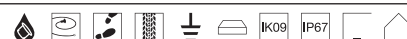


Recessed casings



84933
Outer casing for ground-mounting installation

SueloPRO_RX | Up-Light | 190-250 V | arrayLED 13 W DC - 15 W AC



On/Off

Steel/Alu	80611	2700K	1724 lm	M	Spot	15
		3000K	1724 lm	W	Medium Flood	35
		4000K	1854 lm	N	Flood	60

Steel/Alu	80612	2700K	1743 lm	M	Asymmetric	07
		3000K	1863 lm	W		
		4000K	1863 lm	N		

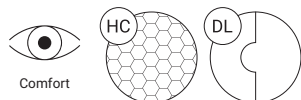
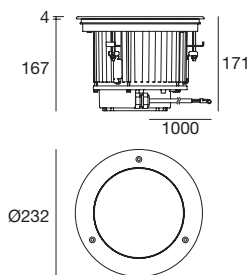
HC	DL	Steel/Alu	81744	2700K	1470 lm	M	Spot	15
		Steel/Alu	81745	3000K	1470 lm	W	Medium Flood	35
				4000K	1587 lm	N	Flood	60

Recessed casings



84932
Outer casing for ground-mounting installation

Suelo_RX | Up-Light | 220-240 V | arrayLED



On/Off 30 W DC - 33,6 W AC

Steel/Alu	80614	2700K	4088 lm	M	Spot	15
		3000K	4372 lm	W	Medium Flood	35
		4000K	4702 lm	N	Flood	60

Steel/Alu	80615	2700K	3428 lm	M	Narrow Spot	06
		3000K	3428 lm	W		
		4000K	3700 lm	N		

Steel/Alu	80616	2700K	3999 lm	M	Asymmetric	07
		3000K	4294 lm	W		
		4000K	4631 lm	N		

HC	Steel/Alu	81746	2700K	4088 lm	M	Spot	15
			3000K	4372 lm	W	Medium Flood	35
DL	Steel/Alu	81747	3000K	4372 lm	W	Medium Flood	35
			4000K	4702 lm	N	Flood	60

DALI 30 W DC - 33,6 W AC

Steel/Alu	81732	2700K	4088 lm	M	Spot	15
		3000K	4372 lm	W	Medium Flood	35
		4000K	4702 lm	N	Flood	60

Steel/Alu	81733	2700K	3428 lm	M	Narrow Spot	06
		3000K	3428 lm	W		
		4000K	3700 lm	N		

Steel/Alu	81734	2700K	3999 lm	M	Asymmetric	07
		3000K	4294 lm	W		
		4000K	4631 lm	N		

HC	Steel/Alu	81748	2700K	4088 lm	M	Spot	15
			3000K	4372 lm	W	Medium Flood	35
DL	Steel/Alu	81749	3000K	4372 lm	W	Medium Flood	35
			4000K	4702 lm	N	Flood	60



RGBW - 30 W DC - 630 mA

Steel/Alu	81737	RGBW natural white	Q	Spot	15
		RGBW warm white	V	Medium Flood	30
				Flood	60

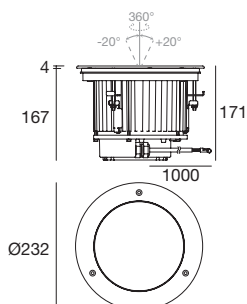
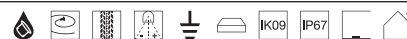
Electronics

RF driver CC	DMX driver CC	DMX controllers	driver CV 24V/48V	switching CV 24V/48V
▶ 970	▶ 977	▶ 995	▶ 981-982	▶ 986-989

Recessed casings

	99794 Outer casing for ground-mounting installation
Ø225	
213	
Ø274	

Suelo_RXJ | Up-Light | 220-240 V | arrayLED 30 W DC - 33,6 W AC



On/Off

Steel/Alu	80617	2700K	4088 lm	M	Spot	15
		3000K	4372 lm	W	Medium Flood	30
		4000K	4702 lm	N	Flood	60

DALI

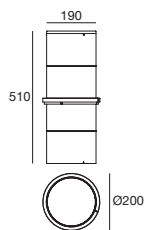
Steel/Alu	81735	2700K	4088 lm	M	Spot	15
		3000K	4372 lm	W	Medium Flood	30
		4000K	4702 lm	N	Flood	60

Recessed casings



99794
Outer casing for ground-mounting installation


Suelo Telescopic | Up-Light | 190-250 V | arrayLED 13 W AC - 15 W DC



CRI 80

Coj-Ten 81475	2700K	1743 lm	M	Spot	15
	3000K	1863 lm	W	Medium Flood	30
	4000K	1863 lm	N	Flood	60

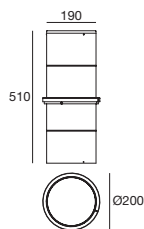
Recessed casings



99747

Outer casing for ground-mounting installation


Suelo Telescopic | Up-Light | 190-250 V | arrayLED 25 W AC - 27 W DC



CRI 80

Coj-Ten 81476	2700K	3580 lm	M	Spot	15
	3000K	3847 lm	W	Medium Flood	30
	4000K	3847 lm	N	Flood	60

Recessed casings



99747

Outer casing for ground-mounting installation



fasim



Aquastop®

Fasim-2's black screenprinted glass reduces dazzle even at very close quarters. Equipped with AquaStop® protection, this uplight is available with an exclusive 3-degree beam for highly effective architectural lighting that works particularly well in very tall buildings, and in a swivel beam version.

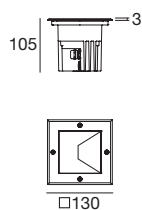
Materials

Anodised aluminium body
AISI 316L stainless steel flange



Uplights and in-ground lamps

Fasim | Walk-over spotlight | 180-300 V | powerLED 8 W DC - 9 W AC



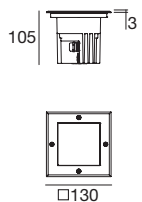
CRI 80

Steel/Alu **95968**

2700 K	610 lm	M	Spot	15
3000 K	644 lm	W	Medium Flood	30
4000 K	711 lm	N	Flood	60
			Asymmetric	07



Fasim | Walk-over spotlight | 180-300 V | powerLEDs 8 W DC - 9 W AC



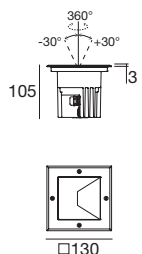
CRI 80

Steel/Alu **94657**

2700 K	876 lm	M	Spot	03
3000 K	932 lm	W		
4000 K	996 lm	N		



Fasim_J | Walk-over spotlight | 180-300 V | powerLED 8 W DC - 9 W AC



CRI 80

Steel/Alu **95969**

2700 K	610 lm	M	Spot	15
3000 K	644 lm	W	Medium Flood	30
4000 K	711 lm	N	Flood	60

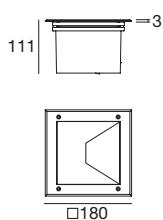
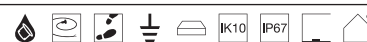


Recessed casings



84928
Outer casing for wall-mounted installation

Fasim | Walk-over spotlight | 180-300 V | powerLED 13 W DC - 14,5 W AC 350 mA



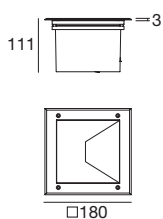
CRI 80

Steel/Alu **81943**

2700 K	1724 lm	M	Spot	15
3000 K	1724 lm	W	Medium Flood	30
4000 K	1854 lm	N	Flood	60



Fasim | Walk-over spotlight | 180-300 V | arrayLED 13 W DC - 14,5 W AC 350 mA



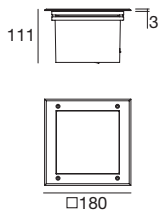
CRI 80

Steel/Alu **94415**

2700 K	1743 lm	M	Asymmetric	07
3000 K	1863 lm	W		
4000 K	1863 lm	N		



Fasim | Walk-over spotlight | 180-300 V | powerLEDs 13 W DC - 14,5 W AC



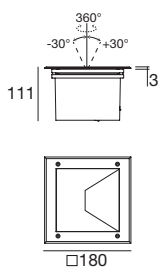
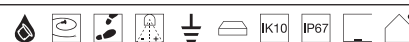
CRI 80

Steel/Alu **94659**

2700 K	1683 lm	M	Spot	03
3000 K	1791 lm	W		
4000 K	1917 lm	N		



Fasim_J | Walk-over spotlight | 180-300 V | powerLED 13 W DC - 14,5 W AC




CRI 80

Steel/Alu **81944**

2700 K	1724 lm	M	Spot	15
3000 K	1724 lm	W	Medium Flood	30
4000 K	1854 lm	N	Flood	60



Recessed casings



zalex



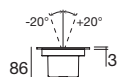
Aquastop®

A very durable uplight, also available in a swivel version, ideal for more hostile environments with high humidity or salinity.

Materials

AISI 316 stainless steel body

Zalex | Drive-over spotlight | powerLED 6 W 630 mA



CRI 80

Steel	94137	2700 K	657 lm	M	Spot	15
		3000 K	699 lm	W	Medium Flood	30
		4000 K	747 lm	N	Flood	60

Electronics



99179
ON/OFF
1 - 2 art.



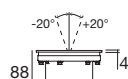
99186
ON/OFF
2 - 4 art.

Recessed casings



98134
Outer casing for
wall-mounted
installation

Zalex | Drive-over spotlight | powerLED 18 W 630 mA



CRI 80

Steel	94138	2700 K	1971 lm	M	Spot	15
		3000 K	2097 lm	W	Medium Flood	30
		4000 K	2241 lm	N	Flood	60

Electronics



99186
ON/OFF
1 art.

Recessed casings



98133
Outer casing for
wall-mounted
installation

Private Villa | Athens, Greece



nicro




Aquastop®

Nicro is designed for any type of flooring. Its tempered glass diffuser, up to 12 millimetres thick, combines durability with reliability. The black screenprinted optics minimise dazzle.

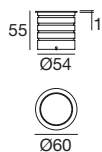
Materials

Anodised aluminium or AISI 316 stainless steel body
Tempered glass diffuser



Uplights and in-ground lamps

Nicro_R | Drive-over spotlight | powerLED



0,6 W 220 mA - CRI 80

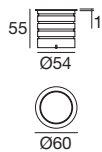
Anod. Al. 97898	2700 K	88 lm	M	Wide Flood	12
	4000 K	94 lm	W	General	00
	4000 K	101 lm	N		

Electronics

99328 ON/OFF 1 - 2 art.	99329 ON/OFF 3 - 6 art.	99342 ON/OFF 6 - 12 art.



Nicro_R | Drive-over spotlight | powerLED



1 W 350 mA - CRI 80

Anod. Al. 93363	2700 K	136 lm	M	Narrow Spot	08
	3000 K	145 lm	W	Spot	15
	4000 K	155 lm	N	Medium Flood	30
				Flood	60

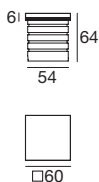
Electronics

89419 ON/OFF 1 - 2 art.	89421 ON/OFF 3 - 6 art.	99183 ON/OFF 6 - 12 art.

INCLUDED
Outer casing for wall-mounted installation



Nicro_Q | Drive-over spotlight | powerLED



0,6 W 220 mA - CRI 80

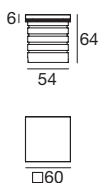
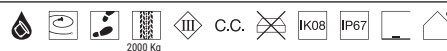
Anod. Al. 97899	2700 K	88 lm	M	Wide Flood	12
	3000 K	94 lm	W	General	00
	4000 K	101 lm	N		

Electronics

99328 ON/OFF 1 - 2 art.	99329 ON/OFF 3 - 6 art.	99342 ON/OFF 6 - 12 art.



Nicro_Q | Drive-over spotlight | powerLED



1 W 350 mA - CRI 80

Anod. Al. 93458	2700 K	136 lm	M	Narrow Spot	08
	3000 K	145 lm	W	Spot	15
	4000 K	155 lm	N	Medium Flood	30
				Flood	60

Electronics

89419 ON/OFF 1 - 2 art.	89421 ON/OFF 3 - 6 art.	99183 ON/OFF 6 - 12 art.

INCLUDED
Outer casing for wall-mounted installation



Nicro_I | Drive-over spotlight | powerLED



93457

97900

0,6 W 220 mA - CRI 80

Steel	97900	2700 K	88 lm	M	Wide Flood	12
		3000 K	94 lm	W	General	00
		4000 K	101 lm	N		

Electronics



99328
ON/OFF
1 - 2 art.



99329
ON/OFF
3 - 6 art.



99342
ON/OFF
6 - 12 art.

1 W 350 mA - CRI 80

Steel	93457	2700 K	136 lm	M	Narrow Spot	08
		3000 K	145 lm	W	Spot	15
		4000 K	155 lm	N	Medium Flood	30
					Flood	60

Electronics



89419
ON/OFF
1 - 2 art.



89421
ON/OFF
3 - 6 art.



99183
ON/OFF
6 - 12 art.

Recessed casings

55	60	Anod. Al.	98250	94 / 127	Anod. Al.	98251
		Steel	98104		Steel	98105

Nicro_I | Drive-over spotlight | powerLED



93459

97901

1,9 W 220 mA - CRI 80

Steel	97901	2700 K	264 lm	M	Wide Flood	12
		3000 K	282 lm	W	General	00
		4000 K	303 lm	N		

Electronics



99329
ON/OFF
1 - 2 art.



99342
ON/OFF
2 - 4 art.

3 W 350 mA - CRI 80

Steel	93459	2700 K	408 lm	M	Spot	15
		3000 K	435 lm	W	Medium Flood	30
		4000 K	465 lm	N	Flood	60

Electronics



89421
ON/OFF
1 - 2 art.



99183
ON/OFF
2 - 4 art.

Recessed casings

65	90	Anod. Al.	98252	102 / 134	Anod. Al.	98253
		Steel	98106		Steel	98107

concentrica



AquaStop®

The Concentrica uplight creates an unusual and eyecatching effect. The UV-resistant optics compartment is fitted with F.O.L.™ technology, while the AquaStop® provides effective protection against water and moisture.

Materials

Anodised aluminium body

Single or double opalescent polycarbonate diffuser



Uplights and in-ground lamps

Concentrica_R | Drive-over spotlights | 24 V | topLED 1.4 W



RTG **95474W00**
95475W00

CRI 80

White	95474	2700 K	54 lm	M	General	00
Black	95475	3000 K	60 lm	W		
Grey	95476	4000 K	63 lm	N		

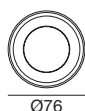
Electronics

31 / 80 / 100	38 / 92 / 117	50 / 115 / 140	35 / 150 / 80	38 / 191 / 63
89488 ON/OFF 1 - 10 art.	89179 ON/OFF 1 - 15 art.	89359 ON/OFF 1 - 32 art.	99332 0/1-10V 1 - 100 art.	99722 DALI 1 - 80 art.

Recessed casings

80 / 43 	98292 PVC outer casing for floor-mounted installation	98 / 138 	98291 Aluminium outer casing for concrete-mounted installation
-------------	-----------------------------------------------------------------------	--------------	-----------------------------------------------------------------------------------

Concentrica_R | Drive-over spotlights | 24 V | topLED 2.6 W



CRI 80

White	95486	2700 K	216 lm	M	General	00
Black	95487	3000 K	240 lm	W		
Grey	95488	4000 K	252 lm	N		

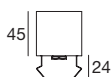

Electronics

31 / 80 / 100	38 / 92 / 117	50 / 115 / 140	35 / 150 / 80	38 / 191 / 63
89488 ON/OFF 1 - 5 art.	89179 ON/OFF 1 - 9 art.	89359 ON/OFF 1 - 18 art.	99332 0/1-10V 1 - 56 art.	99722 DALI 1 - 45 art.

Recessed casings

100 / 84 	98317 PVC outer casing for floor-mounted installation	104 / 136 	98315 Aluminium outer casing for concrete-mounted installation
--------------	-----------------------------------------------------------------------	---------------	-----------------------------------------------------------------------------------

Concentrica_Q | Drive-over spotlights | 24 V | topLED 1.4 W



CRI 80

White	96659	2700 K	54 lm	M	General	00
Black	96660	3000 K	60 lm	W		
Grey	96661	4000 K	63 lm	N		


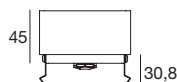

Electronics

89488	89179	89359	99332	99722
ON/OFF 1 - 10 art.	ON/OFF 1 - 15 art.	ON/OFF 1 - 32 art.	0/1-10V 1 - 100 art.	DALI 1 - 80 art.

Recessed casings

102 / 122		98402 Steel and PVC outer casing for floor-mounted installation
	52	

Concentrica_Q | Drive-over spotlights | 24 V | topLED 2.6 W



CRI 80

White	94059	2700 K	216 lm	M	General	00
Black	94060	3000 K	240 lm	W		
Grey	94061	4000 K	252 lm	N		

Electronics

89488	89179	89359	99332	99722
ON/OFF 1 - 5 art.	ON/OFF 1 - 9 art.	ON/OFF 1 - 18 art.	0/1-10V 1 - 56 art.	DALI 1 - 45 art.

Recessed casings

107 / 127		98403 Steel and PVC outer casing for floor-mounted installation
	84	

dans




Aquastop®

A drive-over driveway light with a prismatic tempered glass protector for added reliability, plus the patented AquaStop® anti-aspiration system protecting against water and humidity. Dans produces a ground-hugging light without dazzling. It is available with a resin-coated driver integrated into the body.

Materials

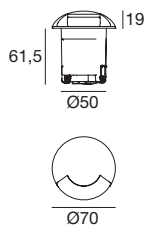
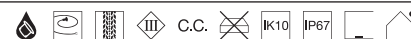
Aluminium body

Tempered prismatic glass diffuser



Uplights and in-ground lamps

Dans_1 | Drive-over spotlights | powerLED 2 W 630 mA



RTG 86096W18

CRI 80

Grey	86096	3000 K	219 lm	W	Wide Flood	18
		4000 K	233 lm	N		

Electronics

Recessed casing



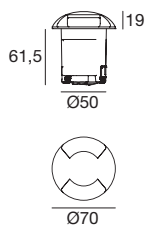
89420
ON/OFF
1 - 2 art.

99179
ON/OFF
3 - 6 art.

99186
ON/OFF
6 - 12 art.

84936

Dans_2 | Drive-over spotlights | powerLED 2 W 630 mA



CRI 80

Grey	86100	3000 K	219 lm	W	Wide Flood	18
		4000 K	233 lm	N		

Electronics

Recessed casing



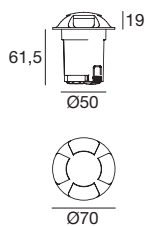
89420
ON/OFF
1 - 2 art.

99179
ON/OFF
3 - 6 art.

99186
ON/OFF
6 - 12 art.

84936

Dans_4 | Drive-over spotlights | powerLED 2 W 630 mA



RTG 86104W18

CRI 80

Grey	86104	3000 K	219 lm	W	Wide Flood	18
		4000 K	233 lm	N		

Electronics

Recessed casing



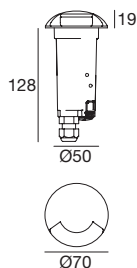
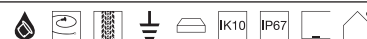
89420
ON/OFF
1 - 2 art.

99179
ON/OFF
3 - 6 art.

99186
ON/OFF
6 - 12 art.

84936

Dans_1 | Drive-over spotlights | 190-250 V | powerLED 2 W 630 mA



CRI 80

Grey	86097	3000 K	219 lm	W	Wide Flood	18
		4000 K	233 lm	N		

Recessed casing



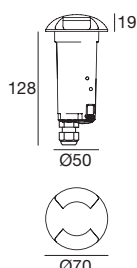
1009

84935



RTG 86097W18

Dans_2 | Drive-over spotlights | 190-250 V | powerLED 2 W 630 mA



CRI 80

Grey	86101	3000 K	219 lm	W	Wide Flood	18
		4000 K	233 lm	N		

Recessed casing

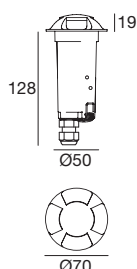



1009

84935



Dans_4 | Drive-over spotlights | 190-250 V | powerLED 2 W 630 mA



CRI 80

Grey	86105	3000 K	219 lm	W	Wide Flood	18
		4000 K	233 lm	N		

Recessed casing

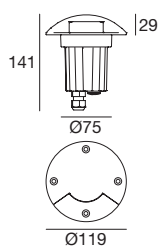
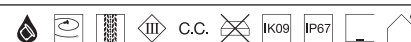


1009

84935



Dans_1 | Drive-over spotlights | arrayLED 6 W 630 mA



CRI 80

Grey	91422	3000 K	685 lm	W	Wide Flood	18
		4000 K	739 lm	N		

Electronics

Recessed casing



99179
ON/OFF
1 - 2 art.

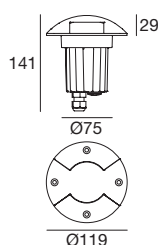
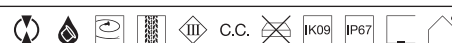


99186
ON/OFF
2 - 4 art.



98121

Dans_2 | Drive-over spotlights | arrayLED 6 W 630 mA



CRI 80

Grey	91423	3000 K	685 lm	W	Wide Flood	18
		4000 K	739 lm	N		

Electronics

Recessed casing



99179
ON/OFF
1 - 2 art.

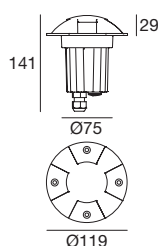


99186
ON/OFF
2 - 4 art.



98121

Dans_4 | Drive-over spotlights | arrayLED 6 W 630 mA



CRI 80

Grey	91424	3000 K	685 lm	W	Wide Flood	18
		4000 K	739 lm	N		

Electronics

Recessed casing



99179
ON/OFF
1 - 2 art.

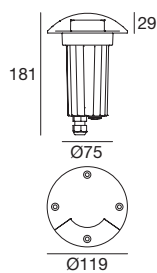
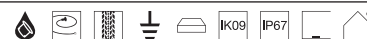


99186
ON/OFF
2 - 4 art.



98121

Dans_1 | Drive-over spotlights | 190-250 V | arrayLED 6 W DC 6,5 W AC



CRI 80

Grey	91425	3000 K	685 lm	W	Wide Flood	18
		4000 K	739 lm	N		

Recessed casing

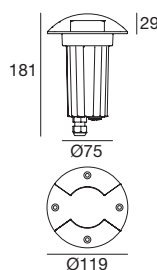
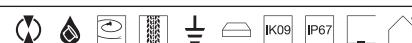


98122



RTG 91425W18

Dans_2 | Drive-over spotlights | 190-250 V | arrayLED 6 W DC 6,5 W AC



CRI 80

Grey	91426	3000 K	685 lm	W	Wide Flood	18
		4000 K	739 lm	N		

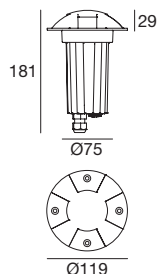
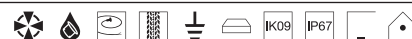
Recessed casing



98122



Dans_4 | Drive-over spotlights | 190-250 V | arrayLED 6 W DC 6,5 W AC



CRI 80

Grey	91427	3000 K	685 lm	W	Wide Flood	18
		4000 K	739 lm	N		

Recessed casing



98122



alcor



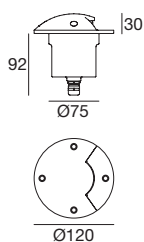
AquaStop®

This small, robust driveway light provides effective, dazzle-free illumination of large areas of ground with no dazzle. It is perfect for highly saline environments. Alcor uses AquaStop® technology to protect the power cables against water and humidity.

Materials

AISI 316 stainless steel body
Tempered prismatic glass diffuser

Alcor_1 | Drive-over spotlights | powerLED



RTG 87603W18

III C.C. 6.4 W 500 mA

Steel	87603	3000 K	199 lm	W	Wide Flood	18
		4000 K	213 lm	N		

Electronics

Recessed casing



▶ 1009

99181
ON/OFF
1 art.

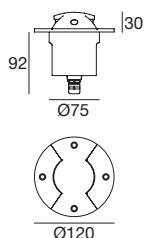
99185
ON/OFF
2 - 3 art.

84341

4.2 W DC 5 W AC

Steel	87600	3000 K	432 lm	W	Wide Flood	18
		4000 K	477 lm	N		

Alcor_2 | Drive-over spotlights | 190-250 V | powerLED



III C.C. 6.4 W 500 mA

Steel	87604	3000 K	199 lm	W	Wide Flood	18
		4000 K	213 lm	N		

Electronics

Recessed casing



▶ 1009

99181
ON/OFF
1 art.

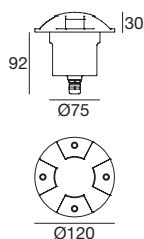
99185
ON/OFF
2 - 3 art.

84341

4.2 W DC 5 W AC

Steel	87601	3000 K	432 lm	W	Wide Flood	18
		4000 K	477 lm	N		

Alcor_4 | Drive-over spotlights | 190-250 V | powerLED



III C.C. 6.4 W 500 mA

Steel	87605	3000 K	199 lm	W	Wide Flood	18
		4000 K	213 lm	N		

Electronics

Recessed casing



▶ 1009

99181
ON/OFF
1 art.

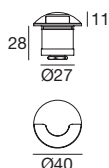
99185
ON/OFF
2 - 3 art.

84341

4.2 W DC 5 W AC

Steel	87602	3000 K	432 lm	W	Wide Flood	18
		4000 K	477 lm	N		

Alcor_1 | Drive-over spotlights | powerLED 1.5 W 500 mA



RTG 97353W18

CRI 80

Steel	97353	3000 K	199 lm	W	Wide Flood	18
		4000 K	213 lm	N		

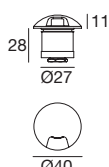
Electronics

89422 ON/OFF 1 - 2 art.	89423 ON/OFF 2 - 3 art.	99181 ON/OFF 3 - 6 art.	99185 ON/OFF 6 - 12 art.	84918

Recessed casings

▶ 1009

Alcor_1 | Drive-over spotlights | powerLED 1.5 W 500 mA



RTG 97354W18

CRI 80

Steel	97354	3000 K	199 lm	W	Wide Flood	18
		4000 K	213 lm	N		

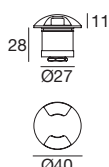
Electronics

89422 ON/OFF 1 - 2 art.	89423 ON/OFF 2 - 3 art.	99181 ON/OFF 3 - 6 art.	99185 ON/OFF 6 - 12 art.	84918

Recessed casings

▶ 1009

Alcor_2 | Drive-over spotlights | powerLED 1.5 W 500 mA



RTG 97355W18

CRI 80

Steel	97355	3000 K	199 lm	W	Wide Flood	18
		4000 K	213 lm	N		


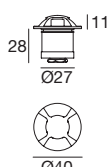
Electronics

89422 ON/OFF 1 - 2 art.	89423 ON/OFF 2 - 3 art.	99181 ON/OFF 3 - 6 art.	99185 ON/OFF 6 - 12 art.	84918

Recessed casings

▶ 1009

Alcor_4 | Drive-over spotlights | powerLED 1.5 W 500 mA



RTG 97356W18

CRI 80

Steel	97356	3000 K	199 lm	W	Wide Flood	18
		4000 K	213 lm	N		

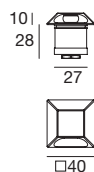
Electronics

89422 ON/OFF 1 - 2 art.	89423 ON/OFF 2 - 3 art.	99181 ON/OFF 3 - 6 art.	99185 ON/OFF 6 - 12 art.	84918

Recessed casings

▶ 1009

Alcor_Q1 | Drive-over spotlights | powerLED 1.5 W 500 mA



CRI 80

Steel	81736	3000 K	143 lm	W	Wide Flood	18
		4000 K	152 lm	N		

Electronics

Recessed casings



89422
ON/OFF
1 - 2 art.



89423
ON/OFF
2 - 3 art.



99181
ON/OFF
3 - 6 art.

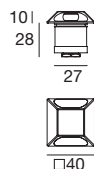


99185
ON/OFF
6 - 12 art.



84918

Alcor_Q2 | Drive-over spotlights | powerLED 1.5 W 500 mA



CRI 80

Steel	81750	3000 K	143 lm	W	Wide Flood	18
		4000 K	152 lm	N		

Electronics

Recessed casings



89422
ON/OFF
1 - 2 art.



89423
ON/OFF
2 - 3 art.



99181
ON/OFF
3 - 6 art.

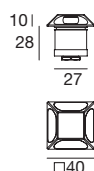


99185
ON/OFF
6 - 12 art.



84918

Alcor_Q4 | Drive-over spotlights | powerLED 1.5 W 500 mA



CRI 80

Steel	81751	3000 K	143 lm	W	Wide Flood	18
		4000 K	152 lm	N		

Electronics

Recessed casings



89422
ON/OFF
1 - 2 art.



89423
ON/OFF
2 - 3 art.



99181
ON/OFF
3 - 6 art.



99185
ON/OFF
6 - 12 art.



84918

footpad



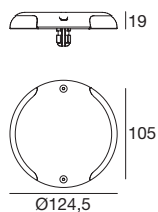
Aquastop®

Not one, but two walk-on driveway lights designed for saline environments. Depending on the light effect you require, choose the dual-beam Footpad_Flat version with soft angles, or the flat, elegantly minimalist and ground-hugging FootPad version. The pack contains anti-vandal plugs and screws.

Materials

AISI 316 stainless steel body

Footpad | Drive-over spotlights | powerLED 4 W 350 mA



CRI 80

Steel	97183	3000 K	428 lm	W	General	00
		4000 K	456 lm	N		

Electronics


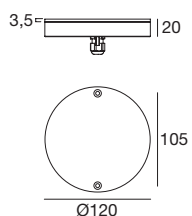
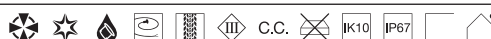


89421
ON/OFF
1 art.



99183
ON/OFF
2 - 3 art.

Footpad Flat | Drive-over spotlights | powerLED 4 W 350 mA



RTG **96916W00**

CRI 80

Steel	96916	3000 K	428 lm	W	General	00
		4000 K	456 lm	N		

Steel **81691**

		3000 K	428 lm	W	General	00
		4000 K	456 lm	N		

Electronics




89421
ON/OFF
1 art.



99183
ON/OFF
2 - 3 art.

H-Farm | Treviso, Italy



astropek



Aquastop®

The small, original Astropek is a drive-over driveway light that produces ground-hugging illumination with zero dazzle. The tempered prismatic protective glass and AquaStop® protection ensure reliability and durability.

Materials

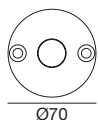
Aluminium body

Prismatic tempered glass diffuser



Uplights and in-ground lamps

Astropek_V | Walk-over spotlights | powerLED 2 W 630 mA



CRI 80

Grey	93905	3000 K	233 lm	W	Spot	15
Steel	94154	4000 K	249 lm	N	Medium Flood	30

Electronics



89420
ON/OFF
1 - 2 art.



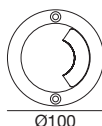
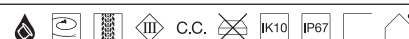
99179
ON/OFF
3 - 6 art.



99186
ON/OFF
6 - 12 art.



Astropek_1 | Drive-over spotlights | powerLED 2 W 630 mA



CRI 80

Grey	86788	3000 K	233 lm	W	Wide Flood	18
		4000 K	249 lm	N		

Electronics



89420
ON/OFF
1 - 2 art.



99179
ON/OFF
3 - 6 art.

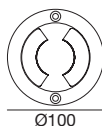
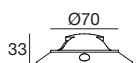


99186
ON/OFF
6 - 12 art.



RTG 86788W18

Astropek_2 | Drive-over spotlights | powerLED 2 W 630 mA



CRI 80

Grey	86789	3000 K	233 lm	W	Wide Flood	18
		4000 K	249 lm	N		

Electronics



89420
ON/OFF
1 - 2 art.



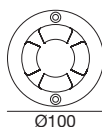
99179
ON/OFF
3 - 6 art.



99186
ON/OFF
6 - 12 art.



Astropek_4 | Drive-over spotlights | powerLED 2 W 630 mA



CRI 80

Grey	86787	3000 K	233 lm	W	Wide Flood	18
		4000 K	249 lm	N		

Electronics



89420
ON/OFF
1 - 2 art.



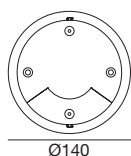
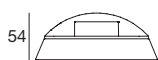
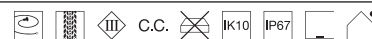
99179
ON/OFF
3 - 6 art.



99186
ON/OFF
6 - 12 art.



Astropek_11 | Drive-over spotlights | powerLED 6.4 W 500 mA



CRI 80

Grey	87004	3000 K	566 lm	W	Wide Flood	18
		4000 K	626 lm	N		

Electronics

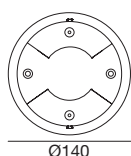
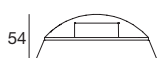
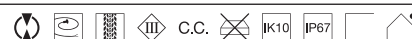


99181
ON/OFF
1 art.



99185
ON/OFF
2 - 3 art.

Astropek_21 | Drive-over spotlights | powerLED 6.4 W 500 mA



CRI 80

Grey	87005	3000 K	566 lm	W	Wide Flood	18
		4000 K	626 lm	N		

Electronics



99181
ON/OFF
1 art.



99185
ON/OFF
2 - 3 art.



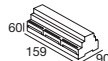
RGBW

Steel Alu	81738	RGBW natural white	Q	Wide Flood	18
		RGBW warm white	V		

Electronics



RF driver CC
970



DMX driver CC
977



DMX controllers
995

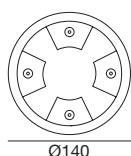
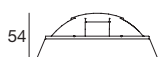
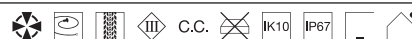


driver CV 24V/48V
981-982



switching CV 24V/48V
986-989

Astropek_41 | Drive-over spotlights | powerLED 6.4 W 500 mA



CRI 80

Grey	86765	3000 K	566 lm	W	Wide Flood	18
		4000 K	626 lm	N		

Electronics



99181
ON/OFF
1 art.



99185
ON/OFF
2 - 3 art.



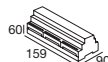
RGBW

Steel Alu	81739	RGBW natural white	Q	Wide Flood	18
		RGBW warm white	V		

Electronics



RF driver CC
970



DMX driver CC
977



DMX controllers
995



driver CV 24V/48V
981-982




switching CV 24V/48V
986-989

bollards range index


Bob18



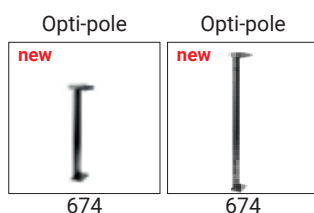
Ryo



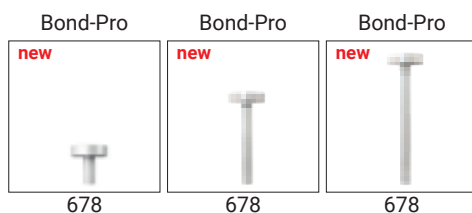
Joe



Opti-Pole




Bond-pro




Peak




Puro




Apache




Stik



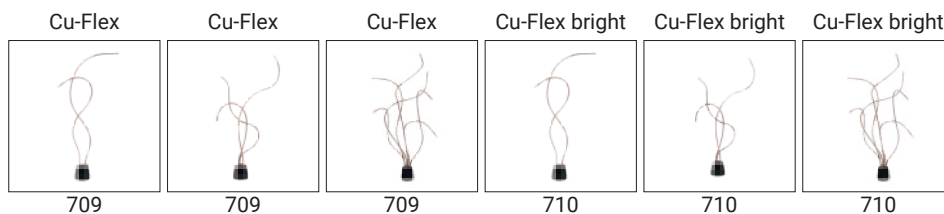
Pilos





Stalk



Cu-Flex





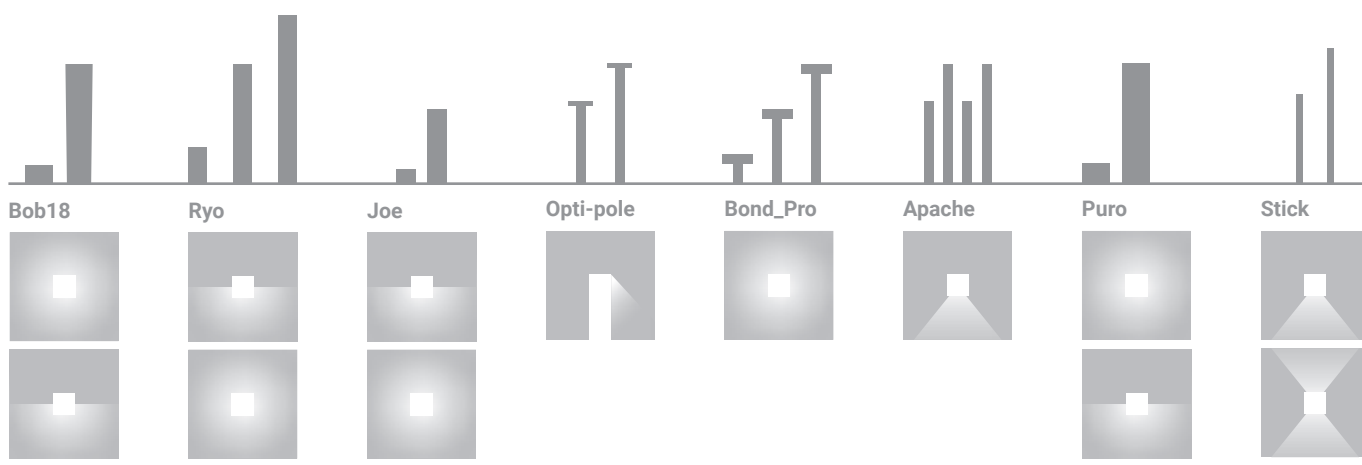


Bollards





bollards features




High-quality construction

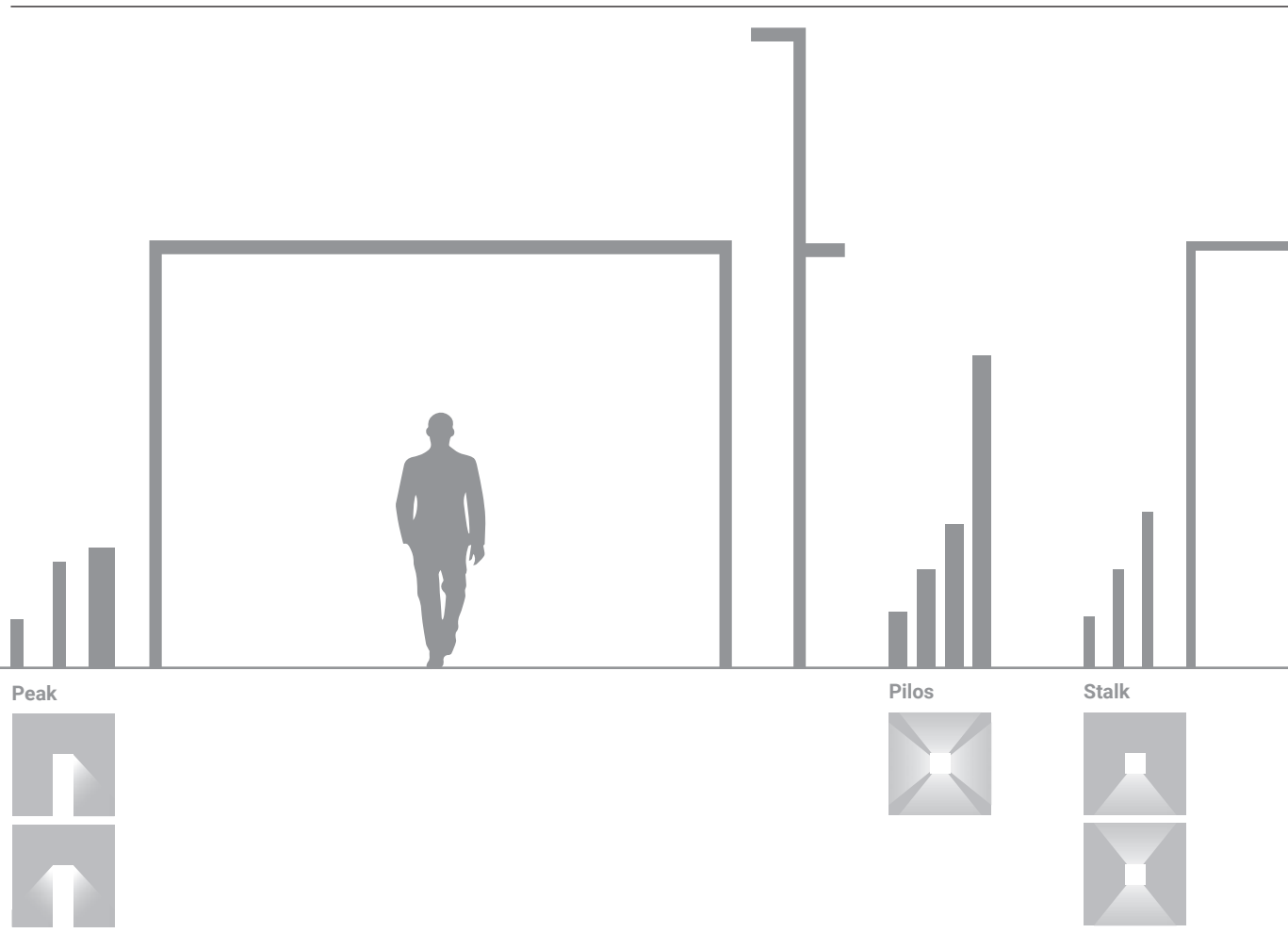
Linea Light Group bollards are corrosion proofed for maximum durability. Open-pore anodisation provides total protection for the aluminium components. Before being fixed in place, the bollards are powder coated in polyester to give them a high level of protection against atmospheric agents. The diffusers are given an anti-UV treatment to prevent yellowing and ensure the product provides high-quality illumination for the longest possible time.



Elegant finishes

The finishes reflect the latest in outdoor design trends. Classic gray, anthracite and corten steel provide a bold and sophisticated look for public and private spaces including piazzas, paths, and gardens.






Long-term reliability

Linea Light Group bollards for public spaces have an impact rating that exceeds IK08. The body and diffuser are made from hardwearing aluminium, steel, tempered glass and anti-impact polycarbonate in simple, robust designs. Vandalproof screws and other protection systems mean they'll continue to do their job for a long time to come.



Reducing light pollution

Many bollards' optics are specifically designed to combat light pollution. This has important benefits: as well as letting you see more stars with your naked eye, it minimises the environmental impact of electric lighting, improves the safety, health and welfare of humans and wild animals, and reduces energy consumption.



bob18



Bob18 is specifically designed for urban spaces, with a special reflector and extra-clear glass diffuser distributing the light evenly and providing optimum ground visibility. The range includes a sleekly attractive bollard version and a path marker whose ground-hugging and comfortable light makes it ideal for footpaths and gardens.

Materials

Aluminium body with polyester powder coating and protective surface treatment
Extra-clear glass diffuser




Bollards

bob18 lighting concept

Waterproof optics (IP66)

Pre-wired bollard head provided with a IP68 connector, allowing an easier installation and ensuring the maximum safe during electric connection.

- Die cast head
- 8-mm thick extra-clear toughened glass
- Satin-finished anodised aluminium radial reflector
- Powder-coated stainless steel casing
- Push-fit connector resistant to water (IP68)
- Steel base with top-loading bayonet and vandal-resistant integrated systems

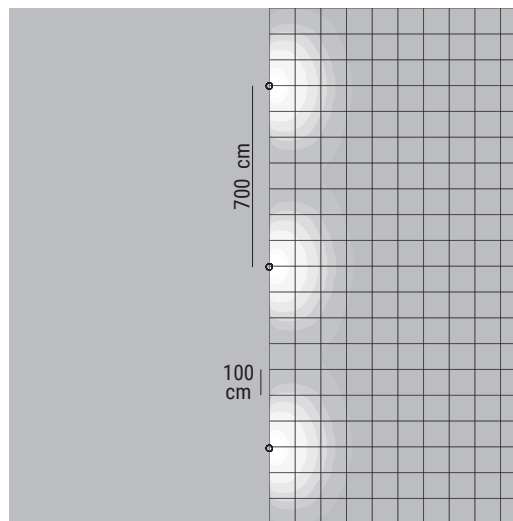



Controlled emission

Extra pure aluminum internal diffuser was designed to maximize lighting uniformity and glare control; direct luminance is almost totally eliminated.

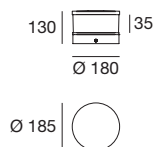
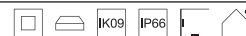


64720W00



Floor plan

Bob18 | Bollards | 198-264 V | topLED 13 W DC - 14 W AC

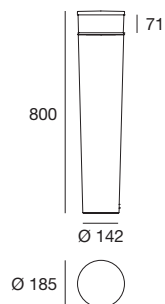
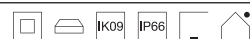


CRI 80

Grey	64715	3000 K	1941 lm	W	General	00
BK Grey	64716	4000 K	2060 lm	N		



Bob18 | Bollards | 198-264 V | topLED 18 W DC - 20 W AC

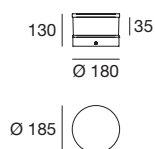


CRI 80

Grey	64711	3000 K	2673 lm	W	General	00
BK Grey	64712	4000 K	2832 lm	N		



Bob18 180 | Bollards | 198-264 V | topLED 10 W DC - 12 W AC




CRI 80

Grey	64719	3000 K	1318 lm	W	General	18
BK Grey	64720	4000 K	1422 lm	N		



ryo



Ryo's strengths are its extremely pleasant lighting and original design. The optics are designed to prevent dispersion above the horizon, and the light from the LED source is directed throughout the length of the bollard. Like a river (rio, hence the product's name), it channels light, distributing it downwards through a 180-degree radius to prevent light pollution.


Materials

Polyester powder-coated aluminium body and protective surface treatment

Transparent polycarbonate diffuser



ryo range




Ryo	
4 W	250 x 150 mm
8,4 W	250 x 150 mm
9 W	820 x 150 mm 1120 x 150 mm
18 W	820 x 150 mm 1120 x 150 mm
Finish	
topLED	3000K 4000K
Optics	General
Driver	On/Off

ryo lighting concept

Concept


The Ryo name indicates its peculiar character: during the night the stem's concave profile comes alive and flooded by decorative and functional light. The vertical plan lighting provides a reference point during the night, using coating surface fixture's luminance to reduce consumptions. Light distribution on path results smooth and deep, perfect for public and residential projects.



Unidirectional emission

Ideal for pathway lighting, this solution provides a great visual orientation and creates a certain rhythm inside the pathways, also outlining the walking areas through light and shade.


64736N00



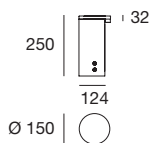
Bidirectional emission

This type of emission is particularly functional to light up large areas or gardens, since they require a diffusive light coming from both sides of the bollard.

64735W00



Ryo | Bollards | 190-250 V | arrayLED 4,2 W DC - 5,2 W AC



RTG **64761W00**
64760W00

CRI 80

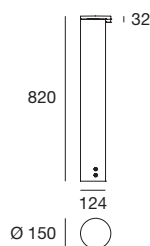

Grey	64761	3000 K	728 lm	W	General	00
BK Grey	64759	4000 K	778 lm	N		
Cor-Ten	64760					

Accessories



64758
Peg

Ryo | Bollards | 100-240 V | arrayLED 9 W DC - 10 W AC



RTG **64734W00**
64726W00

CRI 80

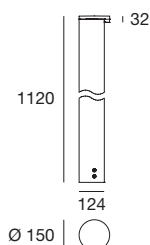

Grey	64734	3000 K	1208 lm	W	General	00
BK Grey	64721	4000 K	1294 lm	N		
Cor-Ten	64726					

Accessories



64758
Peg

Ryo | Bollards | 100-240 V | arrayLED 9 W DC - 10 W AC



CRI 80

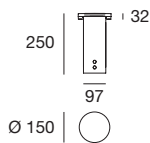
Grey	64736	3000 K	1208 lm	W	General	00
BK Grey	64723	4000 K	1294 lm	N		
Cor-Ten	64728					

Accessories



64758
Peg

Ryo | Bollards | 190-250 V | arrayLED 8,4 W DC - 9,4 W AC



CRI 80

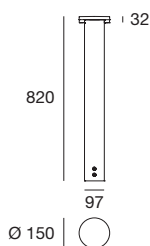

Grey	64764	3000 K	1456 lm	W	General	00
BK Grey	64762	4000 K	1556 lm	N		
Cor-Ten	64763					

Accessories



64758
Peg

Ryo | Bollards | 100-240 V | arrayLED 18 W DC - 19 W AC



CRI 80

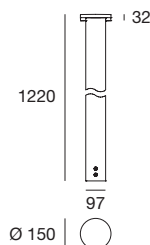

Grey	64735	3000 K	2416 lm	W	General	00
BK Grey	64722	4000 K	2588 lm	N		
Cor-Ten	64727					

Accessories



64758
Peg

Ryo | Bollards | 100-240 V | arrayLED 18 W DC - 19 W AC



CRI 80

Grey	64737	3000 K	2416 lm	W	General	00
BK Grey	64724	4000 K	2588 lm	N		
Cor-Ten	64729					

Accessories



64758
Peg

joe



A simple, elegant range of path markers and bollards designed for paths and other urban spaces. The head encloses and protects the optics, and the light emerges from the rear-facing aperture for perfect dazzle-free control.

Materials

Polyester powder-coated aluminium body and protective surface treatment
Transparent polycarbonate diffuser

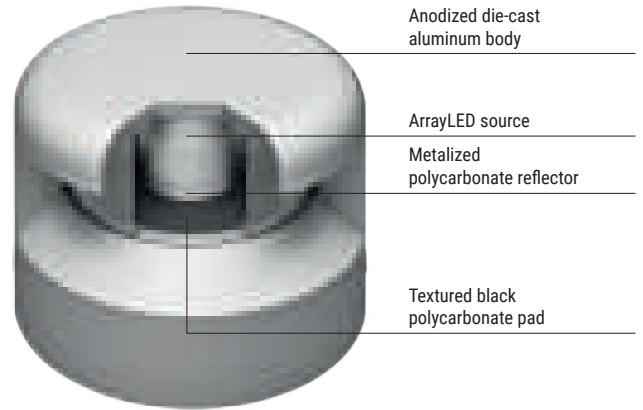


Bollards

joe lighting concept


Optics design

The peculiar Joe emission derives by integrated optical group accurate studies. The high performance ArrayLED source combined with a sputtering metallized transparent polycarbonate special semi-circular reflector. The light chamber lower part is wrapped with a microcell pad in semi-glossy black polycarbonate, for the direct luminance perfect control.



Robust design

The special spherical cap shape of Joe profile makes this product particularly robust and resistant, ideal for both public and private outdoor applications. The total absence of raw edges makes it particularly safe for users.




reddot award 2015 winner

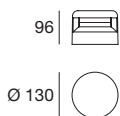
Grazing light

The distribution of the light on the walking area creates an interesting shade effect, which is perfectly parallel to the walking direction. This effect can be used to outline night paths and highlight green areas with accent lighting.

59165W00



Joe | Bollards | 100-240 V | arrayLED 9 W DC - 10 W AC



CRI 80

Grey	59165	3000 K	1208 lm	W	General	00
Co-Ten	59166	4000 K	1294 lm	N		

Accessories

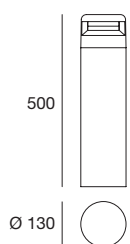


14931
Peg



RTG **59165W00**
59166W00

Joe | Bollards | 100-240 V | arrayLED 9 W DC - 10 W AC



CRI 80

Grey	59175	3000 K	1208 lm	W	General	00
Co-Ten	59176	4000 K	1294 lm	N		

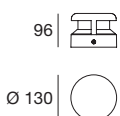
Accessories



59950
Peg



Joe | Bollards | 220-240 V | topLED 9 W DC - 10 W AC



CRI 80

Grey	64635	3000 K	1060 lm	W	General	00
Co-Ten	64636	4000 K	1124 lm	N		

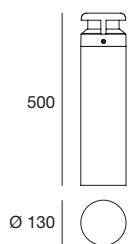
Accessories



14931
Peg



Joe | Bollards | 220-240 V | topLED 9 W DC - 10 W AC



CRI 80

Grey	59170	3000 K	1060 lm	W	General	00
Co-Ten	59171	4000 K	1124 lm	N		

Accessories



59950
Peg



opti-pole



The Opti-Pole range has revolutionised bollards for public spaces. Its secret lies in its use of OptiLight technology, which gives a uniquely soft and all-embracing glare-free light. Other pluses of this extremely high-quality bollard are its small size, minimalist aesthetics, and elegant finishes.

Materials

Polyester powder-coated aluminium body and protective surface treatment
Transparent PMMA diffuser

Metalco | Treviso, Italy



Bollards

opti-pole lighting concept

Simple design

Opti-Pole's extremely compact form is designed for minimum visual impact. The head is barely 15 mm thick. Its range of finishes, in classic grey, anthracite, and corten, makes it even more elegant.



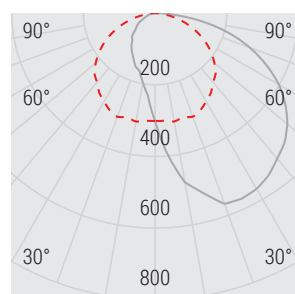
IK07

IP65

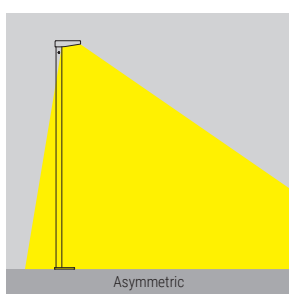
Visual comfort

Opti-Pole uses OptiLight technology to achieve unique visual comfort by reducing glare to zero. The source is positioned laterally inside the optics, and the laser microincisions in the PMMA diffuser channel the beam evenly. Opti-Pole covers the ground to the front and sides of the bollard, and also part of the back.


65395W07



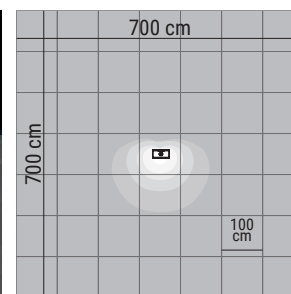
Photometric curve



Light beam

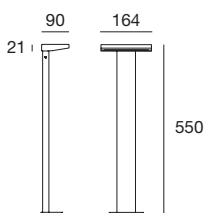


10 LUX 25 LUX 50 LUX 75 LUX 125 LUX



Floor plan

Opti-Pole | Bollards | 220-240 V | topLED 8 W DC - 9,5 W AC



CRI 80

Grey	65392	2700 K	744 lm	M	Asymmetric	07
BK Grey	65394	3000 K	780 lm	W		
Cor-Ten	65393	4000 K	816 lm	N		

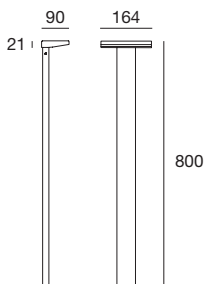
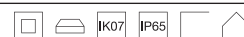
Accessories



64200
Bracket



Opti-Pole | Bollards | 220-240 V | topLED 8 W DC - 9,5 W AC



CRI 80

Grey	65395	2700 K	744 lm	M	Asymmetric	07
BK Grey	65397	3000 K	780 lm	W		
Cor-Ten	65396	4000 K	816 lm	N		

Accessories



64200
Bracket



bond PRO



Bond PRO is designed to fit in with its environment. It's discreetly elegant, yet won't pass unnoticed. The head screens the light source completely for maximum visual comfort.

Materials

Polyester powder-coated aluminium body with protective surface treatment
Opalescent white polyethylene diffuser



bond PRO lighting concept

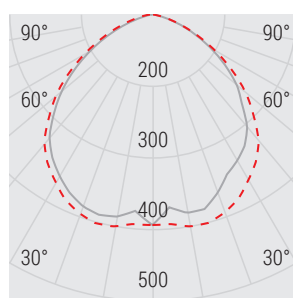
Ergonomic design

The light source in the top of the bollard is screened by the circular flange to create a total cutoff, so that the light is never invasive and fits perfectly with its environment.

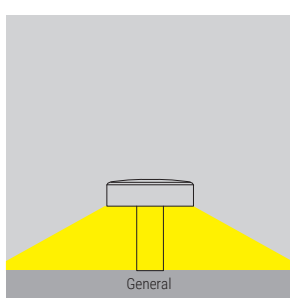
The light emitted illuminates the portion of the area below. The Bond PRO range offers three different sizes that allow the product to be declined in a variety of application contexts.




81099W00



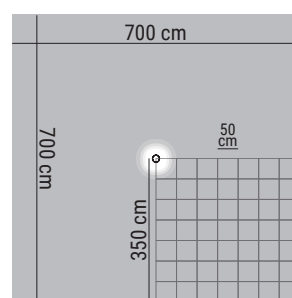
Photometric curve



Light beam

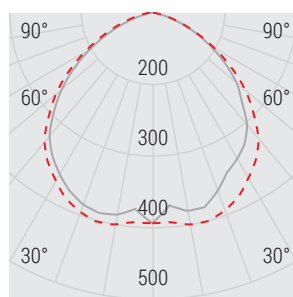


25 LUX 100 LUX 500 LUX 1000 LUX

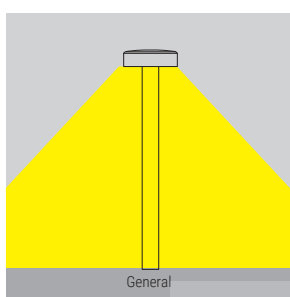


Floor plan


81107W00



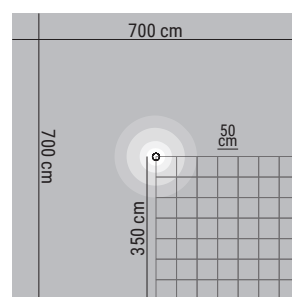
Photometric curve



Light beam

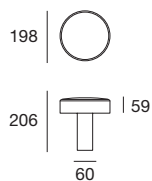


25 LUX 100 LUX 500 LUX 1000 LUX



Floor plan

Bond_PRO | Bollards | 220-240 V | topLED 10,8 W DC - 12 W AC



12 W - CRI 80

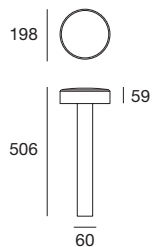
Black	81098	3000 K	1350 lm	W	General	00
Cor-Ten	81099	4000 K	1460 lm	N		
Steel	81100					
Grey	81097					

Accessories



14931
Peg

Bond_PRO | Bollards | 220-240 V | topLED 10,8 W DC - 12 W AC



12 W - CRI 80

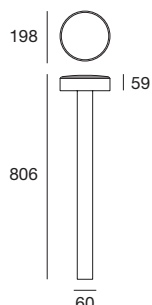
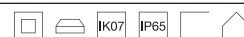
Black	81102	3000 K	1350 lm	W	General	00
Cor-Ten	81103	4000 K	1460 lm	N		
Steel	81104					
Grey	81101					

Accessories



14931
Peg

Bond_PRO | Bollards | 220-240 V | topLED 10,8 W DC - 12 W AC



12 W - CRI 80

Black	81106	3000 K	1350 lm	W	General	00
Cor-Ten	81107	4000 K	1460 lm	N		
Steel	81108					
Grey	81105					

Accessories



14931
Peg





peak



More and more cities are realising the importance of lighting in providing an attractive environment for people to relax and enjoy their surroundings after the sun goes down. Peak offers a wide range of ad-hoc solutions designed to bring streets and other public places to life at night.

Materials

Polyester powder-coated aluminium body with protective surface treatment
Extra-clear glass diffuser



peak range



	Peak	Peak_L	Peak-Maxi	Peak-Maxi_L	Peak-Maxi_D	Peak-Frame	Peak-Maxi_W
6,5 W	350 x 90 mm	-	-	-	-	-	-
9,5 W	750 x 90 mm	750 x 90 mm	-	-	-	-	-
12 W	-	-	869 x 180 mm	-	-	-	-
24 W	-	-	-	-	-	-	330 x 180 mm
36 W	-	-	-	3008 x 180 mm	-	-	330 x 180 mm
45 W	-	-	-	-	-	3000 x 4000 mm	-
54 W	-	-	-	4500 x 180 mm	-	-	-
36 W + 54 W	-	-	-	-	4500 x 180 mm	-	-
Finish							
topLED	3000K 4000K	3000K 4000K	3000K 4000K	3000K 4000K	3000K 4000K	3000K 4000K	3000K 4000K
Optics	Asymmetric	Asymmetric	Asymmetric	Asymmetric	Asymmetric	Asymmetric	Asymmetric
Driver	On/Off	On/Off	On/Off	On/Off	On/Off	On/Off	On/Off

Optics design

The peculiar optical group conformation provides a lighting emission only on bollard front, eliminating every secondary light dispersion on the back. The light emission is deep, clear and defined.

6-mm thick extra-clear toughened glass with black silk-screen printing

TopLED and dedicated lenses in PMMA

Optical unit in anodised and coated die-cast aluminium

Polyester powder-coated extruded aluminium body with protective base coat



Control and performance

Luminous unit equipped with dedicated lens managing light distribution with maximum control. Asymmetric effects able to light up secondary roads, squares, parks and gardens.

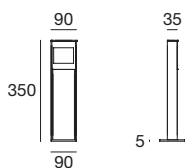



Every needs answer

Wall mounted version, different dimensions and power bollards, single or double architectural poles and the arc peculiar version, ensures a solution for every installation needs. Peak provides easier installation also in the urban context, its great flexibility ensures a professional lighting and architecture project approach.



Peak | Bollards | 100-240 V | arrayLED 6,5 W DC - 7,5 W AC



CRI 80

Grey	64794	3000 K	988 lm	W	Asymmetric	07
BK Grey	64795	4000 K	1058 lm	N		
Cor-Ten	64796					

Accessories

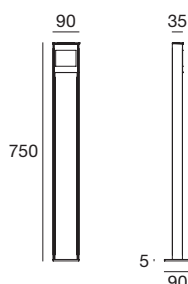



65082
Bracket



RTG 64794W07

Peak | Bollards | 100-240 V | arrayLED 9,5 W DC - 10,5 W AC



CRI 80

Grey	64791	3000 K	1208 lm	W	Asymmetric	07
BK Grey	64792	4000 K	1294 lm	N		
Cor-Ten	64793					

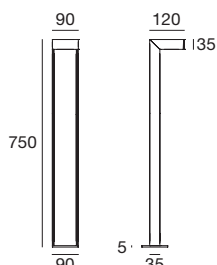
Accessories



65082
Bracket



Peak_L | Bollards | 100-240 V | arrayLED 9,5 W DC - 10,5 W AC



CRI 80

Grey	64788	3000 K	1208 lm	W	Asymmetric	07
BK Grey	64789	4000 K	1294 lm	N		
Cor-Ten	64790					

Accessories

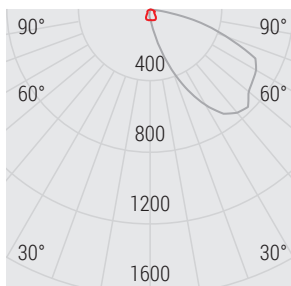


65082
Bracket

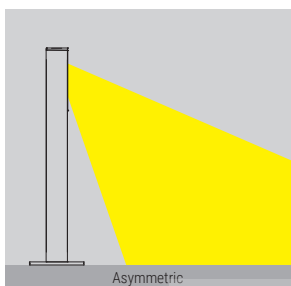


RTG 64790W07


64794W07



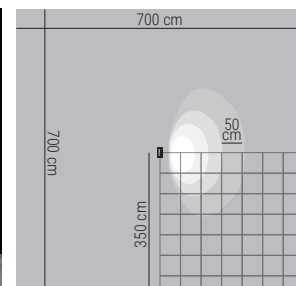
Photometric curve



Light beam

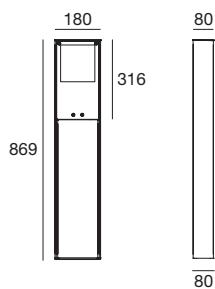


25 LUX 100 LUX 500 LUX 1000 LUX



Floor plan

Peak-Maxi | Bollards | 100-240 V | powerLED 12 W DC - 13 W AC

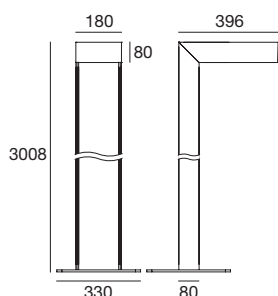



CRI 80

Grey	65061	3000 K	1782 lm	W	Asymmetric	07
BK Grey	65062	4000 K	1911 lm	N		
Cor-Ten	65060					



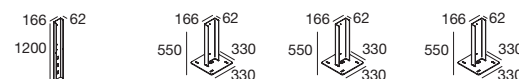
Peak-Maxi_L | Poles | 100-240 V | powerLED 36 W DC - 39 W AC



CRI 80

Grey	65073	3000 K	4860 lm	W	Asymmetric	07
BK Grey	65074	4000 K	5214 lm	N		
Cor-Ten	65072					

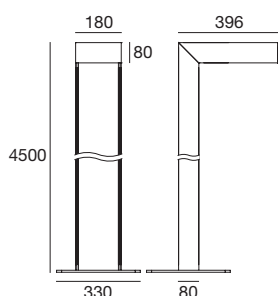
Accessories



65078 Bracket 1 pc	65076 Base 1 pc Grey	65077 Base 1 pc BK Grey	65075 Base 1 pc Cor-Ten
---------------------------------	--------------------------------------	-----------------------------------------	-----------------------------------------



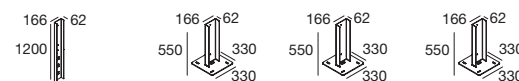
Peak-Maxi_L | Poles | 100-240 V | powerLED 53 W DC - 59 W AC



CRI 80

Grey	65064	3000 K	7290 lm	W	Asymmetric	07
BK Grey	65065	4000 K	7821 lm	N		
Cor-Ten	65063					

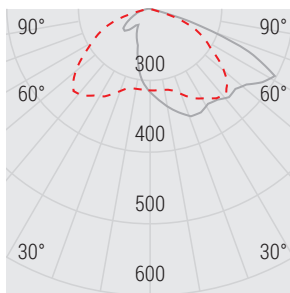
Accessories



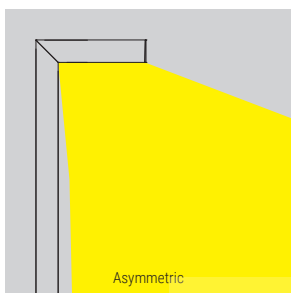
65078 Bracket 1 pc	65076 Base 1 pc Grey	65077 Base 1 pc BK Grey	65075 Base 1 pc Cor-Ten
---------------------------------	--------------------------------------	-----------------------------------------	-----------------------------------------




65064W07



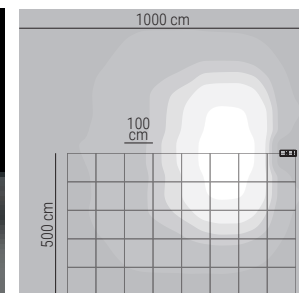
Photometric curve



Light beam

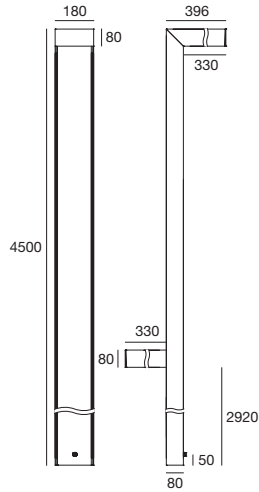


10 LUX 20 LUX 25 LUX 30 LUX 40 LUX



Floor plan

Peak-Maxi_D2 | Poles | 100-240 V | powerLED 36+54 W DC - 39+59 W AC



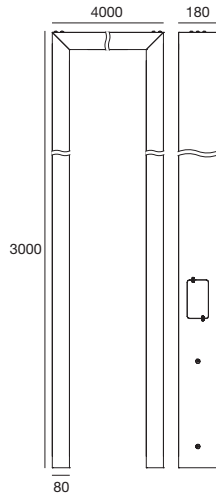
CRI 80

Grey	65067	3000 K	12150 lm	W	Asymmetric	07
BK Grey	65068	4000 K	13035 lm	N		
Cor-Ten	65066					

Accessories

65078 Bracket 1 pc	65076 Base 1 pc Grey	65077 Base 1 pc BK Grey	65075 Base 1 pc Cor-Ten

Peak-Frame | Poles | 100-240 V | powerLED 45 W DC - 50 W AC



CRI 80

Grey	65070	3000 K	5650 lm	W	General	00
BK Grey	65071	4000 K	6000 lm	N		
Cor-Ten	65069					

Accessories

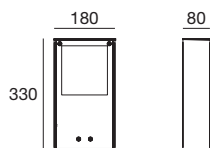
65078 Bracket 1 pc	65076 Base 1 pc Grey	65077 Base 1 pc BK Grey	65075 Base 1 pc Cor-Ten

Light portal: Peak-Frame
design: Marco Ciarlo associati

An innovative fixture, perfect to fit every outdoor space. This version provides a luminous "portal", defining squares and parks with a smooth and comfortable lighting effect. Almost non-existent glare makes it suitable to any situation.



Peak-Maxi_W | Wall Lights | 100-240 V | powerLED 24 W DC - 26 W AC

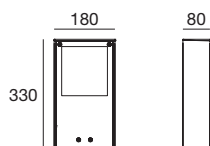


CRI 80

Grey	65080	3000 K	3564 lm	W	Asymmetric	07
BK Grey	65081	4000 K	3822 lm	N		
Cor-Ten	65079					



Peak-Maxi_W | Wall Lights | 100-240 V | powerLED 36 W DC - 39 W AC

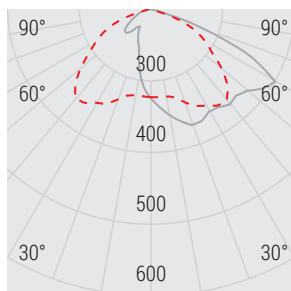


CRI 80

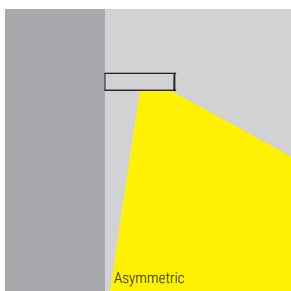
Grey	65084	3000 K	4860 lm	W	Asymmetric	07
BK Grey	65085	4000 K	5214 lm	N		
Cor-Ten	65083					




65084W07



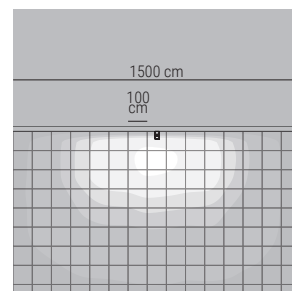
Photometric curve



Light beam




10 LUX 20 LUX 25 LUX 30 LUX 40 LUX



Floor plan

puro

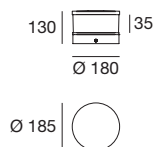


Puro is a simple, elegant and frill-free columnar anti-vandal bollard that's built to last. It fits unobtrusively into any urban environment, and its classic grey and anthracite finishes are very much in sync with contemporary outdoor design trends.

Materials

Polyester powder-coated aluminium body with protective surface treatment
Extra-clear glass diffuser

Puro | Bollards | 198-264 V | topLED 13 W DC - 14 W AC

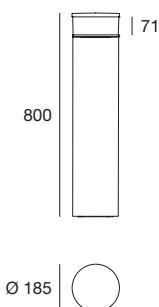


CRI 80

Grey	64715	3000 K	1941 lm	W	General	00
BK Grey	64716	4000 K	2060 lm	N		



Puro | Bollards | 198-264 V | topLED 18 W - 20 W DC

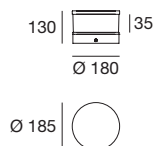
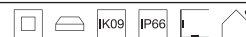


CRI 80

Grey	64700	3000 K	2673 lm	W	General	00
BK Grey	64701	4000 K	2832 lm	N		



Puro 180 | Bollards | 198-264 V | topLED 10 W DC - 12 W AC

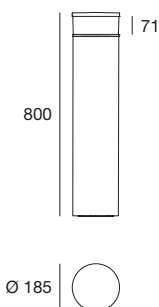
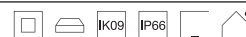


CRI 80

Grey	64719	3000 K	1318 lm	W	General	18
BK Grey	64720	4000 K	1422 lm	N		



Puro 180 | Bollards | 198-264 V | topLED 13 W DC - 15 W AC




CRI 80

Grey	64717	3000 K	1458 lm	W	General	18
BK Grey	64718	4000 K	1544 lm	N		



apache



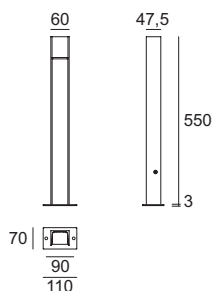
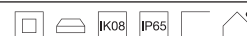
The Apache standardised design in civil engineering is a source of inspiration for Studio RIGO for creative re-elaboration. The rigidity of the original profile is transformed into a bollard with minimal and curvy design with an entirely innovative emission: the source is positioned at the upper part of the product, facing downwards to create an asymmetric beam which eliminates glaring, generating a harmonic and efficient diffusion while maintaining integration in the architectural space at the same time.

Materials

Metal body with polyester powder coating and protective surface pre-treatment

Transparent polycarbonate diffuser

Apache | Bollards | 100-240 V | powerLED 7 W DC - 8 W AC



CRI 80


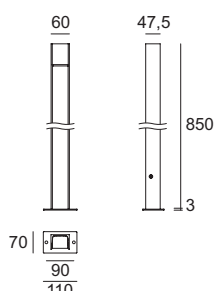
BK Grey	64252	3000 K	935 lm	W	General	00
Gr BK	64253	4000 K	978 lm	N		
Cor-Ten	64254					
Sand	64255					

Accessories



64210
Tie rods

Apache | Bollards | 100-240 V | powerLED 9 W DC - 10 W AC



CRI 80

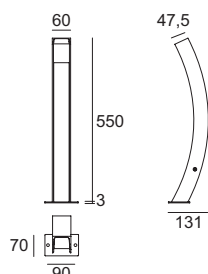
BK Grey	64256	3000 K	1207 lm	W	General	00
Gr BK	64257	4000 K	1266 lm	N		
Cor-Ten	64258					
Sand	64259					

Accessories



64210
Tie rods

Apache | Bollards | 180-264 V | powerLED 7 W DC - 9 W AC



CRI 80

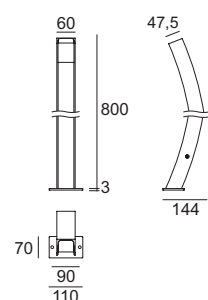
BK Grey	64262	3000 K	935 lm	W	General	00
Gr BK	64263	4000 K	978 lm	N		
Cor-Ten	64264					
Sand	64265					

Accessories



64210
Tie rods

Apache | Bollards | 180-264 V | powerLED 9 W DC - 10 W AC



CRI 80

BK Grey	64266	3000 K	1207 lm	W	General	00
Gr BK	64267	4000 K	1266 lm	N		
Cor-Ten	64268					
Sand	64269					

Accessories



64210
Tie rods

stick




The Stick family's simple, extremely minimalist design makes it immediately recognisable within the Linea Light Group urban lighting range. With its high-quality materials and construction, it is available in single- and twin-beam versions and elegant classic grey and corten finishes.

Materials

Polyester powder-coated aluminium body with protective surface treatment.

Impact-resistant satinised opalescent PMMA diffuser.

Stick | Bollards | 180-264 V | topLED



RTG 62365W00

CRI 80 - 612 mm - 6 W DC 7 W AC

Grey	62365	3000 K	390 lm	W	General	00
Cor-Ten	62366					

CRI 80 - 912 mm - 9 W DC 10 W AC


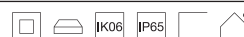
Grey	62385	3000 K	585 lm	W	General	00
Cor-Ten	62386					

Accessories



62190
Peg

Stick | Bollards | 180-264 V | topLED



CRI 80 - 612 mm - 12 W DC 13 W AC

Grey	62375	3000 K	780 lm	W	General	00
Cor-Ten	62376					

CRI 80 - 912 mm - 18 W DC 20 W AC

Grey	62395	3000 K	1169 lm	W	General	00
Cor-Ten	62396					

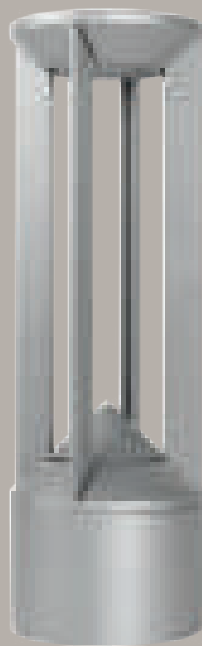
Accessories



62190
Peg



pilos



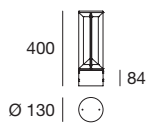
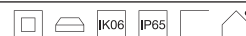
The optics and LED source are encased in a sleek aluminium structure supported by four panels of the same material. This is Pilos, a range of bollards available in seven sizes, with diffuse radial light and a unique registered design. It is the flagship product of the Linea Light Group outdoor range.

Materials

Polyester powder-coated aluminium body with protective surface treatment
Satinised polycarbonate diffuser



Pilos | Bollards | 190-250 V | arrayLED 6,5 W DC - 7,5 W AC



CRI 80

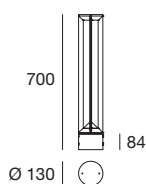
Grey	60075	3000 K	1015 lm	W	Wide Flood	85
		4000 K	1048 lm	N		

Accessories



59950
Peg

Pilos | Bollards | 190-250 V | arrayLED 6,5 W DC - 7,5 W AC



CRI 80

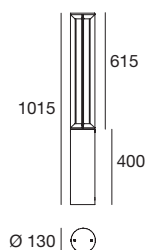
Grey	60065	3000 K	1015 lm	W	Wide Flood	85
		4000 K	1048 lm	N		

Accessories



59950
Peg

Pilos_X | Bollards | 220-240 V | topLED 24 W DC - 26 W AC



CRI 80

Grey	60073	3000 K	3331 lm	W	General	00
		4000 K	3630 lm	N		

Accessories

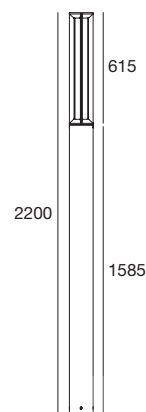


59950
Peg



58695
Peg

Pilos_X | Bollards | 220-240 V | topLED 24 W DC - 26 W AC



CRI 80

Grey	60074	3000 K	3630 lm	W	General	00
		4000 K	3630 lm	N		

Accessories

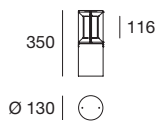


59950
Peg



58695
Peg


Pilos | Bollards | 190-250 V | topLED 6 W DC - 7 W AC



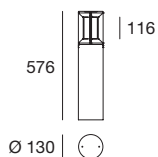
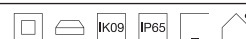
CRI 80

Grey	61125	3000 K	728 lm	W	General	00
		4000 K	755 lm	N		

Accessories




Pilos | Bollards | 190-250 V | topLED 6 W DC - 7 W AC



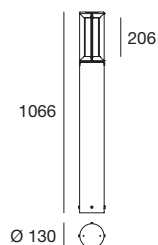
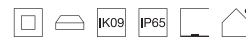
CRI 80

Grey	61115	3000 K	728 lm	W	General	00
		4000 K	755 lm	N		

Accessories



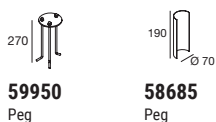
Pilos | Bollards | 220-240 V | topLED 12 W DC - 13 W AC



CRI 80

Grey	61145	3000 K	1456 lm	W	General	00
		4000 K	1510 lm	N		


Accessories







stalk



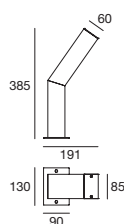
The Stalk series comes in a great variety of designs and sizes for every type of urban space, carefully coordinated for the simplest and most complex of projects. The single- and twin-beam bollards and unique registered-design pole versions provide a pleasantly diffuse light.

Materials

Polyester powder-coated aluminium body with protective surface treatment
Satinised polycarbonate diffuser



Stalk_X | Bollards | 100-240 V | topLED 4 W DC - 5 W AC

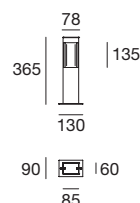


CRI 80

Grey	64650	3000 K	414 lm	W	General	00
Coir-Ten	64651	4000 K	440 lm	N		



Stalk | Bollards | 100-240 V | topLED 4 W DC - 5 W AC

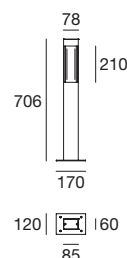

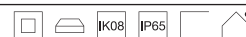


CRI 80

Grey	63455	3000 K	414 lm	W	General	00
Coir-Ten	63456	4000 K	440 lm	N		



Stalk | Bollards | 180-264 V | topLED 8 W DC - 9 W AC



CRI 80

Grey	63465	3000 K	828 lm	W	General	00
Coir-Ten	63466	4000 K	879 lm	N		

Accessories



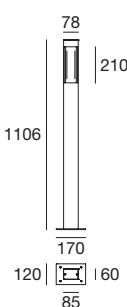
56990
Support



53890
Tie rods



Stalk | Bollards | 180-264 V | topLED 8 W DC - 9 W AC



CRI 80

Grey	63475	3000 K	828 lm	W	General	00
Coir-Ten	63476	4000 K	879 lm	N		

Accessories



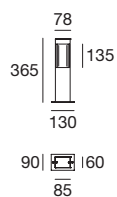

56990
Support



53890
Tie rods



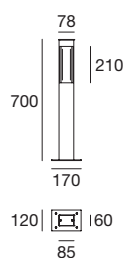
Stalk | Bollards | 100-240 V | topLED 4 W DC - 5 W AC



CRI 80

Grey	63495	3000 K	414 lm	W	General	00
Co-Ten	63496	4000 K	440 lm	N		


Stalk | Bollards | 180-264 V | topLED 9 W DC - 10 W AC




CRI 80

Grey	63505	3000 K	828 lm	W	General	00
Co-Ten	63506	4000 K	879 lm	N		

Accessories

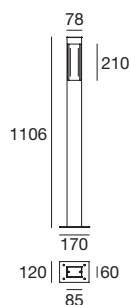



56990
Support



53890
Tie rods


Stalk | Bollards | 180-264 V | topLED 9 W DC - 10 W AC




CRI 80

Grey	63515	3000 K	828 lm	W	General	00
Co-Ten	63516	4000 K	879 lm	N		

Accessories

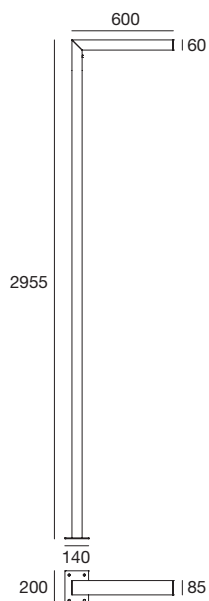


56990
Support



53890
Tie rods

Stalk | Pole | 180-264 V | topLED 16 W DC - 18 W AC



CRI 80

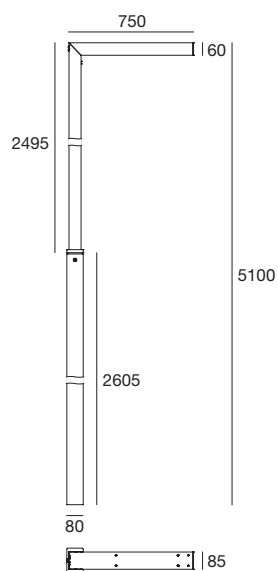
Grey	63445	3000 K	1656 lm	W	General	00
Cor-Ten	63446	4000 K	1757 lm	N		

Accessories



53890
Support

Stalk | Pole | 90-264 V | 24 x powerLEDs 41 W DC - 43 W AC



CRI 80

BK Grey	63785	3000 K	4522 lm	W	General	00
Cor-Ten	63786	4000 K	4757 lm	N		



cu-flex



A decorative outdoor light, Cu-Flex consists of two, three or six burnished copper stems that you can bend to create accent lighting for different objects. The range comprises two types of light: one with the light integrated into the stem, and a bright version with an extracted diffuser. At night, the miniature sources create tiny points of light, perfect for eye-catching illumination in parks and gardens.

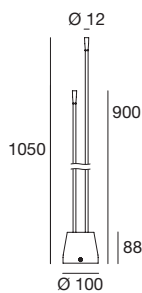
Materials

Burnished copper body

Sanded PMMA diffuser in the bright model.



Cu-Flex | Bollards | 100-240 V | 2 x powerLEDs 3 W DC - 4 W AC



CRI 80

Copper	61160	3000 K	364 lm	W	General	00
		4000 K	388 lm	N		

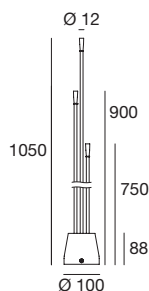
Accessories



14931
Peg



Cu-Flex | Bollards | 100-240 V | 3 x powerLEDs 4,5 W DC - 5,5 W AC



CRI 80

Copper	61170	3000 K	546 lm	W	General	00
		4000 K	582 lm	N		

Accessories

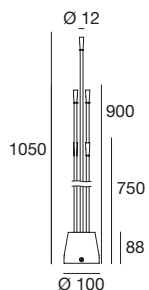



14931
Peg

RTG **61170W00**



Cu-Flex | Bollards | 100-240 V | 6 x powerLEDs 9 W DC - 10 W AC



CRI 80

Copper	61180	3000 K	1092 lm	W	General	00
		4000 K	1164 lm	N		

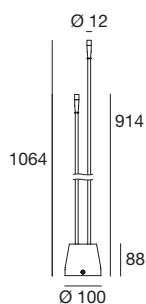
Accessories



14931
Peg



Cu-Flex bright | Bollards | 100-240 V | 2 x powerLEDs 3 W DC - 4 W AC



CRI 80

Copper	61161	3000 K	364 lm	W	General	00
		4000 K	388 lm	N		

Accessories

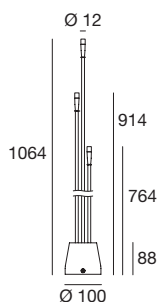


14931

Peg



Cu-Flex bright | Bollards | 100-240 V | 3 x powerLEDs 4,5 W DC - 5,5 W AC



CRI 80

Copper	61171	3000 K	546 lm	W	General	00
		4000 K	582 lm	N		

Accessories

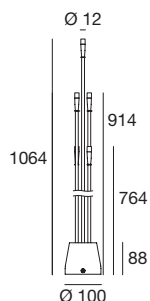


14931

Peg



Cu-Flex bright | Bollards | 100-240 V | 6 x powerLEDs 9 W DC - 10 W AC



CRI 80

Copper	61181	3000 K	1092 lm	W	General	00
		4000 K	1164 lm	N		

Accessories



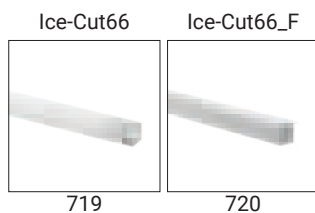
14931

Peg

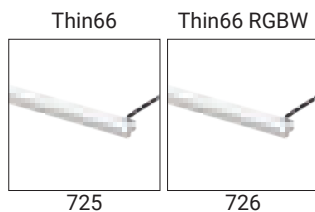


linear lights range index

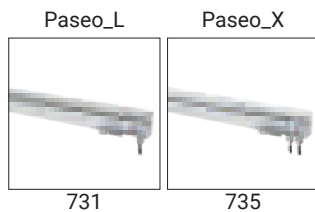
Ice-Cut66




Thin66



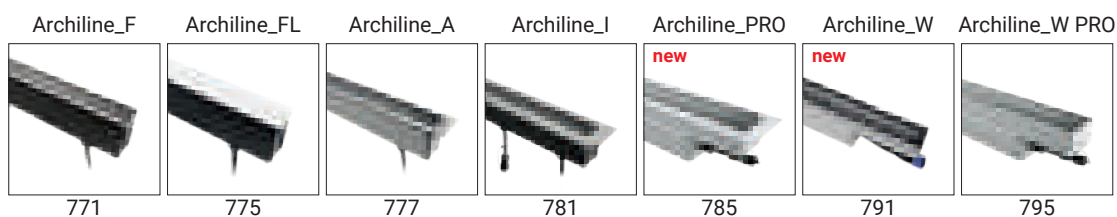
Paseo



Xenia




Archiline



Dirigo





Fylo+ Outdoor





Linear lights





linear lighting features

High-quality construction

The new linear light ranges feature:

- Very high-quality materials, including EN AW-6060 aluminium alloy, 316L stainless steel, tempered glass, and special silicone resins;
- Proven resistance to vibration, stress and impact, tolerating temperatures of -20C to +60C and other extremes of climate, overvoltage, electric discharge and moisture protection, and AquaStop® conductor waterproofing.



Less than two MacAdam steps

We choose the best manufacturers to ensure that LEDs maintain consistency of colour over time and within lighting projects. Our standard of quality is less than two MacAdam steps, meaning that differences between LEDs are not visible to the naked eye, and the LEDs are regarded as being of excellent quality.



MacAdam < 2




Chromatic inhomogeneity

Colour range

LEDs give you access to a wide range of colour temperatures, from warm white (2,700K) to daylight tones (5,000K), for total design versatility. As well as white light, the RGB range offers static or dynamic coloured effects, and the introduction of RGBW, in which white is separate from red, green and blue in the diode, lets you obtain the right mix for your project alongside a very pure white.


Perfect mixing





Performance for every need


Each family of lights includes different outputs to meet the largest possible range of requirements. Paseo, Xenia, Archiline and Archiline PRO offer a particularly wide selection. It's worth remembering that all linear lights can be dimmed using 1-10V, DALI, DMX and RDM protocols, using bidirectional communication to achieve total control of DMX parameters.



Optical range

The Linear Lights series offers specific products for every context, and lighting solutions that vary depending on the optics you choose. There are spots, narrow spots for small or very small angles, various floods, and diffuse and wall washer lights. The Elliptic 20°x50° gives an oval grazing wash for tall narrow walls, and Asymmetric provides a directional beam that washes the wall evenly.

ice-cut66



Extremely slender at only 10 millimetres thick, lightweight, and easy to install in any space, Ice-Cut66 can be used to create segmented light scenes or continuous lines, thanks to the cables exiting at the bottom of the light. This smart solution produces perfectly distributed intensity along the length of the light.

Materials

Translucent polycarbonate body

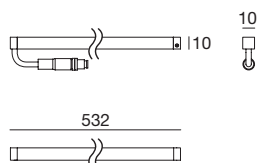


Linear lights

Ice-Cut66 | Linear profiles | 24V | topLED 12 W/m



RTG 96741W00



6 W - CRI 80

Opaline	96740	2700K	420 lm	M	General	00
		3000K	438 lm	W		
		4000K	478 lm	N		

Electronics

89179 ON/OFF 1 - 4 art.	89359 ON/OFF 1 - 8 art.	99331 ON/OFF 1 - 25 art.	99332 0/1-10V 1 - 25 art.	99722 DALI 1 - 20 art.

12 W - CRI 80

Opaline	96741	2700K	840 lm	M	General	00
		3000K	875 lm	W		
		4000K	956 lm	N		

Electronics

89179 ON/OFF 1 - 2 art.	89359 ON/OFF 1 - 4 art.	99331 ON/OFF 1 - 12 art.	99332 0/1-10V 1 - 12 art.	99722 DALI 1 - 10 art.

18 W - CRI 80

Opaline	96742	2700K	1260 lm	M	General	00
		3000K	1313 lm	W		
		4000K	1434 lm	N		

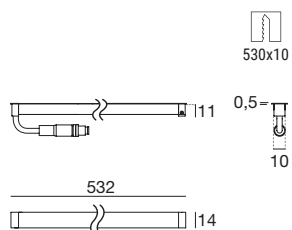

Electronics

89179 ON/OFF 1 art.	89359 ON/OFF 1 - 2 art.	99331 ON/OFF 1 - 7 art.	99332 0/1-10V 1 - 7 art.	99722 DALI 1 - 6 art.

Accessories

98398 2 x Fixing clips	99231 1 m Cable	99232 1 m Extension

Ice-Cut66_F | Linear profiles | 24V | topLED 12 W/m

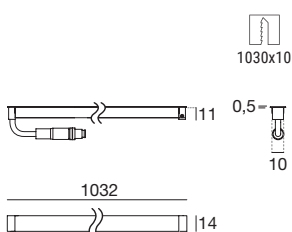


6 W - CRI 80

Opaline	81255	2700K	420 lm	M	General	00
		3000K	438 lm	W		
		4000K	478 lm	N		

Electronics

89179 ON/OFF 1 - 4 art.	89359 ON/OFF 1 - 8 art.	99331 ON/OFF 1 - 25 art.	99332 0/1-10V 1 - 25 art.	99722 DALI 1 - 20 art.

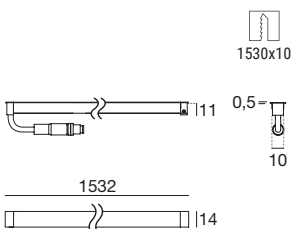


12 W - CRI 80

Opaline	81256	2700K	840 lm	M	General	00
		3000K	875 lm	W		
		4000K	956 lm	N		

Electronics

89179 ON/OFF 1 - 2 art.	89359 ON/OFF 1 - 4 art.	99331 ON/OFF 1 - 12 art.	99332 0/1-10V 1 - 12 art.	99722 DALI 1 - 10 art.



18 W - CRI 80

Opaline	81257	2700K	1260 lm	M	General	00
		3000K	1313 lm	W		
		4000K	1434 lm	N		


Electronics

89179 ON/OFF 1 art.	89359 ON/OFF 1 - 2 art.	99331 ON/OFF 1 - 7 art.	99332 0/1-10V 1 - 7 art.	99722 DALI 1 - 6 art.

Accessories

99231 1 m Cable	99232 1 m Extension

thin66






Thin66 emphasises the features of a building with its modern, minimalist profile. It can be installed on a wall or ceiling using the brackets or clips included. Equipped with IP66 quick cabling connectors, it comes with a dual cable (IN/OUT) with lateral output to create continuous line without disconnection between the bars. Also available in RGBW version.

Materials

Anodised aluminium body
Opalescent silicone resin coating

thin66 range



	Thin66	Thin66_RGBW
515 mm	6 W	9,6 W
1015 mm	12 W	19,2 W
1515 mm	18 W	28,8 W
2015 mm	24 W	38,4 W
Finish	<input type="checkbox"/>	<input type="checkbox"/>
topLED	2700K 3000K 4000K	RGBW 3000K
Optics	General	General
Driver 	On/Off 1-10V DALI	DMX

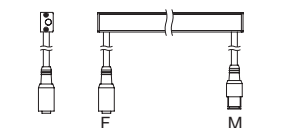
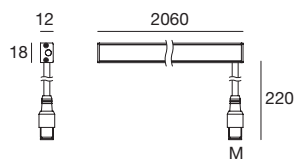
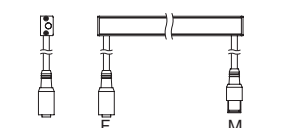
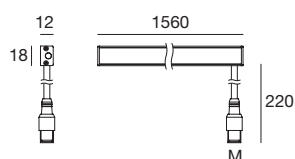
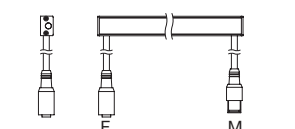
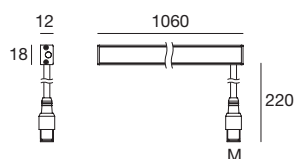
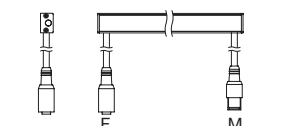
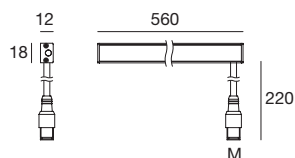




Thin66 | Linear profiles | 24V | topLED 12 W/m



INCLUDED



6 W - CRI 80

Anod. Al. M	81554	2700K	421 lm	M	General	00
Anod. Al. F + M	81562	3000K	439 lm	W		
		4000K	478 lm	N		

Electronics

89179 ON/OFF 1 - 4 art.	89359 ON/OFF 1 - 8 art.	99331 ON/OFF 1 - 25 art.	99332 0/1-10V 1 - 25 art.	99722 DALI 1 - 20 art.

12 W - CRI 80

Anod. Al. M	81555	2700K	841 lm	M	General	00
Anod. Al. F + M	81563	3000K	877 lm	W		
		4000K	956 lm	N		

Electronics

89179 ON/OFF 1 - 2 art.	89359 ON/OFF 1 - 4 art.	99331 ON/OFF 1 - 12 art.	99332 0/1-10V 1 - 12 art.	99722 DALI 1 - 10 art.

18 W - CRI 80

Anod. Al. M	81556	2700K	1261 lm	M	General	00
Anod. Al. F + M	81564	3000K	1315 lm	W		
		4000K	1434 lm	N		

Electronics

89179 ON/OFF 1 art.	89359 ON/OFF 1 - 2 art.	99331 ON/OFF 1 - 7 art.	99332 0/1-10V 1 - 7 art.	99722 DALI 1 - 6 art.

24 W - CRI 80

Anod. Al. M	81557	2700K	1681 lm	M	General	00
Anod. Al. F + M	81565	3000K	1753 lm	W		
		4000K	1912 lm	N		

Electronics

89179 ON/OFF 1 art.	89359 ON/OFF 1 - 2 art.	99331 ON/OFF 1 - 6 art.	99332 0/1-10V 1 - 6 art.	99722 DALI 1 - 5 art.

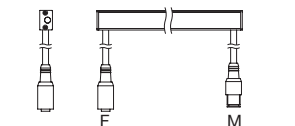
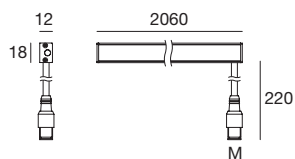
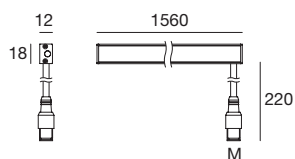
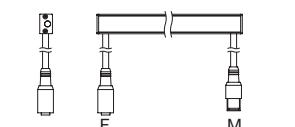
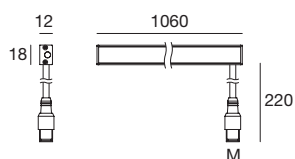
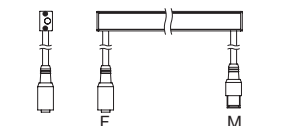
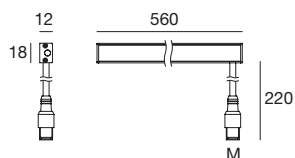
Cables

99216 1,5 m power cable F 4 pin M12	89190 5 m power cable F 4 pin M12	98437 1 m Extension for power cable M+F 4 pin M12	98149 5 m Extension for power cable M+F 4 pin M12	89188 10 m Extension for power cable M+F 4 pin M12
--------------------------------------------------	------------------------------------------------	-------------------------------------------------------------------	-------------------------------------------------------------------	--------------------------------------------------------------------

Thin66 RGBW | Linear profiles | 24V | topLED 19,2 W/m



INCLUDED



9,6 W

Anod. AL. M	81558	RGBW warm white	V	General	00
Anod. AL. F + M	81566				

Electronics

RF driver CV	DMX driver CV	DMX controllers	driver CV 24V	switching CV 24V
▶ 985	▶ 985	▶ 995	▶ 981-982	▶ 986-989

19,2 W

Anod. AL. M	81559	RGBW warm white	V	General	00
Anod. AL. F + M	81567				

Electronics

RF driver CV	DMX driver CV	DMX controllers	driver CV 24V	switching CV 24V
▶ 985	▶ 985	▶ 995	▶ 981-982	▶ 986-989

28,8 W

Anod. AL. M	81560	RGBW warm white	V	General	00
Anod. AL. F + M	81568				

Electronics

RF driver CV	DMX driver CV	DMX controllers	driver CV 24V	switching CV 24V
▶ 985	▶ 985	▶ 995	▶ 981-982	▶ 986-989

38,4 W

Anod. AL. M	81561	RGBW warm white	V	General	00
Anod. AL. F + M	81569				

Electronics

RF driver CV	DMX driver CV	DMX controllers	driver CV 24V	switching CV 24V
▶ 985	▶ 985	▶ 995	▶ 981-982	▶ 986-989

Cables

89362	89361
5 m power cable F 5 pin M12	10 m Extension for power cable M+F 5 pin M12

paseo



Paseo is a highly functional and versatile range of lights. Paseo_L, with a topLED source and antiglare and RGBW versions, is designed for positioning illumination. It has a range of optics, from flood to asymmetric and diffuse. Paseo_X has a powerLED source for high-output illumination, and is available with flood, medium flood, asymmetric, elliptic and diffuse optics and a wide selection of dimmer options in the standard and RGBW version.


Materials



Transparent or opalescent polycarbonate body



Linear lights

paseo range



	_L	_L Anti-glare	L_RGBW	_X	_X RGBW
512 mm	6 W	6 W	6 W	-	-
576 mm	-	-	-	7,5 W	7,5 W
1152 mm	13 W	13 W	13 W	15 W	15 W
1452 mm	19 W	19 W	19 W	-	-
Finish	<input type="checkbox"/>	<input type="checkbox"/>	<input type="checkbox"/>	<input type="checkbox"/>	<input type="checkbox"/>
topLED	2700K 3000K 4000K	2700K 3000K 4000K	RGBW	-	-
powerLED	-	-	-	2700K 3000K 4000K	RGBW+W
Optics	Medium Flood Asymmetric General	Medium Flood Asymmetric	General	Narrow Spot Spot MediumFlood Flood Elliptic Asymmetric General	Elliptic
Driver 	On/Off DALI	On/Off DALI	-	-	-
Driver 	On/Off	On/Off	DMX	On/Off 1-10 V DALI	DMX

Minimal size

The new Paseo models are even thinner and more versatile, with heights of 24 to 39 millimetres that adapt easily to any design need. Their very small size is combined with simple, minimalist aesthetics.

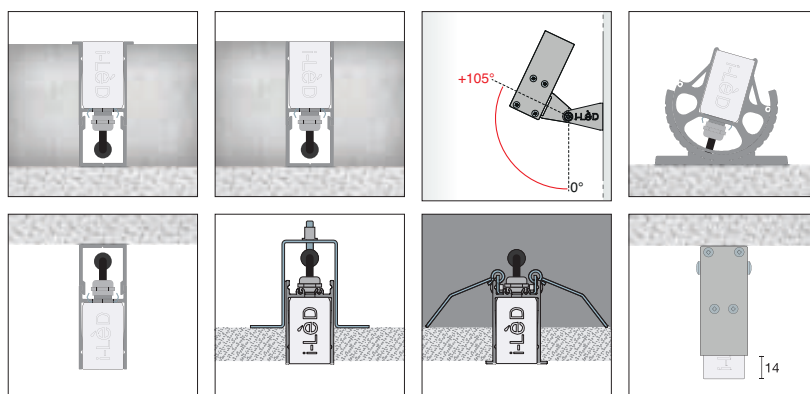
24 mm



Real sizes



The Paseo range comes with a wide choice of optics, lengths, colour temperatures, and controls. These include DALI and 1-10V, and RGBW DMX and RGB pixel for dynamic lighting management and spectacular architectural illumination. The housings and numerous accessories mean Paseo can be recessed or fitted to a wall, ceiling or floor.



Maximum protection

An electrostatic discharge occurs when, between two bodies that are close or at contact, there occurs a transfer of charges which could at times damage electronics and LED modules. Paseos with incorporated drivers come with an up to 4KV electrostatic discharge (ESD) protection.



Ultrasonic-welded caps offer perfect mechanical resistance and light continuity

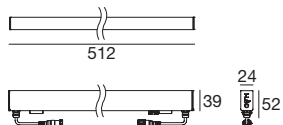
Thermoplastic PUR cables with IP67 quick coupling connectors made of M12 with 4 or 5 poles

Steel spring for safe coupling of the Paseo profile to the outer casing

Apparatus equipped TCS® valve, to avoid the formation of humidity in the profile



Paseo_L | Linear profiles | 24V | topLED 12 W/m

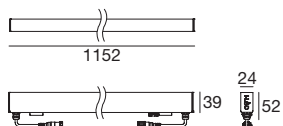


6 W - CRI 80

Transp.	97673	2700K	662 lm	M	Medium Flood	20
		3000K	720 lm	W	Asymmetric	07
		4000K	749 lm	N		
Opaline	81328	2700K	662 lm	M	General	00
		3000K	720 lm	W		
		4000K	749 lm	N		

Electronics

89179 ON/OFF 1 - 4 art.	89359 ON/OFF 1 - 8 art.	99331 ON/OFF 1 - 25 art.	99332 0/1-10V 1 - 25 art.	99722 DALI 1 - 20 art.

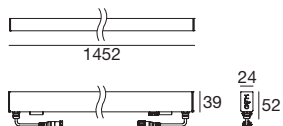


13 W - CRI 80

Transp.	97674	2700K	1208 lm	M	Medium Flood	20
		3000K	1313 lm	W	Asymmetric	07
		4000K	1365 lm	N		
Opaline	81329	2700K	1208 lm	M	General	00
		3000K	1313 lm	W		
		4000K	1365 lm	N		

Electronics

89179 ON/OFF 1 - 2 art.	89359 ON/OFF 1 - 4 art.	99331 ON/OFF 1 - 12 art.	99332 0/1-10V 1 - 12 art.	99722 DALI 1 - 10 art.



19 W - CRI 80

Transp.	97675	2700K	1913 lm	M	Medium Flood	20
		3000K	2079 lm	W	Asymmetric	07
		4000K	2162 lm	N		
Opaline	81330	2700K	1913 lm	M	General	00
		3000K	2079 lm	W		
		4000K	2162 lm	N		

Electronics

89179 ON/OFF 1 art.	89359 ON/OFF 1 - 2 art.	99331 ON/OFF 1 - 7 art.	99332 0/1-10V 1 - 7 art.	99722 DALI 1 - 6 art.

Cables

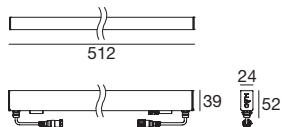
99216 1,5 m power cable F 4 pin M12	89190 5 m power cable F 4 pin M12	98437 1 m Extension for power cable M+F 4 pin M12	98149 5 m Extension for power cable M+F 4 pin M12	89188 10 m Extension for power cable M+F 4 pin M12
--------------------------------------------------	------------------------------------------------	-------------------------------------------------------------------	-------------------------------------------------------------------	--------------------------------------------------------------------

Installation accessories



Outer casings and fixing systems

Paseo_L ON/OFF | Linear profiles | 100-240 V | topLED

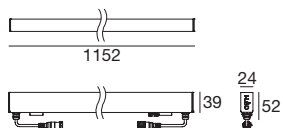


6 W DC - 6,6 W AC - CRI 80

Transp.	96150	2700K	662 lm	M	Medium Flood	20
		3000K	720 lm	W	Asymmetric	07
		4000K	749 lm	N		
Opaline	81331	2700K	662 lm	M	General	00
		3000K	720 lm	W		
		4000K	749 lm	N		

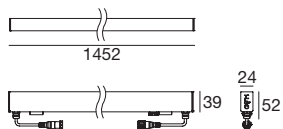


RTG **81332W00**



13 W DC - 13,2 W AC - CRI 80

Transp.	96151	2700K	1208 lm	M	Medium Flood	20
		3000K	1313 lm	W	Asymmetric	07
		4000K	1365 lm	N		
Opaline	81332	2700K	1208 lm	M	General	00
		3000K	1313 lm	W		
		4000K	1365 lm	N		



19 W DC - 21 W AC - CRI 80

Transp.	96152	2700K	1913 lm	M	Medium Flood	20
		3000K	2079 lm	W	Asymmetric	07
		4000K	2162 lm	N		
Opaline	81333	2700K	1913 lm	M	General	00
		3000K	2079 lm	W		
		4000K	2162 lm	N		

Cables

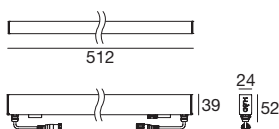
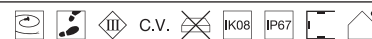
99216	89190	98437	98149	89188
1,5 m power cable F 4 pin M12	5 m power cable F 4 pin M12	1 m Extension for power cable M+F 4 pin M12	5 m Extension for power cable M+F 4 pin M12	10 m Extension for power cable M+F 4 pin M12

Installation accessories



Outer casings and fixing systems

Paseo_L Anti-glare | Linear profiles | 24V | topLED 12 W/m

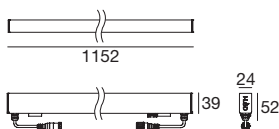


6 W - CRI 80

Transp. 94021	2700K	662 lm	M	Medium Flood	20
	3000K	720 lm	W	Asymmetric	07
	4000K	749 lm	N		

Electronics

89179 ON/OFF 1 - 4 art.	89359 ON/OFF 1 - 8 art.	99331 ON/OFF 1 - 25 art.	99332 0/1-10V 1 - 25 art.	99722 DALI 1 - 20 art.



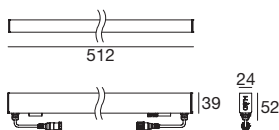

12 W - CRI 80

Transp. 94022	2700K	1208 lm	M	Medium Flood	20
	3000K	1313 lm	W	Asymmetric	07
	4000K	1365 lm	N		

Electronics

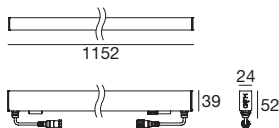
89179 ON/OFF 1 - 2 art.	89359 ON/OFF 1 - 4 art.	99331 ON/OFF 1 - 12 art.	99332 0/1-10V 1 - 12 art.	99722 DALI 1 - 10 art.

Paseo_L ON/OFF Anti-glare | Linear profiles | 100-240 V | topLED 12 W/m



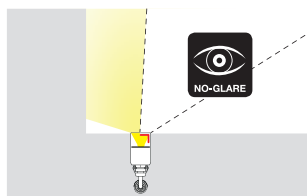
6,6 W - CRI 80

Transp. 93994	2700K	662 lm	M	Medium Flood	20
	3000K	720 lm	W	Asymmetric	07
	4000K	749 lm	N		



13,2 W - CRI 80

Transp. 93995	2700K	1208 lm	M	Medium Flood	20
	3000K	1313 lm	W	Asymmetric	07
	4000K	1365 lm	N		



Device equipped with Anti-glare profile for reducing direct glaring. The light emission intensity remains unvaried though.

Cables


99216 1,5 m power cable F 4 pin M12	89190 5 m power cable F 4 pin M12	98437 1 m Extension for power cable M+F 4 pin M12	98149 5 m Extension for power cable M+F 4 pin M12	89188 10 m Extension for power cable M+F 4 pin M12
--------------------------------------------------	------------------------------------------------	-------------------------------------------------------------------	-------------------------------------------------------------------	--------------------------------------------------------------------

Installation accessories



Outer casings and fixing systems

Paseo_L RGBW DMX 24V | Linear profiles | 24V | topLED 12 W/m

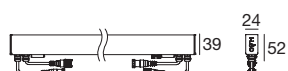



6 W - CRI 80

Opaline **81334** RGBW natural white **Q** General **00**
 RGBW warm white **V**

Electronics

- driver CV 24V
 981-982
- switching CV 24V
 986-989
- DMX controllers
 995
- 89564**
 DMX address
- 89365**
 DMX LINE
 Clouser 120 Ohm




13 W - CRI 80

Opaline **81335** RGBW natural white **Q** General **00**
 RGBW warm white **V**

Electronics

- driver CV 24V
 981-982
- switching CV 24V
 986-989
- DMX controllers
 995
- 89564**
 DMX address
- 89365**
 DMX LINE
 Clouser 120 Ohm



19 W - CRI 80

Opaline **81336** RGBW natural white **Q** General **00**
 RGBW warm white **V**

Electronics

- driver CV 24V
 981-982
- switching CV 24V
 986-989
- DMX controllers
 995
- 89564**
 DMX address
- 89365**
 DMX LINE
 Clouser 120 Ohm

Cables


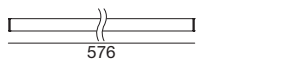
- | | | | | | |
|-----------------------------------------------|-----------------------------------------------|---------------------------------------------------|---------------------------------------------------|----------------------------------------------------|------------------------------|
| 99216 | 89190 | 98437 | 98149 | 89188 | 89189 |
| 1,5 m power cable
F 4 pin M12 | 5 m power cable
F 4 pin M12 | 1 m Extension
for power cable
M+F 4 pin M12 | 5 m Extension
for power cable
M+F 4 pin M12 | 10 m Extension
for power cable
M+F 4 pin M12 | 5 m DMX cable
M 5 pin M12 |
| 89186 | 98494 | 98493 | 98994 | 98993 | 89187 |
| 5 m DMX cable
M 5 pin M12 +
M 3 pin XLR | 5 m DMX cable
M 5 pin M12 +
F 3 pin XLR | 5 m DMX cable
M 5 pin M12 +
M 5 pin XLR | 1 m DMX extension
M+F | 5 m DMX extension
M+F | 10 m DMX extension
M+F |

Installation accessories




Outer casings and fixing systems

Paseo_X ON/OFF | Linear profiles | 100-240 V | powerLED



7 W DC - 7,7 W AC - CRI 80



Transp.	96196	2700K	970 lm	M	Narrow Spot	08
12 LEDs		3000K	1033 lm	W	Spot	15
		4000K	1105 lm	N	Medium Flood	30
					Flood	60
					Elliptic	25



17,3 W DC - 19,4 W AC - CRI 80


Transp.	96197	2700K	2392 lm	M	Narrow Spot	08
24 LEDs		3000K	2549 lm	W	Spot	15
		4000K	2726 lm	N	Medium Flood	30
					Flood	60
					Elliptic	25

Paseo_X 1-10 V | Linear profiles | 100-240 V | powerLED



7 W DC - 7,7 W AC - CRI 80

Transp.	97255	2700K	1056 lm	M	Narrow Spot	08
12 LEDs		3000K	1128 lm	W	Spot	15
		4000K	1212 lm	N	Medium Flood	30
					Flood	60
					Elliptic	25



17,3 W DC - 19,4 W AC - CRI 80

Transp.	97611	2700K	2112 lm	M	Narrow Spot	08
24 LEDs		3000K	2256 lm	W	Spot	15
		4000K	2424 lm	N	Medium Flood	30
					Flood	60
					Elliptic	25

Cables

99216	89190	98437	98149	89188	89362
1,5 m power cable F 4 pin M12	5 m power cable F 4 pin M12	1 m Extension for power cable M+F 4 pin M12	5 m Extension for power cable M+F 4 pin M12	10 m Extension for power cable M+F 4 pin M12	5 m 1-10V_DALI cable F 5 pin M12

89361


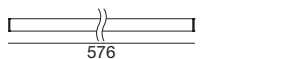

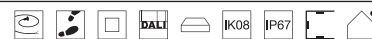
10 m 1-10V_
DALI extension
M+F 5 pin M12

Installation accessories




Outer casings and
fixing systems

Paseo_X DALI | Linear profiles | 100-240 V | powerLED 14 W/m



7 W DC - 7,7 W AC - CRI 80

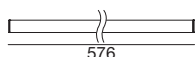
Transp.	97256	2700K	1056 lm	M	Narrow Spot	08
12 LEDs		3000K	1128 lm	W	Spot	15
		4000K	1212 lm	N	Medium Flood	30
					Flood	60
					Elliptic	25



17,3 W DC - 19,4 W AC - CRI 80


Transp.	97612	2700K	2112 lm	M	Narrow Spot	08
24 LEDs		3000K	2256 lm	W	Spot	15
		4000K	2424 lm	N	Medium Flood	30
					Flood	60
					Elliptic	25

Paseo_X RGBW DMX | Linear profiles | 90-264 V | powerLED 18 W/m



8 W DC - 9 W AC - CRI 80

Transp.	97247	RGBW natural white	Q	Elliptic	25
16 LEDs		RGBW warm white	V		



17 W DC - 19 W AC - CRI 80

Transp.	97609	RGBW natural white	Q	Elliptic	25
32 LEDs		RGBW warm white	V		

Cables

99216 1,5 m power cable F 4 pin M12	89190 5 m power cable F 4 pin M12	98437 1 m Extension for power cable M+F 4 pin M12	98149 5 m Extension for power cable M+F 4 pin M12	89188 10 m Extension for power cable M+F 4 pin M12	89189 5 m DMX cable M 5 pin M12
89186 5 m DMX cable M 5 pin M12 + M 3 pin XLR	98494 5 m DMX cable M 5 pin M12 + F 3 pin XLR	98493 5 m DMX cable M 5 pin M12 + M 5 pin XLR	98994 1 m DMX extension 1-10 V M+F	98993 5 m DMX extension 1-10 V M+F	89187 10 m DMX extension 1-10 V M+F
89362 5 m 1-10V_DALI cable F 5 pin M12	89361 10 m 1-10V_ DALI extension M+F 5 pin M12				

Installation accessories



Outer casings and fixing systems

Electronics



DMX controllers
995




89564
DMX
address



89365
DMX LINE
Clouser 120 Ohm


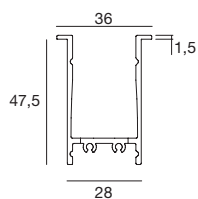




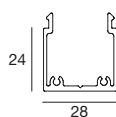
Paseo | Outer casing for floor-mounted recessed installation




Outer casing



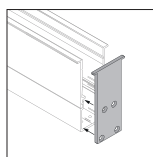
Cable gland



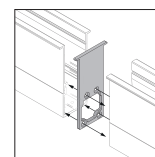
		Outer casing	Cable gland
Anod. AL.	513 mm x Paseo 512 mm	98355	98471
Anod. AL.	577 mm x Paseo 576 mm	98430	98472
Anod. AL.	1153 mm x Paseo 1152 mm	98356	98473
Anod. AL.	1453 mm x Paseo 1452 mm	98357	98474



Installation accessories




98876
2 x terminal caps for closing the profile.


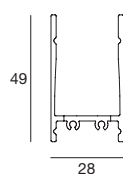


98553
Joining cap between the outer casings with hole for passing cables through

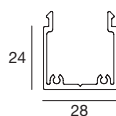
Paseo | Outer casing for floor-mounted or ceiling-mounted flushed installation



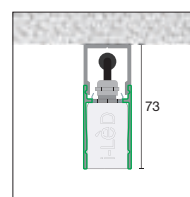

Outer casing



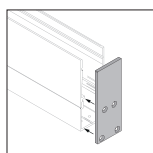
Cable gland



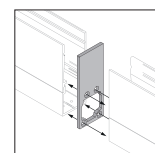
		Outer casing	Cable gland
Anod. AL.	513 mm x Paseo 512 mm	98467	98471
Anod. AL.	577 mm x Paseo 576 mm	98468	98472
Anod. AL.	1153 mm x Paseo 1152 mm	98469	98473
Anod. AL.	1453 mm x Paseo 1452 mm	98470	98474



Installation accessories

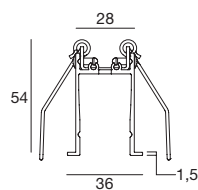



98466
2 x terminal caps for closing the profile.

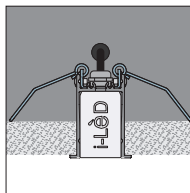


98554
Joining cap between the outer casings with hole for passing cables through 2 pieces

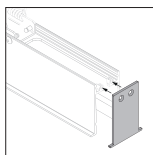
Paseo | Outer casing for installation on dropped ceiling with springs



Anod. Al.	513 mm x Paseo 512 mm	98374
Anod. Al.	577 mm x Paseo 576 mm	98435
Anod. Al.	1153 mm x Paseo 1152 mm	98375
Anod. Al.	1453 mm x Paseo 1452 mm	98376

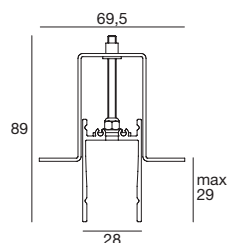



Installation accessories

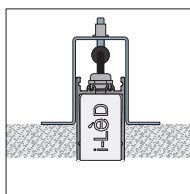


98465
2 x terminal caps for closing the profile.

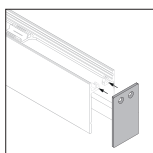
Paseo | Outer casing for flush-mounted installation on dropped ceiling



Anod. Al.	513 mm x Paseo 512 mm	98367
Anod. Al.	577 mm x Paseo 576 mm	98434
Anod. Al.	1153 mm x Paseo 1152 mm	98368
Anod. Al.	1453 mm x Paseo 1452 mm	98369

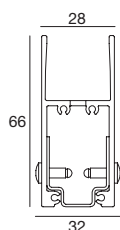



Installation accessories

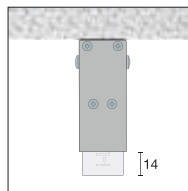


98464
2 x terminal caps for closing the profile.

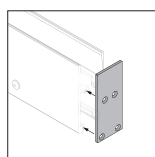
Paseo | Outer casing for "3D" ceiling-mounted installation



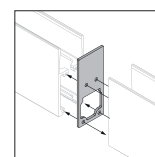
Anod. Al.	513 mm x Paseo 512 mm	98836
Anod. Al.	577 mm x Paseo 576 mm	98839
Anod. Al.	1153 mm x Paseo 1152 mm	98837
Anod. Al.	1453 mm x Paseo 1452 mm	98838



Installation accessories




98840
2 x terminal caps for closing the profile.

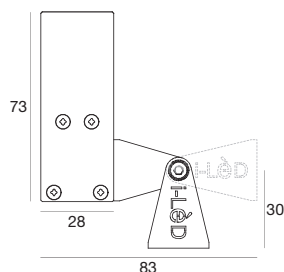


98841
Joining cap between the outer casings with hole for passing cables through

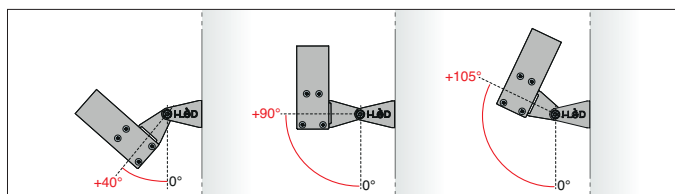
Paseo | Outer casing with bracket for wall-mounted installation



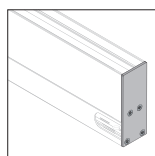
Outer casing



Anod. Al.	517 mm x Paseo 512 mm	98842
Anod. Al.	581 mm x Paseo 576 mm	98843
Anod. Al.	1157 mm x Paseo 1152 mm	98844
Anod. Al.	1457 mm x Paseo 1452 mm	98845




Installation accessories

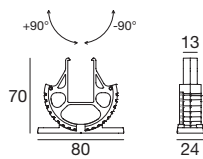


Included
2 x terminal caps for closing the profile.

Paseo | Orientable floor-standing fixing system




Orientable clips

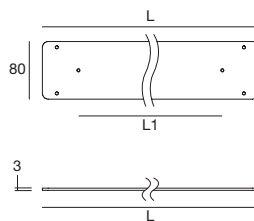


98771

Pair of fixing clips made of transparent polycarbonate so as not to alter the light emission of Paseo. Orientable accessory, allows to adjust the inclination of Paseo from +90° up to -90°.



Fixing base

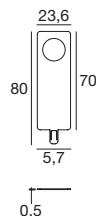


300 x 200 mm
Paseo 512 - 576 mm **98772**

950 x 850 mm
Paseo 1152 - 1452 mm **98773**

Possibility of using the independent plate (plate + clip + Paseo) as moveable support without fixing it to a surface (clips not included in codes 98772 - 98773).

Paseo | Extraction key



98475

Paseo extraction key is the tool you need to extract Paseo from the outer casing. Compatible with any type of Paseo outer casing.

xenia



OVP



TCS system

The new Xenia family comprises a very wide range of linear lights, with numerous configurations for every lighting need. They provide a high-performance solution for lighting professionals, offering reliable safety technology including OVP, ESD, TCS® and AcquaStop®. There is also a wide choice of topLED and powerLED outputs, and optics. The range is available in warm white, natural white, and RGBW versions.


Materials












Anodised 6060 aluminium alloy body



Linear lights

xenia lighting concept




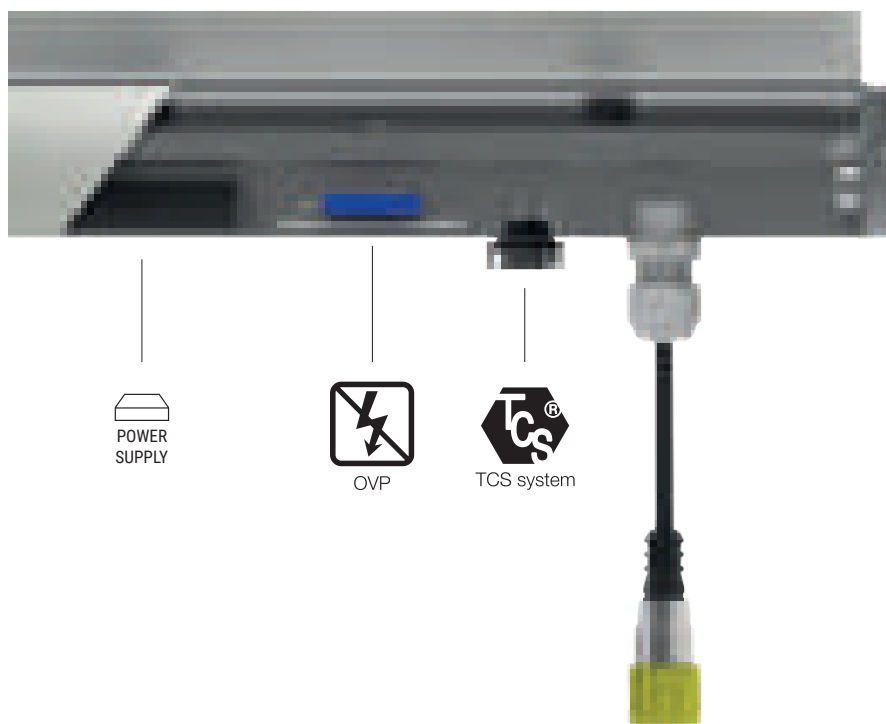
	_W 	_W Pro 	_A 	_AL 	_A Pro 
length	366-->1530	366-->1530	359-->1519	359-->1519	359-->1519
topLED	2700K 3000K 4000K RGBW+W RGBW+N	-	2700K 3000K 4000K RGBW+W RGBW+N	2700K 3000K 4000K	
powerLED	-	2700K 3000K 4000K -RGBW+W RGBW+N			2700K 3000K 4000K RGBW+W RGBW+N
Optics	Medium Flood Flood Wide Flood Asymmetric General	Narrow Spot Spot Medium Flood Flood Wide Flood Asymmetric General Elliptic	Medium Flood Flood Wide Flood Asymmetric General	General	Narrow Spot Spot Medium Flood Flood Wide Flood Asymmetric General Elliptic
Finish					
Driver 	On/Off DMX (RGBW)	On/Off 1-10 V DALI DMX (RGBW)	On/Off 1-10 V DALI DMX (RGBW)	On/Off	On/Off 1-10 V DALI DMX (RGBW)

High-quality construction

Xenia is made from very high-quality materials and components. Because of the ways in which they are used, these lights must be durable and able to maintain their performance in temperatures ranging from a glacial -20°C to a sultry +60°C. They are also highly corrosion resistant, thanks to their use of 6060 aluminium alloy and 10-micron anodisation.


Safety systems

We have developed a variety of corrosion protection technology to maximise the lifespan of our lights. They also have overtension and electrical discharge protection, TCS® to protect their circuits from moisture.




Wall-mounted versions

- Multiple fixing sizes for made-to-measure grazing installations
- Graduated body rotation
- Antiglare shade
- Five sizes, from 36 to 150 cm
- Optics: flood, medium flood, wide flood, asymmetric, general

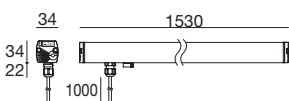
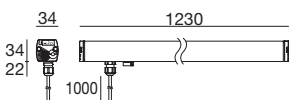
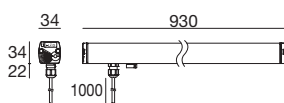
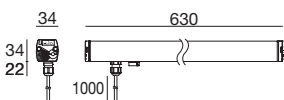
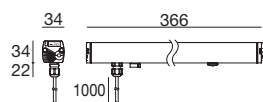


Recessed versions

- Extra-thin housing: frame only 3 mm thick
- Light and housing have no fixing caps, so multiple lights can be positioned in series to create continuous lines. The cap can then be placed at the end of the line and adapted to the housing so that the whole of the body is enclosed.
- Anti-glare shade (darklight)
- Five sizes, from 36 to 150 cm
- Optics: flood, medium flood, wide flood, asymmetric, general



Xenia_W | Linear profiles | 24V | topLED



6,5 W DC

Anod. Al.	93786	2700K 764 lm	M	Medium Flood	20
		3000K 801 lm	W	Flood	50
		4000K 838 lm	N	Wide Flood	90
				Asymmetric	07
				General	00

13 W DC

Anod. Al.	93825	2700K 1528 lm	M	Medium Flood	20
		3000K 1602 lm	W	Flood	50
		4000K 1676 lm	N	Wide Flood	90
				Asymmetric	07
				General	00

19,5 W DC

Anod. Al.	93828	2700K 2292 lm	M	Medium Flood	20
		3000K 2403 lm	W	Flood	50
		4000K 2514 lm	N	Wide Flood	90
				Asymmetric	07
				General	00

26 W DC

Anod. Al.	93829	2700K 3056 lm	M	Medium Flood	20
		3000K 3204 lm	W	Flood	50
		4000K 3352 lm	N	Wide Flood	90
				Asymmetric	07
				General	00

32,5 W DC

Anod. Al.	81696	2700K 3820 lm	M	Medium Flood	20
		3000K 4005 lm	W	Flood	50
		4000K 4190 lm	N	Wide Flood	90
				Asymmetric	07
				General	00

Steel fixing brackets

	46-67 mm	98949
	90 mm	89045
	150 mm	89046
	300 mm	89047

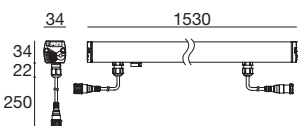
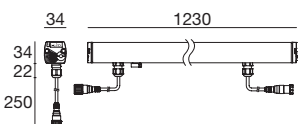
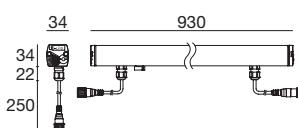
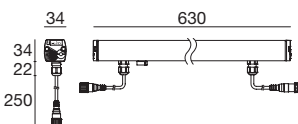
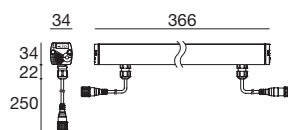
Anti-glaring accessory

	366 mm	98782
	630 mm	98783
	930 mm	98784
	1230 mm	98785
	1530 mm	99778

Electronics

	89179		89359		99331		99332		99722
ON/OFF	24 W	ON/OFF	48 W	ON/OFF	150 W	0/1-10V	150 W	DALI	120 W

Xenia_W ON/OFF | Linear profiles | 100-240V | topLED



6,5 W DC - 7,15 W AC

Anod. Al.	On/Off	93688	2700K	764 lm	M	Spot	20
			3000K	801 lm	W	Medium Flood	50
			4000K	838 lm	N	Flood	90
						Asymmetric	07
						General	00

13 W DC - 14,3 W AC

Anod. Al.	On/Off	93689	2700K	1528 lm	M	Spot	20
			3000K	1602 lm	W	Medium Flood	50
			4000K	1676 lm	N	Flood	90
						Asymmetric	07
						General	00

19,5 W DC - 21,5 W AC

Anod. Al.	On/Off	94020	2700K	2292 lm	M	Spot	20
			3000K	2403 lm	W	Medium Flood	50
			4000K	2514 lm	N	Flood	90
						Asymmetric	07
						General	00


26 W DC - 28,6 W AC

Anod. Al.	On/Off	94023	2700K	3056 lm	M	Spot	20
			3000K	3204 lm	W	Medium Flood	50
			4000K	3352 lm	N	Flood	90
						Asymmetric	07
						General	00


32,5 W DC - 35,8 W AC

Anod. Al.	On/Off	81695	2700K	3820 lm	M	Spot	20
			3000K	4005 lm	W	Medium Flood	50
			4000K	4190 lm	N	Flood	90
						Asymmetric	07
						General	00

Steel fixing brackets

	46-67 mm	98949
	90 mm	89045
	150 mm	89046
	300 mm	89047

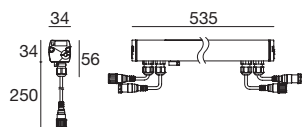
Anti-glaring accessory

	366 mm	98782
	630 mm	98783
	930 mm	98784
	1230 mm	98785
	1530 mm	99778

Cables

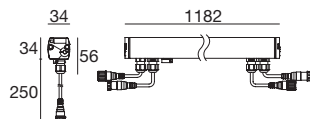
99216	89190	98437	98149	89188
1,5 m power cable F 4 pin M12	5 m power cable F 4 pin M12	1 m Extension for power cable M+F 4 pin M12	5 m Extension for power cable M+F 4 pin M12	10 m Extension for power cable M+F 4 pin M12

Xenia_W RGBW DMX | Linear profiles | 100-240V | topLED



12 W DC - 13 W AC

Anod. Al.	94054	RGBW natural white	Q	Medium Flood	20
		RGBW warm white	V	Flood	50
				Wide Flood	90
				Asymmetric	07
				General	00



22 W DC - 24 W AC

Anod. Al.	94057	RGBW natural white	Q	Medium Flood	20
		RGBW warm white	V	Flood	50
				Wide Flood	90
				Asymmetric	07
				General	00

Steel fixing brackets

	46-67 mm	98949
	90 mm	89045
	150 mm	89046
	300 mm	89047

Anti-glaring accessory

	535 mm	98953
	1182 mm	98952

Electronics

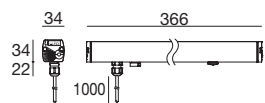
	89564	89365
DMX controllers	DMX address	DMX LINE Clouser 120 Ohm
	995	

Cables

99216	89190	98437	98149	89188	89189
1,5 m power cable F 4 pin M12	5 m power cable F 4 pin M12	1 m Extension for power cable M+F 4 pin M12	5 m Extension for power cable M+F 4 pin M12	10 m Extension for power cable M+F 4 pin M12	5 m DMX cable M 5 pin M12
89186	98494	98493	98994	98993	89187
5 m DMX cable M 5 pin M12 + M 3 pin XLR	5 m DMX cable M 5 pin M12 + F 3 pin XLR	5 m DMX cable M 5 pin M12 + M 5 pin XLR	1 m DMX extension M+F	5 m DMX extension M+F	10 m DMX extension M+F



Xenia_W | Linear profiles | powerLED



6 W DC

Anod. AL. 93690	2700K	703 lm	M	Narrow Spot	08
3 LEDs	3000K	703 lm	W	Medium Flood	20
	4000K	749 lm	N	Flood	50
				Wide Flood	90
			Elliptic	25	
			Asymmetric	07	

Electronics



99179
ON/OFF
1 - 2 art.



99186
ON/OFF
2 - 4 art.

12 W DC

Anod. AL. 93691	2700K	1406 lm	M	Narrow Spot	08
6 LEDs	3000K	1406 lm	W	Medium Flood	20
	4000K	1498 lm	N	Flood	50
				Wide Flood	90
			Elliptic	25	
			Asymmetric	07	

Electronics



99179
ON/OFF
1 art.



99186
ON/OFF
1 - 2 art.

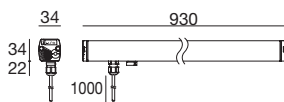
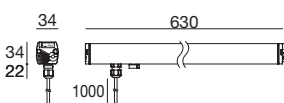
18 W DC

Anod. AL. 93755	2700K	2109 lm	M	Narrow Spot	08
9 LEDs	3000K	2109 lm	W	Medium Flood	20
	4000K	2247 lm	N	Flood	50
				Wide Flood	90
			Elliptic	25	
			Asymmetric	07	

Electronics



99186
ON/OFF
1 art.



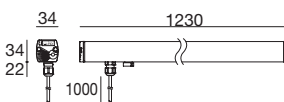
24 W DC

Anod. AL. 93785	2700K	2812 lm	M	Narrow Spot	08
12 LEDs	3000K	2812 lm	W	Medium Flood	20
	4000K	2996 lm	N	Flood	50
				Wide Flood	90
			Elliptic	25	
			Asymmetric	07	

Electronics



99186
ON/OFF
1 art.



Steel fixing brackets



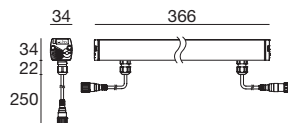
46-67 mm	98949
90 mm	89045
150 mm	89046
300 mm	89047

Anti-glaring accessory



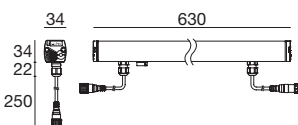
366 mm	98782
630 mm	98783
930 mm	98784
1230 mm	98785

Xenia_W | Linear profiles | 100-240V | powerLED



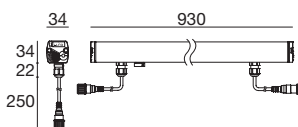
6 W DC - 7 W AC

Anod. AL	93594	2700K	703 lm	M	Narrow Spot	08
3 LEDs		3000K	703 lm	W	Medium Flood	20
		4000K	749 lm	N	Flood	50
					Wide Flood	90
					Elliptic	25
					Asymmetric	07



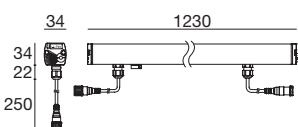
12 W DC - 13 W AC

Anod. AL	93595	2700K	1406 lm	M	Narrow Spot	08
6 LEDs		3000K	1406 lm	W	Medium Flood	20
		4000K	1498 lm	N	Flood	50
					Wide Flood	90
					Elliptic	25
					Asymmetric	07



18 W DC - 20 W AC

Anod. AL	93596	2700K	2109 lm	M	Narrow Spot	08
9 LEDs		3000K	2109 lm	W	Medium Flood	20
		4000K	2247 lm	N	Flood	50
					Wide Flood	90
					Elliptic	25
					Asymmetric	07



24 W DC - 26 W AC

Anod. AL	93605	2700K	2812 lm	M	Narrow Spot	08
12 LEDs		3000K	2812 lm	W	Medium Flood	20
		4000K	2996 lm	N	Flood	50
					Wide Flood	90
					Elliptic	25
					Asymmetric	07

Steel fixing brackets

	46-67 mm	98949
	90 mm	89045
	150 mm	89046
	300 mm	89047

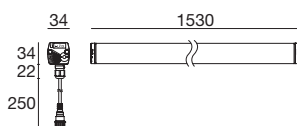
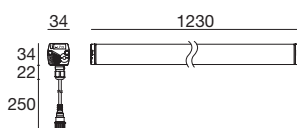
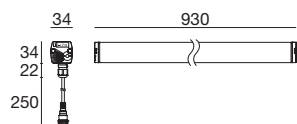
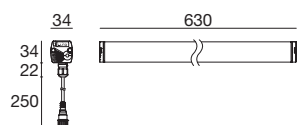
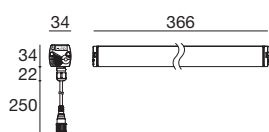
Anti-glaring accessory

	366 mm	98782
	630 mm	98783
	930 mm	98784
	1230 mm	98785

Cables

99216	89190	98437	98149	89188
1,5 m power cable F 4 pin M12	5 m power cable F 4 pin M12	1 m Extension for power cable M+F 4 pin M12	5 m Extension for power cable M+F 4 pin M12	10 m Extension for power cable M+F 4 pin M12

Xenia_W PRO | Linear profiles | 100-240V | powerLED



8 W DC - 9 W AC

Anod. Al.	On/Off	81702	2700K	956 lm	M	Narrow Spot	08
			3000K	1025 lm	W	Medium Flood	20
			4000K	1164 lm	N	Flood	50
						Wide Flood	90
						Elliptic	25
						Asymmetric	07

15,1 W DC - 17,1 W AC

Anod. Al.	On/Off	81703	2700K	1835 lm	M	Narrow Spot	08
Anod. Al.	1-10 V	81708	3000K	1964 lm	W	Medium Flood	20
			4000K	2238 lm	N	Flood	50
						Wide Flood	90
						Elliptic	25
						Asymmetric	07

23,1 W DC - 26,2 W AC

Anod. Al.	On/Off	81704	2700K	2753 lm	M	Narrow Spot	08
Anod. Al.	1-10 V	81709	3000K	2946 lm	W	Medium Flood	20
			4000K	3357 lm	N	Flood	50
						Wide Flood	90
						Elliptic	25
						Asymmetric	07

31,8 W DC - 35,4 W AC

Anod. Al.	On/Off	81705	2700K	3671 lm	M	Narrow Spot	08
Anod. Al.	1-10 V	81710	3000K	3928 lm	W	Medium Flood	20
			4000K	4476 lm	N	Flood	50
						Wide Flood	90
						Elliptic	25
						Asymmetric	07

37,4 W DC - 44 W AC

Anod. Al.	On/Off	81706	2700K	4588 lm	M	Narrow Spot	08
Anod. Al.	1-10 V	81711	3000K	4910 lm	W	Medium Flood	20
			4000K	5594 lm	N	Flood	50
						Wide Flood	90
						Elliptic	25
						Asymmetric	07

On/Off



1-10 V



Steel fixing brackets

46-67 mm	98949
90 mm	89045
150 mm	89046
300 mm	89047

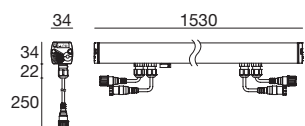
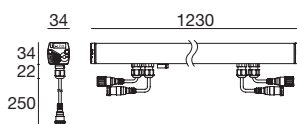
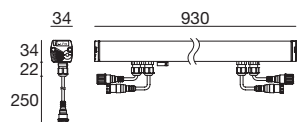
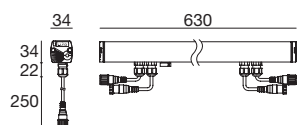
Anti-glaring accessory

366 mm	98782
630 mm	98783
930 mm	98784
1230 mm	98785
1530 mm	99778

Cables

99216	89190	98437	98149	89188
1,5 m power cable F 4 pin M12	5 m power cable F 4 pin M12	1 m Extension for power cable M+F 4 pin M12	5 m Extension for power cable M+F 4 pin M12	10 m Extension for power cable M+F 4 pin M12
89362	89361			
5 m 1-10V_DALI cable F 5 pin M12	10 m 1-10V_ DALI extension M+F 5 pin M12			

Xenia_W PRO DALI | Linear profiles | 190-250V | powerLED



8,4 W DC - 10,1 W AC

Anod. Al.	DALI	81713	2700K	1117 lm	M	Narrow Spot	08
			3000K	1200 lm	W	Medium Flood	20
			4000K	1274 lm	N	Flood	50
						Wide Flood	90
						Elliptic	25
						Asymmetric	07

12,8 W DC - 14,4 W AC

Anod. Al.	DALI	81714	2700K	1676 lm	M	Narrow Spot	08
			3000K	1800 lm	W	Medium Flood	20
			4000K	1911 lm	N	Flood	50
						Wide Flood	90
						Elliptic	25
						Asymmetric	07





17,1 W DC - 19,1 W AC

Anod. Al.	DALI	81715	2700K	2234 lm	M	Narrow Spot	08
			3000K	2400 lm	W	Medium Flood	20
			4000K	2549 lm	N	Flood	50
						Wide Flood	90
						Elliptic	25
						Asymmetric	07






21,4 W DC - 24 W AC

Anod. Al.	DALI	81716	2700K	2793 lm	M	Narrow Spot	08
			3000K	3000 lm	W	Medium Flood	20
			4000K	3186 lm	N	Flood	50
						Wide Flood	90
						Elliptic	25
						Asymmetric	07

Steel fixing brackets

	46-67 mm	98949
	90 mm	89045
	150 mm	89046
	300 mm	89047

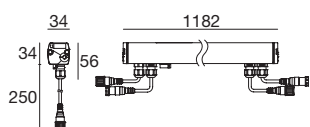
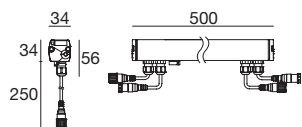
Anti-glaring accessory

	366 mm	98782
	630 mm	98783
	930 mm	98784
	1230 mm	98785
	1530 mm	99778

Cables

99216	89190	98437	98149	89188
1,5 m power cable F 4 pin M12	5 m power cable F 4 pin M12	1 m Extension for power cable M+F 4 pin M12	5 m Extension for power cable M+F 4 pin M12	10 m Extension for power cable M+F 4 pin M12
89362	89361			
5 m 1-10V_DALI cable F 5 pin M12	10 m 1-10V_ DALI extension M+F 5 pin M12			

Xenia_W Pro RGBW DMX | Linear profiles | 100-240V | powerLED



7,3 W DC - 8,5 W AC

Anod. Al.	93606	RGBW natural white	Q	Elliptic	25
	3 x 4 LEDs	RGBW warm white	V		

19,3 W DC - 22,6 W AC

Anod. Al.	93607	RGB	Q	Elliptic	25
	8 x 4 LEDs	RGBW warm white	V		

Steel fixing brackets

	46-67 mm 98949
	90 mm 89045
	150 mm 89046
	300 mm 89047

Anti-glaring accessory

	500 mm 98951
	1182 mm 98952

Electronics

	89564	89365
DMX controllers	DMX address	DMX LINE
995		Clouser 120 Ohm

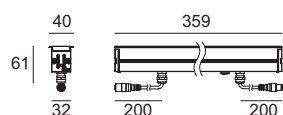

Cables

99216	89190	98437	98149	89188	89189
1,5 m power cable F 4 pin M12	5 m power cable F 4 pin M12	1 m Extension for power cable M+F 4 pin M12	5 m Extension for power cable M+F 4 pin M12	10 m Extension for power cable M+F 4 pin M12	5 m DMX cable M 5 pin M12
89186	98494	98493	98994	98993	89187
5 m DMX cable M 5 pin M12 + M 3 pin XLR	5 m DMX cable M 5 pin M12 + F 3 pin XLR	5 m DMX cable M 5 pin M12 + M 5 pin XLR	1 m DMX extension M+F	5 m DMX extension M+F	10 m DMX extension M+F



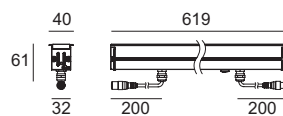
Linear lights

Xenia_A | Linear profiles | 24V | topLED 20 W /m



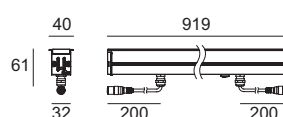
6,5 W DC

Anod. Al.	On/Off	81453	2700K	764 lm	M	Spot	20	
			3000K	801 lm	W	Medium Flood	50	
			4000K	838 lm	N	Flood	90	
							Asymmetric	07



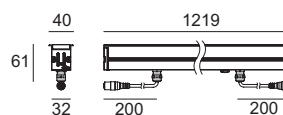
13 W DC

Anod. Al.	On/Off	81454	2700K	1528 lm	M	Spot	20	
			3000K	1602 lm	W	Medium Flood	50	
			4000K	1676 lm	N	Flood	90	
							Asymmetric	07



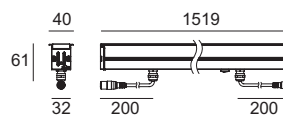
19,5 W DC

Anod. Al.	On/Off	81455	2700K	2292 lm	M	Spot	20	
			3000K	2403 lm	W	Medium Flood	50	
			4000K	2514 lm	N	Flood	90	
							Asymmetric	07



26 W DC

Anod. Al.	On/Off	81456	2700K	3056 lm	M	Spot	20	
			3000K	3204 lm	W	Medium Flood	50	
			4000K	3352 lm	N	Flood	90	
							Asymmetric	07



32,5 W DC

Anod. Al.	On/Off	81621	2700K	3820 lm	M	Spot	20	
			3000K	4005 lm	W	Medium Flood	50	
			4000K	4190 lm	N	Flood	90	
							Asymmetric	07

Outer casings

	360 mm	99761
	620 mm	99762
	920 mm	99763
	1220 mm	99764
	1520 mm	99765

2 x Line sealing caps

	99766
	99818

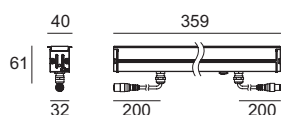
Cables

99216	89190	98437	98149	89188
1,5 m power cable F 4 pin M12	5 m power cable F 4 pin M12	1 m Extension for power cable M+F 4 pin M12	5 m Extension for power cable M+F 4 pin M12	10 m Extension for power cable M+F 4 pin M12

Electronics

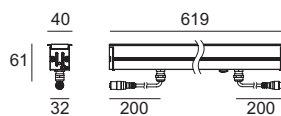
89179 ON/OFF 24 W	89359 ON/OFF 48 W	99331 ON/OFF 150 W	99332 0/1-10V 150 W	99722 DALI 120 W

Xenia_A | Linear profiles | 190-250V | topLED 20 W /m



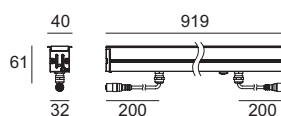
6,5 W DC - 7,15 W AC

Anod. Al.	On/Off	81457	2700K	764 lm	M	Spot	20
			3000K	801 lm	W	Medium Flood	50
			4000K	838 lm	N	Flood	90
						Asymmetric	07



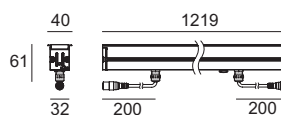
13 W DC - 14,3 W AC

Anod. Al.	On/Off	81458	2700K	1528 lm	M	Spot	20
			3000K	1602 lm	W	Medium Flood	50
			4000K	1676 lm	N	Flood	90
						Asymmetric	07



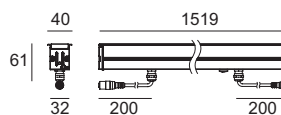
19,5 W DC - 21,5 W AC

Anod. Al.	On/Off	81459	2700K	2292 lm	M	Spot	20
			3000K	2403 lm	W	Medium Flood	50
			4000K	2514 lm	N	Flood	90
						Asymmetric	07



26 W DC - 28,6 W AC


Anod. Al.	On/Off	81460	2700K	3056 lm	M	Spot	20
			3000K	3204 lm	W	Medium Flood	50
			4000K	3352 lm	N	Flood	90
						Asymmetric	07





32,5 W DC - 35,8 W AC

Anod. Al.	On/Off	81622	2700K	3820 lm	M	Spot	20
			3000K	4005 lm	W	Medium Flood	50
			4000K	4190 lm	N	Flood	90
						Asymmetric	07

Outer casings

	360 mm	99761
	620 mm	99762
	920 mm	99763
	1220 mm	99764
	1520 mm	99765

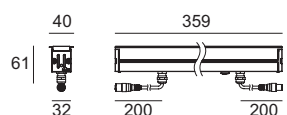
2 x Line sealing caps

	99766
	99818

Cables

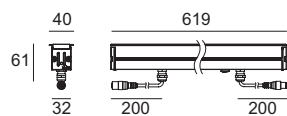
99216	89190	98437	98149	89188
1,5 m power cable F 4 pin M12	5 m power cable F 4 pin M12	1 m Extension for power cable M+F 4 pin M12	5 m Extension for power cable M+F 4 pin M12	10 m Extension for power cable M+F 4 pin M12

Xenia_AL | Linear profiles | 190-250V | topLED



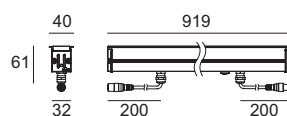
2 W DC - 3 W AC

Anod. Al.	On/Off	81461	2700K	336 lm	M	General	00
			3000K	348 lm	W		
			4000K	367 lm	N		



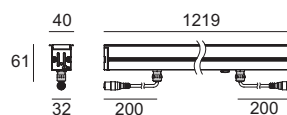
3,6 W DC - 5 W AC

Anod. Al.	On/Off	81462	2700K	605 lm	M	General	00
			3000K	626 lm	W		
			4000K	661 lm	N		



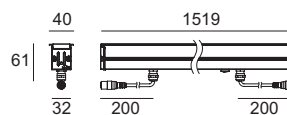
5,4 W DC - 7 W AC

Anod. Al.	On/Off	81463	2700K	907 lm	M	General	00
			3000K	939 lm	W		
			4000K	992 lm	N		



7,2 W DC - 9,4 W AC


Anod. Al.	On/Off	81464	2700K	1210 lm	M	General	00
			3000K	1252 lm	W		
			4000K	1322 lm	N		





9 W DC - 11,3 W AC

Anod. Al.	On/Off	81623	2700K	1513 lm	M	General	00
			3000K	1565 lm	W		
			4000K	1653 lm	N		

Outer casings

	360 mm	99761
	620 mm	99762
	920 mm	99763
	1220 mm	99764
	1520 mm	99765

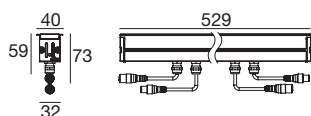

2 x Line sealing caps

	99766
	99818

Cables

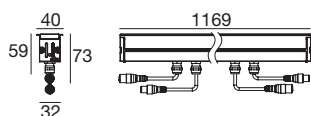
99216	89190	98437	98149	89188
1,5 m power cable F 4 pin M12	5 m power cable F 4 pin M12	1 m Extension for power cable M+F 4 pin M12	5 m Extension for power cable M+F 4 pin M12	10 m Extension for power cable M+F 4 pin M12

Xenia_A RGBW DMX | Linear profiles | 100-240V | topLED



12 W DC - 13 W AC

Anod. AL. 81939	RGBW natural white	Q	Medium Flood	20
	RGBW warm white	V	Flood	50
			Wide Flood	90
			Asymmetric	07
			General	00



22 W DC - 24 W AC

Anod. AL. 81940	RGBW natural white	Q	Medium Flood	20
	RGBW warm white	V	Flood	50
			Wide Flood	90
			Asymmetric	07
			General	00

Outer casings



530 mm **99820**

1170 mm **99821**

2 x Line sealing caps

99766

Ceiling-mounted recessed installation spring

99818

Cables

99216 1,5 m power cable F 4 pin M12	89190 5 m power cable F 4 pin M12	98437 1 m Extension for power cable M+F 4 pin M12	98149 5 m Extension for power cable M+F 4 pin M12	89188 10 m Extension for power cable M+F 4 pin M12	89189 5 m DMX cable M 5 pin M12
89186 5 m DMX cable M 5 pin M12 + M 3 pin XLR	98494 5 m DMX cable M 5 pin M12 + F 3 pin XLR	98493 5 m DMX cable M 5 pin M12 + M 5 pin XLR	98994 1 m DMX extension M+F	98993 5 m DMX extension M+F	89187 10 m DMX extension M+F

Electronics



DMX controllers
995

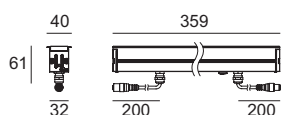



89564
DMX address



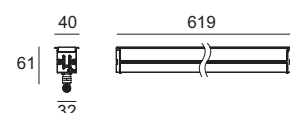
89365
DMX LINE
Clouser 120 Ohm

Xenia_A PRO | Linear profiles | 190-250V | powerLED



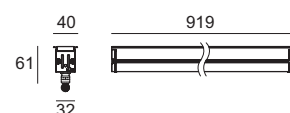
8 W DC - 9 W AC

Anod. Al.	On/Off	81465	2700K	956 lm	M	Narrow Spot	08
			3000K	1025 lm	W	Medium Flood	20
			4000K	1164 lm	N	Flood	50
						Wide Flood	90
						Elliptic	25
						Asymmetric	07



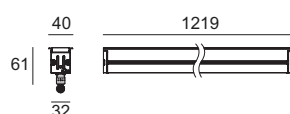
15,1W DC - 17,1 W AC

Anod. Al.	On/Off	81466	2700K	1835 lm	M	Narrow Spot	08
Anod. Al.	1-10 V	81682	3000K	1964 lm	W	Medium Flood	20
			4000K	2238 lm	N	Flood	50
						Wide Flood	90
						Elliptic	25
						Asymmetric	07



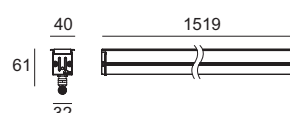
23,1 W DC - 26,2 W AC

Anod. Al.	On/Off	81467	2700K	2753 lm	M	Narrow Spot	08
Anod. Al.	1-10 V	81683	3000K	2946 lm	W	Medium Flood	20
			4000K	3357 lm	N	Flood	50
						Wide Flood	90
						Elliptic	25
						Asymmetric	07



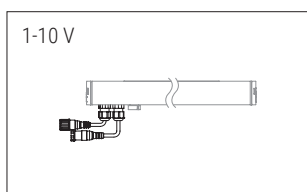
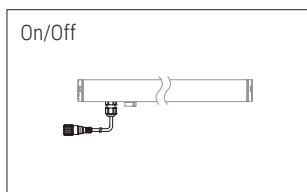
31,8 W DC - 35,4 W AC

Anod. Al.	On/Off	81468	2700K	3671 lm	M	Narrow Spot	08
Anod. Al.	1-10 V	81684	3000K	3928 lm	W	Medium Flood	20
			4000K	4476 lm	N	Flood	50
						Wide Flood	90
						Elliptic	25
						Asymmetric	07



37,4 W DC - 44 W AC

Anod. Al.	On/Off	81624	2700K	4588 lm	M	Narrow Spot	08
Anod. Al.	1-10 V	81685	3000K	4910 lm	W	Medium Flood	20
			4000K	5594 lm	N	Flood	50
						Wide Flood	90
						Elliptic	25
						Asymmetric	07



Outer casings

360 mm	99761
620 mm	99762
920 mm	99763
1220 mm	99764
1520 mm	99765

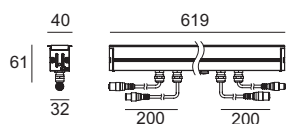
2 x Line sealing caps

99766
99818

Cables

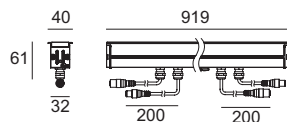
99216	89190	98437	98149	89188
1,5 m power cable F 4 pin M12	5 m power cable F 4 pin M12	1 m Extension for power cable M+F 4 pin M12	5 m Extension for power cable M+F 4 pin M12	10 m Extension for power cable M+F 4 pin M12
89362	89361			
5 m 1-10V_DALI cable F 5 pin M12	10 m 1-10V_ DALI extension M+F 5 pin M12			

Xenia_A PRO DALI | Linear profiles | 190-250V | powerLED



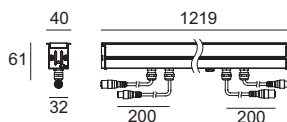
8,4 W DC - 10,1 W AC

Anod. Al.	DALI	81687	2700K	1117 lm	M	Narrow Spot	08
			3000K	1200 lm	W	Medium Flood	20
			4000K	1274 lm	N	Flood	50
						Wide Flood	90
						Elliptic	25
						Asymmetric	07



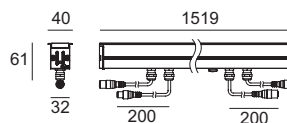
12,8 W DC - 14,4 W AC

Anod. Al.	DALI	81688	2700K	1676 lm	M	Narrow Spot	08
			3000K	1800 lm	W	Medium Flood	20
			4000K	1911 lm	N	Flood	50
						Wide Flood	90
						Elliptic	25
						Asymmetric	07



17,1 W DC - 19,1 W AC

Anod. Al.	DALI	81689	2700K	2234 lm	M	Narrow Spot	08
			3000K	2400 lm	W	Medium Flood	20
			4000K	2549 lm	N	Flood	50
						Wide Flood	90
						Elliptic	25
						Asymmetric	07



21,4 W DC - 24 W AC

Anod. Al.	DALI	81690	2700K	2793 lm	M	Narrow Spot	08
			3000K	3000 lm	W	Medium Flood	20
			4000K	3186 lm	N	Flood	50
						Wide Flood	90
						Elliptic	25
						Asymmetric	07

Outer casings

360 mm	99761
620 mm	99762
920 mm	99763
1220 mm	99764
1520 mm	99765

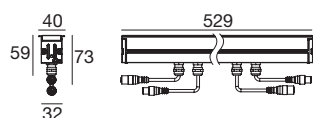

2 x Line sealing caps

	99766
Ceiling-mounted recessed installation spring	
	99818

Cables

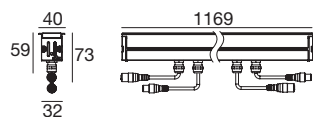
99216	89190	98437	98149	89188
1,5 m power cable F 4 pin M12	5 m power cable F 4 pin M12	1 m Extension for power cable M+F 4 pin M12	5 m Extension for power cable M+F 4 pin M12	10 m Extension for power cable M+F 4 pin M12
89362	89361			
5 m 1-10V_DALI cable F 5 pin M12	10 m 1-10V_ DALI extension M+F 5 pin M12			

Xenia_A Pro RGBW DMX | Linear profiles | 100-240V | powerLED



7,3 W DC - 8,5 W AC

Anod. AL. 81941	RGBW natural white	Q	Elliptic	25
3 x 4 LEDs	RGBW warm white	V		



19,3 W DC - 22,6 W AC

Anod. AL. 81942	RGB	Q	Elliptic	25
8 x 4 LEDs	RGBW warm white	V		

Outer casings



530 mm	99820
1170 mm	99821

2 x Line sealing caps



99766

Ceiling-mounted recessed installation spring



99818

Cables

99216 1,5 m power cable F 4 pin M12	89190 5 m power cable F 4 pin M12	98437 1 m Extension for power cable M+F 4 pin M12	98149 5 m Extension for power cable M+F 4 pin M12	89188 10 m Extension for power cable M+F 4 pin M12	89189 5 m DMX cable M 5 pin M12
89186 5 m DMX cable M 5 pin M12 + M 3 pin XLR	98494 5 m DMX cable M 5 pin M12 + F 3 pin XLR	98493 5 m DMX cable M 5 pin M12 + M 5 pin XLR	98994 1 m DMX extension M+F	98993 5 m DMX extension M+F	89187 10 m DMX extension M+F



archiline



Archiline is a linear outdoor light offering a high level of luminosity and flexibility. This extremely wide and competitive range is the result of many years' research. Each item is precision engineered using top-quality materials, and each Archiline family offers a range of outputs, with dedicated narrow, wide, elliptical and asymmetric wallwasher beams and optical compartments designed to ensure a uniquely pure beam, easyplug connectors for simpler installation, various dimmer protocols, a choice of monochrome warm and natural white or RGBW, with the colours being mixed in the optic.

Recessed model materials

Anodised 6060 aluminium alloy or AISI 316L stainless steel flange
Extra-clear tempered glass or white ceramic varnished tempered glass diffuser

Wall/ceiling model materials


Anodised 6060 aluminium alloy or AISI 316L stainless steel body
Extra-clear tempered glass diffuser




Linear lights







archiline range

Archiline_F



Archiline_FL











	_F	_F Anti-glaring	_F RGBW	_FL	_FL RGBW
321 mm	13 W	12 W	13 W	3,6 W	8,4 W
501 mm	20 W	20 W	22 W	6 W	13,6 W
1001 mm	40 W	40 W	44 W	12 W	24 W
Finish					
powerLED	2700K 3000K 4000K	2700K 3000K 4000K	RGBW+W RGBW+N	2700K 3000K 4000K	RGBW+W RGBW+N
Optics	Narrow S. Spot Medium Flood Flood Elliptic Asymmetric	Spot Medium Flood Flood Elliptic	Spot Medium Flood Flood Elliptic Asymmetric	General	General
Driver 	On/Off DALI	On/Off DALI	DMX	On/Off	DMX

Archiline_A



Archiline_I





	_A	_A Anti-glaring	_A RGBW	_I	_I Anti-glaring	_I RGBW
371 mm	13 W	12 W	13 W	-	-	-
375 mm	-	-	-	13 W	12 W	13 W
561 mm	20 W	20 W	22 W	-	-	-
565 mm	-	-	-	20 W	20 W	22 W
1051 mm	40 W	40 W	44 W	-	-	-
1065 mm	-	-	-	40 W	40 W	44 W
Finish						
powerLED	2700K 3000K 4000K	2700K 3000K 4000K	RGBW+W RGBW+N	2700K 3000K 4000K	2700K 3000K 4000K	RGBW+W RGBW+N
Optics	Narrow S. Spot Medium Fl. Flood Elliptic Asymmetric	Spot Medium Fl. Flood Elliptic	Spot Medium Fl. Flood Elliptic Asymmetric	Narrow S. Spot Medium Fl. Flood Elliptic Asymmetric	Spot Medium Fl. Flood Elliptic	Spot Medium Fl. Flood Elliptic Asymmetric
Driver 	On/Off DALI	On/Off DALI	DMX	On/Off DALI	On/Off DALI	DMX

High-quality construction

Archiline bodies are made from extruded 6060 aluminium alloy anodised to 10 microns.

These two processes provide superior passive heat dissipation and, most importantly, higher corrosion resistance.

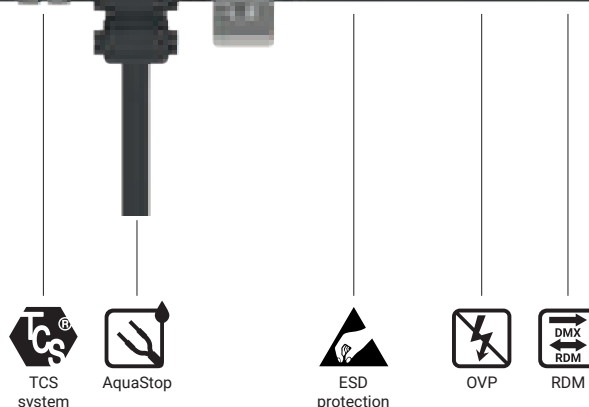

The caps are diecast.



Safety systems

We have developed a variety of corrosion protection technology to maximise the lifespan of our lights.

They also have overtension and electrical discharge protection, TCS® to shield their circuits from moisture, and AquaStop® water protection.



The range

The Archiline range comprises four subranges of recessed mountings.

- ARCHILINE_F: trimless with extra-clear 12-mm tempered glass and black-screenprinted optical compartment, with or without darklight or in RGBW. Designed for wall lighting, and can be placed in continuous lines.

- ARCHILINE_FL: trimless with extra-clear 12-mm tempered glass and white ceramic varnish, monochrome or RGBW versions. Designed for path marking in parks, squares, drives, and public spaces. Can be placed in continuous lines.

- ARCHILINE_A: 6060 aluminium alloy flange with extra-clear 12-mm tempered glass and black-screenprinted optical compartment, with or without darklight or in darklight+RGBW. Designed for wall lighting.

- ARCHILINE_J: AISI 316L stainless steel flange with extra-clear 12-mm tempered glass and black-screenprinted optical compartment, with or without darklight or in darklight+RGBW. Designed for wall lighting.




Optics

The Archiline range has optics for every type of design need.

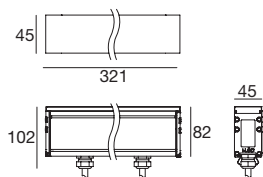
- SPOT and NARROW SPOT for accent lighting
- FLOOD and MEDIUM FLOOD for soft lighting of parts of walls
- ELLIPTIC 20°x50°, which projects an oval beam, ideal for grazing illumination of high and narrow walls
- ASYMMETRIC for a wallwasher effect.

Other features:

- Darklight versions, which section the beam by eliminating the direct component to the exterior and lighting only the wall
- Ability to create continuous lines without affecting the evenness of the light near the ends of each module. In the Archiline_F no-darklight versions, the diodes are arranged so as to maintain the same distance between each one, and between the last ones at each end.



Archiline_F | Linear profiles | 190-250V | powerLED 41 W/m



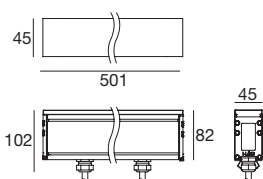
On/Off 14,5 W AC - DALI 13,5 W AC CRI80

Anod. Bk.	On/Off	92127	2700K	1686 lm	M	Narrow Spot	08
Anod. Bk.	DALI	81591	3000K	1686 lm	W	Spot	15
6 LEDs			4000K	1806 lm	N	Medium Flood	30
						Flood	60
						Elliptic	25
						Asymmetric	27

Installation accessories



98724
Outer casing



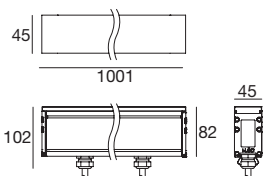
On/Off 22 W AC - DALI 20,5 W AC CRI80

Anod. Bk.	On/Off	92128	2700K	2529 lm	M	Narrow Spot	08
Anod. Bk.	DALI	81592	3000K	2529 lm	W	Spot	15
9 LEDs			4000K	2709 lm	N	Medium Flood	30
						Flood	60
						Elliptic	25
						Asymmetric	27

Installation accessories



98725
Outer casing



On/Off 44 W AC - DALI 41 W AC CRI80

Anod. Bk.	On/Off	92129	2700K	5058 lm	M	Narrow Spot	08
Anod. Bk.	DALI	81593	3000K	5058 lm	W	Spot	15
18 LEDs			4000K	5418 lm	N	Medium Flood	30
						Flood	60
						Elliptic	25
						Asymmetric	27

Installation accessories



98726
Outer casing

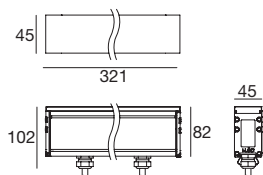
Cables On/Off

99057	98147	98146
2 m power supply cable F 3 pin	5 m extension M+F 3 pin	10 m extension M+F 3 pin

Cables DALI

99826	99822	99823	99824	99825
1 m Power cables power+DALI F 5 pin	5 m Power cable power+DALI F 5 pin	5 m Extension for power cable power+DALI M+F 5 pin	10 m Extension for power cable power+DAL M+F 5 pin I	5 m Extension for power cable power+DALI M+F 5 pin

Archiline_F Anti-glare | Linear profiles | 190-250V | powerLED 41 W/m



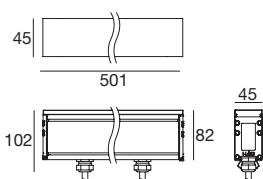
On/Off 13,5 W AC - DALI 12,5 W AC CRI80

Anod. Bk.	On/Off	92049	2700K	1716 lm	M	Spot	15
Anod. Bk.	DALI	81594	3000K	1716 lm	W	Medium Flood	30
11 LEDs			4000K	1837 lm	N	Flood	60
						Elliptic	25

Installation accessories



98724
Outer casing



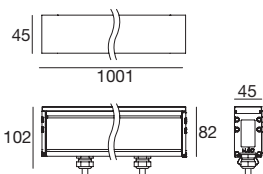
On/Off 22 W AC - DALI 20,5 W AC CRI80

Anod. Bk.	On/Off	92050	2700K	2808 lm	M	Spot	15
Anod. Bk.	DALI	81595	3000K	2808 lm	W	Medium Flood	30
18 LEDs			4000K	3006 lm	N	Flood	60
						Elliptic	25

Installation accessories



98725
Outer casing



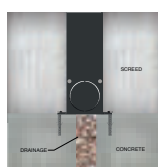
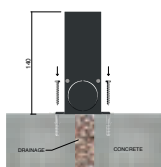
On/Off 43,5 W AC - DALI 41 W AC CRI80

Anod. Bk.	On/Off	92051	2700K	5616 lm	M	Spot	15
Anod. Bk.	DALI	81596	3000K	5616 lm	W	Medium Flood	30
36 LEDs			4000K	6012 lm	N	Flood	60
						Elliptic	25

Installation accessories



98726
Outer casing



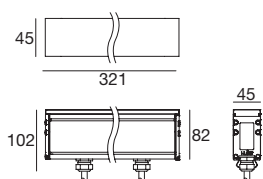
Cables On/Off

99057	98147	98146
2 m power supply cable F 3 pin	5 m extension M+F 3 pin	10 m extension M+F 3 pin

Cables DALI

99826	99822	99823	99824	99825
1 m Power cables power+DALI F 5 pin	5 m Power cable power+DALI F 5 pin	5 m Extension for power cable power+DALI M+F 5 pin	10 m Extension for power cable power+DAL M+F 5 pin I	5 m Extension for power cable power+DALI M+F 5 pin

Archiline_F RGBW DMX | Linear profiles | 190-250V | powerLED 49 W/m



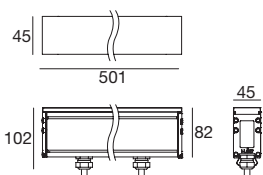
13,2 W DC - 14,5 W AC CRI80

Anod. Bk. 92083	RGBW natural white	Q	Spot	15
3 x 4 LEDs	RGBW warm white	V	Medium Flood	30
			Flood	60
			Elliptic	25
			Asymmetric	27

Installation accessories



98724
Outer casing



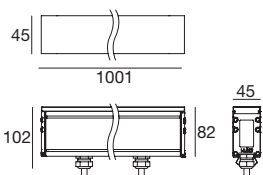
22 W DC - 24,5 W AC CRI80

Anod. Bk. 92084	RGBW natural white	Q	Spot	15
5 x 4 LEDs	RGBW warm white	V	Medium Flood	30
			Flood	60
			Elliptic	25
			Asymmetric	27

Installation accessories



98725
Outer casing



44 W DC - 49 W AC CRI80

Anod. Bk. 92093	RGBW natural white	Q	Spot	15
10 x 4 LEDs	RGBW warm white	V	Medium Flood	30
			Flood	60
			Elliptic	25
			Asymmetric	27

Installation accessories



98726
Outer casing

* For the following product, see the price list

Electronics

 DMX controllers 995	 99385 DMX/RDM address	 Splitter ALLinONE Start & Contiuity 1008	 98986 DMX LINE Clouser 120 Ohm
----------------------------	----------------------------------------	----------------------------------------------------	-------------------------------------------------

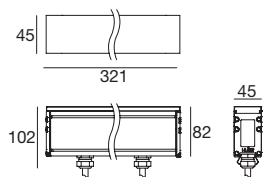
Cables power+DMX

98662	98663
1 m extension all in one power + DMX M+F 6 pin shield	5 m extension all in one power + DMX M+F 6 pin shield



Linear lights

Archiline_FL | Linear profiles | 190-250V | topLED 14 W/m



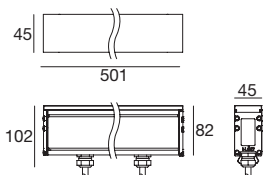
3,6 W DC - 4,5 W AC CRI80

Anod. Bk.	92138	3000K	483 lm	W	General	00
		4000K	504 lm	N		

Installation accessories



98724
Outer casing



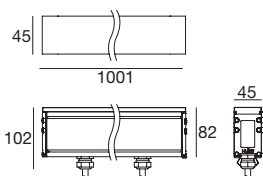
6 W DC - 7,3 W AC CRI80

Anod. Bk.	92139	3000K	828 lm	W	General	00
		4000K	864 lm	N		

Installation accessories



98725
Outer casing



12 W DC - 14,3 W AC

Anod. Bk.	92142	3000K	1656 lm	W	General	00
		4000K	1728 lm	N		

Installation accessories

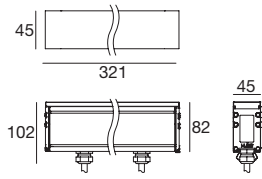


98726
Outer casing

Cables On/Off

99057	98147	98146
2 m power supply cable F 3 pin	5 m extension M+F 3 pin	10 m extension M+F 3 pin

Archiline_FL RGBW DMX | Linear profiles | 190-250V | topLED 25 W/m



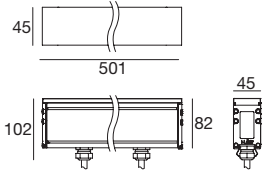
8,4 W DC - 10 W AC CRI80

Anod. Bk.	92143	RGBW natural white	Q	General	00
		RGBW warm white	V		

Installation accessories



98724
Outer casing



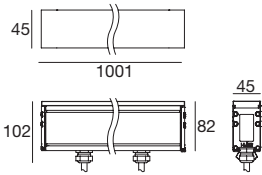
13,6 W DC - 16 W AC CRI80

Anod. Bk.	92144	RGBW natural white	Q	General	00
		RGBW warm white	V		

Installation accessories



98725
Outer casing



24 W DC - 25 W AC CRI80


Anod. Bk.	92145	RGBW natural white	Q	General	00
		RGBW warm white	V		

Installation accessories



98726
Outer casing

Electronics


DMX controllers
 995


99385
DMX/RDM
address

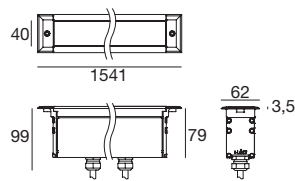
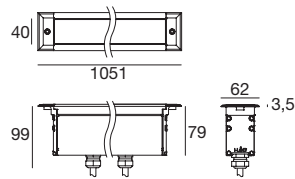
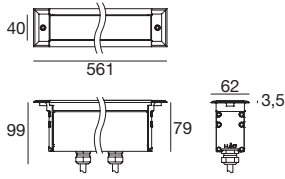
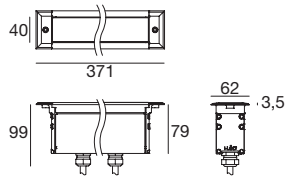

Splitter ALLinONE
Start & Continuity
 1008


98986
DMX LINE
Clouser 120 Ohm

Cables power+DMX

98662 1 m extension all in one power + DMX M+F 6 pin shield	98663 5 m extension all in one power + DMX M+F 6 pin shield
--------------------------------------------------------------------------------	--------------------------------------------------------------------------------

Archiline_A | Linear profiles | 190-250V | powerLED 44 W/m



On/Off 13,2 W AC - DALI 13,5 W AC CRI80

Anod. Al.	On/Off	92132	2700K	1686 lm	M	Narrow Spot	08
Anod. Al.	DALI	81603	3000K	1686 lm	W	Spot	15
6 LEDs			4000K	1806 lm	N	Medium Flood	30
						Flood	60
						Elliptic	25
						Asymmetric	27

Installation accessories



98671
Outer casing

On/Off 18,8 W AC - DALI 20,5 W AC CRI80

Anod. Al.	On/Off	92134	2700K	2529 lm	M	Narrow Spot	08
Anod. Al.	DALI	81604	3000K	2529 lm	W	Spot	15
9 LEDs			4000K	2709 lm	N	Medium Flood	30
						Flood	60
						Elliptic	25
						Asymmetric	27

Installation accessories



98672
Outer casing

On/Off 39,6 W AC - DALI 36,5 W AC CRI80

Anod. Al.	On/Off	92136	2700K	5058 lm	M	Narrow Spot	08
Anod. Al.	DALI	81605	3000K	5058 lm	W	Spot	15
18 LEDs			4000K	5418 lm	N	Medium Flood	30
						Flood	60
						Elliptic	25
						Asymmetric	27

Installation accessories



98673
Outer casing

On/Off 59 W AC - DALI 61,4 W AC CRI80

Anod. Al.	On/Off	81590	2700K	7171 lm	M	Narrow Spot	08
Anod. Al.	DALI	81606	3000K	7171 lm	W	Spot	15
27 LEDs			4000K	7667 lm	N	Medium Flood	30
						Flood	60
						Elliptic	25
						Asymmetric	27

Installation accessories



99760
Outer casing

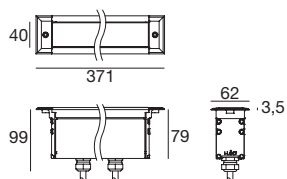
Cables On/Off

99057	98147	98146
2 m power supply cable F 3 pin	5 m extension M+F 3 pin	10 m extension M+F 3 pin

Cables DALI

99826	99822	99823	99824	99825
1 m Power cables power+DALI F 5 pin	5 m Power cable power+DALI F 5 pin	5 m Extension for power cable power+DALI M+F 5 pin	10 m Extension for power cable power+DAL M+F 5 pin I	5 m Extension for power cable power+DALI M+F 5 pin

Archiline_A Anti-glare | Linear profiles | 190-250V | powerLED 44 W/m



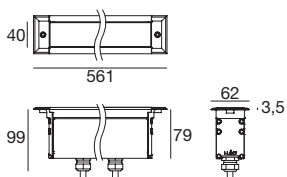
On/Off 12,1 W AC - DALI 12,5 W AC CRI80

Anod. Al.	On/Off	92052	2700K	1716 lm	M	Spot	15
Anod. Al.	DALI	81607	3000K	1716 lm	W	Medium Flood	30
11 LEDs			4000K	1837 lm	N	Flood	60
						Elliptic	25

Installation accessories



98671
Outer casing



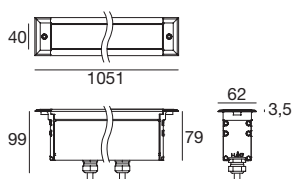
On/Off 19,8 W AC - DALI 20,5 W AC CRI80

Anod. Al.	On/Off	92054	2700K	2808 lm	M	Spot	15
Anod. Al.	DALI	81608	3000K	2808 lm	W	Medium Flood	30
18 LEDs			4000K	3006 lm	N	Flood	60
						Elliptic	25

Installation accessories



98672
Outer casing



On/Off 43,5 W AC - DALI 41 W AC CRI80

Anod. Al.	On/Off	92056	2700K	5616 lm	M	Spot	15
Anod. Al.	DALI	81609	3000K	5616 lm	W	Medium Flood	30
36 LEDs			4000K	6012 lm	N	Flood	60
						Elliptic	25

Installation accessories



98673
Outer casing

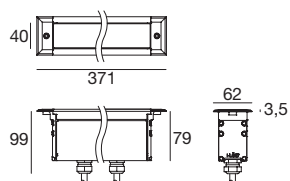
Cables On/Off

99057	98147	98146
2 m power supply cable F 3 pin	5 m extension M+F 3 pin	10 m extension M+F 3 pin

Cables DALI

99826	99822	99823	99824	99825
1 m Power cables power+DALI F 5 pin	5 m Power cable power+DALI F 5 pin	5 m Extension for power cable power+DALI M+F 5 pin	10 m Extension for power cable power+DAL M+F 5 pin l	5 m Extension for power cable power+DALI M+F 5 pin

Archiline_A RGBW DMX | Linear profiles | 190-250V | powerLED 49 W/m



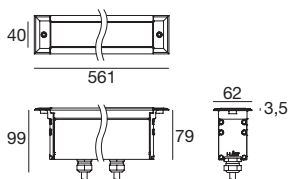
13,2 W DC - 14,5 W AC CRI80

Anod. Al.	92100	RGBW natural white	Q	Spot	15
	3 x 4 LEDs	RGBW warm white	V	Medium Flood	30
				Flood	60
				Elliptic	25
				Asymmetric	27

Installation accessories



98671
Outer casing



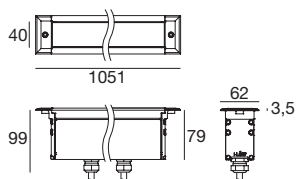
22 W DC - 24,5 W AC CRI80

Anod. Al.	92104	RGBW natural white	Q	Spot	15
	5 x 4 LEDs	RGBW warm white	V	Medium Flood	30
				Flood	60
				Elliptic	25
				Asymmetric	27

Installation accessories



98672
Outer casing



44 W DC - 49 W AC CRI80

Anod. Al.	92108	RGBW natural white	Q	Spot	15
	10 x 4 LEDs	RGBW warm white	V	Medium Flood	30
				Flood	60
				Elliptic	25
				Asymmetric	27

Installation accessories



98673
Outer casing

* For the following product, see the price list

Electronics

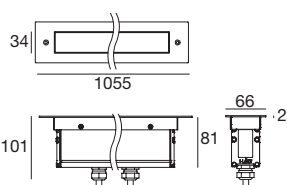
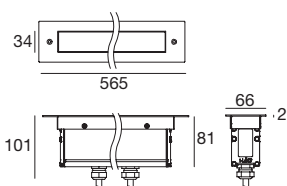
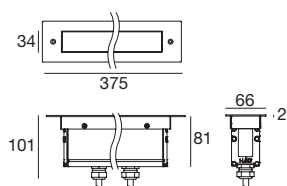
 DMX controllers 995	 99385 DMX/RDM address	 Splitter ALLinONE Start & Contiuity 1008	 98986 DMX LINE Clouser 120 Ohm
---------------------------------------------------------------------------------------------------------------	----------------------------------------------------------------------------------------------------------------------------	-----------------------------------------------------------------------------------------------------------------------------------------	--------------------------------------------------------------------------------------------------------------------------------------

Cables power+DMX

98662 1 m extension all in one power + DMX M+F 6 pin shield	98663 5 m extension all in one power + DMX M+F 6 pin shield
--------------------------------------------------------------------------------	--------------------------------------------------------------------------------



Archiline_I | Linear profiles | 190-250V | powerLED 44 W/m



On/Off 13,2 W AC - DALI 13,5 W AC CRI80

Steel	On/Off	92124	2700K	1686 lm	M	Narrow Spot	08	
Steel	DALI	81597	3000K	1686 lm	N	Spot	15	
6 LEDs			4000K	1806 lm	N	Medium Flood	30	
							Flood	60
							Elliptic	25
							Asymmetric	27

Installation accessories



98671
Outer casing

On/Off 19,8 W AC - DALI 20,5 W AC CRI80

Steel	On/Off	92125	2700K	2529 lm	M	Narrow Spot	08	
Steel	DALI	81598	3000K	2529 lm	N	Spot	15	
12 LEDs			4000K	2709 lm	N	Medium Flood	30	
							Flood	60
							Elliptic	25
							Asymmetric	27

Installation accessories



98672
Outer casing

On/Off 39,6 W AC - DALI 41 W AC CRI80

Steel	On/Off	92126	2700K	5058 lm	M	Narrow Spot	08	
Steel	DALI	81599	3000K	5058 lm	N	Spot	15	
18 LEDs			4000K	5418 lm	N	Medium Flood	30	
							Flood	60
							Elliptic	25
							Asymmetric	27

Installation accessories



98673
Outer casing

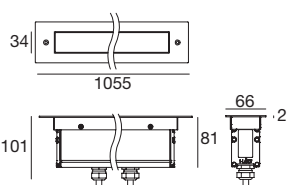
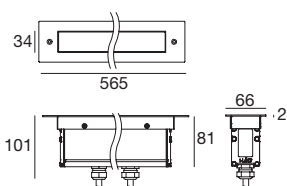
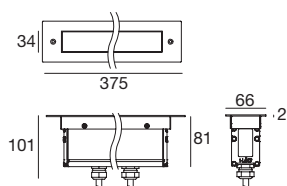
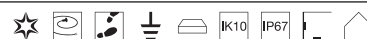
Cables On/Off

99057	98147	98146
2 m power supply cable F 3 pin	5 m extension M+F 3 pin	10 m extension M+F 3 pin

Cables DALI

99826	99822	99823	99824	99825
1 m Power cables power+DALI F 5 pin	5 m Power cable power+DALI F 5 pin	5 m Extension for power cable power+DALI M+F 5 pin	10 m Extension for power cable power+DAL M+F 5 pin I	5 m Extension for power cable power+DALI M+F 5 pin

Archiline_I Anti-glare | Linear profiles | 190-250V | powerLED 44 W/m



On/Off 12,1 W AC - DALI 12,5 W AC CRI80

Steel	On/Off	92046	2700K	1716 lm	M	Spot	15
Steel	DALI	81600	3000K	1716 lm	N	Medium Flood	30
		11 LEDs	4000K	1837 lm	N	Flood	60
						Elliptic	25

Installation accessories



98671
Outer casing

On/Off 19,8 W AC - DALI 20,5 W AC CRI80

Steel	On/Off	92047	2700K	2808 lm	M	Spot	15
Steel	DALI	81601	3000K	2808 lm	N	Medium Flood	30
		18 LEDs	4000K	3006 lm	N	Flood	60
						Elliptic	25

Installation accessories



98672
Outer casing

On/Off 39,6 W AC - DALI 41 W AC CRI80

Steel	On/Off	92048	2700K	5616 lm	M	Spot	15
Steel	DALI	81602	3000K	5616 lm	N	Medium Flood	30
		36 LEDs	4000K	6012 lm	N	Flood	60
						Elliptic	25

Installation accessories



98673
Outer casing

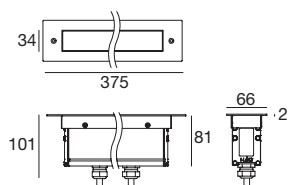
Cables On/Off

99057 2 m power supply cable F 3 pin	98147 5 m extension M+F 3 pin	98146 10 m extension M+F 3 pin
---------------------------------------------------	--------------------------------------------	---------------------------------------------

Cables DALI

99826 1 m Power cables power+DALI F 5 pin	99822 5 m Power cable power+DALI F 5 pin	99823 5 m Extension for power cable power+DALI M+F 5 pin	99824 10 m Extension for power cable power+DALI M+F 5 pin I	99825 5 m Extension for power cable power+DALI M+F 5 pin
-----------------------------------------------------------	----------------------------------------------------------	-----------------------------------------------------------------------------	--------------------------------------------------------------------------------	-----------------------------------------------------------------------------

Archiline_I RGBW DMX | Linear profiles | 190-250V | powerLED 49 W/m



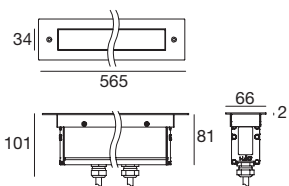
13,2 W DC - 14,5 W AC CRI80

Steel	92080	RGBW natural white	Q	Spot	15
	3 x 4 LEDs	RGBW warm white	V	Medium Flood	30
				Flood	60
				Elliptic	25
				Asymmetric	27

Installation accessories



98671
Outer casing



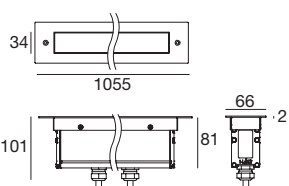
22 W DC - 24,5 W AC CRI80

Steel	92081	RGBW natural white	Q	Spot	15
	5 x 4 LEDs	RGBW warm white	V	Medium Flood	30
				Flood	60
				Elliptic	25
				Asymmetric	27

Installation accessories



98672
Outer casing



44 W DC - 49 W AC CRI80

Steel	92082	RGBW natural white	Q	Spot	15
	10 x 4 LEDs	RGBW warm white	V	Medium Flood	30
				Flood	60
				Elliptic	25
				Asymmetric	27

Installation accessories



98673
Outer casing

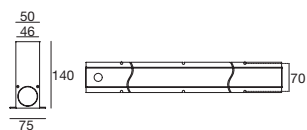
Electronics

			
DMX controllers ☐ 995	99385 DMX/RDM address	Splitter ALLinONE Start & Contiuity ☐ 1008	98986 DMX LINE Clouser 120 Ohm


Cables power+DMX

98662 1 m extension all in one power + DMX M+F 6 pin shield	98663 5 m extension all in one power + DMX M+F 6 pin shield
--------------------------------------------------------------------------------	--------------------------------------------------------------------------------

Archiline_F / _FL | Outer casing for frameless floor-mounted recessed installation



Anod. Bk.	322 mm x Archiline_F / _FL	98724
Anod. Bk.	513 mm x Archiline_F / _FL	98725
Anod. Bk.	1003 mm x Archiline_F / _FL	98726



These outer casings allow to create a continuous row of light

Anodisation

Anodisation is carried out in electrochemically controlled conditions, and creates a layer of oxide on the surface of the aluminium. This has excellent levels of adherence, compactness, hardness, and corrosion resistance.

Drive-over capability

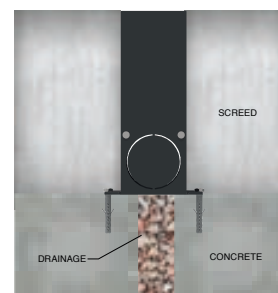
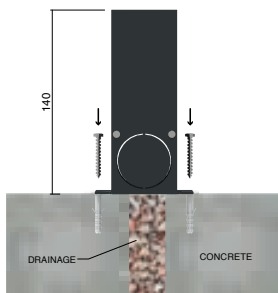
The housings of the Archiline_F and FL versions have tempered glass, 12-mm ceramic powder coating, and will support a weight of up to five tonnes.

Installation accessories

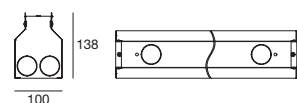


98957


The tool you need to extract Paseo from the Outer casing.



Archiline_A / _I | Outer casing for frameless floor-mounted recessed installation



Anod. Bk.	356 mm x Archiline_A / _I	98671
Anod. Bk.	546 mm x Archiline_A / _I	98672
Anod. Bk.	1036 mm x Archiline_A / _I	98673
Anod. Bk.	1526 mm x Archiline_A / _I	99760


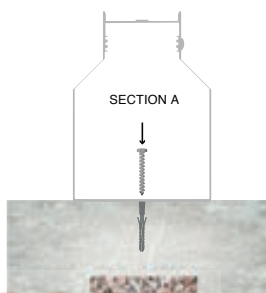


Galvanisation

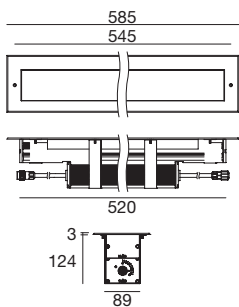
The housings of the Archiline_A and I versions are galvanised for improved corrosion resistance and durability.

Drive-over capability

The flange of the Archiline_A is integrated into the extrusion, forming a more durable single unit that can support a weight of up to 1.5 tonnes.



Archiline PRO_I | Linear profiles | 190-250V | powerLED 100 W/m



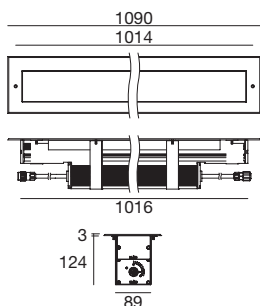
45,5 W DC - On/Off 50 W AC CRI80

Steel	81673	2700K	5243 lm	M	Spot	15
9 LEDs		3000K	5243 lm	W	Flood	30
		4000K	5660 lm	N	Medium Flood	60
					Elliptic	25
Steel	81677	2700K	5243 lm	M	Narrow Spot	06
9 LEDs		3000K	5243 lm	W		
		4000K	5660 lm	N		

Installation accessories



99771
Outer casing



90,9 W DC - On/Off 100 W AC CRI80

Steel	81674	2700K	10487 lm	M	Spot	15
18 LEDs		3000K	10487 lm	W	Flood	30
		4000K	11321 lm	N	Medium Flood	60
					Elliptic	25
Steel	81678	2700K	10487 lm	M	Narrow Spot	06
18 LEDs		3000K	10487 lm	W		
		4000K	11321 lm	N		

Installation accessories

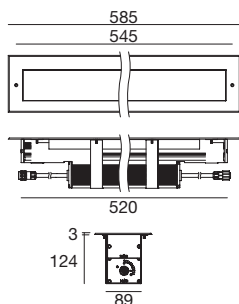


99772
Outer casing

Cables On/Off

99057	98147	98146
2 m power supply cable F 3 pin	5 m extension M+F 3 pin	10 m extension M+F 3 pin

Archiline PRO_I RGBW DMX | Linear profiles | 190-250V | powerLED 100 W/m



45,5 W DC - On/Off 50 W AC CRI80

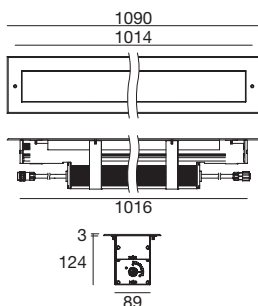
Steel	81675	RGBW natural white	Q	Spot	15
9 LEDs		RGBW warm white	V	Flood	30
				Medium Flood	60
				Elliptic	25

Steel	81679	RGBW natural white	Q	Narrow Spot	06
9 LEDs		RGBW warm white	V		

Installation accessories



99771
Outer casing



84 W DC - On/Off 90 W AC CRI80

Steel	81676	RGBW natural white	Q	Spot	15
18 LEDs		RGBW warm white	V	Flood	30
				Medium Flood	60
				Elliptic	25

Steel	81680	RGBW natural white	Q	Narrow Spot	06
18 LEDs		RGBW warm white	V		

Installation accessories



99830
Outer casing

Electronics

DMX controllers 995	99385 DMX/RDM address	Splitter ALLinONE Start & Continuity 1008	98986 DMX LINE Clouser 120 Ohm

Cables power+DMX

98662 1 m extension all in one power + DMX M+F 6 pin shield	98663 5 m extension all in one power + DMX M+F 6 pin shield
--------------------------------------------------------------------------------	--------------------------------------------------------------------------------





Linear lights

archiline_W range

Archiline_W



Archiline_W Pro



	_W	_W Anti-glaring	_W RGBW	_W Pro Anti-glaring Narrow Spot	_W Pro Anti-glaring RGBW Narrow Spot
320 mm	13 W	12 W	13 W	-	-
356 mm	-	-	-	35 W	28 W
515 mm	-	-	-	50 W	42 W
620 mm	24 W	24 W	26 W	-	-
920 mm	37,5 W	36 W	40 W	-	-
1000 mm	-	-	-	100 W	84 W
1220 mm	48,5 W	48,5 W	53 W	-	-
Finish	■	■	■	■	■
powerLED	3000K 4000K	3000K 4000K	RGBW+W RGBW+N	3000K 4000K	RGBW+W RGBW+N
Optics	Narrow Spot Spot Medium Flood Flood Elliptic Asymmetric	Spot Medium Flood Flood Elliptic	Spot Medium Flood Flood Elliptic Asymmetric	Spot Medium Flood Flood Elliptic	Spot Medium Flood Flood Elliptic
Driver ☰	On/Off DALI	On/Off DALI	DMX	On/Off	DMX

A wide range of applications

Archiline_W is a linear element for installation on the wall itself. It combines the functions of a spot with the shape and size of an outdoor bar.

The body is made from 10-micron- anodised 6060 extruded aluminium alloy.

Archiline_W has an adjustable graduated stainless steel bracket that fixes to a wall or ceiling, and the distance from the wall is also adjustable.



RGBW

The perfect mix


Combined-optic RGBW technology makes colour mixing better and more uniform. This takes place within the optics, using treated lenses optimised for maximum efficiency and high-performance RGBW LEDs. One diode combines pure warm or natural white and red, green and blue, mixing the colours better than traditional systems and creating an infinite variety of shades, as well as obtaining pure white without the influence of the RGB. The optical compartment is screenprinted in black, with dark-light screening giving perfect control over glare, sectioning the beam to eliminate the direct outward component and lighting only the wall.

Perfect mixing

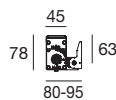
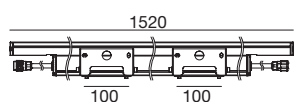
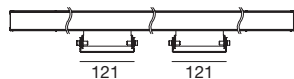
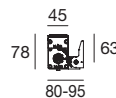
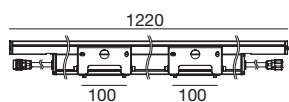
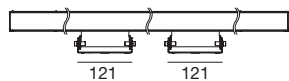
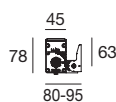
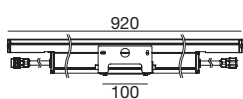
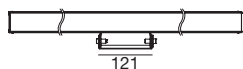
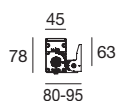
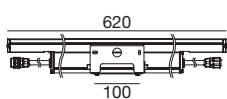
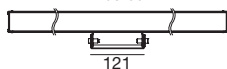
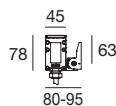
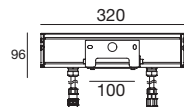
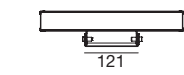


State-of-the-art engineering: Archiline_W PRO

The PRO version is the star of the Archiline range, made entirely from dedicated components, including the powerLED diode sources and extremely high-performance integrated drivers. Archiline_W PRO has an efficiency of 100 lm/W, developing a luminous flux of over 11,000 lumens per metre! It is therefore strongly recommended for very high walls, thanks partly to its optics covered with 5-mm extra-clear glass, black screenprinted edges and high-efficiency elliptical, narrow or flood beam. The 6-degree-optic version will project a beam to a height of 50 metres! Available in an ON/OFF or RGBW version with DMX dimmer protocol. In this model, the main tension and DMX signal both pass through the connector.



Archiline_W | Linear profiles | 190-250V | powerLED 44 W/m



On/Off 14,5 W AC - DALI 13,5 W AC CRI80

Anod. Al.	On/Off	92112	2700K	1686 lm	M	Narrow Spot	06	
Anod. Al.	DALI	81610	3000K	1686 lm	W	Spot	15	
6 LEDs			4000K	1806 lm	N	Medium Flood	30	
							Flood	60
							Elliptic	25
							Asymmetric	27

On/Off 27 W AC - DALI 25 W AC CRI80

Anod. Al.	On/Off	92114	2700K	3093 lm	M	Narrow Spot	06	
Anod. Al.	DALI	81611	3000K	3093 lm	W	Spot	15	
11 LEDs			4000K	3307 lm	N	Medium Flood	30	
							Flood	60
							Elliptic	25
							Asymmetric	27



98675
Anti-glare flaps

On/Off 41 W AC - DALI 38,7 W AC CRI80

Anod. Al.	On/Off	92118	2700K	4780 lm	M	Narrow Spot	06	
Anod. Al.	DALI	81612	3000K	4780 lm	W	Spot	15	
17 LEDs			4000K	5111 lm	N	Medium Flood	30	
							Flood	60
							Elliptic	25
							Asymmetric	27



98676
Anti-glare flaps

On/Off 53,5 W AC - DALI 50 W AC CRI80

Anod. Al.	On/Off	92120	2700K	6185 lm	M	Narrow Spot	06	
Anod. Al.	DALI	81613	3000K	6185 lm	W	Spot	15	
22 LEDs			4000K	6614 lm	N	Medium Flood	30	
							Flood	60
							Elliptic	25
							Asymmetric	27



98677
Anti-glare flaps

On/Off 65 W AC - DALI 61,6 W AC CRI80

Anod. Al.	On/Off	81513	2700K	7437 lm	M	Narrow Spot	06	
Anod. Al.	DALI	81614	3000K	7437 lm	W	Spot	15	
28 LEDs			4000K	7951 lm	N	Medium Flood	30	
							Flood	60
							Elliptic	25
							Asymmetric	27



99748
Anti-glare flaps

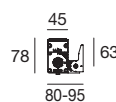
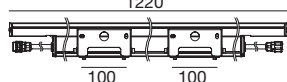
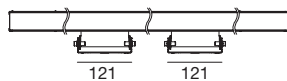
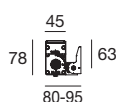
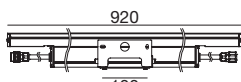
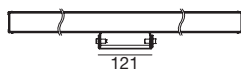
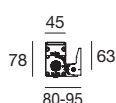
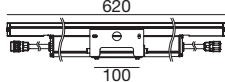
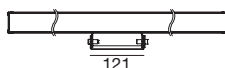
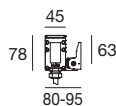
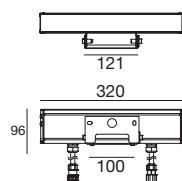
Cables On/Off

99057	98147	98146
2 m power supply cable F 3 pin	5 m extension M+F 3 pin	10 m extension M+F 3 pin

Cables DALI

99826	99822	99823	99824	99825
1 m Power cables power+DALI F 5 pin	5 m Power cable power+DALI F 5 pin	5 m Extension for power cable power+DALI M+F 5 pin	10 m Extension for power cable power+DAL M+F 5 pin I	5 m Extension for power cable power+DALI M+F 5 pin

Archiline_W Anti-glare DALI | Linear profiles | 190-250V | powerLED 44 W/m



On/Off 12,1 W AC - DALI 12,5 W AC CRI80

Anod. Al.	On/Off	92038	2700K	1686 lm	M	Spot	15
Anod. Al.	DALI	81615	3000K	1686 lm	W	Medium Flood	30
11 LEDs			4000K	1806 lm	N	Flood	60
						Elliptic	25

On/Off 24,3 W AC - DALI 25 W AC CRI80

Anod. Al.	On/Off	92040	2700K	3093 lm	M	Spot	15
Anod. Al.	DALI	81616	3000K	3093 lm	W	Medium Flood	30
22 LEDs			4000K	3307 lm	N	Flood	60
Accessories						Elliptic	25



98675
Anti-glare flaps

On/Off 36,4 W AC - DALI 37,5 W AC CRI80

Anod. Al.	On/Off	92042	2700K	4780 lm	M	Spot	15
Anod. Al.	DALI	81617	3000K	4780 lm	W	Medium Flood	30
33 LEDs			4000K	5111 lm	N	Flood	60
Accessories						Elliptic	25



98676
Anti-glare flaps

On/Off 48,5 W AC - DALI 50 W AC CRI80

Anod. Al.	On/Off	92044	2700K	6870 lm	M	Spot	15
Anod. Al.	DALI	81618	3000K	6870 lm	W	Medium Flood	30
44 LEDs			4000K	7346 lm	N	Flood	60
Accessories						Elliptic	25



98677
Anti-glare flaps

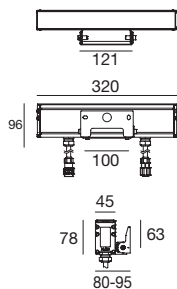
Cables On/Off

99057	98147	98146
2 m power supply cable F 3 pin	5 m extension M+F 3 pin	10 m extension M+F 3 pin

Cables DALI

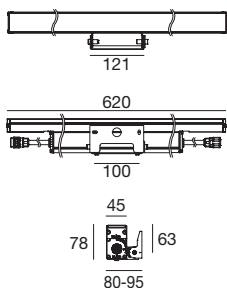
99826	99822	99823	99824	99825
1 m Power cables power+DALI F 5 pin	5 m Power cable power+DALI F 5 pin	5 m Extension for power cable power+DALI M+F 5 pin	10 m Extension for power cable power+DAL M+F 5 pin I	5 m Extension for power cable power+DALI M+F 5 pin

Archiline_W RGBW DMX | Linear profiles | 190-250V | powerLED 43 W/m



13,2 W DC - 14,5 W AC

Anod. AL	92070	RGBW natural white	Q	Spot	15
		RGBW warm white	V	Flood	30
				Medium Flood	60
				Elliptic	25
				Asymmetric	27

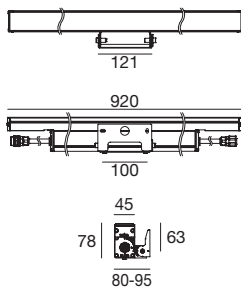


26,4 W DC - 29 W AC

Anod. AL	92072	RGBW natural white	Q	Spot	15
		RGBW warm white	V	Flood	30
				Medium Flood	60
				Elliptic	25
				Asymmetric	27



98675
Anti-glare flaps

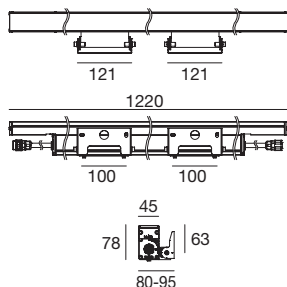


39,6 W DC - 43,5 W AC

Anod. AL	92074	RGBW natural white	Q	Spot	15
		RGBW warm white	V	Flood	30
				Medium Flood	60
				Elliptic	25
				Asymmetric	27



98676
Anti-glare flaps



52,8 W DC - 58 W AC

Anod. AL	92078	RGBW natural white	Q	Spot	15
		RGBW warm white	V	Flood	30
				Medium Flood	60
				Elliptic	25
				Asymmetric	27




98677
Anti-glare flaps

Electronics

			
DMX controllers 995	99385 DMX/RDM address	Splitter ALLinONE Start & Contiuity 1008	98986 DMX LINE Clouser 120 Ohm

Cables power+DMX

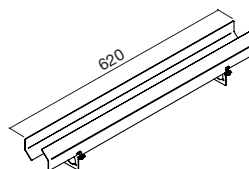
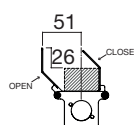
98662 1 m extension all in one power + DMX M+F 6 pin shield	98663 5 m extension all in one power + DMX M+F 6 pin shield
--------------------------------------------------------------------------------	--------------------------------------------------------------------------------



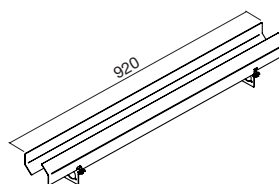
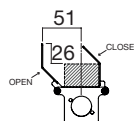
Flap

The flap fixture is made up of two directional flaps and it has been designed to shape light when the luminaire is used as a spotlight. Please note that light emission is not reduced, but shaped only. This accessory is made of black anodised aluminium.

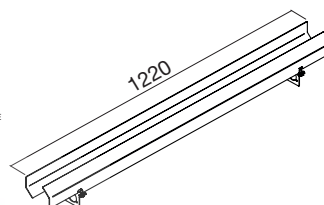
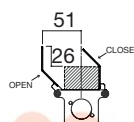
type	suitable for	
Anod.Bk.	Archiline_W 620 mm	98675



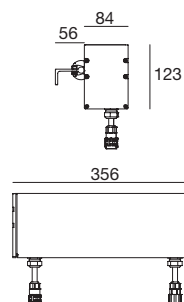

type	suitable for	
Anod.Bk.	Archiline_W 920 mm	98676



type	suitable for	
Anod.Bk.	Archiline_W 1220 mm	98677



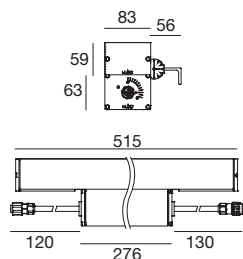
Archiline PRO_W | Linear profiles | 190-250V | powerLED 100 W/m



31,8 W DC - 35 W AC

Anod. Al.	90458	2700K	3629 lm	M	Spot	15
		3000K	3629 lm	W	Flood	30
		4000K	3917 lm	N	Elliptic	25

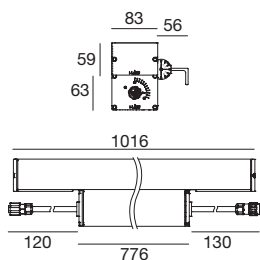
Anod. Al.	81447	2700K	3629 lm	M	Narrow Spot	06
		3000K	3629 lm	W		
		4000K	3917 lm	N		



45,5 W DC - 50 W AC

Anod. Al.	90460	2700K	5234 lm	M	Spot	15
		3000K	5243 lm	W	Flood	30
		4000K	5660 lm	N	Elliptic	25

Anod. Al.	81448	2700K	5234 lm	M	Narrow Spot	06
		3000K	5243 lm	W		
		4000K	5660 lm	N		



90,9 W DC - 100 W AC

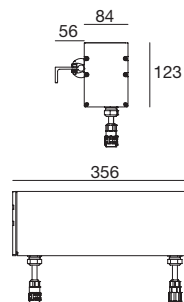

Anod. Al.	90461	2700K	10487 lm	M	Spot	15
		3000K	10487 lm	W	Flood	30
		4000K	11321 lm	N	Elliptic	25

Anod. Al.	81449	2700K	10487 lm	M	Narrow Spot	06
		3000K	10487 lm	W		
		4000K	11321 lm	N		

Cables On/Off

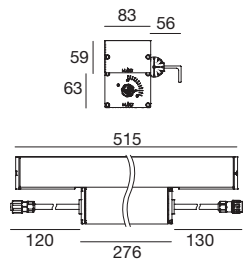
99057	98147	98146
2 m power supply cable F 3 pin	5 m extension M+F 3 pin	10 m extension M+F 3 pin

Archiline PRO_W RGBW DMX | Linear profiles | 190-250V | powerLED 84 W/m



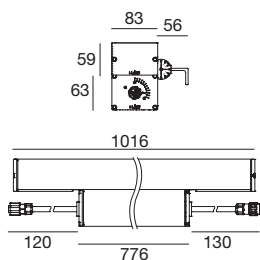
25,5 W DC - 28 W AC

Steel	90459	RGBW natural white	Q	Spot	15
		RGBW warm white	V	Flood	30
				Medium Flood	45
				Elliptic	25
Steel	81450	RGBW natural white	Q	Narrow Spot	06
		RGBW warm white	V		



38 W DC - 42 W AC

Steel	90462	RGBW natural white	Q	Spot	15
		RGBW warm white	V	Flood	30
				Medium Flood	45
				Elliptic	25
Steel	81451	RGBW natural white	Q	Narrow Spot	06
		RGBW warm white	V		



76,3 W DC - 84 W AC

Steel	90463	RGBW natural white	Q	Spot	15
		RGBW warm white	V	Flood	30
				Medium Flood	45
				Elliptic	25
Steel	81452	RGBW natural white	Q	Narrow Spot	06
		RGBW warm white	V		

Electronics

DMX controllers 995	99385 DMX/RDM address	Splitter ALLinONE Start & Contiuity 1008	98986 DMX LINE Clouser 120 Ohm

Cables power+DMX

98662 1 m extension all in one power + DMX M+F 6 pin shield	98663 5 m extension all in one power + DMX M+F 6 pin shield
--------------------------------------------------------------------------------	--------------------------------------------------------------------------------





dirigo



The Dirigo series is a new lighting concept for outdoor spaces. Available as single elements or modules to create continuous lines, it is a ground profile designed to illuminate walkways and other foot traffic areas, and be placed along paths and walls to mark out routes. It can be safely walked on, and its distinctive and award-winning design features a hidden light source that creates controlled, ground-hugging and glare-free illumination.

Materials

Aluminium or AISI 316L stainless steel body




dirigo lighting concept

Concept

Invisible during the day. Main actor during the night.
Dirigo creates lighting paths through an elegant opposite plans game, hiding the source. Its peculiar profile's section makes the fixture compact and solid, perfectly integrated in all outdoor contexts.

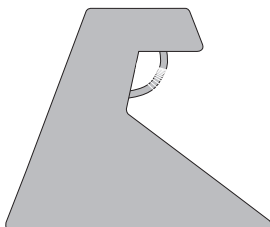
Technology and materials

Dirigo series available in brushed stainless steel AISI 316L or anodized extruded aluminum with polyester powder pre-coating antioxiide treatment.



Grazing light

The internal Led source gradient was studied for the best lighting distribution, along the pathways..



Range

Dirigo is available as single module or prepared for continuous line installation.

Single module (L. 1mt)

Sealed and complete source profile, end caps, integrated driver 24V DCo.

Continuous line installation modules

On measure cutting profiles, prepared for continuous line installation up to 5/10m. Led source available with a separated code and on measure cutting. Mechanical connection joints between profiles. Remote driver 24 V DC.



Complete element version



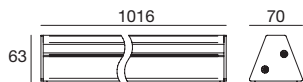
System

Robust design

The opposing level structure of Dirigo's single profile makes this appliance particularly sturdy and resistant. The absence of raw edges makes it ideal for public and private outdoor applications. Dirigo can be walked on and is extremely safe for users.



Dirigo_FL2 Aluminium | Linear profiles | 100-264 V | stripLED 14,4 W



CRI 80

BK Grey	64643	3000K	1454 lm	W	General	00
Grey	64642					
Cor-Ten	64594					



Dirigo_FL1 Steel | Linear profiles | 100-264 V | stripLED 14,4 W

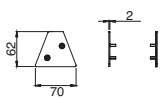


CRI 80

Steel	64590	3000K	1454 lm	W	General	00
-------	--------------	-------	---------	----------	---------	-----------



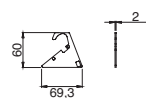
ACCESSORIES AND CONFIGURATION



Sealing caps

Aluminium
2 pcs

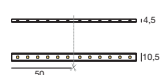
BK Grey	64641
Grey	64640
Cor-Ten	64589



Joining caps

Aluminium
1 pc

BK Grey	64661
Grey	64663
Cor-Ten	64662



62403
Lighting unit

Led strip 14,4 W/m
3000K
5 mt

62403N
Lighting unit
Led strip 14,4 W/m
4000K
5 mt



89629
Connection cable

2 mt



99000
Extension

2 mt

Electronics



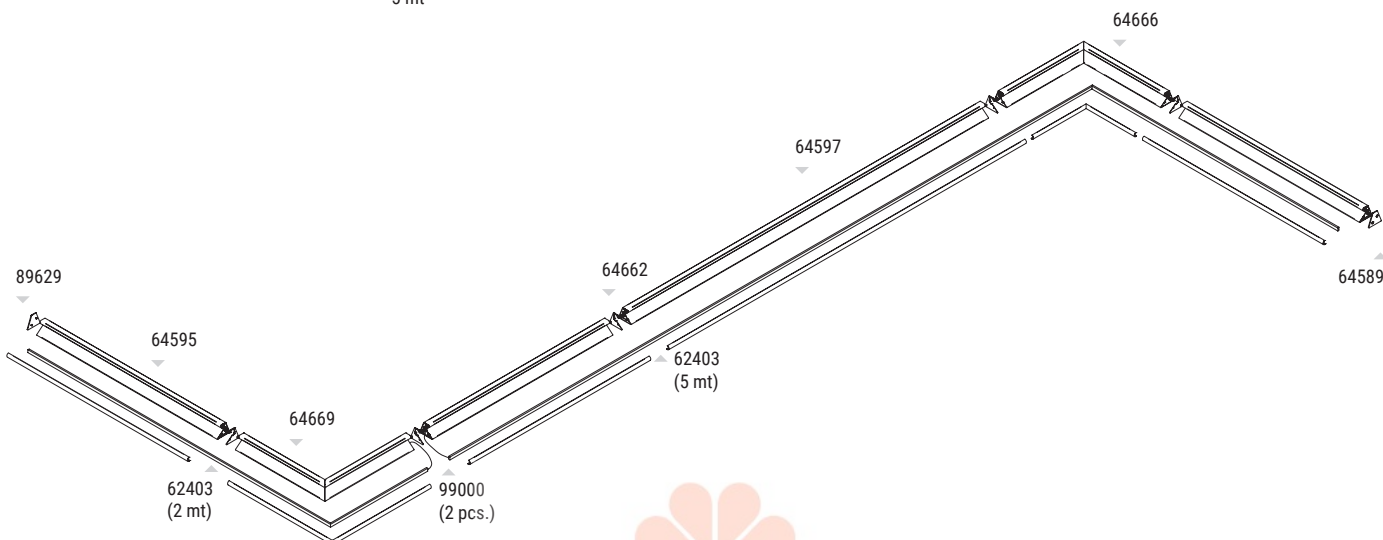
99331
ON/OFF
150 W



99332
0/1-10V
150 W



99722
DALI
120 W



Dirigo_M2 Aluminium MASTER | Linear profiles



BK Grey	64645	1010 mm
Grey	64644	1010 mm
Cor-Ten	64595	1010 mm

Master

To be completed with dedicated installation accessories and with lighting unit

Dirigo_M2 Aluminium SLAVE | Linear profiles

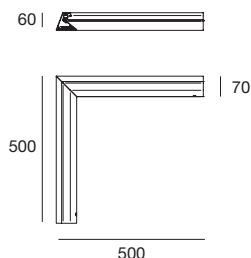


BK Grey	62400	1000 mm
Grey	62401	1000 mm
Cor-Ten	62402	1000 mm
BK Grey	64647	2000 mm
Grey	64646	2000 mm
Cor-Ten	64597	2000 mm

Slave

To be completed with dedicated installation accessories and with lighting unit

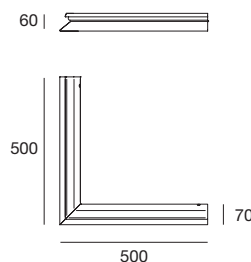

Dirigo_M2 Aluminium IN-corner | Linear profiles



BK Grey	64664	500 x 500 mm
Grey	64665	500 x 500 mm
Cor-Ten	64666	500 x 500 mm

To be completed with dedicated installation accessories and with lighting unit

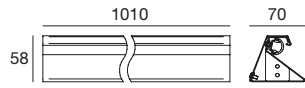
Dirigo_M2 Aluminium OUT-corner | Linear profiles



BK Grey	64667	500 x 500 mm
Grey	64668	500 x 500 mm
Cor-Ten	64669	500 x 500 mm

To be completed with dedicated installation accessories and with lighting unit

Dirigo_M1 Steel MASTER | Linear profiles

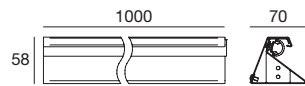


Steel **64591** 1010 mm

Master

To be completed with dedicated installation accessories and with lighting unit

Dirigo_M1 Steel SLAVE | Linear profiles

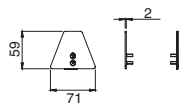


Steel **64648** 1000 mm

Slave

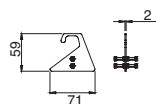
To be completed with dedicated installation accessories and with lighting unit

ACCESSORIES AND CONFIGURATION



64592
Sealing caps

Stainless steel
2 pcs



64593
Joining caps

Stainless steel
1 pc



62403
Lighting unit

Led strip 14,4 W/m
3000K
5 mt

62403N
Lighting unit

Led strip 14,4 W/m
4000K
5 mt



89629
Connection cable

2 mt



99000
Extension

2 mt

Electronics



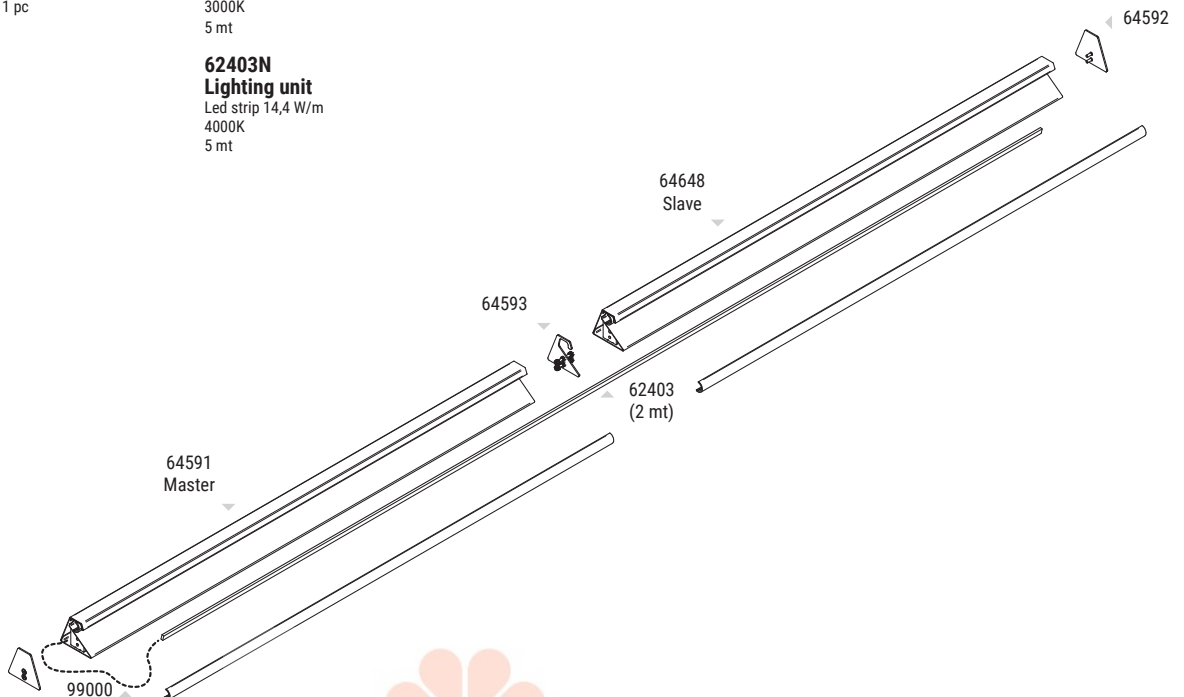
99331
ON/OFF
150 W




99332
0/1-10V
150 W



99722
DALI
120 W





Linear lights

fylo+ outdoor



Fylo+ Out is the ideal solution when it comes to highlighting architectural features using graphic lighting. It is designed for versatility, with simple forms that can be configured to your choice of light path, and can be installed in many different ways. The bodies can be painted over in the same way as any outdoor plaster, and combined with LED light modules or high-performance stripLEDs. For total integration with the structure, Fylo+ Outdoor can be installed in insulation or masonry.

Materials



Anodised aluminium body



Linear lights

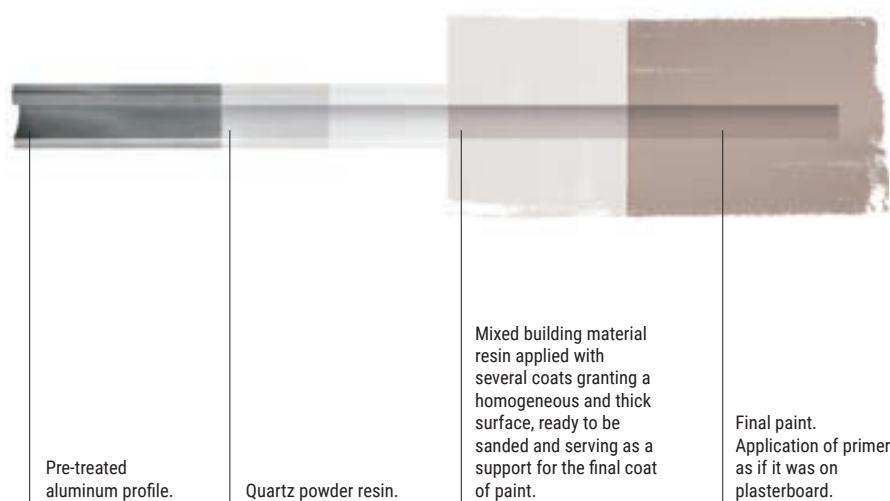
fylo+ outdoor range



	Recessed	Surface
		
Lenght	1000 mm 2000 mm Custom 1100 - 1900 mm (min. 100 mm)	1000 mm 2000 mm Custom 1100 - 1900 mm (min. 100 mm)
LED source	StripLED	StripLED
Driver	On/Off DALI	On/Off DALI

Installation process


Compared to the previous version, new Fylo modules maintain its aesthetic unchanged. When fully installed, profiles disappear by merging with the surrounding architecture; integrated light concept allows space customization with unusual and precious lighting details.



Full integration in the masonry


Its high resistance to weathering allows Fylo+ outdoor to be installed in complete safety. It provides high reliability thanks to its materials and build quality.

1. Make recess in masonry wall.
2. Insert EPS outer casing.
3. Block EPS outer casing into place using cement-based plaster.
4. Remove outer casing and prepare power supply cable.
5. Insert profile in the seat previously created.
6. Complete installation applying several coats of plaster making sure that mesh tape adheres on first coat. Carry out the electrical connection and insert the LED source.



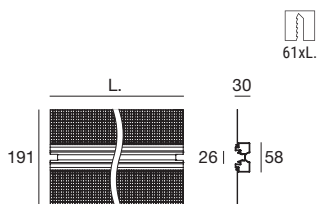

Full integration in the insulation system

1. Cut external wall insulation in order to create profile seat..
2. Pass power supply cables, apply polyurethane adhesive on profile rear side and insert it in seat. Install end caps if necessary.
3. Apply adhesive first coat. Position mesh tape with the sole exception of the profile part in relief. Apply the other adhesive coats and then plaster.
4. After completing all required operations, insert LED source in the relevant optical compartment and carry out electrical connections.



* It is advisable to opt for an insulating material with density at least twice greater than the one used for the cladding as the support surface for Fylo, so as to increase thermal insulation.

Fylo+ Out Recessed_S | Recessed light body



Type	L mm	
Primer	1000	65036
Primer	2000	65037
Primer	custom	65090*

Recommended accessories

65094	62757	62758	65026	65035
Opaline diffuser L custom 1pc	Opaline diffuser 1pc L 1 m	Opaline diffuser 1pc L 2 m	Sealing caps 2 pc	Recess for outer casing

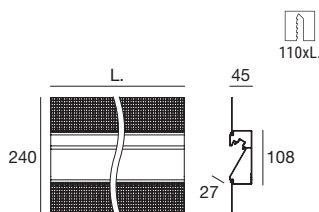

The modules must be completed with light source and power supply.

See below

* Selecting the "Custom" code allows ordering the desired profile length from a minimum of 1.1 m to a maximum of 1.9 m. For example, to request 1,3 m of Fylo+ it will be sufficient to order 1.3 x 65090.

RTG 65036
65037

Fylo+ Out Recessed_W | Recessed light body



Type	L mm	
Primer	1000	65039
Primer	2000	65040
Primer	custom	65093*

Recommended accessories

65094	62757	62758	65023	65038
Opaline diffuser L custom 1pc	Opaline diffuser 1pc L 1 m	Opaline diffuser 1pc L 2 m	Sealing caps 2 pc	Recess for outer casing

The modules must be completed with light source and power supply.

See below

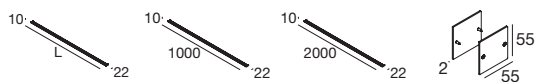
* Selecting the "Custom" code allows ordering the desired profile length from a minimum of 1.1 m to a maximum of 1.9 m. For example, to request 1,3 m of Fylo+ it will be sufficient to order 1.3 x 65093.

Fylo+ Out Surface_S | Surface light body



Type	L mm	
Primer	1000	65030
Primer	2000	65031
Primer	custom	65091*

Recommended accessories



65094 Opaline diffuser L custom 1pc	62757 Opaline diffuser 1pc L 1 m	62758 Opaline diffuser 1pc L 2 m	65020 Sealing caps 2 pc
-----------------------------------------------------	--------------------------------------------------	--------------------------------------------------	--------------------------------------

The modules must be completed with light source and power supply.

See below

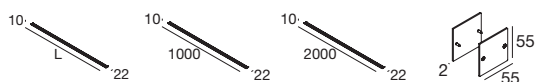
* Selecting the "Custom" code allows ordering the desired profile length from a minimum of 1.1 m to a maximum of 1.9 m. For example, to request 1,3 m of Fylo+ it will be sufficient to order 1.3 x 65091.

Fylo+ Out Surface_W | Surface light body



Type	L mm	
Primer	1000	65033
Primer	2000	65034
Primer	custom	65092*

Recommended accessories



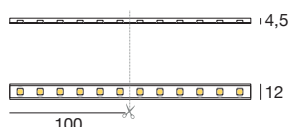

65094 Opaline diffuser L custom 1pc	62757 Opaline diffuser 1pc L 1 m	62758 Opaline diffuser 1pc L 2 m	65017 Sealing caps 2 pc
-----------------------------------------------------	--------------------------------------------------	--------------------------------------------------	--------------------------------------

The modules must be completed with light source and power supply.

See below

* Selecting the "Custom" code allows ordering the desired profile length from a minimum of 1.1 m to a maximum of 1.9 m. For example, to request 1,3 m of Fylo+ it will be sufficient to order 1.3 x 65092.

Silicone_F 120 LEDs/m | LED strip | stripLED 9.6 W/m 24 V



CRI 85		
5 m	62761	2700 K 2070 lm

Electronics



89179 ON/OFF 24 V	89359 ON/OFF 48 W	99331 ON/OFF 150 W	99332 0/1-10V 150 W	99722 DALI 120 W
--------------------------------	--------------------------------	---------------------------------	----------------------------------	-------------------------------


Strip suggested for Fylo+ Out article





accent lighting range index

Eyelet65




Periskop




Shaker




Pixar



Gardener



Narcissus



Clivo



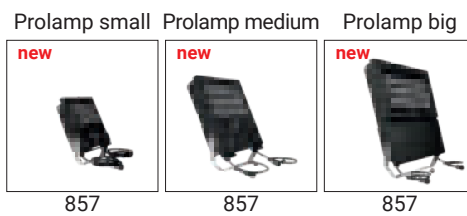
Iris67



Vuelta





Prolamp



Archiline Twin







eyelet65



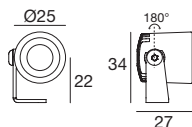
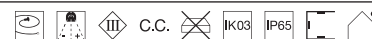
AquaStop®

Flower-filled corners and pot-grown shrubs can take on an unexpected beauty with the right lighting. Eyelet65's extremely small size, user-friendly adjustable bracket and soft, pure beam make it the ideal small light for those garden vignettes, and it also uses AquaStop® water and moisture protection technology.

Materials

Aluminium body

Eyelet65_R | Accent lighting | powerLED 2 W 630 mA



White	91214	2700K	219 lm	M	Spot	15
Black	91215	3000K	233 lm	W	Medium Flood	30
Grey	91216	4000K	249 lm	N	Flood	60



RTG **91215W15**
91215W30
91216W30
91216W60

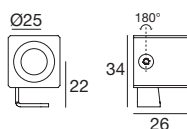

Electronics

89420 ON/OFF 1 - 2 art.	99179 ON/OFF 3 - 6 art.	99186 ON/OFF 6 - 12 art.

Accessories

98624 Peg	98669 Peg	99746 Snoot

Eyelet65_Q | Accent lighting | powerLED 2 W 630 mA



White	91217	2700K	219 lm	M	Spot	15
Black	91219	3000K	233lm	W	Medium Flood	30
Grey	91220	4000K	249 lm	N	Flood	60



RTG **91220W15**
91220W30

Electronics

89420 ON/OFF 1 - 2 art.	99179 ON/OFF 3 - 6 art.	99186 ON/OFF 6 - 12 art.

Accessories

98624 Peg	98669 Peg	99746 Snoot



Eyelet65 with integrated snoot accessory

periskop



Aquastop®



OVP




TCS system

The Periskop outdoor spot is perfect for highlighting individual items. The recessed lens ensures maximum visual comfort, and the aluminium bracket allows the body to be rotated by around 180 degrees to get the end result just right. Periskop is available with spot, flood, and medium flood optics, which can be integrated with accessories to control the beam.

Materials

Aluminium body

Extra-clear tempered glass diffuser



periskop range





		46 mm	76 mm	110 mm	162 mm
Periskop	Power	6 W	8 W	17 W	33 - 50 W
	Accessories	-			
	Optics	Spot Medium Flood Flood	Spot Medium Flood Flood	Spot Medium Flood Flood	Spot Medium Flood Flood
Periskop Narrow	Power	6 W	9 W	18 W	48 W
	Accessories	-			
	Optics	Narrow Spot	Narrow Spot	Narrow Spot	Narrow Spot
Periskop DALI	Power				33 - 46 W
	Accessories	-			
	Optics				Spot Medium Flood Flood
Finish					
CCT		2700K 3000K 4000K RGB (4,5 W)	2700K 3000K 4000K RGBW (8 W)	2700K 3000K 4000K RGBW (18 W)	2700K 3000K 4000K RGBW (45 W)
Driver 		On/Off	-	-	-
Driver 		-	On/Off	On/Off	On/Off

periskop accessories


Outdoor accessories - Anti-glare

Anti-glare accessories are conceived to reduce light glare. These accessories are made of black painted aluminium.

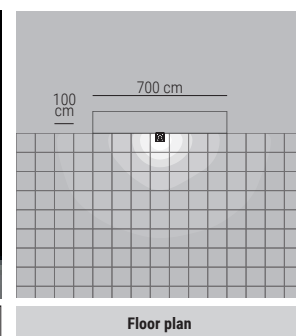

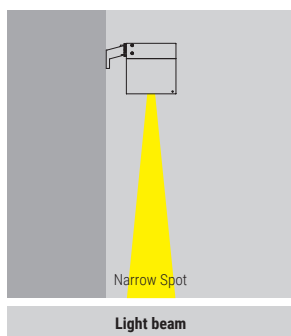
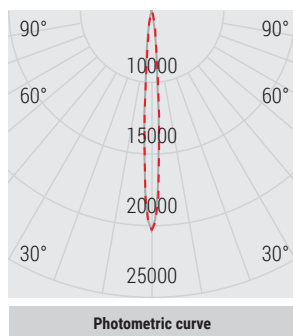


Indoor accessories - Honeycomb louvre and elliptic filter

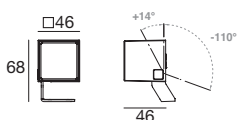
The honeycomb louvre accessory was conceived to reduce light glaring. The elliptic filter allows to create ovalized projections. Available upon request only.



81168W08



Periskop | Accent lighting | powerLED 6 W 500 mA



RTG **90521W30**
90520W30
90520W60

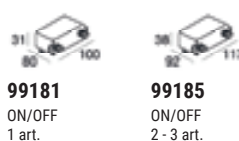
CRI 80

White	90519	2700K	659 lm	M	Spot	15
Black	90520	3000K	659 lm	W	Medium Flood	30
Grey	90521	4000K	711 lm	N	Flood	60
Cor-Ten	90522					

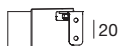
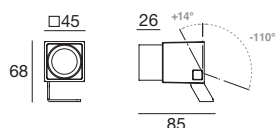
Accessories



Electronics



Periskop Narrow | Accent lighting | powerLED 6 W 500 mA



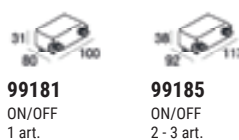
CRI 80

White	81788	2700K	659 lm	M	Narrow Spot	08
Black	81789	3000K	659 lm	W		
Grey	81790	4000K	711 lm	N		
Cor-Ten	81791					

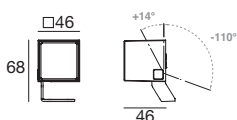
Accessories



Electronics



Periskop RGB | Accent lighting | powerLED 4,5 W 500 mA



RGB

CRI 80

White	95068	RGB		Z	Spot	15
Black	95126				Flood	60
Grey	95141					
Cor-Ten	95330					

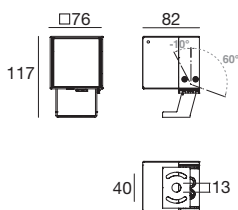
Accessories



Electronics



Periskop | 190-240 V | Accent lighting | arrayLED 6,5 W DC - 8 W AC



RTG **95347W30**
95348W30
95349W30

CRI 80

White	95346
Black	95347
Grey	95348
Cor-Ten	95349

2700K	770 lm	M	Spot	15
3000K	770 lm	W	Medium Flood	30
4000K	831 lm	N	Flood	60

Accessories

98549
Peg

99802
Tree belt

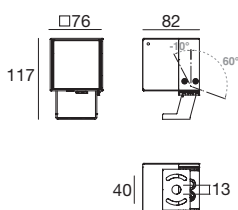
98966
Anti-glare screen

98969
Anti-glare pipe

On request
Honey-comb

On request
Elliptical filter

Periskop Narrow | 190-240 V | Accent lighting | powerLED 8 W DC - 9 W AC



CRI 80

White	81160
Black	81161
Grey	81162
Cor-Ten	81163

2700K	854 lm	M	Narrow Spot	08
3000K	854 lm	W		
4000K	922 lm	N		

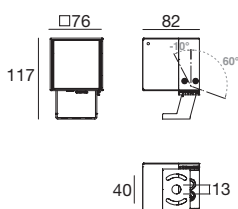

Accessories

98549
Peg

99802
Tree belt

98966
Anti-glare screen

Periskop RGBW | Accent lighting | powerLED 8 W 630mA



RGBW

CRI 80

White	81493
Black	81494
Grey	81495
Cor-Ten	81496

RGBW natural white	Q	Narrow Spot	06
RGBW warm white	V	Spot	15
		Flood	45

Accessories

98549
Peg

99802
Tree belt

98966
Anti-glare screen

Electronics

211
167
51
RF driver CC
970

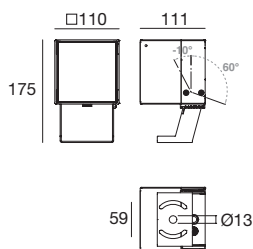
60
159
90
DMX driver CC
977

DMX controllers
995

driver CV 24V/48V
981-982

switching CV 24V/48V
986-989

Periskop | 190-240 V | Accent lighting | arrayLED 18 W DC - 20 W AC



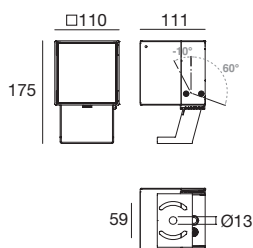

CRI 80

White	95366	2700K	2349 lm	M	Spot	15
Black	95368	3000K	2510 lm	W	Medium Flood	30
Grey	95370	4000K	2510 lm	N	Flood	60
Cor-Ten	95378					

Accessories

98549 Peg	99802 Tree belt	98967 Anti-glare screen	98970 Anti-glare pipe	On request Honey-comb	On request Elliptical filter
---------------------	---------------------------	-----------------------------------	---------------------------------	---------------------------------	----------------------------------------

Periskop Narrow | 190-240 V | Accent lighting | 3 x powerLEDs 18 W DC - 20 W AC



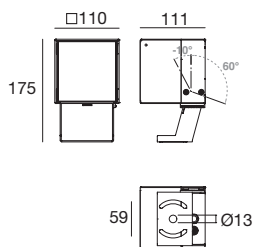
CRI 80

White	81164	2700K	1977 lm	M	Narrow Spot	08
Black	81165	3000K	1977 lm	W		
Grey	81166	4000K	2133 lm	N		
Cor-Ten	81167					

Accessories

98549 Peg	99802 Tree belt	98967 Anti-glare screen
---------------------	---------------------------	-----------------------------------

Periskop RGBW | Accent lighting | arrayLED 18 W 500 mA



CRI 80

White	81497	RGBW warm white	V	Spot	15
Black	81498			Medium Flood	30
Grey	81499			Flood	60
Cor-Ten	81500				

Accessories

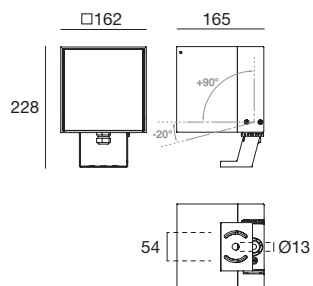
98549 Peg	99802 Tree belt	98967 Anti-glare screen
---------------------	---------------------------	-----------------------------------

Electronics

970 RF driver CC	977 DMX driver CC	995 DMX controllers	981-982 driver CV 24V/48V	986-989 switching CV 24V/48V
----------------------------	-----------------------------	-------------------------------	-------------------------------------	----------------------------------------



Periskop | 190-240 V | Accent lighting | arrayLED



30 W DC - 33 W AC - CRI 80

White	81367	2700K	3991 lm	M	Spot	20
Black	81368	3000K	4270 lm	W	Medium Flood	30
Grey	81369	4000K	4588 lm	N	Flood	60
Cor-Ten	81370					

46 W DC - 50 W AC - CRI 80

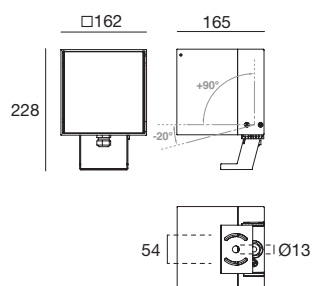
White	80383	2700K	6153 lm	M	Spot	20
Black	80384	3000K	6153 lm	W	Medium Flood	30
Grey	80385	4000K	7074 lm	N	Flood	60
Cor-Ten	80386					



Accessories

 98549 Peg	 On request Tree belt		
 98968 Anti-glare screen	 98971 Anti-glare pipe	 On request Honey-comb	 On request Elliptical filter

Periskop Narrow | 190-240 V | Accent lighting | 9 x powerLEDs 46 W DC - 50 W AC



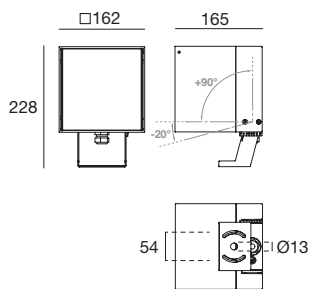
CRI 80

White	81168	2700K	5243 lm	M	Narrow Spot	08
Black	81169	3000K	5243 lm	W		
Grey	81170	4000K	5660 lm	N		
Cor-Ten	81171					

Accessories

 98549 Peg	 On request Tree belt	 98968 Anti-glare screen
------------------------------------------------------------------------------------------------------------	-----------------------------------------------------------------------------------------------------------------------	----------------------------------------------------------------------------------------------------------------------------

Periskop RGBW | 190-240 V | Accent lighting | arrayLED 37 W DC - 45 W AC



CRI 80

White	81784
Black	81785
Grey	81786
Cor-Ten	81787

RGBW warm white **V**

Spot	20
Medium Flood	30
Flood	60

Accessories

98549 Peg
On request Tree belt

98968 Anti-glare screen
98971 Anti-glare pipe
On request Honey-comb
On request Elliptical filter

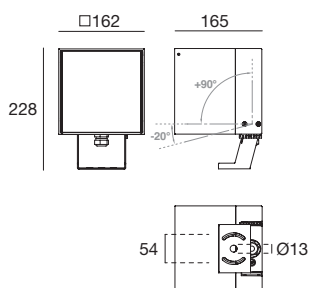
Electronics

DMX controllers 995
99385 DMX/RDM address
Splitter ALLinONE Start & Contiuity 1008
98986 DMX LINE Clouser 120 Ohm

Cables

98660 1 m cable all in one power + signal F 6 pin shield
98661 5 m cable all in one power + signal F 6 pin shield
98662 1 m extension all in one power + signal M+F 6 pin shield
98663 5 m extension all in one power + signal M+F 6 pin shield

Periskop DALI | 190-240 V | Accent lighting | arrayLED



30 W DC - 33 W AC - CRI 80

White	81542
Black	81543
Grey	81544
Cor-Ten	81545

2700K	3991 lm	M
3000K	4270 lm	W
4000K	4588 lm	N

Spot	20
Medium Flood	30
Flood	60

42 W DC - 46 W AC - CRI 80

White	81546
Black	81547
Grey	81548
Cor-Ten	81549

2700K	5953 lm	M
3000K	5953 lm	W
4000K	6845 lm	N

Spot	20
Medium Flood	30
Flood	60

Accessories

98549 Peg
On request Tree belt

98968 Anti-glare screen
98971 Anti-glare pipe
On request Honey-comb
On request Elliptical filter

shaker



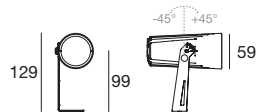
A versatile, high-tech spot with directional optics and a graduated bracket to adjust the body. Shaker is designed for floor, wall, and spike mounting.

Materials

Aluminium body

Extra-clear tempered glass diffuser

Shaker | Accent lighting | 100-240 V | arrayLED 7 W AC



CRI 80

White	96981	2700K	770 lm	M	Spot	15
Black	96982	3000K	770 lm	W	Medium Flood	30
Grey	96983	4000K	831 lm	N	Flood	60
Col-Ten	96989					

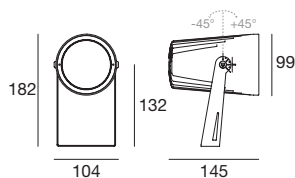


RTG **96981W60**
96983W30
96983W60
96989W30
96989W60

Accessories



Shaker | Accent lighting | 100-240 V | arrayLED 17 W AC



CRI 80

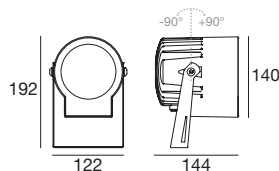
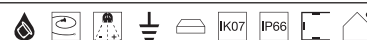
White	80593	2700K	1953 lm	M	Spot	15
Black	80594	3000K	2088 lm	W	Medium Flood	30
Grey	80597	4000K	2088 lm	N	Flood	60
Col-Ten	80598					



Accessories



Shaker | Accent lighting | 180-300 V | arrayLED 25 W AC



CRI 80

White	91331	2700K	3101 lm	M	Spot	15
Black	91338	3000K	3321 lm	W	Medium Flood	30
Grey	91342	4000K	3568 lm	N	Flood	60



Accessories




pixar



Pixar is perfect for pointing out the highlights of your garden. Its spot/narrow spot, medium flood and flood optics are ideal for plants and statues, with the housing channelling the illumination and limiting light pollution. The body can be adjusted to move the beam to the right place.

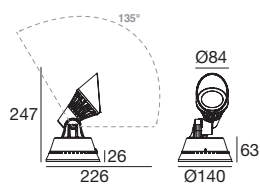
Materials

Anodised aluminium body
Extra-clear tempered glass diffuser



Accent Lighting

Pixar | Accent lighting | 180-300 V | powerLED 6,6 W AC



CRI 80

White	93384	3000K	699 lm	W	Spot	15
Grey	93385	4000K	747 lm	N	Medium Flood	30
Cor-Ten	93386				Flood	60

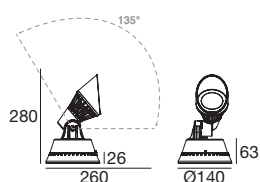
Accessories



89371
Peg



Pixar | Accent lighting | 180-300 V | powerLED 13,2 W AC



CRI 80

White	93387	3000K	1398 lm	W	Narrow Spot	08
Grey	93388	4000K	1494 lm	N	Medium Flood	30
Cor-Ten	93389				Flood	60

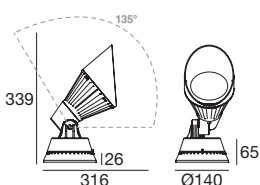
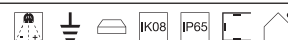
Accessories



89371
Peg



Pixar | Accent lighting | 180-300 V | powerLEDs 26,4 W AC



CRI 80

White	93399	3000K	2796 lm	W	Narrow Spot	08
Grey	93400	4000K	2998 lm	N	Spot	15
Cor-Ten	93401				Medium Flood	30
					Flood	60

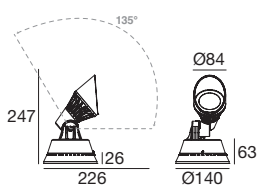
Accessories



89371
Peg



Pixar RGB | Accent lighting | 3 x powerLEDs 6 W 630mA



White	92822
Grey	92823
Cor-Ten	92881

RGB

Z

Spot	15
Medium Flood	30
Flood	60

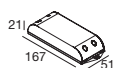


Accessories

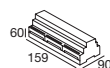


89371
Peg

Electronics



RF driver CC
▶ 970



DMX driver CC
▶ 977



DMX controllers
▶ 995

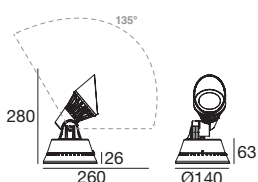


driver CV 24V/48V
▶ 981-982



switching CV 24V/48V
▶ 986-989

Pixar RGB | Accent lighting | 6 x powerLEDs 12 W 630mA



White	92882
Grey	92883
Cor-Ten	92884

RGB

Z

Narrow Spot	08
Medium Flood	30
Flood	60

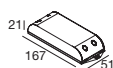


Accessories

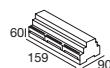


89371
Peg

Electronics



RF driver CC
▶ 970



DMX driver CC
▶ 977



DMX controllers
▶ 995

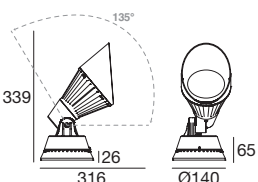


driver CV 24V/48V
▶ 981-982



switching CV 24V/48V
▶ 986-989

Pixar RGB | Accent lighting | 12 x powerLEDs 24 W 630mA



White	92885
Grey	92981
Cor-Ten	92982

RGB

Z

Spot	15
Medium Flood	30
Flood	60

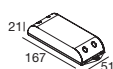


Accessories

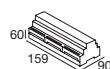


89371
Peg

Electronics



RF driver CC
▶ 970



DMX driver CC
▶ 977



DMX controllers
▶ 995



driver CV 24V/48V
▶ 981-982



switching CV 24V/48V
▶ 986-989

gardener



The simple, versatile Gardener spot makes those outdoor spaces even more delightfully evocative. The head can be loosened and tilted by up to 150 degrees, and the recessed optics prevent glare and ensure maximum visual comfort.

Materials

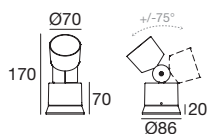
Aluminium body

Metallised polycarbonate reflector



Accent Lighting

Gardener | Accent lighting | 180-300 V | arrayLED 8,5 W AC



CRI 80

White	97270	2700K	1088 lm	M	Spot	15
Black	97271	3000K	1088 lm	W	Medium Flood	30
Grey	97272	4000K	1173 lm	N	Flood	60
Col-Ten	97387					

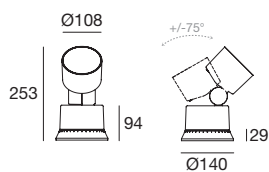
Accessories



89371
Peg



Gardener | Accent lighting | 180-300 V | arrayLED 20 W AC



CRI 80

White	81308	2700K	2714 lm	M	Spot	15
Black	81309	3000K	2900 lm	W	Medium Flood	30
Grey	81310	4000K	2900 lm	N	Flood	60
Col-Ten	81311					

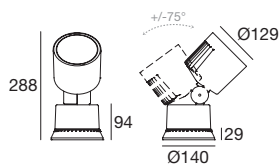
Accessories



89371
Peg



Gardener | Accent lighting | 180-300 V | arrayLED 29 W AC



CRI 80

White	81312	2700K	3400 lm	M	Spot	15
Black	81313	3000K	3637 lm	W	Medium Flood	30
Grey	81314	4000K	3909 lm	N	Flood	60
Col-Ten	81315					

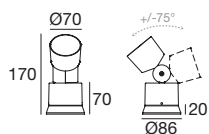
Accessories



89371
Peg



Gardener RGBW | Accent lighting | arrayLED 8 W 630 mA



CRI 80

White	81505
Black	81506
Grey	81507
Cor-Ten	81508

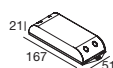
RGBW warm white	V	Narrow Spot	5
		Spot	15
		Flood	45

Accessories

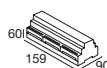


89371
Peg

Electronics



RF driver CC
▶ 970



DMX driver CC
▶ 977



DMX controllers
▶ 995

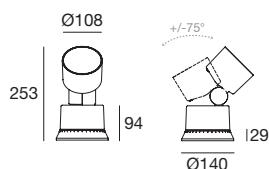


driver CV 24V/48V
▶ 981-982



switching CV 24V/48V
▶ 986-989

Gardener RGBW | Accent lighting | arrayLED 18 W 500 mA



CRI 80

White	81501
Black	81502
Grey	81503
Cor-Ten	81504

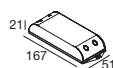
RGBW warm white	V	Spot	15
		Medium Flood	30
		Flood	60

Accessories

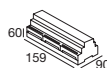


89371
Peg

Electronics



RF driver CC
▶ 970



DMX driver CC
▶ 977



DMX controllers
▶ 995



driver CV 24V/48V
▶ 981-982



switching CV 24V/48V
▶ 986-989

narcissus

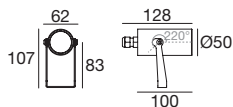


Narcissus swivels by up to 220 degrees, easily reaching any direction in your garden.
It is made entirely from AISI 316 stainless steel, and is suitable for high-salinity locations.

Materials

AISI 316 stainless steel body
Extra-clear tempered glass diffuser

Narcissus | Accent lighting | 190-250 V | powerLED 2,2 W AC



CRI 80

Steel	95151	2700K	219 lm	M	Narrow Spot	08
		3000K	233 lm	W	Spot	15
		4000K	249 lm	N	Medium Flood	30
					Flood	60

Accessories

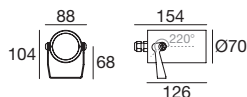


84890
250 mm
Steel peg



98112
700 mm
Steel peg

Narcissus | Accent lighting | 180-300 V | powerLED 7 W AC



CRI 80

Steel	95152	2700K	536 lm	M	Spot	15
		3000K	566 lm	W	Medium Flood	30
		4000K	626 lm	N	Flood	60

Accessories

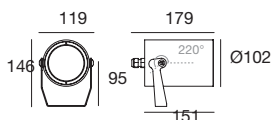


84890
250 mm
Steel peg



98112
700 mm
Steel peg

Narcissus | Accent lighting | 180-300 V | powerLED 13,5 W AC



CRI 80

Steel	81945	2700K	1724 lm	M	Spot	15
		3000K	1724 lm	W	Medium Flood	30
		4000K	1854 lm	N	Flood	60

Accessories



84890
250 mm
Steel peg



98112
700 mm
Steel peg

clivo

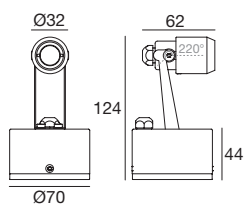


Clivo's small size and swivel bracket make it easy to point in any direction. It adds personality to any private or public open space, and is suitable for high-salinity environments. The integral ring nut adjusts the width of the beam.

Materials

Brass or AISI316 stainless steel body
Extra-clear tempered glass diffuser

Clivo | Accent lighting | 190-250 V | powerLED 2,2 W AC



CRI 80

Chrome	92203	2700K	219 lm	M	8°-50°	85
Nickel	92204	3000K	233 lm	W		
		4000K	249 lm	N		

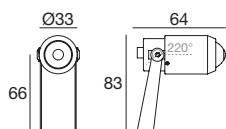
Accessories



RTG 92204W85



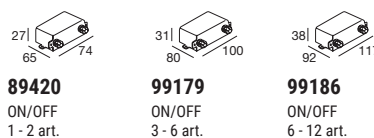
Clivo_2 | Accent lighting | powerLED 2 W 630 mA



CRI 80

White	97068	2700K	219 lm	M	8°-50°	85
Black	97069	3000K	233 lm	W		
Chrome	97072	4000K	249 lm	N		
Nickel	97071					
Cor-Ten	97070					
Brass	81473					
★ Steel	97073					

Electronics



89420
ON/OFF
1 - 2 art.

99179
ON/OFF
3 - 6 art.

99186
ON/OFF
6 - 12 art.

Accessories



84890
250 mm
Steel peg

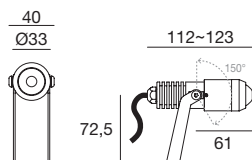
98112
700 mm
Steel peg

98513
Anti-glare

RTG 97069W85
97070W85
97072W85
97071W85
97073W85



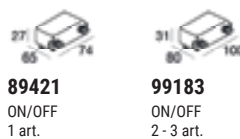
Clivo | Accent lighting | powerLED 4 W 350 mA



CRI 80

White	90400	2700K	490 lm	M	8°-50°	85
Black	90401	3000K	490 lm	W		
Cor-Ten	90402	4000K	529 lm	N		
Nickel	90403					
Chrome	90404					
Brass	81474					

Electronics



89421
ON/OFF
1 art.

99183
ON/OFF
2 - 3 art.

Accessories



84890
250 mm
Steel peg

98112
700 mm
Steel peg

iris67



Iris67's adjustable ring nut lets you set the beam width anywhere between 8 and 50 degrees, and it also swivels horizontally by 220 degrees. It is perfect for garden plants, since the light can be adjusted as they grow, and the variable focus illuminates only the required area.

Materials

Aluminium body

IP67 versatile spotlight

Aesthetically pleasing with minimal forms, Iris67 introduces the possibility of professionally managing the light beam in an outdoor environment, allowing a broad spectrum of lighting situations applicable to decorative elements (statues, installations) and high plants. A device for advanced lighting, IP67 and entirely in aluminium: the concrete and reliable design of Iris67 guarantees maximum protection against atmospheric agents, water (with the exception of immersion) and microscopic particles.




Adjustable optics

Iris_67 allows the light beam to be adapted to the directing needs in outdoor settings in order to adapt to the growth of high trees and/or the enhancement of urban décor elements with different heights and dimensions. Thanks to the graduated focus-on-board ring nut, the beam aperture can be calibrated, variable depending on the selected model, making the directing operation simple and precise. The blocking system of the facilitated focus allows obtaining an opening precisely corresponding to the gradient indicated along the ring nut.

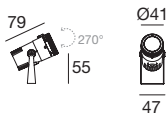
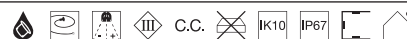


Dynamic optical range

The Elliptic version is the feather in the cap of the Iris67 family, a new product for 2019 that expands the potential of a highly professional outdoor spotlight. In addition to allowing adjustment of the beam aperture, Iris67 Elliptic lets you act on a second ring nut to control the movement of a specific filter placed at the end of the device. Increasing or decreasing the distance of the filter from the main lens, we can change the shape of the light beam, thereby obtaining a perfect elliptical lighting for very high plants or vertical urban elements (for example, signs).



Iris67 | Accent lighting | arrayLED 6 W 630 mA



CRI 80

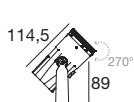
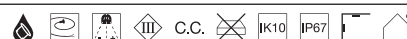
White	92230	2700K	685 lm	M	15°-45°	85
Black	92231	3000K	685 lm	W		
Grey	92232	4000K	739 lm	N		

Electronics

99179 ON/OFF 1 - 2 art.	99186 ON/OFF 2 - 4 art.	84890 250 mm Steel peg	98112 700 mm Steel peg



Iris67 | Accent lighting | arrayLED 13 W 350 mA



CRI 80

White	97318	2700K	1724 lm	M	15°-62°	85
Black	97319	3000K	1724 lm	W		
Grey	97320	4000K	1854 lm	N		

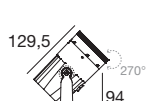
Electronics

99183 ON/OFF 1 art.	84890 250 mm Steel peg	98112 700 mm Steel peg



RTG 97318W85
97319W85
97320W85

Iris67 | Accent lighting | arrayLED 20 W 580 mA



CRI 80

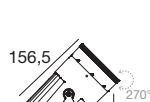
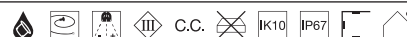
White	97321	2700K	2714 lm	M	16°-52°	85
Black	97322	3000K	2900 lm	W		
Grey	97323	4000K	2900 lm	N		

Electronics

99340 ON/OFF 1 art.	84890 250 mm Steel peg	98112 700 mm Steel peg



Iris67 | Accent lighting | arrayLED 30 W 840 mA



CRI 80

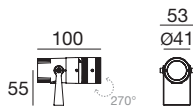
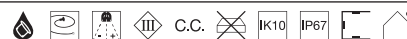
White	97324	2700K	4220 lm	M	15°-56°	85
Black	97325	3000K	4535 lm	W		
Grey	97326	4000K	4535 lm	N		

Electronics

99269 ON/OFF 1 art.	84890 250 mm Steel peg	98112 700 mm Steel peg



Iris67 Elliptic | Accent lighting | arrayLED 6 W 630 mA



CRI 80

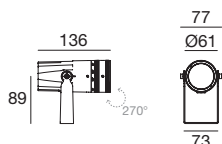
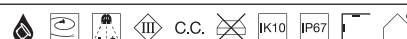
White	81720	2700K	685 lm	M	15°-45°	88
Black	81721	3000K	685 lm	W		
Grey	81722	4000K	739 lm	N		

Electronics

99179	99186	84890	98112
ON/OFF	ON/OFF	250 mm	700 mm
1 - 2 art.	2 - 4 art.	Steel peg	Steel peg



Iris67 Elliptic | Accent lighting | arrayLED 13 W 350 mA



CRI 80

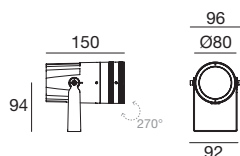
White	81723	2700K	1724 lm	M	15°-62°	88
Black	81724	3000K	1724 lm	W		
Grey	81725	4000K	1854 lm	N		

Electronics

99183	84890	98112
ON/OFF	250 mm	700 mm
1 art.	Steel peg	Steel peg



Iris67 Elliptic | Accent lighting | arrayLED 20 W 580 mA



CRI 80

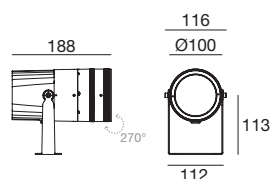
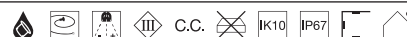
White	81726	2700K	2714 lm	M	16°-52°	88
Black	81727	3000K	2900 lm	W		
Grey	81728	4000K	2900 lm	N		

Electronics

99340	84890	98112
ON/OFF	250 mm	700 mm
1 art.	Steel peg	Steel peg



Iris67 Elliptic | Accent lighting | arrayLED 30 W 840 mA



CRI 80

White	81729	2700K	4220 lm	M	15°-56°	88
Black	81730	3000K	4535 lm	W		
Grey	81731	4000K	4535 lm	N		

Electronics

99269	84890	98112
ON/OFF	250 mm	700 mm
1 art.	Steel peg	Steel peg



vuelta



The Vuelta spot offers maximum flexibility and precisely controlled illumination. The integral fixing bracket keeps it stably focused over time.

Available in two sizes and a variety of beam types (symmetrical wide flood, asymmetrical wide flood, narrow spot, and flood), it can be fixed to a wall, the ground, or a pole. Vuelta also has an optional lamellar anti-glare grille.

Materials

Aluminium body

Transparent glass diffuser



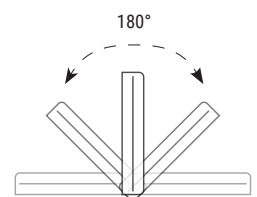
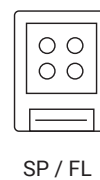
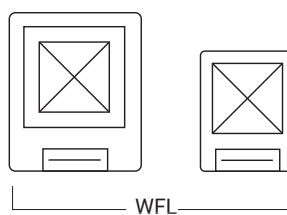
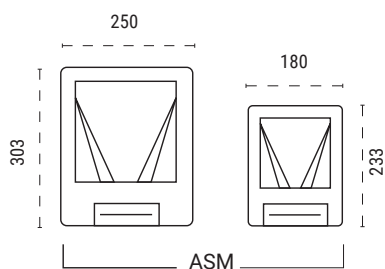
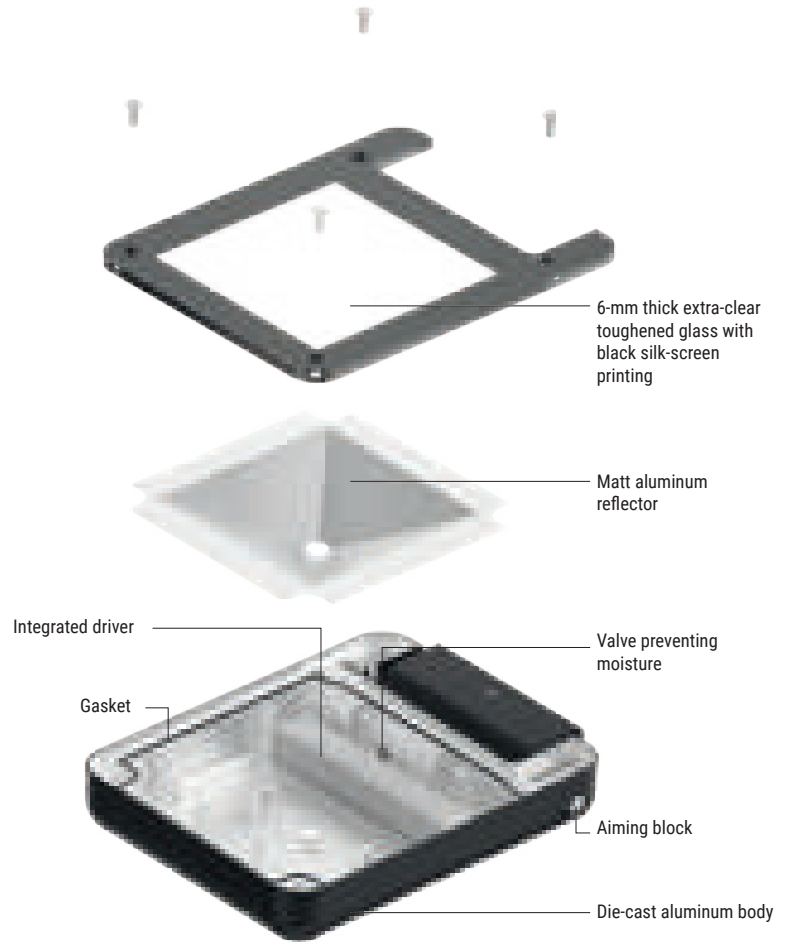
vuelta lighting concept

Construction details

Diecasting aluminum case, oxidation treatment and polyester coating. Extra clear tempered glass 6 mm thickness with a black serigraphy used for diffuser. Silicone gasket and anticondensation valve guarantees long term protection against seepage and moisture. Integrated driver on/off DALI.

Technology

ArrayLED / PowerLED

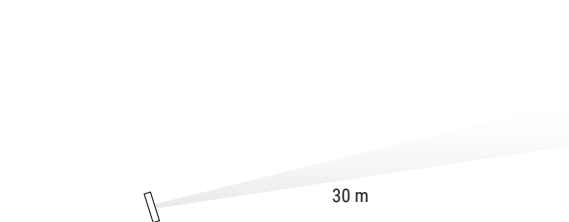


Narrow spot emission

Available only for the small version. This emission is perfect for particularly effectiveness lighting accent. Used for long distance (30 m) ensures high intensity values and a reduced energy consumption.

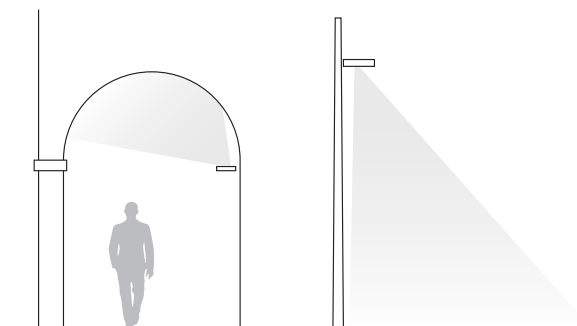


On demand, Vuelta NSP can be supplied with a special elliptical filter to ovalize the light beam, creating blade lighting effects, extremely precise and professional.



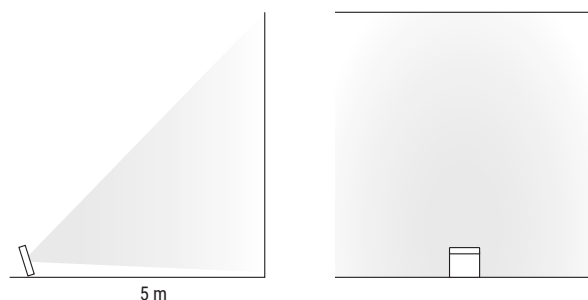
Asymmetric emission

Perfect for indirect vault and ceiling lighting; this configuration is the result of a long optics research to optimize depth flux distribution, not "soiled" with spurious light, the installation plan is obscured.

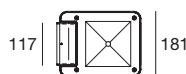


Wideflood direct emission

Direct lighting illuminates objects frontally, reducing contrasts and maximizing volumes and textures' perception. It's a high performance configuration; arrayLED source uses the full emission and maximize lighting distribution, provided by aluminum high reflectance dedicated diffuser 120°.



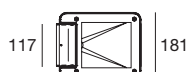
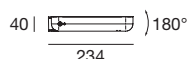
Vuelta | Outdoor spotlights | 100-264 V | arrayLED 13,5 W DC - 16 W AC



CRI 80

Grey	64520	3000K	1631 lm	W	Wide Flood	12
BK Grey	64521	4000K	1746 lm	N		

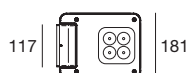
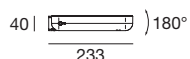
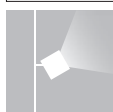
Vuelta_Y | Outdoor spotlights | 100-264 V | arrayLED 13,5 W DC - 16 W AC



CRI 80

Grey	64522	3000K	1631 lm	W	Asymmetric	07
BK Grey	64523	4000K	1746 lm	N		

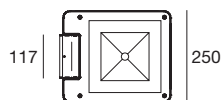
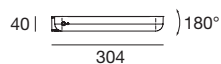
Vuelta_X | Outdoor spotlights | 198-264 V | 4 x powerLEDs 4 W | 16 W DC - 18 W AC



CRI 80

Grey	64524	3000K	1980 lm	W	Spot	10
BK Grey	64525	4000K	2116 lm	N	Medium Flood	30

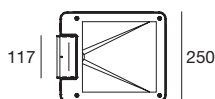
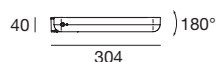
Vuelta | Outdoor spotlights | 220-240 V | arrayLED 30 W DC - 32 W AC



CRI 80

Grey	64528	3000K	4171 lm	W	Wide Flood	12
BK Grey	64529	4000K	4486 lm	N		

Vuelta_Y | Outdoor spotlights | Pole-top | 220-240 V | arrayLED 30 W DC - 32 W AC



CRI 80

Grey	64530	3000K	4171 lm	W	Asymmetric	07
BK Grey	64531	4000K	4486 lm	N		

* Accessories

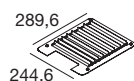
Pole installation



Peg
Black **14931**



Angular bracket
Grey **64538**
BK Grey **64539**



Grid
Black **64534**



Pole
Grey **64536**
BK Grey **64537**



Pole kit
Grey **64532**
BK Grey **64533**



prolamp



OVP



TCS system

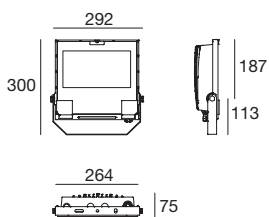
The Prolamp swivelling spot range is designed specifically for architectural lighting, with dedicated optics providing excellent illumination, efficiency, color quality, and visual comfort. The lights can be used to create accents from a considerable distance, thanks to narrow-angled optics. Available in monochrome or RGBW versions: the latter can be managed by DMX protocol, and has easyplug cables that transmit the main tension and DMX signal simultaneously.

Materials

Powder-coated, open-pore-anodised aluminium body
Transparent glass diffuser



Prolamp small | Accent lighting | 220-240 V | 8 x powerLEDs 59 W DC - 64 W AC



CRI 80

Black 81946

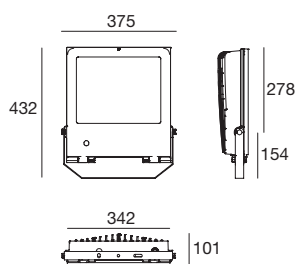
3000K	6473 lm	W
4000K	6988 lm	N

Narrow Spot	6
Spot	15
Medium Flood	30
Elliptic	25

In-out cable included



Prolamp medium | Accent lighting | 220-240 V | 18 x powerLEDs 133 W DC - 150 W AC



CRI 80

Black 81947

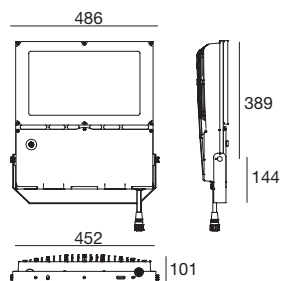
3000K	14564 lm	W
4000K	15723 lm	N

Narrow Spot	6
Spot	15
Medium Flood	30
Elliptic	25

In-out cable included



Prolamp big | Accent lighting | 220-240 V | 24 x powerLEDs 174 W DC - 190 W AC



CRI 80

Black 81948

3000K	19419 lm	W
4000K	20964 lm	N

Narrow Spot	6
Spot	15
Medium Flood	30
Elliptic	25

In-out cable included



Cables

99057	98437	98149
2 m cable F 3 pin	5 m extension M+F 3 pin	10 m extension M+F 3 pin

Accessories

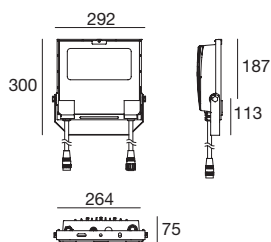
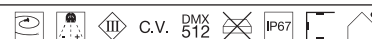


On request
Directional flaps -
shaper



TCS valve and AquaStop

Prolamp RGBW small | Accent lighting | 48 V | 8 x powerLEDs 59 W DC



CRI 80

Black 81949

RGBW natural white	Q	Narrow Spot	6
RGBW warm white	V	Spot	15
		Medium Flood	30
		Elliptic	25

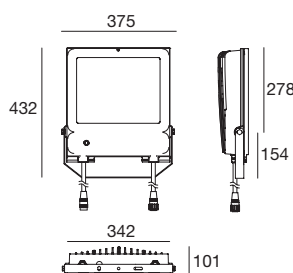
Electronics

switching CV 48V **99385** DMX/RDM address 986-989

Splitter ALLinONE Start & Continuity **98986** DMX LINE Clouser 120 Ohm 1008

DMX controllers **995**

Prolamp RGBW medium | Accent lighting | 220-240 V | 18 x powerLEDs 133 W DC - 150 W AC



CRI 80

Black 81950


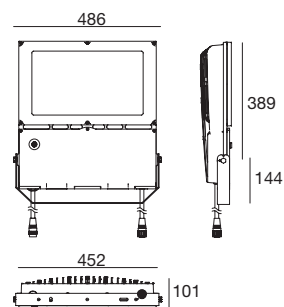
RGBW natural white	Q	Narrow Spot	6
RGBW warm white	V	Spot	15
		Medium Flood	30
		Elliptic	25

Electronics

DMX controllers **995**

Splitter ALLinONE Start & Continuity **98986** DMX LINE Clouser 120 Ohm 1008

Prolamp RGBW big | Accent lighting | 220-240 V | 18 x powerLEDs 174 W DC - 190 W AC



CRI 80

Black 81951

RGBW natural white	Q	Narrow Spot	6
RGBW warm white	V	Spot	15
		Medium Flood	30
		Elliptic	25

Electronics

DMX controllers **995**

Splitter ALLinONE Start & Continuity **98986** DMX LINE Clouser 120 Ohm 1008

Cables

98660	98661	98662	98663
1 m cable all in one power + signal F 6 pin shield	5 m cable all in one power + signal F 6 pin shield	1 m extension all in one power + signal M+F 6 pin shield	5 m extension all in one power + signal M+F 6 pin shield

Accessories



On request
Directional flaps - shaper

archiline_twin



An evolution of the Archiline range of products to which it resembles in terms of aesthetics and construction concept, Archiline_Twin mainly stands out for its end use, in that it is an atypical projector.

The article combines the wallwashing effect, which is typical of the linear bar with the pointing flexibility of the projector and beam control through the darklight integrated in each single lens: Archiline_Twin draws the best from both types to obtain an innovative and extremely flexible lighting system. In addition, the choice to use orientable linear modules independently allows to vary lighting effects, so as to obtain pointing angles and different scenarios on the wall to advance even further with the light beam, thanks to the two distances from the wall.

Upon request, the article comes with dual optics.

Materials

Anodised aluminium 6060 alloy body
Extra-light tempered glass diffuser



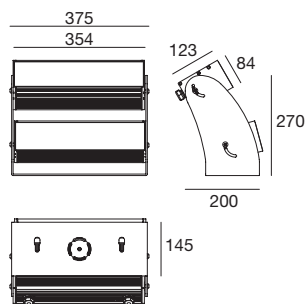
OVP



TCS system

859

Archiline_Twin | Linear profiles | 190-250V | powerLED 78 W AC



CRI 80


Color	Code	2700K	3000K	4000K	Beam Angle	Beam Type	Quantity
Black	81483	5061 lm	5442 lm	5874 lm	M	Spot	15
					W	Flood	30
					N	Elliptic	25
Black	81484	5061 lm	5442 lm	5874 lm	M	Narrow Spot	06
					W		
					N		



light effects range index

Arcada

Arcada



867

Arcada X

Arcada_X



868

Myia

Myia



872

Lopp66

Lopp66



874

Pixie

Pixie



878

Paseo_Pixel

Paseo_Pixel
RGB



882







arcada



Arcada is designed for windows, arches and architraves, and can also be used to highlight doorways, statues, and reliefs. The light distribution reflects the fact that the ends of the diffuser are much shorter than the sides, creating a clearly defined arch shape. The indirect lighting neatly follows the underside of the arch, without producing glare or light pollution.

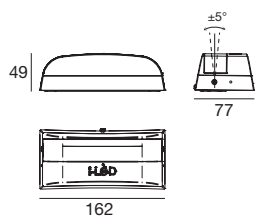
Materials

Aluminium body

Hotel Manin | Milan, Italy



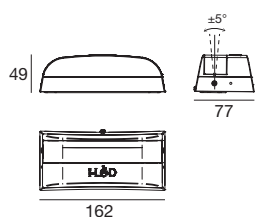

Arcada | Arc light | 190-250 V | powerLED 4,5 W AC



CRI 80

White	95454	2700 K	544 lm	M	Wide Flood	18
Black	95612	3000 K	580 lm	W		
Grey	95619	4000 K	620 lm	N		

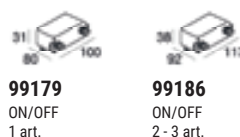
Arcada | Arc light | powerLED 8 W 630 mA



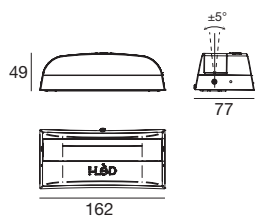
CRI 80

White	95458	2700 K	876 lm	M	Wide Flood	18
Black	95616	3000 K	932 lm	W		
Grey	95623	4000 K	996 lm	N		

Electronics



Arcada | Arc light | powerLED 8 W 220 mA x Ch.



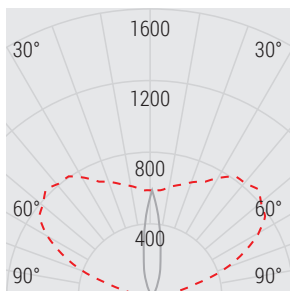
CRI 80

White	95749	RGB		Z	Wide Flood	18
Black	95750					
Grey	95751					


Electronics




95458N18



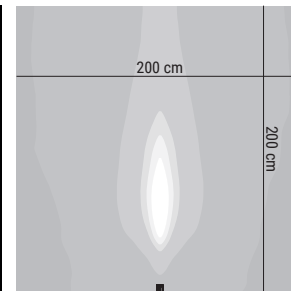
Photometric curve



Light beam

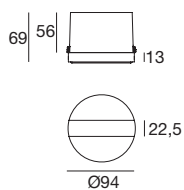


25 LUX 100 LUX 200 LUX 350 LUX 500 LUX



Floor plan

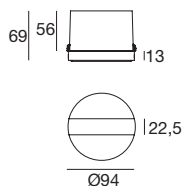
Arcada_X | Arc light | 190-250 V | powerLED 5 W AC



CRI 80

White	93850	2700 K	490 lm	M	Wide Flood	18
Black	92380	3000 K	490 lm	W		
Grey	93851	4000 K	529 lm	N		

Arcada_X RGBW | Arc light | powerLED | 4 W 350 mA x Ch.



CRI 80

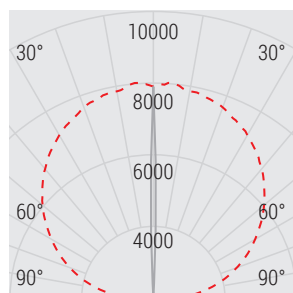
White	95331	RGBW natural white	Q	Wide Flood	18
Black	95332	RGBW warm white	V		
Grey	95333				



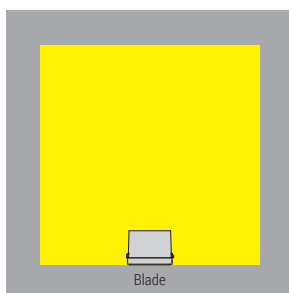
Electronics

 211 167 51 RF driver CC ▶ 970	 60 159 90 DMX driver CC ▶ 977	 DMX controllers ▶ 995	 driver CV 24V/48V ▶ 981-982	 switching CV 24V/48V ▶ 986-989
------------------------------------------------------------------------------------------------------------------------------	-------------------------------------------------------------------------------------------------------------------------------	------------------------------------------------------------------------------------------------------------------	------------------------------------------------------------------------------------------------------------------------	---------------------------------------------------------------------------------------------------------------------------


93850N18



Photometric curve

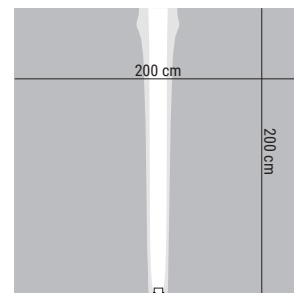


Light beam



100 LUX

500 LUX



Floor plan





myia

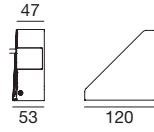



Myla is an innovative way of adding a touch of class to walls and facades. Designed for Linea Light Group by Okapi Light, its distinctive shape is aesthetically and functionally suited to angular structures. It creates a perfectly homogeneous straight beam, both vertically and horizontally, and can be used to produce creative, high-impact effects.

Materials

Aluminium body

Myia | Wall light | 190-250 V | powerLED 9 W AC



CRI 80

White	91596	2700 K	760 lm	M	Wide Flood	90
Black	91597	3000 K	760 lm	W		
Grey	91598	4000 K	821 lm	N		

loop66

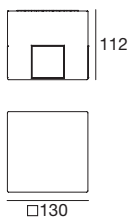


The Loop outdoor IP66 light illuminates walls and facades with four very narrow perpendicular beams using a five-degree optic. The integrated driver is resinated into the body.

Materials

Aluminium body

Loop66 | Wall light | 180-300 V | powerLEDs 25 W AC




CRI 80

White	97065	2700 K	2628 lm	M	Narrow Spot	05
Black	97066	3000 K	2796 lm	W		
Grey	97067	4000 K	2988 lm	N		
Co-Ten	97357					



Euroluce 2015 | Milan, Italy







pixie



At first sight, Pixie looks vaguely like a button, but its dome-shaped diffuser offers immense creative potential. This RGBW unit, with its integrated four-channel control, is Linea Light Group's latest solution for large-scale animated light scenes. It can be installed on the outside of a building using stainless steel accessories and quick connectors. Once installed, each light can be controlled individually to create spectacular software-generated scenes. Pixie is powered by the same cable that transmits the signal.

Materials

Powder-coated, open-pore-anodised aluminium body
Opalescent PMMA diffuser

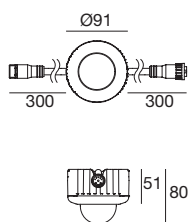



OVP



TCS system

Pixie_PIXEL RGBW_small | Projector | 48V | topLED



3,4 W

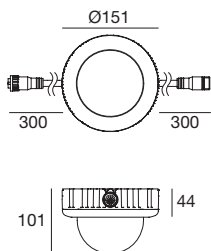
Grey **91981** RGBW natural white **Q** General **00**

12 LEDs

Electronics

switching CV 48V	PRO MK2	PIXIE BOX	TITAN
▶ 986-989	▶ 996	▶ 999	▶ 996

Pixie_PIXEL RGBW_big | Projector | 48V | topLED



8,4 W

Grey **91987** RGBW natural white **Q** General **00**

30 LEDs

Electronics

switching CV 48V	PRO MK2	PIXIE BOX	TITAN
▶ 986-989	▶ 996	▶ 999	▶ 996

Cables

98662 1 m extension all in one power + DMX M+F 6 pin shield	98663 5 m extension all in one power + DMX M+F 6 pin shield	99389 Power extension cable box
89189 10 m Extension for power cable M+F 4 pin M12	89186 5 m DMX cable M 5 pin M12 + M 3 pin XLR	98494 5 m DMX cable M 5 pin M12 + F 3 pin XLR
		98493 5 m DMX cable M 5 pin M12 + M 5 pin XLR

Electronics

Splitter ALLinONE Start & Continuity	98986 DMX LINE Clouser 120 Ohm
▶ 1008	

Accessories

	Couple of side fixing bracket		Fixing tilting bracket
	For Pixie small		For Pixie small 98654
	For Pixie big 98659		For Pixie big 98657
	Fixing hidden bracket		Fixing hidden bracket
	For Pixie small 98655		For Pixie small 98653
	For Pixie big 98658		For Pixie big 98656

pixel technology scenic lighting



Spectacular architecture


Using cutting-edge, performing and environmentally friendly LED technology, Paseo_PIXEL RGB and Pixie_PIXEL RGBW offer a range of products for surfaces and solutions for animated spectacular architecture. The dynamic management of the sources of light, the innovative RGB and RGBW modules with an independent control create spectacular applications of architectural lighting. Maximum flexibility, chromatic quality and installation adaptability.

- VISUAL EFFECT
- FACADE SCENIC LIGHTING
- MULTIMEDIA PIXEL LIGHTING
- WALL AND CEILING LUMINAIRES
- BUILDING ARCHITECTURAL LIGHTING

Paseo_PIXEL



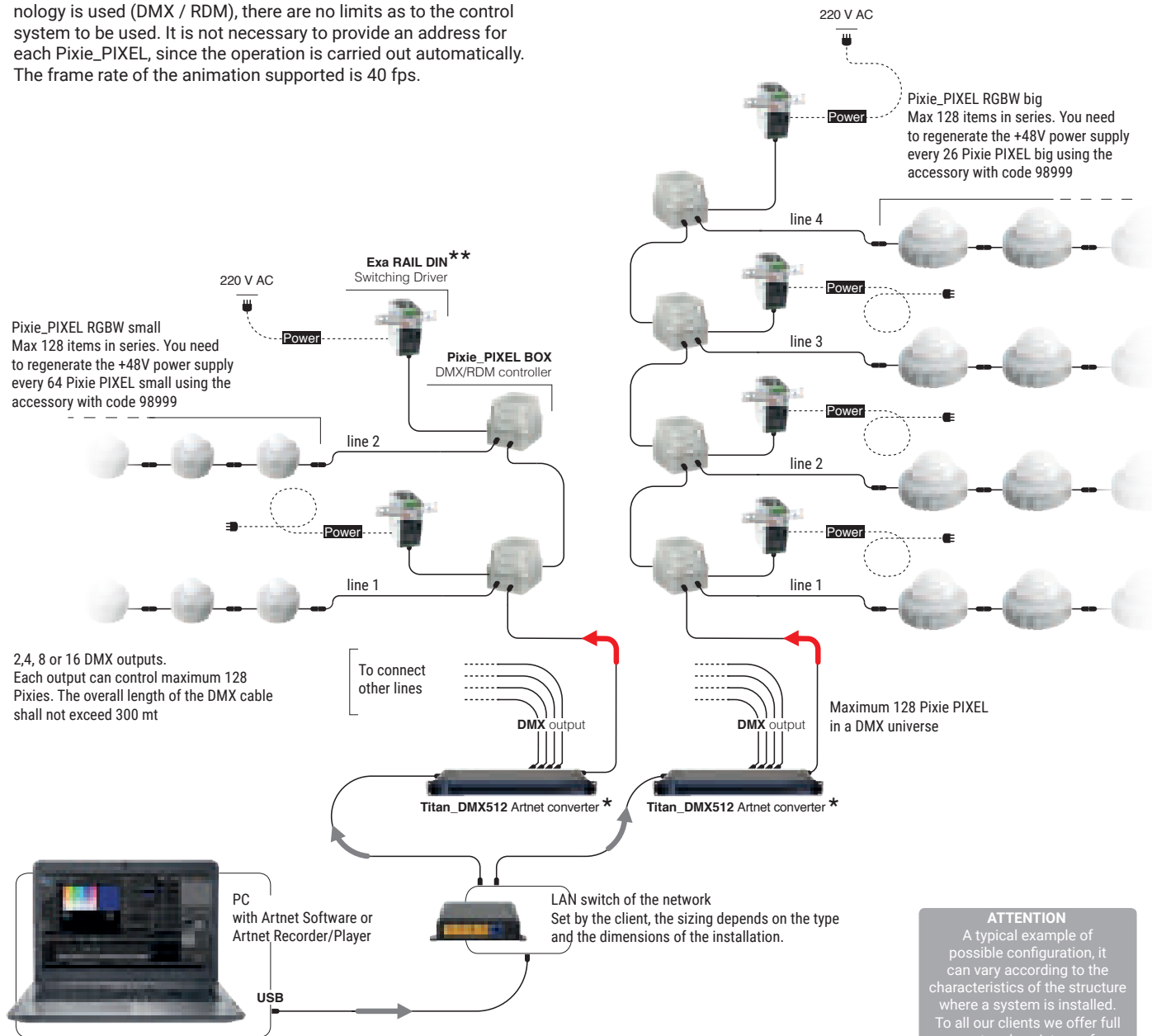
Pixie_PIXEL



pixie_pixel RGBW lighting performance

Example of connection:

A well-structured system of Pixie_PIXEL can be controlled via DMX/RDM, thanks to dedicated control boxes. If a standard technology is used (DMX / RDM), there are no limits as to the control system to be used. It is not necessary to provide an address for each Pixie_PIXEL, since the operation is carried out automatically. The frame rate of the animation supported is 40 fps.



Pixie_PIXEL RGBW small
Max 128 items in series. You need to regenerate the +48V power supply every 64 Pixie_PIXEL small using the accessory with code 98999

Pixie_PIXEL RGBW big
Max 128 items in series. You need to regenerate the +48V power supply every 26 Pixie_PIXEL big using the accessory with code 98999

2,4, 8 or 16 DMX outputs.
Each output can control maximum 128 Pixies. The overall length of the DMX cable shall not exceed 300 mt

Maximum 128 Pixie_PIXEL in a DMX universe

ATTENTION
A typical example of possible configuration, it can vary according to the characteristics of the structure where a system is installed. To all our clients we offer full support and assistance from design to after sales to ensure the best possible service.

→ Artnet III / sACN -Ethernet
→ DMX signal
Titan_DMx512* Artnet converter 996
Power Supply** Switching 48 V DC 981_987-989

For each line it is possible to connect a variable number of Pixie_PIXEL depending on the version (small or big) 48 V DC driver, maximum overall power permitted 240W for each line

Version	Power	Max Pixie connectable in a current line	Max Pixie connectable in a signal line	DMX-RDM cable length
small	3,4 W	64	128 Pixie_	The overall length of the cable between two Pixie_PIXEL shall not exceed 3m
big	8,4 W	26	128 Pixie_	The overall length of the cable between two Pixie_PIXEL shall not exceed 10m

For each 48 V DC driver the maximum number of pixie that can be connected to the same power supply/signal line varies according to the power of the pixie used. It is not possible to connect small Pixie_PIXEL small and Pixie_PIXEL big to the same line.

paseo_PIXEL RGB



OVP



TCS system

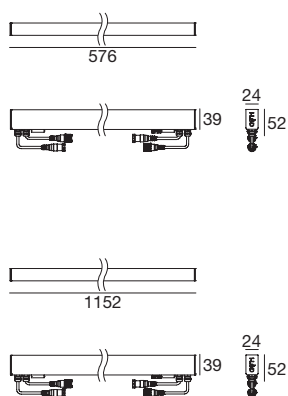
Paseo linear lights use RGB pixel technology to create dynamically animated scenes. Used alone or combined with Pixie, Paseo RGB pixel bars are the ideal solution for large or small installations.

The power and DMX signal cables exit from the bottom of the bar, so it can be combined into continuous lines.

Materials

Polycarbonate body

Paseo_PIXEL RGB DMX 24V | 24V | topLED



576 mm - 10 W

Opaline **81337** RGB Z General **00**

1152 mm - 20 W

Opaline **81338** RGB Z General **00**

Electronics



switching CV 24V PRO MK2 PASEO PIXEL BOX TITAN
 ▶ 986-989 ▶ 996 ▶ 999 ▶ 996

Cables

99216 1,5 m power cable F 4 pin M12	89190 5 m power cable F 4 pin M12	98437 1 m Extension for power cable M+F 4 pin M12	98149 5 m Extension for power cable M+F 4 pin M12	89188 10 m Extension for power cable M+F 4 pin M12	89189 5 m DMX cable M 5 pin M12
89186 5 m DMX cable M 5 pin M12 + M 3 pin XLR	98494 5 m DMX cable M 5 pin M12 + F 3 pin XLR	98493 5 m DMX cable M 5 pin M12 + M 5 pin XLR	98994 1 m DMX extension M+F	98993 5 m DMX extension M+F	89187 10 m DMX extension M+F

Installation accessories



▶ Outer casings and
fixing systems



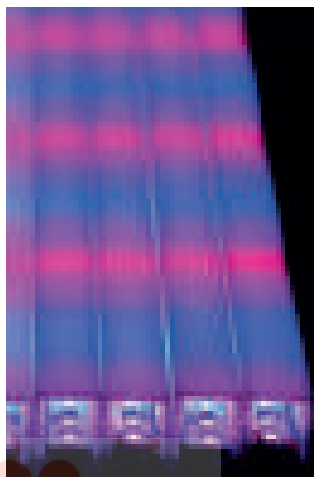
pixel technology lighting engineering

Paseo_PIXEL RGB Lighting performance & engineering

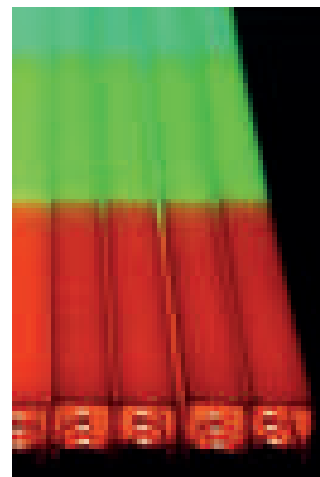
The i-LèD Paseo PIXEL RGB bar redefines the surrounding landscape through the creation of dynamic lighting effects. Every single RGB LED can be controlled individually, the available versions are Paseo PIXEL RGB 576mm with 32 RGB full-color LEDs, or Paseo PIXEL RGB 1152mm with 64 RGB full-color LEDs.



To guarantee a top-level flexibility and an outstanding efficacy in terms of control, a single product allows for multiple resolutions; it is possible to vary the LED and Pixel ratio based on the size of the installation. Pixel is the RGB element that can be individually controlled. At its maximum resolution, the 1152mm Paseo_PIXEL RGB will have 64 independent pixels, whilst the 576mm one will have 32 independent pixels. At its minimum resolution, 1152mm Paseo_PIXEL RGB will be made up of 4 independent pixels, whilst the 576mm one will be made up of 2 independent pixels. The resolution setting can be made through the RDM* (Remote Device Management), a system permitting the bidirectional communication of lights. The device recommended for this kind of operation is Enttec Pro Mk2.



2 LEDs x Pixel

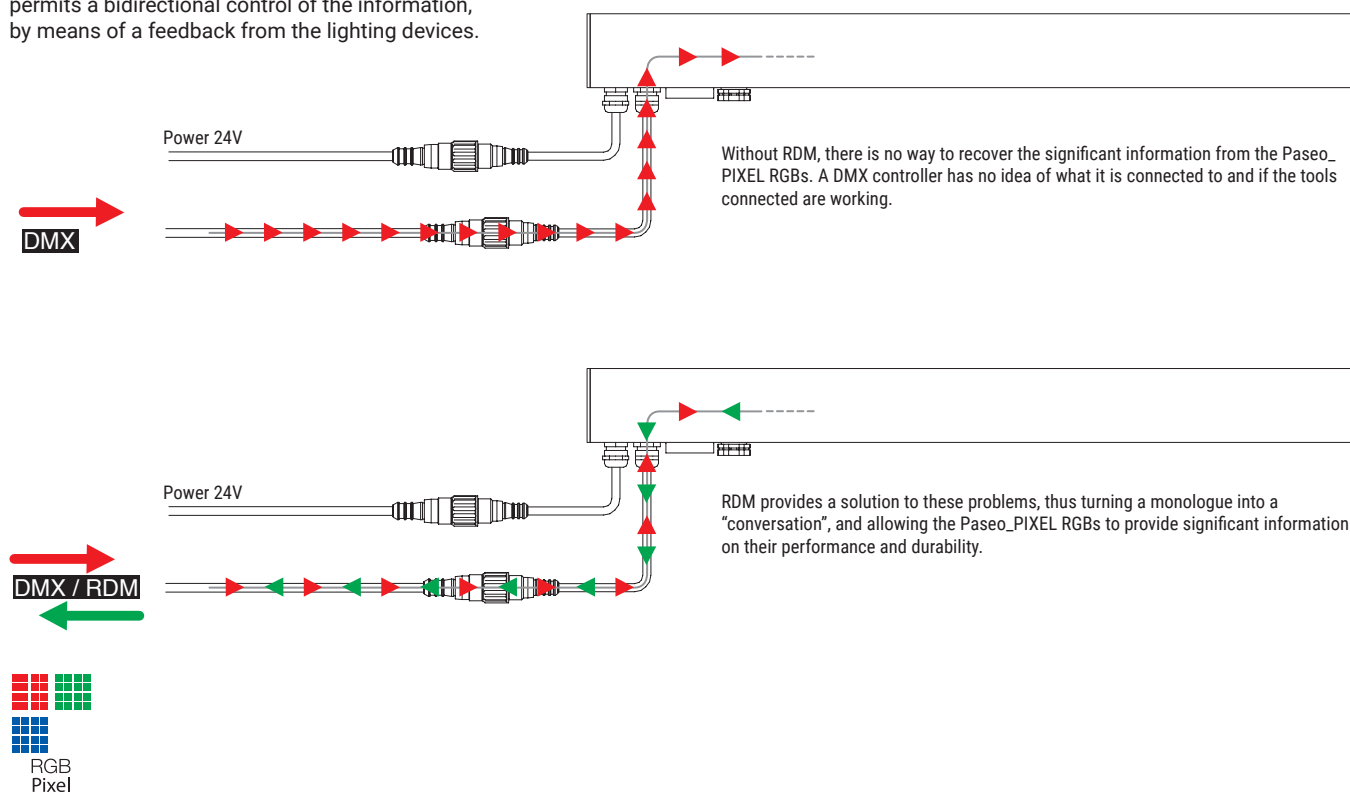


16 LEDs x Pixel

The table in the following page sums up all the possible resolutions.

**What is RDM*?
Remote-Device-Management**

It is an extension of a DMX512 protocol that permits a bidirectional control of the information, by means of a feedback from the lighting devices.



It should be highlighted that a single DMX signal controls maximum 512 channels, such a grouping is normally called universe.

When looking at the table, and considering the extensive use of the DMX channels with resolutions of 1, 2 and 4 LEDs per pixel, you can notice that i-LèD has developed a system that allows to manage 4 DMX universes with the same signal line. The solution, named DMX2048, requires a specific i-LèD.

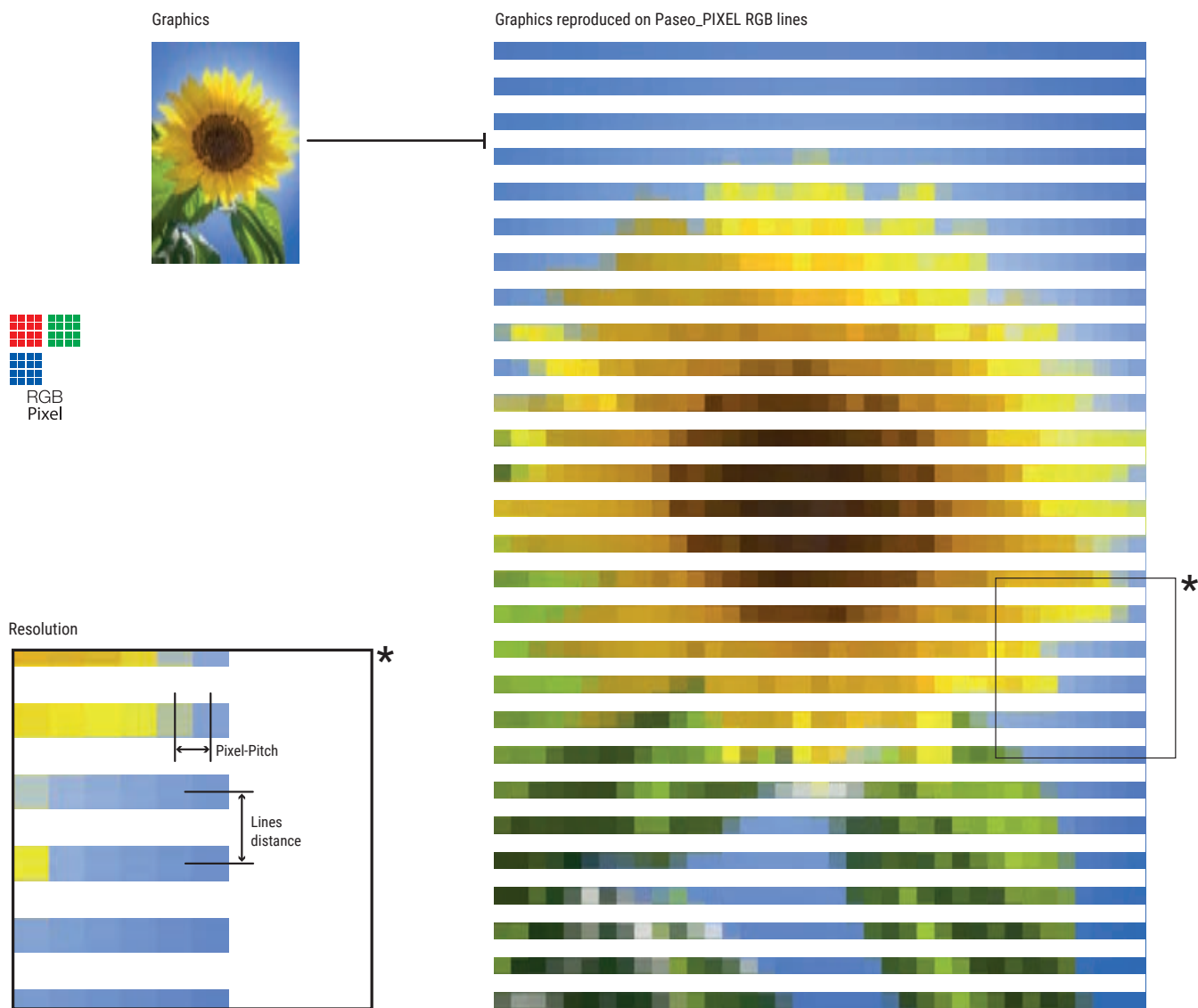
See diagrams 887-888

Example	576 mm (32 LEDs RGB)	1152 mm (64 LEDs RGB)	Pixel-Pitch
1 LED x Pixel	32 PIXEL RGB / 96 CANALI DMX	64 PIXEL RGB / 192 CANALI DMX	18 mm
2 LEDs x Pixel	16 PIXEL RGB / 48 CANALI DMX	32 PIXEL RGB / 96 CANALI DMX	36 mm
4 LEDs x Pixel	8 PIXEL RGB / 24 CANALI DMX	16 PIXEL RGB / 48 CANALI DMX	72 mm
8 LEDs x Pixel	4 PIXEL RGB / 12 CANALI DMX	8 PIXEL RGB / 24 CANALI DMX	144 mm
16 LEDs x Pixel	2 PIXEL RGB / 6 CANALI DMX	4 PIXEL RGB / 12 CANALI DMX	288 mm

pixel technology lighting engineering

Resolution and Pixel-Pitch

Changing the Resolution of a Paseo_PIXEL means substantially altering the size of Pixel and Pixel-Pitch. Large Pixel-Pitches are used in installations where accent lighting is required or in general entertainment applications, to create Wall Washing effects or highly scenic compositions that enhance the edges, depth, and characteristics of the building. With regard to applications capable of playing videos or images, Pixel size is determined by the maximum and minimum viewing distance and the resolution of the video itself.



It is possible to keep the Pixel-Pitch size just like the Lines distance between the Paseo_PIXEL, however, as you can see in the picture, a great result can be obtained by extending the lines much more. The human eye can correctly distinguish the images thanks to the high density of horizontal Pixels. In the example, a double Lines distance has been used as compared to the Pixel-Pitch. The same goes when the Paseo_PIXEL are directed in a vertical position. It is important to keep, however, a high density of Pixels along one direction and "dilute" it along the other.



Some guidelines for the Pixel-Pitch sizing are reported hereunder:

The following calculations and examples are general guidelines to determine the minimum and maximum viewing distances when you wish to play a low-resolution video with the Paseo_Pixel RGBs.

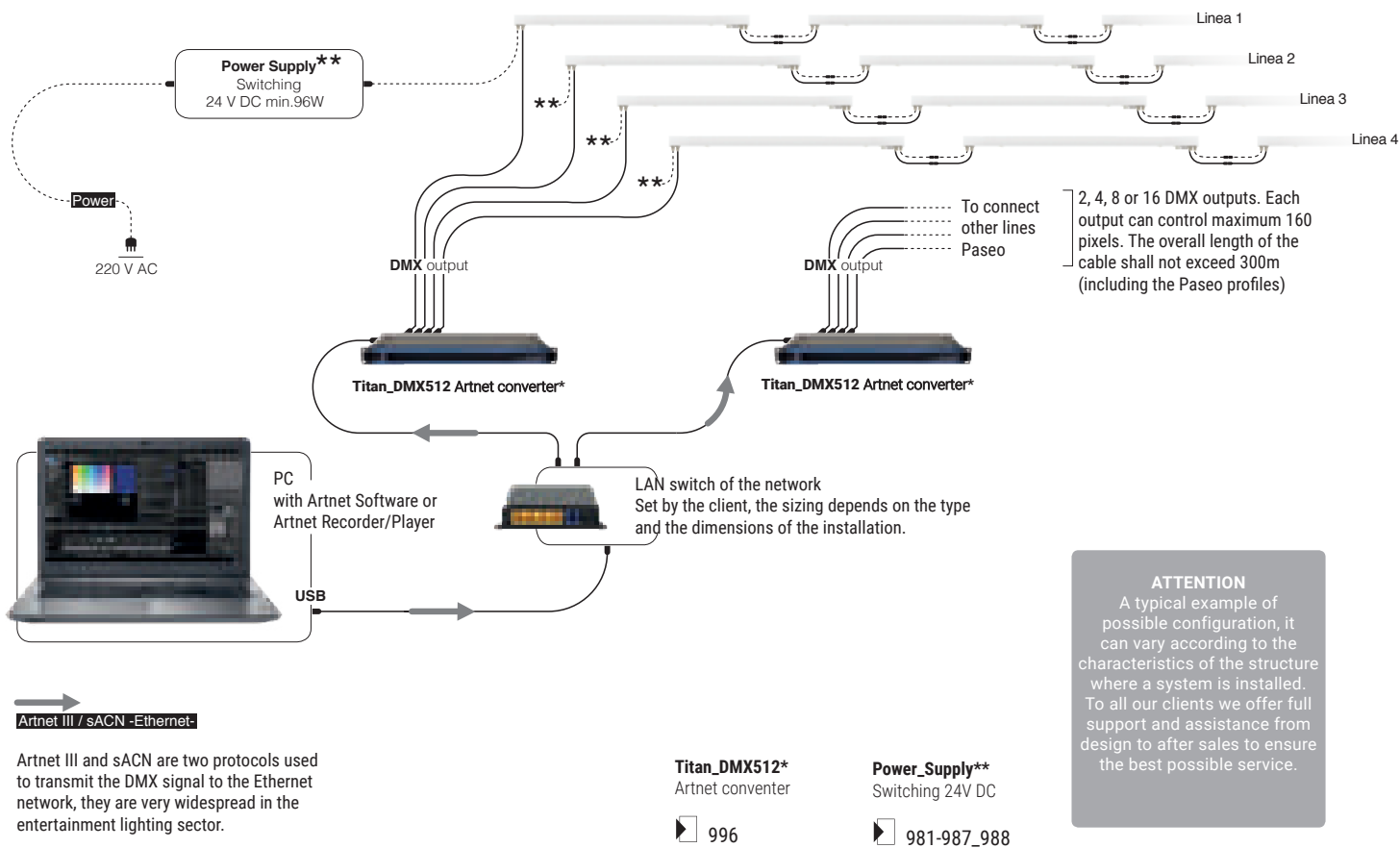
- To determine the minimum viewing distance, multiply the size of the Pixel-Pitch times 100 units. For example, if the Pixel-Pitch is 36 mm, the minimum viewing distance is equal to 3.6 m
- To determine the maximum viewing distance for discernible videos, it is necessary to multiply the height of the screen by 20 units of distance. For example, if the screen is 30 m high, the maximum recognizable viewing distance for the video will be 600m.
- LED display videos can be viewed despite the maximum viewing distance for the discernible videos. To determine the maximum viewing distance for a suitable visual impact, multiply the height of the screen by 50 units of distance. For example, if the screen is 20m high, it will continue to create a visual impact up to 1000m.

However, it is possible to obtain a good visual impact up to 50 times the height of the screen also by overcoming the maximum viewing distance mentioned in the previous point.

pixel technology connection examples

Example of standard DMX512 connection:

For relatively simple projects with low densities of Pixels, we recommend using the Artnet/DMX controller. These controllers feature 2, 4, 8 or 16 DMX ports. Each port/output can control up to maximum 160 pixels and the overall length of the cable shall not exceed 300m (including the Paseo profiles). The frame rate of the animation supported is equal to 40 frames per second.



For each line it is possible to connect a number of **Paseo_PIXEL RGBs** in the following configuration:

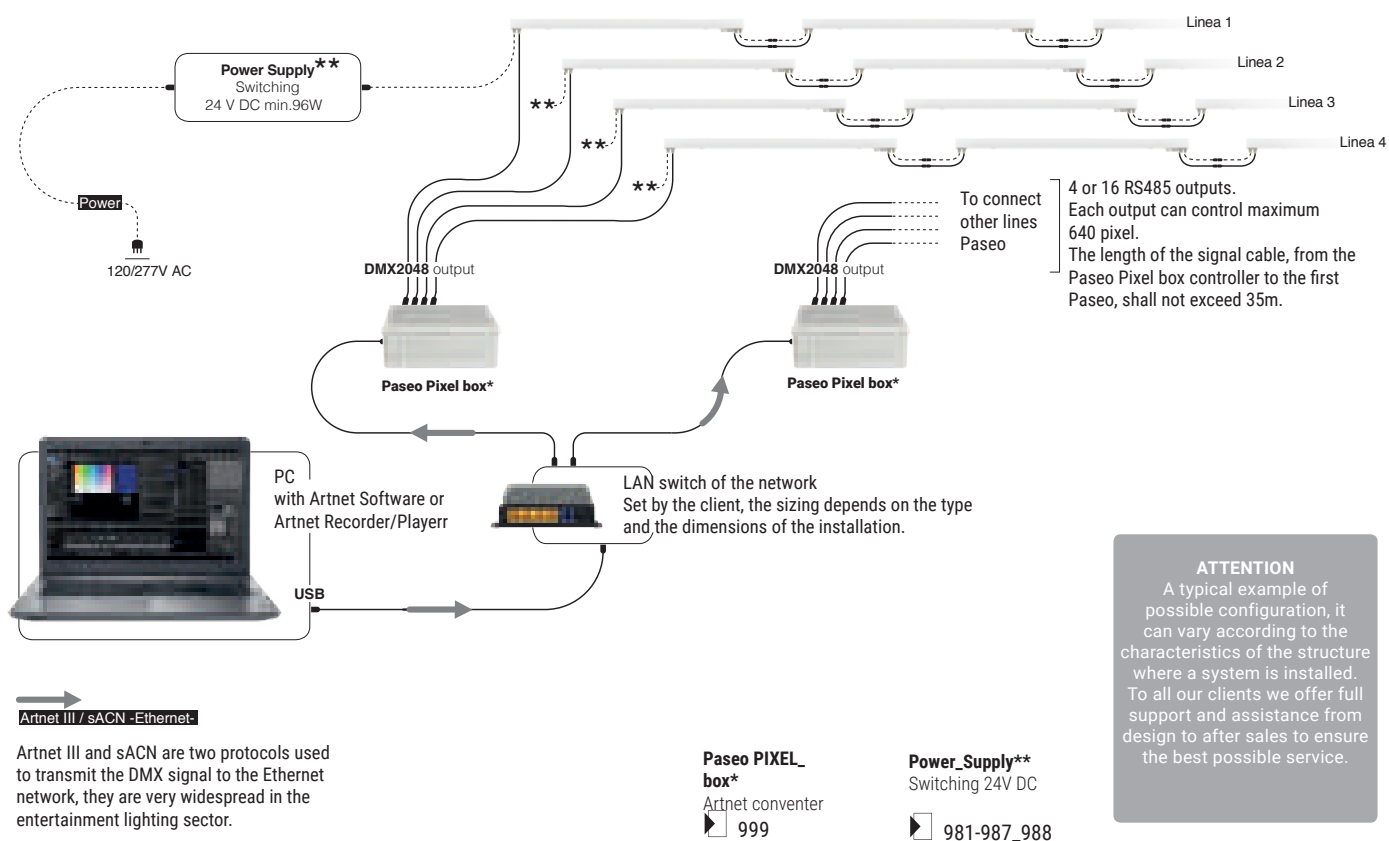
Version	1 LED per pixel max connectable Paseo	2 LEDs per pixel max connectable Paseo	4 LEDs per pixel max connectable Paseo	8 LEDs per pixel max connectable Paseo	16 LEDs per pixel max connectable Paseo
576 mm (32 LEDs) 	5x	10x	21x	42x	85x
1152 mm (64 LEDs) 	2x	5x	10x	21x	42x

For each DRIVER (minimum switching driver 150W) the maximum number of Paseo_PIXEL that can be connected to the same power supply/signal line varies according to the power of the Paseo_PIXEL used. It is also possible to have mixed connection solutions among Paseo_PIXEL with different powers, as long as the 96W limit per power supply channel is not exceeded.

Example of connection with an own DMX2048 system:

For complex projects with high densities of pixels, we recommend using a "PIXEL controller". This controller is equipped with 4 or 16 RS-485 ports (DMX 2048). Each port/output can control up to maximum 640 pixels and the overall length of the cable shall not exceed 80m (including the paseo profiles).

The frame rate of the animation supported is equal to 40 frames per second. The use of the DMX2048 system for structured systems makes the installation of the Paseo PIXELs much easier and cheaper. Compared to the DMX512 solution, the resolution of the Paseo PIXELs being the same, it is possible to control four times the amount of the devices with the same cable. Therefore, it is possible to cover four times the linear distance.






For each signal line, it is possible to manage maximum **640 PIXEL RGBs**.
The length of the cable from the controller to the first **Paseo_PIXEL** shall not exceed **35m**.

Version	1 LED per pixel max connectable Paseo	2 LEDs per pixel max connectable Paseo	4 LEDs per pixel max connectable Paseo	8 LEDs per pixel max connectable Paseo	16 LEDs per pixel max connectable Paseo
576 mm (32 LEDs) 	20x	To be used with the 1152mm version. The total 576mm Paseo_Pixel RGBs is 10x	To be used with the 1152mm version. Connect maximum 10x 576mm Paseo_Pixel RGBs every 1152mm 15x. The total 576mm Paseo_Pixel RGBs is 20x	To be used with the 1152mm version. Connect maximum 10x 576mm Paseo_Pixel RGBs every 1152mm 15x. The total 576mm Paseo_Pixel RGBs is 40x	To be used with the 1152mm version. Connect maximum 10x 576mm Paseo_Pixel RGBs every 1152mm 15x. The total 576mm Paseo_Pixel RGBs is 80x
1152 mm (64 LEDs) 	10x	20x	40x	80x	160x

For each DRIVER (minimum switching driver 150W) the maximum number of Paseo_PIXEL that can be connected to the same power supply/signal line varies according to the power of the Paseo_PIXEL used. It is also possible to have mixed connection solutions of Paseo_PIXEL with different powers, as long as the 640-pixel limit per signal line and the 96W limit per +24V power supply line are not exceeded.

Example of application



underwater range index


Suelo Underwater




Sub



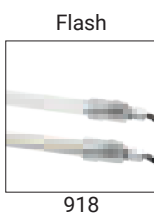
Admiral



Vigilant




Flash













suelo underwater



Aquastop®

Suelo and Suelo PRO are also suitable for underwater environment thanks to the new IP68 versions equipped with the AquaStop® system.

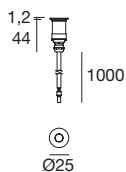
Small and high-performing, these articles come with an anti-vandalism fixing screw thus making them suitable for installation in fountains or in other extremely deep environments as well as easy to reach depths.

Materials

Aluminium body

AISI 316L stainless steel flange

Suelo | Up-Light | 1 W powerLED



C.C. - 350 mA

Steel	80432	2700K	136 lm	M	Medium Flood	20
		3000K	145 lm	W	Medium Flood	35
		4000K	155 lm	N		

Electronics



89419
ON/OFF
1 - 2 art.



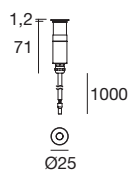
89421
ON/OFF
3 - 6 art.



99183
ON/OFF
6 - 12 art.



Suelo Pro | Up-Light | 1 W powerLED



C.C. - 350 mA

Steel	80433	2700K	136 lm	M	Medium Flood	20
		3000K	145 lm	W	Medium Flood	35
		4000K	155 lm	N		

Electronics



89419
ON/OFF
1 - 2 art.



89421
ON/OFF
3 - 6 art.



99183
ON/OFF
6 - 12 art.



C.V. - 24 V

Steel	80434	2700K	136 lm	M	Medium Flood	20
		3000K	145 lm	W	Medium Flood	35
		4000K	155 lm	N		

Electronics



89488
ON/OFF
1 - 14 art.



89179
ON/OFF
1 - 24 art.



89359
ON/OFF
1 - 48 art.



99332
0/1-10V
1 - 150 art.



99722
DALI
1 - 120 art.

sub



Aquastop®

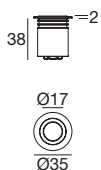
This underwater point light features IP68 and AquaStop® protection and an ultrathin 9-millimetre flange. When positioned in series, it can be used to create attractive dot patterns to highlight the bottom of a pool or architectural feature in contact with water.

Materials

Brass body



Sub_R | Underwater luminaires | powerLED 1.5 W 500 mA



CRI 80

Steel	97315	2700 K	187 lm	M	Spot	15
		3000 K	199 lm	W	Medium Flood	30
		4000 K	213 lm	N	Flood	60
					General	00



RTG 97315W15
97315W30
97315W60
97315W00
97315N30

Electronics



89422
ON/OFF
1 - 2 art.



89423
ON/OFF
2 - 3 art.

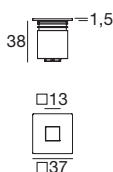


99181
ON/OFF
3 - 6 art.



99185
ON/OFF
6 - 12 art.

Sub_Q | Underwater luminaires | powerLED 1.5 W 500 mA



CRI 80

Steel	97317	2700 K	187 lm	M	Spot	15
		3000 K	199 lm	W	Medium Flood	30
		4000 K	213 lm	N	Flood	60
					General	00



Electronics



89422
ON/OFF
1 - 2 art.



89423
ON/OFF
2 - 3 art.



99181
ON/OFF
3 - 6 art.



99185
ON/OFF
6 - 12 art.



admiral



Aquastop®


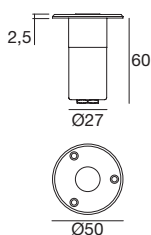
Admiral is designed exclusively for use in water. Its easy-maintenance flange is made from a special high-tech corrosion-resistant polymer, and the light source is totally shielded from the water. It has IP68 protection, and exclusive AquaStop® technology keeps moisture away from the power cables. A choice of five optics makes Admiral an extremely flexible design option.

Materials

AISI 316 stainless steel body
High-tech polymer flange with inertial characteristics making it ideal for underwater settings



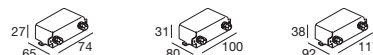
Admiral_I | Underwater luminaires | powerLED 2 W 630 mA



CRI 80

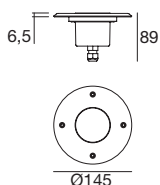
Steel	93114	3000 K	233 lm	W	Narrow Spot	08
		4000 K	249 lm	N	Spot	15
					Medium Flood	30
					Flood	60
					Wide Flood	12
					General	00

Electronics



89420	99179	99186
ON/OFF	ON/OFF	ON/OFF
1 - 2 art.	3 - 6 art.	6 - 12 art.

Admiral_I | Underwater luminaires | 24 V | powerLEDs 6 W



CRI 80

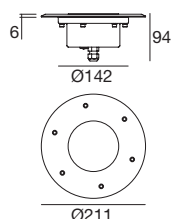
Steel	97631	3000 K	699 lm	W	Spot	15
		4000 K	747 lm	N	Medium Flood	30
					Flood	60
					Wide Flood	12

Electronics



89179	89359	99331	99332	99722
ON/OFF	ON/OFF	ON/OFF	0/1-10V	DALI
1 - 4 art.	1 - 8 art.	1 - 25 art.	1 - 25 art.	1 - 20 art.

Admiral_I | Underwater luminaires | 24 V | powerLEDs 12 W



CRI 80

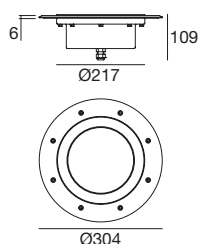
Steel	97632	3000 K	1398 lm	W	Medium Flood	30
		4000 K	1494 lm	N	Flood	60
					Wide Flood	12

Electronics



89179	89359	99331	99332	99722
ON/OFF	ON/OFF	ON/OFF	0/1-10V	DALI
1 - 2 art.	1 - 4 art.	1 - 12 art.	1 - 12 art.	1 - 10 art.

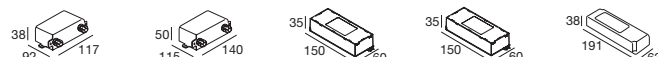
Admiral_I | Underwater luminaires | 24 V | powerLEDs 27 W



CRI 80

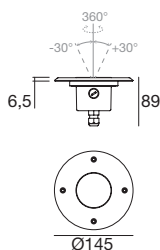
Steel	97638	3000 K	3582 lm	W	Spot	15
		4000 K	3834 lm	N	Medium Flood	30
					Flood	60
					Wide Flood	12

Electronics



89179	89359	99331	99332	99722
ON/OFF	ON/OFF	ON/OFF	0/1-10V	DALI
1 - 2 art.	1 - 4 art.	1 - 15 art.	1 - 15 art.	1 - 12 art.

Admiral_JI | Underwater luminaires | 24 V | powerLEDs 6 W



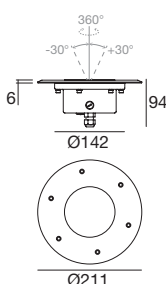
CRI 80

Steel	97641	3000 K	699 lm	W	Spot	15
		4000 K	747 lm	N	Medium Flood	30
					Flood	60

Electronics

89179 ON/OFF 1 - 4 art.	89359 ON/OFF 1 - 8 art.	99331 ON/OFF 1 - 25 art.	99332 0/1-10V 1 - 25 art.	99722 DALI 1 - 20 art.

Admiral_JI | Underwater luminaires | 24 V | powerLEDs 14 W



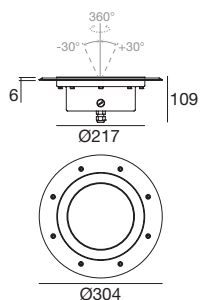
CRI 80

Steel	97643	3000 K	1791 lm	W	Spot	15
		4000 K	1917 lm	N	Medium Flood	30
					Flood	60

Electronics

89179 ON/OFF 1 - 2 art.	89359 ON/OFF 1 - 4 art.	99331 ON/OFF 1 - 12 art.	99332 0/1-10V 1 - 12 art.	99722 DALI 1 - 10 art.

Admiral_JI | Underwater luminaires | 24 V | powerLEDs 18 W



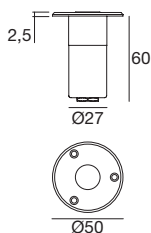
CRI 80

Steel	97691	3000 K	2388 lm	W	Spot	15
		4000 K	2556 lm	N	Medium Flood	30
					Flood	60

Electronics

89179 ON/OFF 1 art.	89359 ON/OFF 1 - 2 art.	99331 ON/OFF 1 - 7 art.	99332 0/1-10V 1 - 7 art.	99722 DALI 1 - 6 art.

Admiral_I | Underwater luminaires | powerLED 2.1 W 220 mA



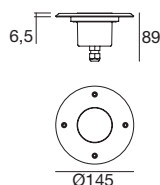
RGB **RTG 94151Z60**
RGB

Steel	94151	RGB	Z	Flood	60
				Wide Flood	12

Electronics

RF driver CC	DMX driver CC	DMX controllers	driver CV 24V/48V	switching CV 24V/48V
▶ 970	▶ 977	▶ 995	▶ 981-982	▶ 986-989

Admiral_I | Underwater luminaires | powerLED 6 W 630 mA



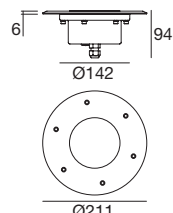
RGB
RGB

Steel	93495	RGB	Z	Spot	15
				Medium Flood	30
				Flood	60
				Wide Flood	12

Electronics

RF driver CC	DMX driver CC	DMX controllers	driver CV 24V/48V	switching CV 24V/48V
▶ 970	▶ 977	▶ 995	▶ 981-982	▶ 986-989

Admiral_I | Underwater luminaires | powerLED 12 W 630 mA



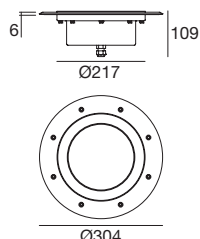
RGB
RGB

Steel	93637	RGB	Z	Spot	15
				Medium Flood	30
				Flood	60
				Wide Flood	12

Electronics

RF driver CC	DMX driver CC	DMX controllers	driver CV 24V/48V	switching CV 24V/48V
▶ 970	▶ 977	▶ 995	▶ 981-982	▶ 986-989

Admiral_I | Underwater luminaires | powerLED 27 W 500 mA



RGB
RGB

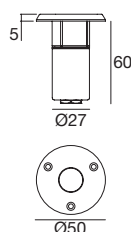
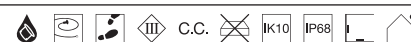
Steel	93498	RGB	Z	Spot	15
				Medium Flood	30
				Flood	60
				Wide Flood	12

Electronics

RF driver CC	DMX driver CC	DMX controllers	driver CV 24V/48V	switching CV 24V/48V
▶ 970	▶ 977	▶ 995	▶ 981-982	▶ 986-989



Admiral_POP | Underwater luminaires | powerLED 2 W 630 mA



CRI 80

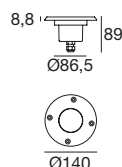
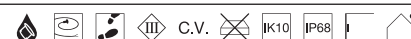
White	93112	3000 K	233 lm	W	Spot	15
		4000 K	249 lm	N	Medium Flood	30
					Flood	60
					General	00

Electronics

89420 ON/OFF 1 - 2 art.	99179 ON/OFF 3 - 6 art.	99186 ON/OFF 6 - 12 art.



Admiral_POP | Underwater luminaires | 24 V | powerLEDs 6 W



CRI 80

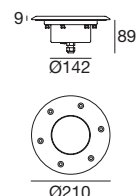
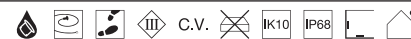
White	97647	3000 K	699 lm	W	Spot	15
		4000 K	747 lm	N	Medium Flood	30
					Flood	60
					Wide Flood	12

Electronics

89179 ON/OFF 1 - 4 art.	89359 ON/OFF 1 - 8 art.	99331 ON/OFF 1 - 25 art.	99332 0/1-10V 1 - 25 art.	99722 DALI 1 - 20 art.



Admiral_POP | Underwater luminaires | 24 V | powerLEDs 18 W



CRI 80

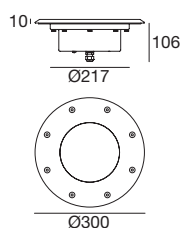
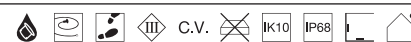
White	97648	3000 K	2097 lm	W	Spot	15
		4000 K	2241 lm	N	Medium Flood	30
					Flood	60

Electronics

89179 ON/OFF 1 - 2 art.	89359 ON/OFF 1 - 4 art.	99331 ON/OFF 1 - 12 art.	99332 0/1-10V 1 - 12 art.	99722 DALI 1 - 10 art.



Admiral_POP | Underwater luminaires | 24 V | powerLEDs 27 W



CRI 80

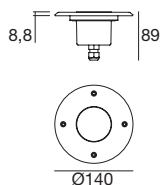
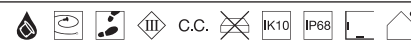
White	97651	3000 K	3582 lm	W	Spot	15
		4000 K	3834 lm	N	Medium Flood	30
					Flood	60

Electronics

89179 ON/OFF 1 - 2 art.	89359 ON/OFF 1 - 4 art.	99331 ON/OFF 1 - 15 art.	99332 0/1-10V 1 - 15 art.	99722 DALI 1 - 12 art.



Admiral_POP | Underwater luminaires | powerLED 6 W 630 mA



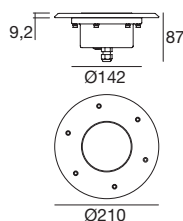
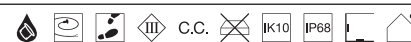
White	93503	RGB	Z	Spot	15
				Medium Flood	30
				Flood	60
				Wide Flood	12



Electronics

 211 167 51 RF driver CC ▶ 970	 601 159 90 DMX driver CC ▶ 977	 DMX controllers ▶ 995	 driver CV 24V/48V ▶ 981-982	 switching CV 24V/48V ▶ 986-989
-----------------------------------------------------------------------------------------------------------------------------	-------------------------------------------------------------------------------------------------------------------------------	-----------------------------------------------------------------------------------------------------------------	-----------------------------------------------------------------------------------------------------------------------	--------------------------------------------------------------------------------------------------------------------------

Admiral_POP | Underwater luminaires | powerLED 18 W 630 mA



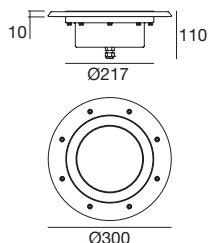
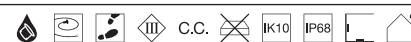
White	93505	RGB	Z	Spot	15
				Medium Flood	30
				Flood	60
				Wide Flood	12



Electronics

 211 167 51 RF driver CC ▶ 970	 601 159 90 DMX driver CC ▶ 977	 DMX controllers ▶ 995	 driver CV 24V/48V ▶ 981-982	 switching CV 24V/48V ▶ 986-989
------------------------------------------------------------------------------------------------------------------------------	--------------------------------------------------------------------------------------------------------------------------------	------------------------------------------------------------------------------------------------------------------	------------------------------------------------------------------------------------------------------------------------	---------------------------------------------------------------------------------------------------------------------------

Admiral_POP | Underwater luminaires | powerLED 27 W 500 mA



White	93506	RGB	Z	Spot	15
				Medium Flood	30
				Flood	60
				Wide Flood	12




Electronics

 211 167 51 RF driver CC ▶ 970	 601 159 90 DMX driver CC ▶ 977	 DMX controllers ▶ 995	 driver CV 24V/48V ▶ 981-982	 switching CV 24V/48V ▶ 986-989
-------------------------------------------------------------------------------------------------------------------------------	---------------------------------------------------------------------------------------------------------------------------------	-------------------------------------------------------------------------------------------------------------------	-------------------------------------------------------------------------------------------------------------------------	----------------------------------------------------------------------------------------------------------------------------

Admiral | Recessed casing

IP68



type	Ø mm	h. mm	suitable for	
PVC	75	132	Admiral 2 W	84945

Admiral | Watertight Recessed casing



type	Ø mm	h. mm	suitable for	
PVC	75	113	Admiral 2 W	84990

Admiral | Watertight Recessed casing

IP68



type	Ø mm	h. mm	suitable for	
PVC	130	138	Admiral 6 W	84937

Admiral | Recessed casing



type	Ø mm	h. mm	suitable for	
PVC	130	138	Admiral 6 W	84942

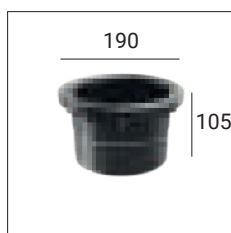
Admiral | Watertight Recessed casing

IP68



type	Ø mm	h. mm	suitable for	
PVC	190	105	Admiral 12 W - 14 W	84938

Admiral | Recessed casing



type	Ø mm	h. mm	suitable for	
PVC	190	105	Admiral 12 W - 14 W	84943

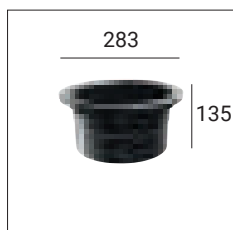
Sub | Watertight Recessed casing

IP68



type	Ø mm	h. mm	suitable for	
PVC	283	135	Pop 27 W	84939

Sub | Recessed casing



type	Ø mm	h. mm	suitable for	
PVC	283	135	Admiral_I 27 W	84944
PVC	283	135	Admiral_JI 18 W	

Admiral | Watertight Recessed casing

IP68



type	Ø mm	h. mm	suitable for	
PVC	75	93	Suelo 1 W	99678

Admiral | Recessed casing



type	Ø mm	h. mm	suitable for	
PVC	75	123	Suelo Pro 1 W	99679

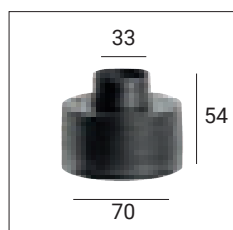
Sub | Watertight Recessed casing

IP68



type	Ø mm	h. mm	suitable for	
PVC	75	93	Sub	98148

Sub | Recessed casing



type	Ø mm	h. mm	suitable for	
PVC	70	54	Sub	98060

vigilant




AquaStop®

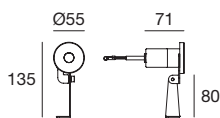
The Vigilant swivel bracket light range is versatile and reliable. It includes DMX-controlled models to create and manage dynamic white or coloured scenes. Vigilant has the highest possible degree of water protection, thanks to IP68 and AquaStop®, and of mechanical resistance (IK10).

Materials

AISI 316 stainless steel body



Vigilant | Underwater luminaires | powerLEDs 4 W 350 mA



CRI 80

Steel	80314	3000 K	490 lm	W	Spot	15
		4000 K	529 lm	N	Medium Flood	30
					Flood	60

Electronics



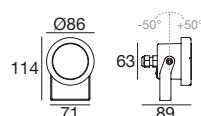
89421
ON/OFF
1 art.



99183
ON/OFF
2 - 3 art.



Vigilant | Underwater luminaires | 24 V | powerLEDs 6 W



CRI 80

Steel	97659	3000 K	699 lm	W	Spot	15
		4000 K	747 lm	N	Medium Flood	30
					Flood	60
					Wide Flood	12

Electronics



89179
ON/OFF
1 - 4 art.



89359
ON/OFF
1 - 8 art.



99331
ON/OFF
1 - 25 art.



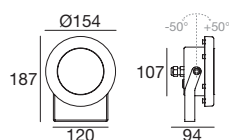
99332
0/1-10V
1 - 25 art.



99722
DALI
1 - 20 art.



Vigilant | Underwater luminaires | 24 V | powerLEDs 12 W



CRI 80

Steel	97660	3000 K	1398 lm	W	Medium Flood	30
		4000 K	1494 lm	N	Flood	60
					Wide Flood	12

Electronics



89179
ON/OFF
1 - 2 art.



89359
ON/OFF
1 - 4 art.



99331
ON/OFF
1 - 12 art.



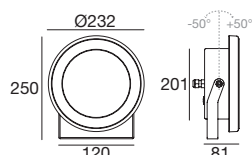
99332
0/1-10V
1 - 12 art.



99722
DALI
1 - 10 art.



Vigilant | Underwater luminaires | 24 V | powerLEDs 27 W



CRI 80

Steel	97666	3000 K	3582 lm	W	Spot	15
		4000 K	3834 lm	N	Medium Flood	30
					Flood	60
					Wide Flood	12

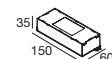
Electronics



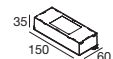
89179
ON/OFF
1 - 2 art.



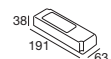
89359
ON/OFF
1 - 4 art.



99331
ON/OFF
1 - 15 art.



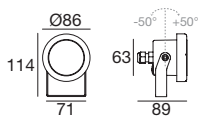
99332
0/1-10V
1 - 15 art.



99722
DALI
1 - 12 art.



Vigilant RGB | Underwater luminaires | powerLED 6 W 630 mA

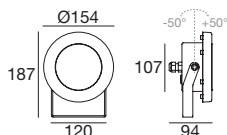


Steel	93511	RGB	Z	Spot	15
				Medium Flood	30
				Flood	60
				Wide Flood	12

Electronics

RF driver CC	DMX driver CC	DMX controllers	driver CV 24V/48V	switching CV 24V/48V
▶ 970	▶ 977	▶ 995	▶ 981-982	▶ 986-989

Vigilant RGB | Underwater luminaires | powerLED 12 W 630 mA

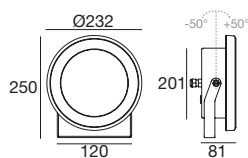


Steel	93647	RGB	Z	Spot	15
				Medium Flood	30
				Flood	60
				Wide Flood	12

Electronics

RF driver CC	DMX driver CC	DMX controllers	driver CV 24V/48V	switching CV 24V/48V
▶ 970	▶ 977	▶ 995	▶ 981-982	▶ 986-989

Vigilant RGB | Underwater luminaires | powerLED 27 W 500 mA




Steel	93514	RGB	Z	Spot	15
				Medium Flood	30
				Flood	60
				Wide Flood	12

Electronics

RF driver CC	DMX driver CC	DMX controllers	driver CV 24V/48V	switching CV 24V/48V
▶ 970	▶ 977	▶ 995	▶ 981-982	▶ 986-989

flash



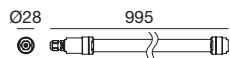

Aquastop®

Flash redefines the concept of linear lighting by taking it underwater. Its IP68 protection, AquaStop® technology and extreme physical strength make it extremely safe and reliable. Its dispersion-free single beam is available in three tones of white.

Materials

Polycarbonate body
AISI 316 stainless steel closures

Flash | Underwater luminares | topLED 22 W 24 V



CRI 80

Steel	95322	3000 K	2050 lm	W	General	00
		4000 K	2260 lm	N	Transparent	36

Electronics



89179
ON/OFF
1 art.



89359
ON/OFF
1 - 2 art.



99331
ON/OFF
1 - 7 art.

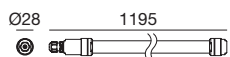

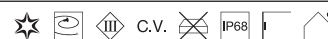
Accessories



98286
2 x
Fixing clips



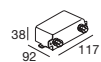
Flash | Underwater luminares | topLED 27 W 24 V



CRI 80

Steel	95323	3000 K	2500 lm	W	General	00
		4000 K	2770 lm	N	Transparent	36

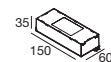
Electronics



89179
ON/OFF
1 - 2 art.



89359
ON/OFF
1 - 4 art.




99331
ON/OFF
1 - 15 art.

Accessories






98286
2 x
Fixing clips







led strips range index



Rubber

Rubber side-bend	Rubber 3D-bend	Accessories
 new Mado in Italy	 new Mado in Italy	 new
927	928	931


Ribbon Plus

Ribbon Plus 70	Ribbon Plus Hi-Flux	Ribbon Plus 140	Ribbon Plus WT	Ribbon Plus Dynamic	Ribbon Plus RGBW
 Mado in Italy	 Mado in Italy	 Mado in Italy	 new Mado in Italy	 new Mado in Italy	 new Mado in Italy
935	935	935	936	936	936

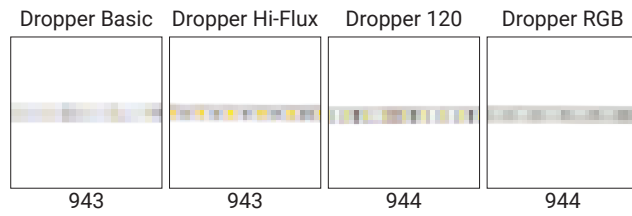
PU_C

PU_C Plus 70	PU_C Plus Hi-Flux
 new Mado in Italy	 new Mado in Italy
937	937

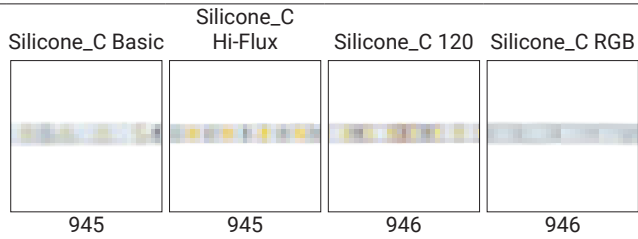
Ribbon




Dropper



Silicone_C



Accessories







Guaranteed quality

The design and production cycles of our 'Made in Italy' strips guarantee quality and efficiency over time and, above all, long-term consistency in terms of the technical parameters required by the designer, such as light distribution that is always constant, the integrity of the product and the materials that make it up and the duration of the LED lights.



Made in Italy

Materials

It is easy to consider the high quality of the flexible components (rubber, polyurethane, silicon) that makes up the Linea Light Group strips, or the coverings that protect and preserve the integrity of the LED chips. However, we feel that it is also important to highlight those components that do not always jump out at you: like the 99.8% purity of the copper used, which guarantees a thicker gauge wire and boosts the performance of the strips to an absolutely top shelf level of excellence.



99.8% purity

Tests and checks

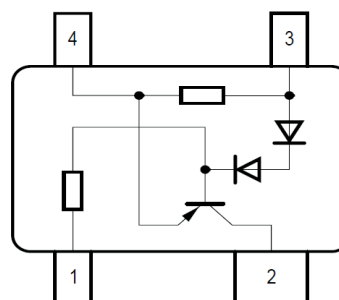
Linea Light Group conducts numerous mechanical and heat stress tests in its own laboratories aimed at guaranteeing strips that are 100% compliant with the high quality standards the market requires. Specifically:

- compliance inspections on the assembly of the components;
- operational tests for 12 hours;
- impact mechanical strength tests on the components;
- heat resistance tests for 12 hours (with oven time at 45-50°C);
- high frequency mechanical strength test.



Safety systems

One of the most important safety systems adopted by Linea Light Group is the inverted polarity protection: in the event of accidental installation with the poles inverted, the strip works correctly and remains undamaged. This is a very useful feature in those installation situations where there is a large number of pieces, tight work deadlines and a high probability of fortuitous mistakes.



Less than two MacAdam steps

We choose the best manufacturers to ensure that LEDs maintain consistency of colour over time and within lighting projects. Our standard of quality is less than two MacAdam steps, meaning that differences between LEDs are not visible to the naked eye, and the LEDs are regarded as being of excellent quality.



MacAdam < 3



Chromatic inhomogeneity

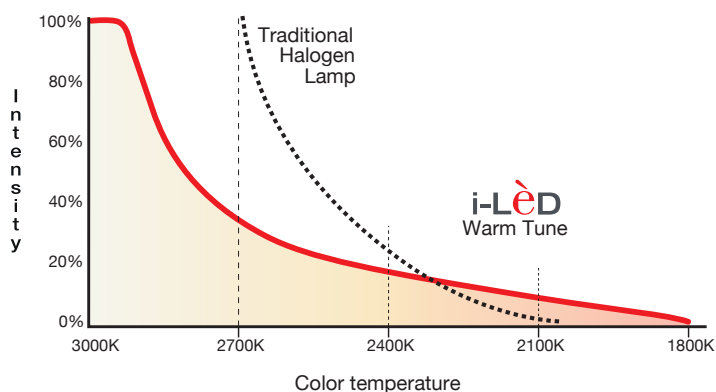
RGBW, Warm Tune and Dynamic White versions

The new control systems with touch dimmer and minimalistic aesthetics allow easy management of the RGBW, Warm Tune and Dynamic White technologies used by the latest generation Linea Light Group strips.

- RGBW: The white separated by the three RGB colours in the diode provides the designer with an extra possibility, combining a very pure white light with the excellent colour mixing.

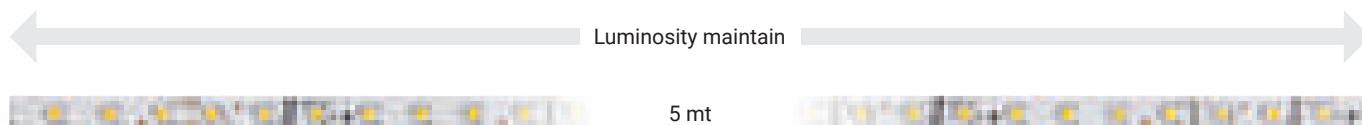
- Warm Tune is the result of a Smooth Dimming technology which allows for a gradual reduction of the colour temperature from 3000K to 1800K with the simple, decreasing adjustment of the light intensity in order to create suggestive and subdued atmospheres.

- Dynamic White is connected to a concept of visual comfort, but also to emphasising the product in retail environments through the gradual switch from 3000K to 6000K, maintaining the light intensity and quality characteristics unchanged.



Uniform brightness

Thanks to the integrated ICS system, Linea Light Group guarantees uniform lighting along the entire length of the strip. A specific chip intervenes upon a voltage drop, typical when there are extended circuits, preventing drops in the luminous flow. The Linea Light Group strips perfectly maintain lumen values from the start to the end of the circuit.



rubber



Aquastop®

A LED strip covered in UV-stabilised polyurethane to protect it from the sun, and AquaStop® technology to keep out spray and moisture. At up to 10 metres a roll, Rubber's flexible body contains a polyurethane resin diffuser that creates eyecatching and perfectly uniform lines of light. Also available in an RGB version.

Versatility for every solution

Rubber is available with polyurethane covering for standard applications with temperatures between -20°C and +45°C. Available in two versions, 2D and 3D bend, to adapt to any design needs. The Rubber range includes numerous accessories, including recessed casings and clips to fasten the strips, both in the versions with or without wire hole.

The option with wire hole allows the power cable to be concealed from view, preserving its integrity. The space also becomes useful for running other wires. The small, toothed clips retain the flexible polyurethane body of the strip, allowing routing variations.



Customisation

In addition to the proposed dimensions, the length of the strip can be customised upon request. The custom version is sealed in the factory with the same procedure as the standard models in order to ensure the same production quality.

The customer can also cut the standard 3D bend (every 45 mm) and 2D bend (every 50 mm) version and seal the cut end using the special 99539 KIT, sold separately, maintaining the original product warranty.



3D bend

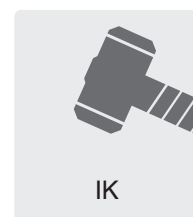

Rubber is one of a kind. Its new, patented internal circuit structure means the strip can be bent in any direction, creating a whole new spectrum of applications. The five-metre rolls can easily be cut every 45 millimetres for maximum versatility.



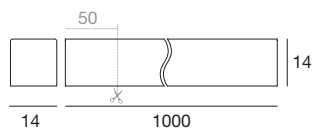
Maximum reliability and performance

The unit is UV stabilised to protect it from the sun, with IP67 and IK10 ratings and high standards of electrical, thermal and mechanical safety complying with EN 60598-1.

This, combined with its exceptional output of 1,100 lm/m, means that Rubber is second to none when it comes to performance and reliability.



Rubber Side_bend | LED strip | 10 W/m 24 V



Made in Italy



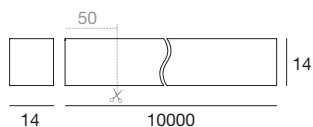
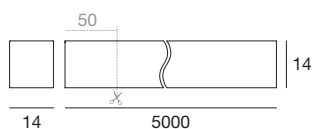
warranty



hi-resolution



SDCM



CRI 85

Opaline	1 m	80409	2700 K	1060 lm
Opaline	1 m	80410	3000 K	1145 lm
Opaline	1 m	80411	4000 K	1236 lm

Electronica

89179 ON/OFF 1 - 2 art.	89359 ON/OFF 1 - 4 art.	99331 ON/OFF 1 - 15 art.	99332 0/1-10V 1 - 15 art.	99722 DALI 1 - 12 art.

CRI 85

Opaline	5 m	80412	2700 K	5300 lm
Opaline	5 m	80413	3000 K	5725 lm
Opaline	5 m	80414	4000 K	6180 lm

Electronics

99331 ON/OFF 1 - 3 art.	99332 0/1-10V 1 - 3 art.	99722 DALI 1 - 2 art.	99787 DALI 1 - 4 art.

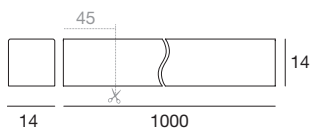
CRI 85

Opaline	10 m	80391	2700 K	10600 lm
Opaline	10 m	80392	3000 K	11450 lm
Opaline	10 m	80393	4000 K	12360 lm

Electronics

99331 ON/OFF 1 art.	99332 0/1-10V 1 art.	99722 DALI 1 art.	99787 DALI 1 - 2 art.

Rubber 3D_bend | LED strip | 10W/m 24 V



CRI 85

Opaline	1 m	80394	2700 K	1020 lm
Opaline	1 m	80395	3000 K	1100 lm
Opaline	1 m	80396	4000 K	1190 lm

Electronics

89179 ON/OFF 1 - 2 art.	89359 ON/OFF 1 - 4 art.	99331 ON/OFF 1 - 15 art.	99332 0/1-10V 1 - 15 art.	99722 DALI 1 - 12 art.

CRI 85

Opaline	5 m	80397	2700 K	5100 lm
Opaline	5 m	80398	3000 K	5500 lm
Opaline	5 m	80399	4000 K	5950 lm

Electronics

99331 ON/OFF 1 - 3 art.	99332 0/1-10V 1 - 3 art.	99722 DALI 1 - 2 art.	99787 DALI 1 - 4 art.



Made in Italy



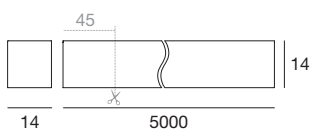
warranty



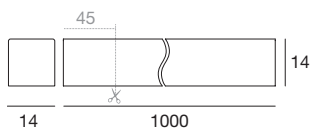

hi-resolution



SDCM



Rubber 3D_bend RGBW | LED strip | 16,5 W/m 24 V



Opaline 1 m **80403**

RGBW (3000K)

Electronics

- | | | | | |
|--------------|---------------|-----------------|---------------|------------------|
| | | | | |
| RF driver CV | DMX driver CV | DMX controllers | driver CV 24V | switching CV 24V |
| ▶ 985 | ▶ 985 | ▶ 995 | ▶ 981-982 | ▶ 986-989 |



Made in Italy



warranty



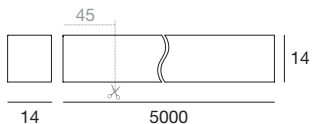
hi-resolution



SDCM



RGBW




Opaline 5 m **80404**


RGBW (3000K)

Electronics

- | | | | | |
|--------------|---------------|-----------------|---------------|------------------|
| | | | | |
| RF driver CV | DMX driver CV | DMX controllers | driver CV 24V | switching CV 24V |
| ▶ 985 | ▶ 985 | ▶ 995 | ▶ 981-982 | ▶ 986-989 |



Rubber Accessories | Linear profile

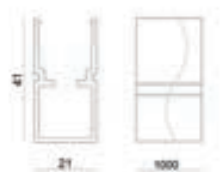


Anod. Al. **99549**

Rubber Side_bend
Rubber 3D

1000 mm 19 mm 18 mm

Rubber Accessories | Linear profile with cable run




Anod. Al. **99535**

Rubber Side_bend
Rubber 3D

1000 mm 21 mm 41 mm

Rubber Accessories | Clip with toothed spring




Anod. Al. **99536**

Rubber Side_bend
Rubber 3D

50 mm 21 mm 23 mm

Rubber Accessories | Clip with toothed spring with cable run



Anod. Al. **99537**

Rubber Side_bend
Rubber 3D

50 mm 21 mm 41 mm

Rubber Accessories PU_C | Cable with female connector



99688

2 m extension + 2-pole female connector

Rubber Accessories | Cable with female connector



99692

2 m extension + 5-pole female connector

Rubber Accessories PU_C | Cable with male connector



99689

2 m extension + 2-pole male connector

Rubber Accessories | Cable with male connector



99693

2 m extension + 5 pole male connector

Rubber Accessories | Cap kits



99539


Kit with 2 polyurethane caps



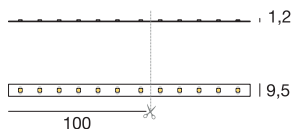
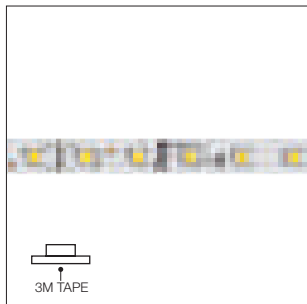
ribbon Plus | PU_C



The Ribbon Plus and PU_C ranges offer various 'Made in Italy' solutions for indoor and outdoor applications with flexible and adhesive circuit: from models with 60 LEDs/metre in basic version or hi-flux for higher performance, to models with 120 or 240 LEDs/metre, all the way to the RGBW, Warm Tune and Dynamic White options, with various accessories. Easily adaptable to each type of application, they can be bent or cut based on the design needs.



Ribbon Plus 70 LEDs/m | LED strip | 3.2 W/m 24 V




CRI 85

5 m	98635	2700 K	2070 lm
5 m	98636	3000 K	2245 lm
5 m	98637	4000 K	2425 lm

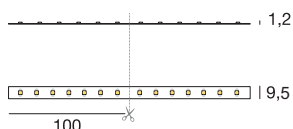

Electronics



99374 ON/OFF 1 - 4 art.	99332 0/1-10V 1 - 8 art.	99722 DALI 1 - 6 art.
--------------------------------------	---------------------------------------	------------------------------------



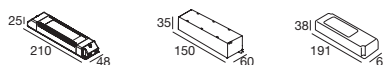
Ribbon Plus Hi-Flux 70 LEDs/m | LED strip | 12.5 W/m 24 V




CRI 85

5 m	98638	2700 K	7745 lm
5 m	98639	3000 K	8385 lm
5 m	98640	4000 K	8980 lm

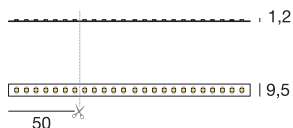
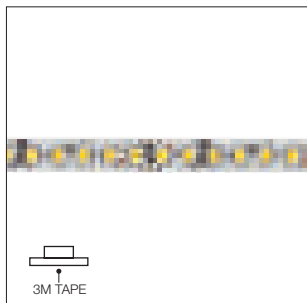

Electronics



99374 ON/OFF 1 art.	99332 0/1-10V 1 - 2 art.	99722 DALI 1 art.
----------------------------------	---------------------------------------	--------------------------------



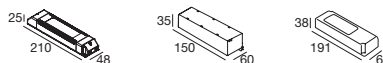
Ribbon Plus 140 LEDs/m | LED strip | 7.2 W/m 24 V




CRI 85

5 m	98945	2700 K	4315 lm
5 m	98946	3000 K	4615 lm
5 m	98948	4000 K	4715 lm

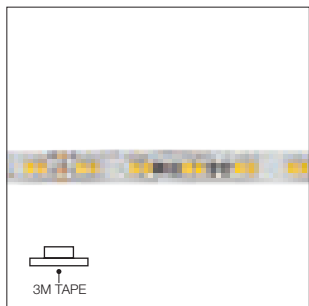
Electronics



99374 ON/OFF 1 - 2 art.	99332 0/1-10V 1 - 4 art.	99722 DALI 1 - 3 art.
--------------------------------------	---------------------------------------	------------------------------------



Ribbon Plus WT 70+70 LEDs/m | LED strip | 12,8 W/m 24 V



CRI 85

5 m **99671** 1800-3000 K

Electronics



RF driver CV
▶ 985



DMX driver CV
▶ 985



DMX controllers
▶ 995



driver CV 24V
▶ 981-982



switching CV 24V
▶ 986-989



Made in Italy



SDCM



WARMTUNE



3 years warranty

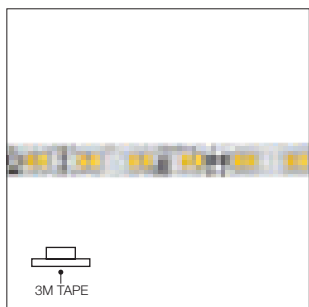



CRI 85 hi-resolution



RTG

Ribbon Plus Dynamic White 70+70 LEDs/m | LED strip | 13,2 W/m 24 V



CRI 85

5 m **99672** 1800-5000 K

Electronics



RF driver CV
▶ 985



DMX driver CV
▶ 985



DMX controllers
▶ 995



driver CV 24V
▶ 981-982



switching CV 24V
▶ 986-989



Made in Italy



SDCM



DYNAMICWHITE



3 years warranty





CRI 85 hi-resolution



RTG

Ribbon Plus RGBW | LED strip 60+60 LEDs/m | 19,6 W/mm 24 V



CRI 80

5 m **99670** RBGW - 3000 K

Electronics



RF driver CV
▶ 985



DMX driver CV
▶ 985



DMX controllers
▶ 995



driver CV 24V
▶ 981-982



switching CV 24V
▶ 986-989



Made in Italy



RGBW

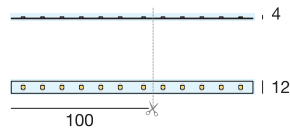
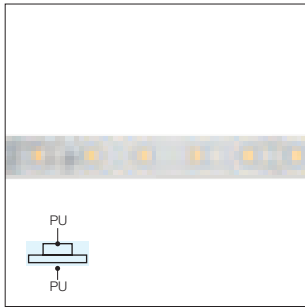


3 years warranty



RTG

PU_C Plus 70 LEDs/m | LED strip | 3.2 W/m 24 V




CRI 85

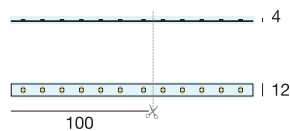
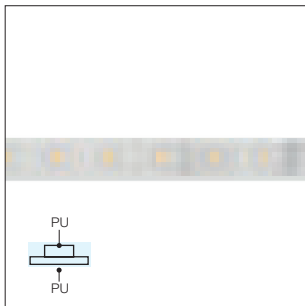
5 m	98774	2700 K	2070 lm
5 m	98776	3000 K	2245 lm
5 m	98775	4000 K	2425 lm

Electronics

89179 ON/OFF 1 art.	89359 ON/OFF 1 - 3 art.	99331 ON/OFF 1 - 9 art.	99332 0/1-10V 1 - 9 art.	99722 DALI 1 - 7 art.



PU_C Plus Hi-Flux 70 LEDs/m | LED strip | 12.5 W/m 24 V




CRI 85

5 m	98777	2700 K	7745 lm
5 m	98779	3000 K	8385 lm
5 m	98778	4000 K	8980 lm

Electronics

99331 ON/OFF 1 - 2 art.	99332 0/1-10V 1 - 2 art.	99722 DALI 1 art.	99787 DALI 1 - 3 art.



PU_C Plus | Fixing kit




features

1 x	Colla - Glue
20 x	Staffe - Brackets
40 x	M3x25 viti - screws
10 x	Tappi - Caps

suitable for

5 m PU_C	98964
----------	--------------

PU_C Plus | Fixing brackets



features


10 x	Staffe - Brackets
20 x	M3x25 viti - screws

suitable for

5 m PU_C	89223
----------	--------------



ribbon | dropper | silicone_C



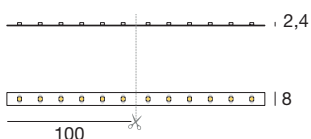
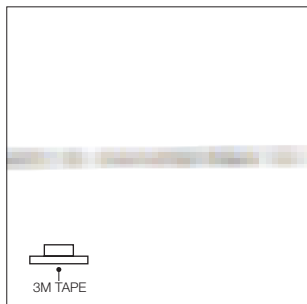
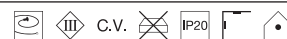
The Ribbon range comprises a variety of strip solutions with flexible adhesive circuits.

Dropper is a flexible IP50 strip with the top covered in silicone, a protected diode, and an adhesive base.

The real strength of Silicone_C lies in its IP66 protection, thanks to silicone sheathing that makes it completely water and dust resistant while maintaining a flexible circuit.



Ribbon Basic 60 LEDs/m | LED strip | stripLED 4.8 W/m 24 V



RTG

CRI 80

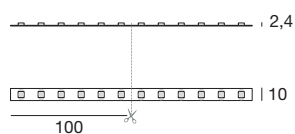

5 m	98342	2500 K	1350 lm
5 m	98011	2700 K	1800 lm
5 m	98556	3000 K	1825 lm
5 m	98012	4000 K	1850 lm

Electronics



99374 ON/OFF 1 - 3 art.	99332 0/1-10V 1 - 6 art.	99722 DALI 1 - 5 art.
--------------------------------------	---------------------------------------	------------------------------------

Ribbon Hi-Flux 60 LEDs/m | LED strip | stripLED 12 W/m 24 V

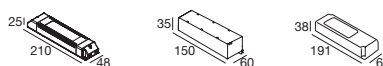


RTG

CRI 80

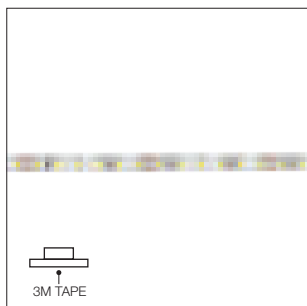
5 m	99608	2700 K	4900 lm
5 m	99612	3000 K	5100 lm
5 m	99610	4000 K	5500 lm

Electronics



99374 ON/OFF 1 art.	99332 0/1-10V 1 - 2 art.	99722 DALI 1 - 2 art.
----------------------------------	---------------------------------------	------------------------------------

Ribbon 120 LEDs/m | LED strip | stripLED 9.6 W/m 24 V

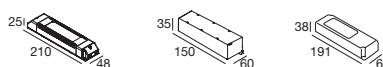


RTG

CRI 80

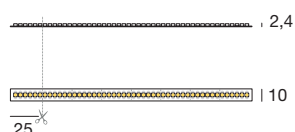
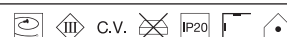
5 m	98078	2700 K	3600 lm
5 m	98568	3000 K	3610 lm
5 m	98451	3500 K	3625 lm
5 m	98077	4000 K	3700 lm

Electronics



99374 ON/OFF 1 art.	99332 0/1-10V 1 - 3 art.	99722 DALI 1 - 2 art.
----------------------------------	---------------------------------------	------------------------------------

Ribbon 240 LEDs/m | LED strip | stripLED 19.2 W/m 24 V

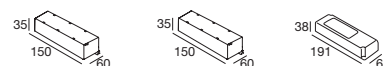


RTG

CRI 80

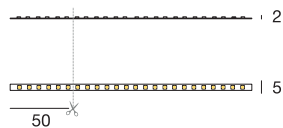
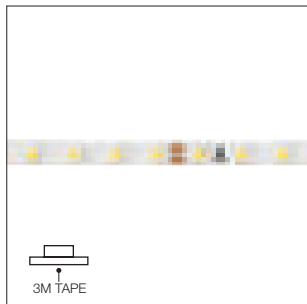
5 m	98084	2700 K	7200 lm
5 m	98570	3000 K	7250 lm
5 m	98083	4000 K	7400 lm

Electronics



99331 ON/OFF 1 art.	99332 0/1-10V 1 art.	99722 DALI 1 art.
----------------------------------	-----------------------------------	--------------------------------

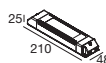
Ribbon Slim 120 LEDs/m | LED strip | stripLED 9.6 W/m 24 V



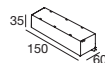
CRI 80

5 m	98880	2700 K	3350 lm
5 m	98881	3000 K	3450 lm
5 m	98882	4000 K	3750 lm

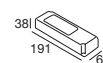
Electronics



99374
ON/OFF
1 art.

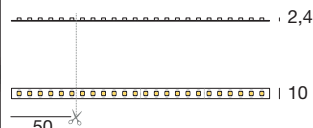
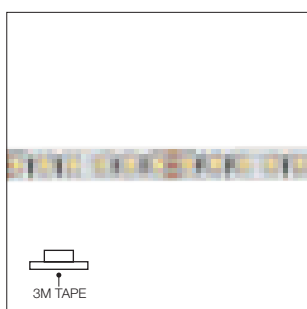


99332
0/1-10V
1 - 3 art.



99722
DALI
1 - 2 art.

Ribbon Dynamic 60+60 LEDs/m | LED strip | stripLED 19.2 W/m 24 V



3000-6000K
DYNAMICWHITE



CRI 80

5 m	98548	3000 - 6000 K
-----	--------------	---------------

Electronics



RF driver CV
985



DMX driver CV
985



DMX controllers
995

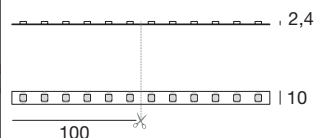


driver CV 24V
981-982



switching CV 24V
986-989

Ribbon RGB 60 LEDs/m | LED strip | stripLED 14.4 W/m 24 V



RGB



CRI 80

5 m	98017	RGB
-----	--------------	-----

Electronics



RF driver CV
985



DMX driver CV
985



DMX controllers
995

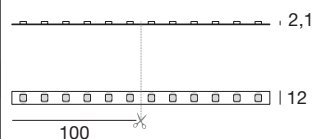


driver CV 24V
981-982



switching CV 24V
986-989

Ribbon RGBW 60 LEDs/m | LED strip | stripLED 19.2 W/m 24 V



RGBW



CRI 80

5 m	99643	RGBW - 3000 K
-----	--------------	---------------

Electronics



RF driver CV
985



DMX driver CV
985



DMX controllers
995

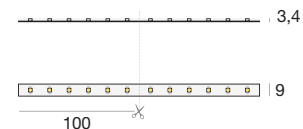
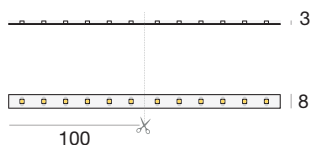



driver CV 24V
981-982



switching CV 24V
986-989

Dropper Basic 60 LEDs/m | LED strip | stripLED 4.8 W/m 24 V



RTG

CRI 80

5 m	98019	2700 K	1800 lm
-----	--------------	--------	---------

Electronics



99374
ON/OFF
1 - 3 art.

99332
0/1-10V
1 - 6 art.

99722
DALI
1 - 5 art.

CRI 80

5 m	99588	2700 K	2300 lm
5 m	99592	3000 K	2400 lm
5 m	99590	4000 K	2500 lm

Electronics

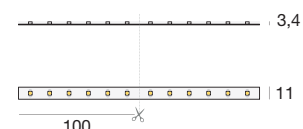
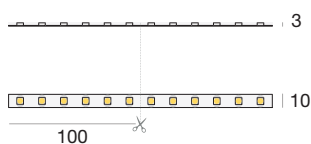
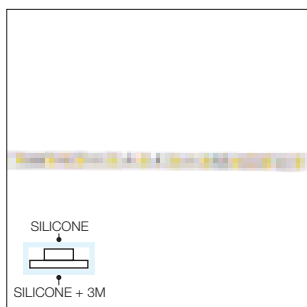


99374
ON/OFF
1 - 3 art.

99332
0/1-10V
1 - 6 art.

99722
DALI
1 - 5 art.

Dropper Hi-Flux 60 LEDs/m | LED strip | stripLED 14.4 W/m 24 V

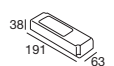
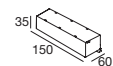
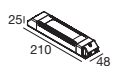


RTG

CRI 80

5 m	98092	2700 K	5400 lm
-----	--------------	--------	---------

Electronics



99374
ON/OFF
1 art.

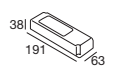
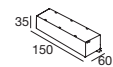
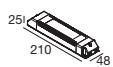
99332
0/1-10V
1 - 2 art.

99722
DALI
1 art.

CRI 80

5 m	99628	2700 K	4750 lm
5 m	99632	3000 K	5100 lm
5 m	99630	4000K	5500 lm

Electronics

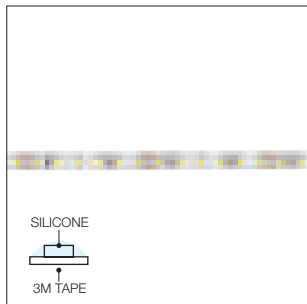


99374
ON/OFF
1 art.

99332
0/1-10V
1 - 2 art.

99722
DALI
1 art.

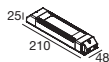
Dropper 120 LEDs/m | LED strip | stripLED 9.6 W/m 24 V



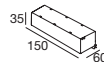
CRI 80

5 m	98572	3000 K	3610 lm
5 m	98574	4000 K	3700 lm

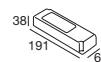
Electronics



99374
ON/OFF
1 art.



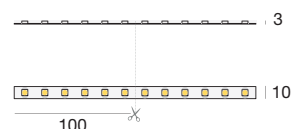
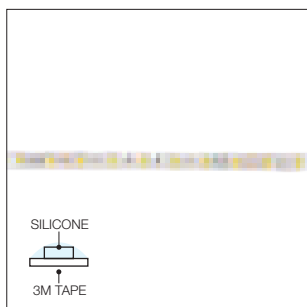

99332
0/1-10V
1 - 3 art.



99722
DALI
1 - 2 art.



Dropper RGB 60 LEDs/m | LED strip | stripLED 14.4 W/m 24 V



CRI 80

5 m	98025	RGB
-----	--------------	-----

Electronics



RF driver CV
985



DMX driver CV
985



DMX controllers
995



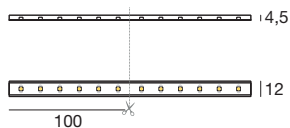
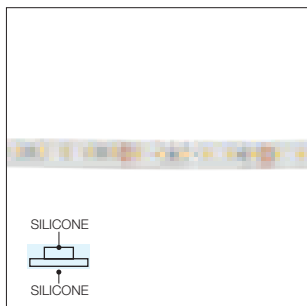
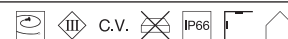
driver CV 24V
981-982



switching CV 24V
986-989



Silicone_C Basic 60 LEDs/m | LED strip | stripLED 4.8 W/m 24 V



RTG

CRI 80

5 m	98346	2500 K	1350 lm
5 m	98027	2700 K	1800 lm
5 m	98560	3000 K	1825 lm
5 m	98028	4000 K	1850 lm

Electronics



89179
ON/OFF
1 art.



89359
ON/OFF
1 - 2 art.



99331
ON/OFF
1 - 6 art.

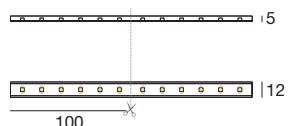
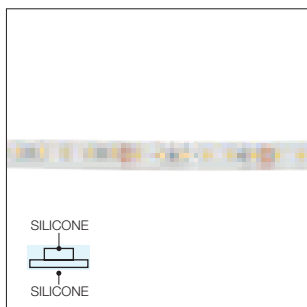



99332
0/1-10V
1 - 6 art.



99722
DALI
1 - 5 art.

Silicone_C Hi-Flux 60 LEDs/m | LED strip | stripLED 12 W/m 24 V

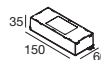


RTG

CRI 80

5 m	99622	3000 K	4750 lm
-----	--------------	--------	---------

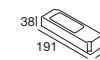
Electronics



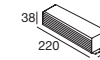
99331
ON/OFF
1 - 2 art.



99332
0/1-10V
1 - 2 art.

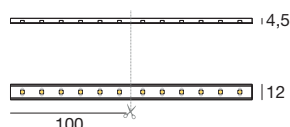
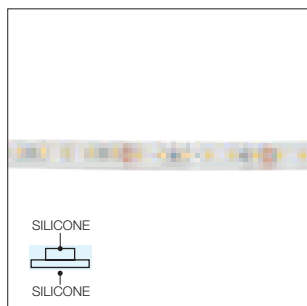



99722
DALI
1 - 2 art.



99787
DALI
1 - 4 art.

Silicone_C Hi-Flux 60 LEDs/m | LED strip | stripLED 14.4 W/m 24 V

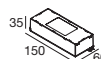


RTG

CRI 80 - 14,4W/m

5 m	98352	2500 K	4050 lm
5 m	98042	2700 K	5400 lm
5 m	98043	4000 K	5550 lm

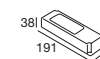
Electronics



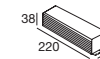
99331
ON/OFF
1 - 2 art.



99332
0/1-10V
1 - 2 art.

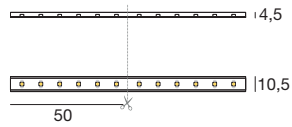
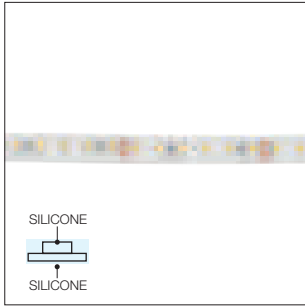


99722
DALI
1 art.



99787
DALI
1 - 3 art.

Silicone_C 120 LEDs/m | LED strip | stripLED 14,4 W/m 24 V



CRI 80 - 14,4 W/m

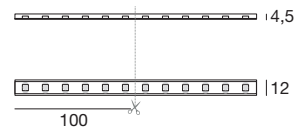
5 m	62403	7230 lm	3000 K
5 m	62403N	7495 lm	4000 K

Electronics

 99331 ON/OFF 1 - 2 art.	 99332 0/1-10V 1 - 2 art.	 99722 DALI 1 art.	 99787 DALI 1 - 3 art.
------------------------------------------	-------------------------------------------	------------------------------------	----------------------------------------

RTG

Silicone_C Basic RGB 60 LEDs/m | LED strip | stripLED 14,4 W/m 24 V



CRI 80

5 m	98033	RGB
-----	--------------	-----

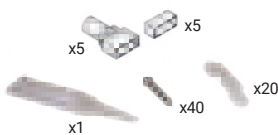
Electronics

 RF driver CV 985	 DMX driver CV 985	 DMX controllers 995	 driver CV 24V 981-982	 switching CV 24V 986-989
-------------------------	--------------------------	----------------------------	------------------------------	---------------------------------



RTG

Silicone_C | Fixing kit




features

- 1 x Colla - Glue
- 20 x Staffe - Brackets
- 40 x M3x25 viti - screws
- 10 x Tappi - Caps

suitable for

5 m Silicone_C **98373**

Silicone_C | Fixing brackets



features

- 10 x Staffe - Brackets
- 20 x M3x25 viti - screws

suitable for

5 m Silicone_C **89223**

LED Strips | Multiple outlet cable



connector	sec. Ø	available for	L mm	
F	2 x 0,35 mm ²	Ribbon mono Dropper mono	300 m	89121

LED Strips | Extension for multiple outlets



connector	sec. Ø	available for	L mm	
M + F	2 x 0,35 mm ²	Ribbon mono Dropper mono	1000 m	89123
			3000 m	89125

LED Strips | Quick connector



connector	sec. Ø	available for	L mm	
1 clip	2 x 0,35 mm ²	Ribbon basic mono Ribbon Hi-Flux mono	150 m	98384

LED Strips | Extension of the quick connector



connector	sec. Ø	available for	L mm	
2 clip	2 x 0,70 mm ²	Ribbon basic mono Ribbon Hi-Flux mono	150 m	98379

LED Strips | Quick connector joint



connector		available for		
2 clip		Ribbon basic mono Ribbon Hi-Flux mono Ribbon basic RGB Ribbon Hi-Flux RGB		98383

LED Strips | Multiple outlet cable



connector	sec. Ø	available for	L mm	
6 M	2 x 0,35 mm ²	Ribbon basic mono Dropper mono	1000 m	89119

LED Strips | Extension for multiple outlets



connector	sec. Ø	available for	L mm	
F	3 x 0,35 mm ²	Ribbon Dynamic		99357
M	3 x 0,35 mm ²	Ribbon Dynamic		99358

LED Strips | Extension for multiple outlets



connector	sec. Ø	available for	L mm	
M + F	3 x 0,35 mm ²	Ribbon Dynamic	1000 m	98551
			3000 m	98552

RGB Strips | Multiple outlet cable



connector	sec. Ø	available for	L mm	
F	4 x 0,35 mm ²	Ribbon RGB Dropper RGB	300 m	89122

RGB Strips | Extension for multiple outlets



connector	sec. Ø	available for	L mm	
M + F	4 x 0,35 mm ²	Ribbon RGB Dropper RGB	1000 m 3000 m	89124 89126

LED Strips | Multiple outlet cable



connector	sec. Ø	available for	L mm	
6 M		Ribbon RGB Dropper RGB		89120

LED Strips | IP66 cable



connector	sec. Ø	available for	L mm	
1 M	2 x 0,75 mm ²	Silicone_C mono	1000 m	89629

LED Strips | IP66 extension



connector	sec. Ø	available for	L mm	
1 F	2 x 0,75 mm ²	Silicone_C mono	2000 m	99000

RGB Strips | IP66 cable




connector	sec. Ø	available for	L mm	
1 M	4 x 0,35 mm ²	Silicone_C RGB	2000 m	89630

RGB Strips | IP66 extension



connector	sec. Ø	available for	L mm	
1 F	4 x 0,35 mm ²	Silicone_C RGB	2000 m	99001

Low surface profile | Indoor LED Strips



type	L mm		
Anod. AL	2 m	Profilo - Profile	98891
Transp.	2 m	Diffusore - Diffuser	98941
Satinized	2 m	Diffusore - Diffuser	98942
Opaline	2 m	Diffusore - Diffuser	98943
	2 x	Tappi - Caps	98892
	5 x	Staffe - Brackets	98944




Compatible with
Ribbon - Ribbon Plus - Ribbon slim
Dropper

KIT composition

1 x	98891-98943-98892-98944	98954
10 x	98891-98943	98955

High surface profile | Indoor LED Strips

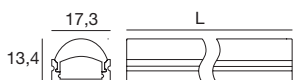


type	L mm		
Anod. AL	2 m	Profilo - Profile	98893
Transp.	2 m	Diffusore - Diffuser	98941
Satinized	2 m	Diffusore - Diffuser	98942
Opaline	2 m	Diffusore - Diffuser	98943
	2 x	Tappi - Caps	98894
	5 x	Staffe - Brackets	98944

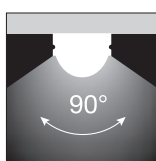


Compatible with
Ribbon - Ribbon Plus - Ribbon slim
Dropper
Silicone_C - PU_C Plus

90° surface profile | Indoor LED Strips

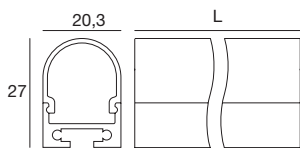


type	L mm		
Anod. AL	2 m	Profilo - Profile	98923
Satinized	2 m	Diffusore - Diffuser	98925
	2 x	Tappi - Caps	98928
	5 x	Staffe - Brackets	98927




Compatible with
Ribbon - Ribbon Plus - Ribbon slim
Dropper
Silicone_C - PU_C Plus

High round surface profile | Indoor LED Strips

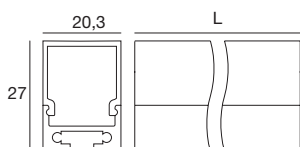



type	L mm		
Anod. AL	2 m	Profilo - Profile	98933
Opaline	2 m	Diffusore - Diffuser	98934
	2 x	Tappi - Caps	98936
	5 x	Staffe - Brackets	98935




Compatible with
Ribbon - Ribbon Plus - Ribbon slim
Dropper

Square surface profile | Indoor LED Strips

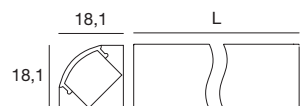


type	L mm		
Anod. AL	2 m	Profilo - Profile	98929
Opaline	2 m	Diffusore - Diffuser	98930
	2 x	Tappi - Caps	98932
	5 x	Staffe - Brackets	98931



Compatible with
Ribbon - Ribbon Plus - Ribbon slim
Dropper

Corner profile | Indoor LED Strips

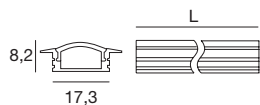



type	L mm		
Anod. AL	2 m	Profilo - Profile	98903
Transp.	2 m	Diffusore - Diffuser	98941
Satinized	2 m	Diffusore - Diffuser	98942
Opaline	2 m	Diffusore - Diffuser	98943
	2 x	Tappi - Caps	98905
	5 x	Staffe - Brackets	98904

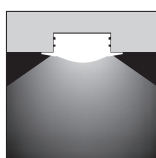


Compatible with
Ribbon - Ribbon Plus - Ribbon slim
Dropper

Small recessed profile | Indoor LED Strips



type	L mm		
Anod. AL	2 m	Profilo - Profile	98895
Transp.	2 m	Diffusore - Diffuser	98941
Satinized	2 m	Diffusore - Diffuser	98942
Opaline	2 m	Diffusore - Diffuser	98943
	2 x	Tappi - Caps	98896
	5 x	Staffe - Brackets	98944




Compatible with
Ribbon - Ribbon Plus - Ribbon slim
Dropper

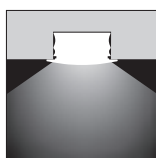
KIT composition

1 x	98895-98943-98896-98944	98965
-----	-------------------------	--------------

Recessed profile | Indoor LED Strips

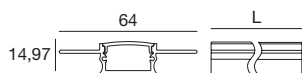


type	L mm		
Anod. AL	2 m	Profilo - Profile	98897
Transp.	2 m	Diffusore - Diffuser	98898
Satinized	2 m	Diffusore - Diffuser	98899
Opaline	2 m	Diffusore - Diffuser	98900
	2 x	Tappi - Caps	98902
	5 x	Staffe - Brackets	98901




Compatible with
Ribbon - Ribbon Plus - Ribbon slim
Dropper
Silicone_C - PU_C Plus

False-ceilings integrated profile | Indoor LED Strips

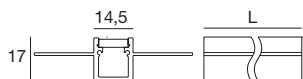



type	L mm		
Anod. AL	2 m	Profilo - Profile	98906
Transp.	2 m	Diffusore - Diffuser	98898
Satinized	2 m	Diffusore - Diffuser	98899
Opaline	2 m	Diffusore - Diffuser	98900
	2 x	Tappi - Caps	98907




Compatible with
Ribbon - Ribbon Plus - Ribbon slim
Dropper
Silicone_C - PU_C Plus

Wall integrated linear profile | Indoor LED Strips

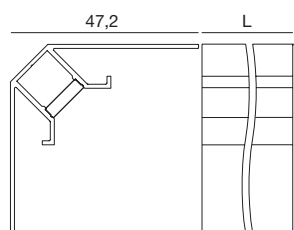


type	L mm		
Anod. AL	2 m	Profilo - Profile	98916
Opaline	2 m	Diffusore - Diffuser	98917
	2 x	Tappi - Caps	98918




Compatible with
Ribbon - Ribbon Plus - Ribbon slim
Dropper

Wall integrated corner profile | Indoor LED Strips

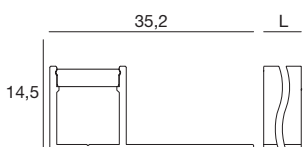



type	L mm		
Anod. AL	2 m	Profilo - Profile	98919
Opaline	2 m	Diffusore - Diffuser	98917
	2 x	Tappi - Caps	98920




Compatible with
Ribbon - Ribbon Plus - Ribbon slim
Dropper

Wall integrated side profile | Indoor LED Strips

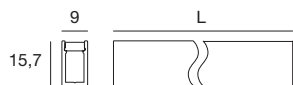



type	L mm		
Anod. AL	2 m	Profilo - Profile	98921
Opaline	2 m	Diffusore - Diffuser	98917
	2 x	Tappi - Caps	98922



Compatible with
Ribbon - Ribbon Plus - Ribbon slim
Dropper

High slim surface profile | Indoor LED Strips




type	L mm		
Anod. Al.	2 m	Profilo - Profile	98908
Opaline	2 m	Diffusore - Diffuser	98909
	2 x	Tappi - Caps	98911
	5 x	Staffe - Brackets	98910



Compatible with Ribbon slim

Square slim surface profile | Indoor LED Strips

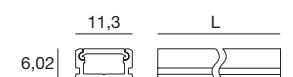



type	L mm		
Anod. Al.	2 m	Profilo - Profile	98912
Opaline	2 m	Diffusore - Diffuser	98913
	2 x	Tappi - Caps	98915
	5 x	Staffe - Brackets	98914



Compatible with Ribbon slim

Low slim surface profile | Indoor LED Strips



type	L mm		
Anod. Al.	2 m	Profilo - Profile	98885
Transp.	2 m	Diffusore - Diffuser	98886
Satinized	2 m	Diffusore - Diffuser	98887
Opaline	2 m	Diffusore - Diffuser	98888
	2 x	Tappi - Caps	98890
	5 x	Staffe - Brackets	98889



Compatible with Ribbon slim

Flat surface profile | Indoor LED Strips

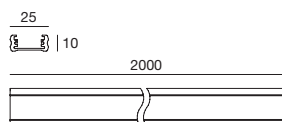


type	L mm		
Anod. Al.	2 m	Profilo - Profile	98937
Opaline	2 m	Diffusore - Diffuser	98938
	2 x	Tappi - Caps	98940
	5 x	Staffe - Brackets	98939



Compatible with
Ribbon - Ribbon Plus - Ribbon slim
PU_C Plus

Surface profile | Indoor LED Strips





type	L mm		
Anod. Al.	2 m	Profilo - Profile	98419
Opaline	2 m	Diffusore - Diffuser	98395
	2 x	Tappi - Caps	98418
	1 x	Staffe - Brackets	98420



Compatible with
Ribbon - Ribbon Plus - Ribbon slim
Dropper
Silicone_C - PU_C Plus

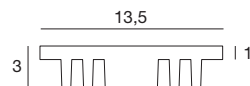

Slim profile kit | Indoor LED Strips



type	L mm		
Anod. Al.	2 m		63560L02

Compatible with
Ribbon
Dropper

Heat sink | Indoor LED Strips



type	L mm		
Anod. Al.	2 m	Dissipatore - Heat sink	98956

Compatible with
Ribbon - Ribbon Plus - Ribbon slim
Dropper
Silicone_C - PU_C Plus

electronics range index

Over Voltage Protection		
		pag
	Defender	965
ON/OFF driver C.C.		
		pag
	Bit	966
	Slim	966
	Mini_Penny	966
	Mini_Aqualed	967
	Simon	967
	Penny_Q	967
	Penny	968
	Aqualed	968
	Leon	968
	Maxi_Aqualed	969
	Clerk	969
	Wade	969
Control System C.C.		
	RF Remote	pag
	Smart	970
	0/1-10V	
	Slim	971
	Simon	971
	Boson	971
	WT	972
	Mean	972
	Triac	
	Edge	973
	WT	973
	DALI	
	Slim	974
	Simon	974
	Photon	974
	Argo	975
	Planck	975
	WT	975
	Serban	976
	Dual	976
	Mean	976
	DMX	
	Real_T	977
	Easy_Magic_Small	977
	Easy_Magic_Big	977
Converter		
	on/off	pag
	Round	978
	0/1-10V	
	Slim	978
	DALI	
	Slim	978
ON/OFF driver C.V.		
		pag
	Slim	979
	Lingotto	979
	Fusion	979
	Aqualed	980
	Maxi-Aqualed	980
	Giant-Aqualed	980
	Reason_75	981
	Reason_150	981
	Mean	981/982

Control System C.V.		
	N/O button	pag 984
	Nyquist	984
	RF Remote	
	Smart	985
	0/1-10V	
	Reason_150	982
	Bode	984
	DALI	
	Mean	983
	Bode	984
	DMX	
	DMX	985
Switching Driver C.V.		
		pag 986
	Peta 50W	986
	Peta / Exa 75W	986
	Peta / Exa 100W	986
	Peta RAIL DIN 120W	987
	Peta / Exa 150W	987
	Peta / Exa 200W	987
	Exa RAIL DIN 240W	988
	Peta / Exa 320W	988
	Peta 500W	988
	Exa 500W	989
	Peta / Exa 750W	989
Controller		
	TRIAC controller	pag 990
	Eltako	990
	PH-CUT	990
	0/1-10V Controller	
	Touch	991
	Rotary	991
	DALI Controller	
	Dali_PS1	992
	Dali_PS2	992
	Dali_USB	993
	Dali_Msensor	993
	Dali_RC	994
	Dali_XC	994
	DMX Controller	
	Stick_DE3	995
	Stick_GU2	995
	SLESA UE7	995
	Artnet DMX controller	
	Plexus	996
	Titan	996
	Pixie_PIXEL box	999
	Paseo_PIXEL box	999
	Eye-Wifi	
	Gateway	1002
	Linksys AC1900 WiFi Router	1002
	TP-Link Extender	1002
DMX or DMX/RDM accessories		
	DMX / RDM adresser	pag 996
	Pro Mk2	996
	DMX adresser	
	i-LèD_DMX	997
	Splitter Line isolator Boost DMX	
	RDM BOOST DMX	997
	Optical Isolator 4OUT DMX512	997
	Optical Isolator 6OUT DMX/RDM	998
Emergency light kit		
		pag 1000
	Emergency	1000



EYE-WIFI SMART LIGHTING

TOTAL CONTROL AND MANAGEMENT OF THE SYSTEM

IN THE RETAIL SECTOR, EYE-WIFI TECHNOLOGY FACILITATES THE MANAGEMENT OF INDIVIDUAL LIGHT POINTS AND THE CREATION OF GROUPS, INCLUDING IN THE CASE OF RETRO-FITTING ON TRADITIONAL SYSTEMS. EYE-WIFI FACILITATES THE CONFIGURATION AND CONTROL OF THE DEVICES THROUGH SMARTPHONE AND PC DEVICES.



DIRECT CONTROL FROM THE SALE POINT



REMOTE CONTROL OF MAINTENANCE



CONTROL BY THE TECHNICAL OFFICE





DALI DIGITAL ADDRESSABLE LIGHTING INTERFACE

TESTING A PRODUCT SEVERAL TIMES


LINEA LIGHT GROUP IS EQUIPPED WITH PROBITLAB, A HARDWARE PLATFORM DEVELOPED TO INTERNALLY CHECK THE EFFECTIVENESS OF PROGRAMMING COMMANDS, THE QUALITY OF INPUT SIGNALS AND THE ACTUAL OUTPUT MATCH. WHEN USED IN COMBINATION WITH PROBITBENCH, IT CAN BE USED TO CONDUCT HOMOLOGATION TESTS THAT ARE DEFINED BY THE IEC 62386 STANDARD AND THEREFORE FACILITATES THE DISTRIBUTION OF TOP-QUALITY PRODUCTS WITH THE OFFICIAL DALI MARK.


THIS IS HOW WE ENSURE THE CUSTOMER AN EXTREMELY RELIABLE DALI SYSTEM FOR DIGITAL LIGHTING CONTROL.





DALI Lamp manufacturers are registered and affiliated with DiiA (Digital Illumination Interface Alliance)











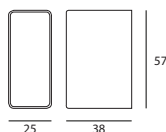


Defender | Over Voltage Protection

T3   IP65



46



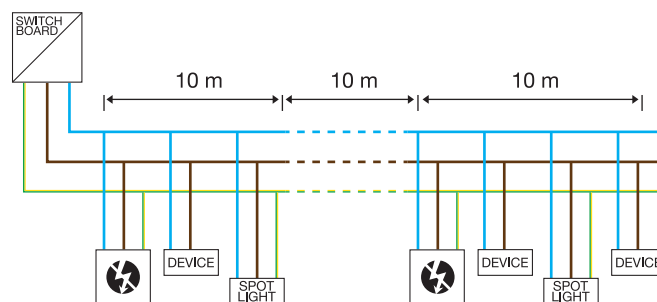
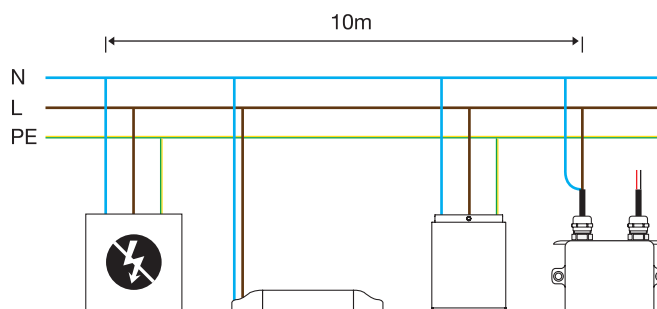
U_n	I_n	I_{MAX}	I_{TOT}	U_{OC}	U_p	
230V AC	5kA	10kA	20kA	10kV	$\leq 1.5kV$	99341

U_n	Nominal operating Voltage
I_n	Nominal impulse discharge current
I_{MAX}	Total impulse current (L+N+PE)
I_{TOT}	Max. total impulse current (L+N+PE)
U_{OC}	Surge protection level [L-N] [L+N-PE]
U_p	Voltage protection level [L-N] [L/N-PE]

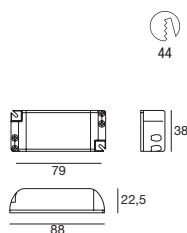

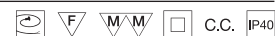
Surge arrester for T3 indirect discharges (CEI EN 61643-11/A11) with test classification III (CEI EN 61643-11 Ed.1).
 Multi-pole overvoltage limiter with spark gap and varistors connected in series to the active phases.
 Construction type combining priming with limitation.
 Absence of leakage current.
 No subsequent mains current due to the combined varistor / spark gap series.

Installation rules

The installation of only one unloader for each line may not be sufficient to guarantee effective protection of the entire system.
 All luminaires installed at a distance of 10 m from the arrester are considered to be 100% protected.
 If the length of the cable between the arrester and the luminaires exceeds 10 m, it is advisable to renew the protection by placing another arrester near the devices to be protected (within 10 m).
 In order to guarantee the maximum level of protection, install the arresters according to the method described above for each line of the system.



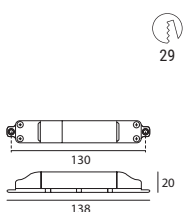
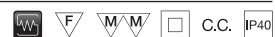
Bit | On/Off Driver



range	output	input	eff.	PF	surge	
6.5 W arrayLED	700mA 10V	100~240V AC	80%	0.6 C	0.5 kV	99243
10 W arrayLED	300mA 36V	100~240V AC	80%	0.6 C	0.5 kV	99370

Protection self-resetting against overheating, overloading, open circuits and short-circuits along the output line.

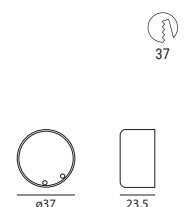
Slim | On/Off Driver



range	output	input	eff.	PF	surge	
0.6-1.4 W powerLEDs	220mA 6.6V	190~250V AC	80%	0.6 C	4 kV	99307
1-2 W powerLEDs	350mA 6.6V	190~250V AC	80%	0.6 C	4 kV	89144
1-2.5 W topLED						
3-6 W powerLEDs	350mA 20V	190~250V AC	80%	0.6 C	4 kV	89145
3.5-7 W topLED						
6-12 W powerLEDs	350mA 40V	190~250V AC	80%	0.6 C	4 kV	99375
1.5-3 W powerLEDs	500mA 6.6V	190~250V AC	80%	0.6 C	4 kV	99195
3-4.5 W powerLEDs	500mA 10V	190~250V AC	80%	0.6 C	4 kV	89146
4.5-9 W powerLEDs	500mA 20V	190~250V AC	80%	0.6 C	4 kV	99377
2-4 W powerLEDs	630mA 6.6V	190~250V AC	80%	0.6 C	4 kV	89147
6-12 W powerLEDs	630mA 20V	190~250V AC	80%	0.6 C	4 kV	99376

Smartwave™: excellent efficiency, a long operating life, surge protection and high PF. Protection self-resetting against overheating, overloading, open circuits and short-circuits along the output line.

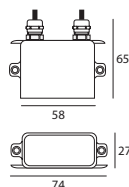
Mini_Penny | On/Off Driver



range	output	input	eff.	PF	surge	
1-2 W powerLEDs	350mA 6.6V	190~250V AC	80%	0.6 C	0.5 kV	89148
3-6 W powerLEDs	350mA 20V	190~250V AC	80%	0.6 C	0.5 kV	89149
3-4.5 W powerLEDs	500mA 10V	190~250V AC	80%	0.6 C	0.5 kV	89150
2-4 W powerLEDs	630mA 6.6V	190~250V AC	80%	0.6 C	0.5 kV	89151

Protection self-resetting against overheating, overloading, open circuits and short-circuits along the output line.

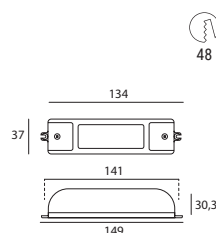
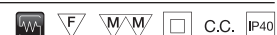
Mini_Aquaed | On/Off Driver



range	output	input	eff.	PF	surge	
0.6-1.4 W powerLEDs	220mA 6.6V	190~250V AC	80%	0.6 C	0.5 kV	99328
1.9-4.2 W powerLEDs	220mA 20V	190~250V AC	80%	0.6 C	0.5 kV	99329
1-2 W powerLEDs	350mA 6.6V	190~250V AC	80%	0.6 C	0.5 kV	89419
3-6 W powerLEDs	350mA 20V	190~250V AC	80%	0.6 C	0.5 kV	89421
1.5-3 W powerLEDs	500mA 6.6V	190~250V AC	80%	0.6 C	0.5 kV	89422
3-4.5 W powerLEDs	500mA 10V	190~250V AC	80%	0.6 C	0.5 kV	89423
2-4 W powerLEDs	630mA 6.6V	190~250V AC	80%	0.6 C	0.5 kV	89420

Protection self-resetting against overheating, overloading, open circuits and short-circuits along the output line.

Simon | On/Off Driver



range	output	input	eff.	PF	surge	
8 W arrayLED	220mA 39V	190~250V AC	89%	0.9 C	4 kV	99198
3.8-8.4 W powerLEDs						
8 W topLED						
13.5 W topLED	350mA 39V	190~250V AC	89%	0.9 C	4 kV	99126
6-12 W powerLEDs						
4.5-9 W powerLEDs	500mA 20V	190~250V AC	89%	0.9 C	4 kV	99128
6-12 W powerLEDs	630mA 20V	190~250V AC	89%	0.9 C	4 kV	99129
8 W arrayLED	220mA 37V	190~250V AC	82%	0.97	2 kV	99734
11 W arrayLED	300mA 37V					
15 W arrayLED	400mA 37V					
6 W powerLEDs	500mA 12V	190~250V AC	74%	0.97	2 kV	99735
6.5 - 7 W arrayLED	700mA 9-12V					
10 W powerLEDs	800mA 12V					

Smartwave™: excellent efficiency, a long operating life, surge protection and high PF. Protection against overheating, overloading, open circuits and short-circuits along the output line.

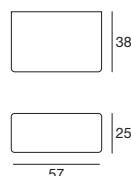
For codes 99734, 99735 and 99740, the current is selected via the jumper.

range	output	input	eff.	PF	surge	
13 W topLED	350mA 36V	190~250V AC	89%	0.9 C	4 kV	99260
8 W arrayLED	220mA 37V	190~250V AC	82%	0.97	2 kV	99740
11 W arrayLED	300mA 37V					
15 W arrayLED	400mA 37V					



Easy Plug connector included for codes **99260, 99740**

Penny_Q | On/Off Driver

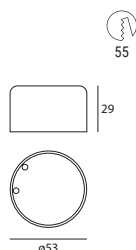



range	output	input	eff.	PF	surge	
7.5 W topLED	180mA 40V	190~250V AC	80%	0.95	4 kV	99716

Smartwave™: excellent efficiency, a long operating life, surge protection and high PF.

Protection against overheating, overloading, open circuits and short-circuits along the output line.

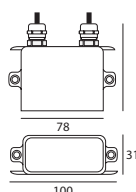
Penny | On/Off Driver



range	output	input	eff.	PF	surge	
6-12 W powerLEDs	350mA 39V	190~250V AC	84%	0.96	4 kV	99177
4.5-9 W powerLEDs	500mA 20V	190~250V AC	80%	0.96	4 kV	99176
6-12 W powerLEDs	630mA 20V	190~250V AC	80%	0.96	4 kV	99175

Smartwave™: excellent efficiency, a long operating life, surge protection and high PF.
Protection against overheating, overloading, open circuits and short-circuits along the output line.

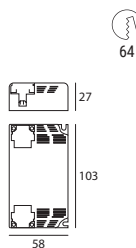
Aqualed | On/Off Driver



range	output	input	eff.	PF	surge	
3.8-8.4W powerLEDs	220mA 39V	190~250V AC	84%	0.96	4 kV	99342
13 W arrayLED	350mA 36V	190~250V AC	84%	0.96	4 kV	99183
6-12 W powerLEDs						
4.5-9 W powerLEDs	500mA 20V	190~250V AC	80%	0.96	4 kV	99181
6-12 W powerLEDs	630mA 20V	190~250V AC	80%	0.96	4 kV	99179

Protection self-resetting against overheating, overloading, open circuits and short-circuits along the output line.

Leon | On/Off Driver



range	output	input	eff.	PF	surge	
9-18 W powerLEDs	500mA 39V	190~250V AC	91%	0.95	4 kV	99106
19 W topLED						
12-24 W powerLEDs	630mA 39V	190~250V AC	91%	0.95	4 kV	99105
25 W arrayLED	700mA 37V	190~250V AC	91%	0.95	4 kV	99147
30 W arrayLED	840mA 39V	190~250V AC	91%	0.95	4 kV	99135
30 W topLED						
35 W arrayLED	950mA 37V	190~250V AC	89%	0.95	4 kV	99239

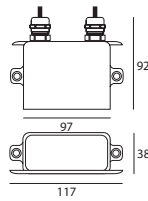
Smartwave™: excellent efficiency, a long operating life, surge protection and high PF.
Protection against overheating, overloading, open circuits and short-circuits along the output line.

range	output	input	eff.	PF	surge	
18 W topLED	500mA 36V	190~250V AC	91%	0.95	4 kV	99162
23 W topLED	630mA 36V	190~250V AC	91%	0.95	4 kV	99261
25 W arrayLED	700mA 37V	190~250V AC	91%	0.95	4 kV	99112
30 W arrayLED	840mA 39V	190~250V AC	91%	0.95	4 kV	99093
30 W topLED						
35 W arrayLED	950mA 37V	190~250V AC	89%	0.95	4 kV	99146



Easy Plug connector included for codes **99162, 99261, 99112, 99261 and 99112**

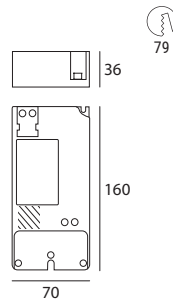
Maxi_Aquaed | On/Off Driver



range	output	input	eff.	PF	surge	
20 W arrayLED	500mA 39V	190~250V AC	91%	0.95	4 kV	99185
9-18 W powerLEDs						
20 W arrayLED	580mA 37V	190~250V AC	91%	0.95	4 kV	99340
20 W arrayLED	630mA 39V	190~250V AC	91%	0.95	4 kV	99186
12-24 W powerLEDs						
30 W arrayLED	840mA 37V	190~250V AC	91%	0.95	4 kV	99269

Smartwave™: excellent efficiency, a long operating life, surge protection and high PF.
Protection against overheating, overloading, open circuits and short-circuits along the output line.

Clerk | On/Off Driver



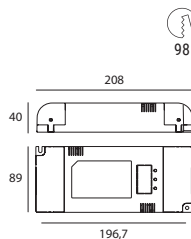
range	output	input	eff.	PF	surge	
45 W arrayLED	1.25A 37V	190~250V AC	92%	0.98	5 kV	99136
45 W arrayLED	1.25A 37V	190~250V AC	92%	0.98	5 kV	99092



Easy Plug connector included for code **99092**

Smartwave™: excellent efficiency, a long operating life, surge protection and high PF.
Protection against overheating, overloading, open circuits and short-circuits along the output line.

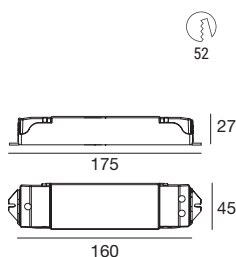
Wade | On/Off Driver



range	output	input	eff.	PF	surge	
70 W topLED	1.75A 37V	190~250V AC	88%	0.97	5 kV	99717
90 W topLED	2.25A 37V	190~250V AC	88%	0.97	5 kV	99718

Protection against overheating, overloading, open circuits and short-circuits along the output line.

Smart | RF remote



range	output	input	eff.	
4ch. x (0,6-8,4 W powerLEDs/ch.)	220mA 39V	48V DC	95%	99703
4ch. x (0,6-4,2 W powerLEDs/ch.)	220mA 20V	24V DC		
4ch. x (1-12 W powerLEDs/ch.)	350mA 39V	48V DC	95%	99741
4ch. x (1-6 W powerLEDs/ch.)	350mA 20V	24V DC		
4ch. x (1,5-18 W powerLEDs/ch.)	500mA 39V	48V DC	95%	99742
4ch. x (1,5-9 W powerLEDs/ch.)	500mA 20V	24V DC		
4ch. x (2-24 W powerLEDs/ch.)	630mA 39V	48V DC	95%	99743
4ch. x (2-12 W powerLEDs/ch.)	630mA 20V	24V DC		

Dimming via radio frequency remote control or single N/A button.

Synchronisation of 20 items with only one remote control. Device with 4 channels and dedicated dip switch for configuration: MONO, DYNAMIC, RGB, RGBW.

Protection against overheating, overloading, open circuits and short-circuits along the output line.

48V DC switching code

Exa 75 W	84647
Exa 150 W	84648
Exa 150 W IP65	99784

24V DC switching

Peta 50 W	99371
Peta 75 W	84700
Reason 75 W	99374

RF EASY remote control functions:

- on/off
- dimming

RF FULL remote control functions:

- on/off
- dimming
- recall of max 4 scenes

FR Remote



99697
RF Remote
Easy MONO



99698
RF Remote
Easy DYNAMIC



99699
RF Remote
Easy RGB/RGBW



99700
RF Remote
Full MONO



99701
RF Remote
Full DYNAMIC

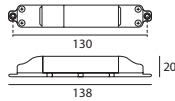


99702
RF Remote
Full RGB/RGBW

Slim | 0/1-10V Driver



29



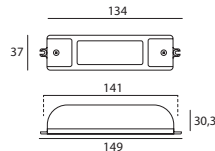
range	output	input	eff.	PF	surge	
6 W powerLEDs	500mA 12V	190~250V AC	80%	0.6	4 kV	99714

Settings via 0/1-10 V interface or potentiometer. Assembled driver + converter.
Protection self-resetting against overheating, overloading, open circuits and short-circuits along the output line.

Simon | 0/1-10V Multi Power



48



range	output	input	eff.	PF	surge	
8 W arrayLED	220mA 37V	190~250V AC	82%	0.97	2 kV	99732
11 W arrayLED	300mA 37V					
15 W arrayLED	400mA 37V					
6 W powerLEDs	500mA 12V	190~250V AC	74%	0.97	2 kV	99733
6.5 - 7 W arrayLED	700mA 9-12V					
10 W powerLEDs	800mA 12V					

Selection of output current intensity via jumper. Settings via 0/1-10V interface or potentiometer. Protection self-resetting against overheating, overloading, open circuits and short-circuits along the output line.

INCLUDED

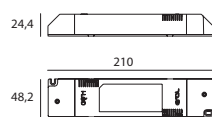


Easy Plug connector included for codes **99739**

Boson | 0/1-10V N/O button Multi Power



56



range	output	input	eff.	PF	surge	
8 W arrayLED	220mA 37V	190~250V AC	87%	0.6 C	4 kV	99249
8 W topLED	220mA 39V					
0.6-10.5 W powerLEDs	220mA 45V					
15 W arrayLED	400mA 37V					
15 W powerLED	400mA 37V					
1-15 W powerLEDs	350mA 45V	190~250V AC	87%	0.6 C	4 kV	99115
15 W topLED	350mA 39V					
1.5-18 W powerLEDs	500mA 39V					
19 W topLED	500mA 39V					
2-20 W powerLEDs	630mA 33V					

Selection of output current intensity via dedicated terminal. Settings via interface, or 0/1-10V potentiometer, or N/A button. Possibility of connecting up to 50 drivers (via the Sync bus). Protection self-resetting against overheating, overloading, open circuits and short-circuits along the output line.

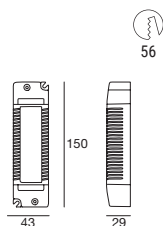
range	output	input	eff.	PF	surge	
15 W arrayLED	400mA 37V	190~250V AC	87%	0.6 C	4 kV	99116
15 W powerLED						
13 W topLED	350mA 37V	190~250V AC	87%	0.6 C	4 kV	99262
18 W topLED	500mA 37V					
20 W topLED	630mA 33V					



Easy Plug connector included for codes **99116, 99262**

WT | 0/1-10V Multi Power

F M/M C.C.



range	output	input	eff.	PF	surge	
8 W arrayLED	250mA 37V	100~240V AC	88%	0.9	1 kV	99361
13 W arrayLED	350mA 37V					
25 W arrayLED	700mA 37V					

Electronics

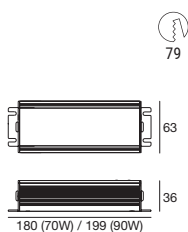


98436
Cable and connector

Settings via 0/1-10V interface or potentiometer.
Selection of output current intensity via dip-switch.
Protection self-resetting against overheating, overloading, open circuits and short-circuits along the output line.

Mean | 0/1-10V Driver

F M/M C.C.



range	output	input	eff.	PF	surge	
70 W topLED	1.45A 37V	100~250V AC	93%	0.9	2 kV	99726
90 W topLED	2.28A 37V	100~250V AC	93%	0.9	2 kV	99728

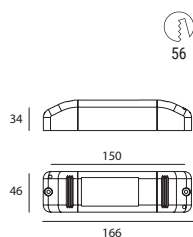
Electronics



98436
Cable and connector

Settings via 0/1-10 V interface or potentiometer. Protection self-resetting against overheating, overloading, open circuits and short-circuits along the output line.

Edge | Triac Multi Power



range	output	input	eff.	PF	surge	
1-12 W powerLEDs	350mA 39V	198~264V AC	85%	0.97	1 kV	99141
1.5-18 W powerLEDs	500mA 39V					
2-24 W powerLEDs	550mA 39V					
25 W arrayLED	700mA 37V					

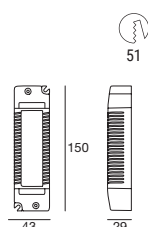
Adjustment via Phase Cut or TRIAC Dimmer.
 Operation also at 24V DC, maximum 22W.
 Selection of output current intensity via dip-switch.
 Protection against over-temperature, short circuits, overloading and mains overvoltages.

Electronics



98436
 Cable and connector

WT | Triac Multi Power



range	output	input	eff.	PF	surge	
8 W arrayLED	250mA 37V	100~240V AC	88%	0.9	1 kV	99360
13 W arrayLED	350mA 37V					
25 W arrayLED	700mA 37V					

Adjustment via Phase Cut or TRIAC Dimmer.
 Selection of output current intensity via dip-switch.
 Protection self-resetting against overheating, overloading, open circuits and short-circuits along the output line.

Electronics



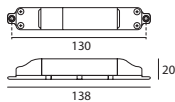
98436
 Cable and connector

Slim | DALI Driver

F M/M □ C.C. DALI IP40



29



range	output	input	eff.	PF	surge
6 W powerLEDs	500mA 12V	190~250V AC	80%	0.6	4 kV 99715

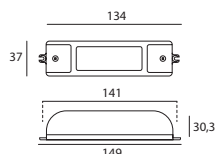
Settings via the DALI interface. Optimisation of the DALI transmission signal. Assembled driver + converter. Protection self-resetting against overheating, overloading, open circuits and short-circuits along the output line.

Simon | DALI Push and Simply Dim Multi Power

F M/M □ C.C. Simply Dim DALI IP40



48



range	output	input	eff.	PF	surge
8 W powerLEDs	220mA 37V	190~250V AC	82%	0.97	2 kV 99730 / 99738
11 W arrayLED	300mA 37V				
15 W arrayLED	400mA 37V				
6 W powerLEDs	500mA 12V	190~250V AC	74%	0.97	2 kV 99731
6.5 - 7 W arrayLED	700mA 9-12V				
10 W powerLEDs	800mA 12V				

Selection of current intensity output via jumper. Settings via the DALI interface. Optimisation of the DALI transmission signal. Protection self-resetting against overheating, overloading, open circuits and short-circuits along the output line.

INCLUDED



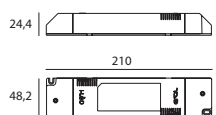
Easy Plug connector included for codes **99738**

Photon | Push and Simply Dim DALI Multi Power

F M/M □ C.C. Simply Dim DALI IP40



56



range	output	input	eff.	PF	surge
8 W arrayLED	220mA 37V	190~250V AC	87%	0.6 C	4 kV 99151
8 W topLED	220mA 39V				
0.6-10.5 W powerLEDs	220mA 45V				
15 W arrayLED	400mA 37V				
15 W powerLED	400mA 37V				
1-15 W powerLEDs	350mA 45V	190~250V AC	87%	0.6 C	4 kV 99114
15 W topLED	350mA 39V				
1.5-18 W powerLEDs	500mA 39V				
19 W topLED	500mA 39V				
2-20 W powerLEDs	630mA 33V				

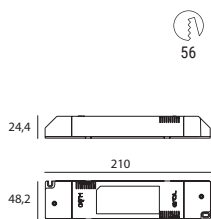
Settings via DALI interface or Simply Dim. Optimisation of the DALI transmission signal. Selection of output current intensity via dedicated terminal. Protection self-resetting against overheating, overloading, open circuits and short-circuits along the output line.

range	output	input	eff.	PF	surge
15 W arrayLED	400mA 37V	190~250V AC	87%	0.6 C	4 kV 99131
15 W powerLED					
13 W topLED	350mA 37V	190~250V AC	87%	0.6 C	4 kV 99163
18 W topLED	500mA 37V				
20 W topLED	630mA 33V				



Easy Plug connector included for codes **99131, 99163**

Argo | DALI Push and Simply Dim Multi Power



range	output	input	eff.	PF	surge	
1-12 W powerLEDs	350mA 39V	190~250V AC	87%	0.95	4 kV	99344
1.5-18 W powerLEDs	500mA 39V					
2-24 W powerLEDs	630mA 39V					
25 W arrayLED	700mA 37V	190~250V AC	87%	0.95	4 kV	99345
30 W arrayLED	840mA 37V					
35 W arrayLED	950mA 37V					

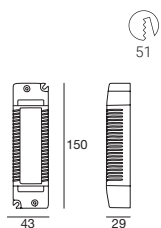
Settings via DALI interface or Simply Dim.
 Optimisation of the DALI transmission signal.
 Selection of current intensity via dedicated terminal.
 Protection self-resetting against overheating, overloading, open circuits and short-circuits along the output line.

range	output	input	eff.	PF	surge	
1-12 W powerLEDs	350mA 39V	190~250V AC	87%	0.95	4 kV	99721
1.5-18 W powerLEDs	500mA 39V					
2-24 W powerLEDs	630mA 39V					
25 W arrayLED	700mA 37V	190~250V AC	87%	0.95	4 kV	99330
30 W arrayLED	840mA 37V					
35 W arrayLED	950mA 37V					



Easy Plug connector included for codes **99721**, **99330**

Planck | DALI Multi Power



range	output	input	eff.	PF	surge	
1 - 12 W arrayLED	350mA 34V	100~240V AC	84%	0.9 C	4 kV	98436
1.5 - 12 W powerLED	500mA 24V					
1.5 - 12 W powerLED	600mA 20V					

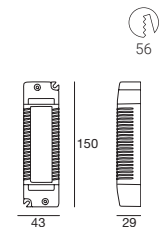
Recommended for 6W, 8W or two 6W series items.
 Settings via the DALI interface.
 Optimisation of the DALI transmission signal.
 Selection of output current intensity via dip-switch.
 Protection self-resetting against overheating, overloading, open circuits and short-circuits along the output line.

Electronics



98436
 Cable and connector

WT | DALI Multi Power



range	output	input	eff.	PF	surge	
8 W arrayLED	250mA 37V	100~240V AC	88%	0.9	1 kV	99362
13 W arrayLED	350mA 37V					
25 W arrayLED	700mA 37V					

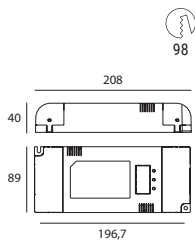
Settings via the DALI interface.
 Optimisation of the DALI transmission signal.
 Selection of output current intensity via dip-switch.
 Protection self-resetting against overheating, overloading, open circuits and short-circuits along the output line.

Electronics



98436
 Cable and connector

Serban | DALI Push and Simply Dim 0/1-10V Multi Power



Settings via DALI interface, 0/1 -10V, Simply Dim.
Optimisation of the DALI transmission signal.
Possibility to choose between linear or logarithmic dimming, using the jumper.

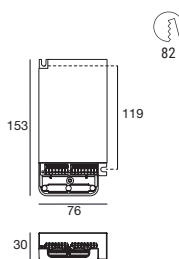
range	output	input	eff.	PF	surge	
1-12 W powerLEDs	350mA 39V	190~250V AC	86%	0.95	4 kV	99111
1.5-18 W powerLEDs	500mA 39V					
2-24 W powerLEDs	630mA 39V					
25 W arrayLED	700mA 37V	190~250V AC	86%	0.95	4 kV	99268
25 W topLED	700mA 40V					
30 W topLED	840mA 40V	190~250V AC	86%	0.95	4 kV	99190
33 W topLED	950mA 37V	190~250V AC	86%	0.95	4 kV	99199
44 W topLED	1.25A 35V	190~250V AC	86%	0.95	4 kV	99189
46 W topLED	1.25A 37V					
50 W topLED	1.25A 40V					

range	output	input	eff.	PF	surge	
25 W arrayLED	700mA 37V	190~250V AC	86%	0.95	4 kV	99188
25 W topLED	700mA 40V					
30 W arrayLED	840mA 37V	190~250V AC	86%	0.95	4 kV	99187
30 W topLED	840mA 40V					
35 W topLED	950mA 40V	190~250V AC	86%	0.95	4 kV	99241
50 W arrayLED	1.25A 37V	190~250V AC	86%	0.95	4 kV	99174
50 W topLED	1.25A 40V					



Easy Plug connector included for codes **99188, 99187, 99241 and 99189**

Dual | DALI Driver



Settings via the DALI interface. Protection self-resetting against overheating, overloading, open circuits and short-circuits along the output line.

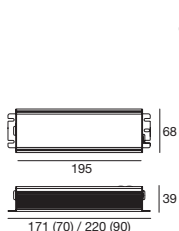
range	output	input	eff.	PF	surge	
10 W topLED	350mA 39V	120~277V AC	89%	0.9 C	2 kV	99522
20 W topLED	600mA 39V	120~277V AC	89%	0.9 C	2 kV	99523
30 W topLED	840mA 39V	120~277V AC	89%	0.9 C	2 kV	99524
44 W topLED	1.25A 39V	120~277V AC	89%	0.9 C	2 kV	99525

Electronics



98436
Cable and connector

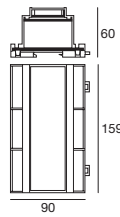
Mean | DALI Driver



Settings via the DALI interface. Protection self-resetting against overheating, overloading, open circuits and short-circuits along the output line.

range	output	input	eff.	PF	surge	
70 W topLED	1.45A 37V	120~277V AC	93%	0.9	2 kV	99727
90 W topLED	2.28A 37V	120~277V AC	93%	0.9	2 kV	99729

Real_T | DMX Multi Channel and Power



range	output	input	eff.	
4ch. x (0.6-8.4 W powerLEDs/ch.)	220mA 39V	48V DC	95%	99333
4ch. x (1-12 W powerLEDs/ch.)	350mA 39V			
4ch. x (15 W arrayLED/ch.)	400mA 37V			
4ch. x (1.5-18 W powerLEDs/ch.)	500mA 39V			
4ch. x (2-24 W powerLEDs/ch.)	630mA 39V			
4ch. x (25 W arrayLED/ch.)	700mA 37V			
4ch. x (30 W arrayLED/ch.)	840mA 37V			
4ch. x (35 W arrayLED/ch.)	950mA 37V			
4ch. x (0,6-4,2 W powerLEDs/ch.)	220mA 20V	24V DC	95%	
4ch. x (1-6 W powerLEDs/ch.)	350mA 20V			
4ch. x (1.5-9 W powerLEDs/ch.)	500mA 20V			
4ch. x (2-12 W powerLEDs/ch.)	630mA 20V			

Compatible with USITT DMX 512-A protocol.
DMX addressing via push-button interface: CH1 - CH512.
Possibility to set the output current from 220mA to 1A, via push-button interface.
Display of the current and the DMX address on the display screen.
Change settings, DMX address and current, in real time.
Possibility of managing 3 or 4 DMX addresses/channels (RGB - RGBW - WRGB) via the jumper.
Fixture suitable for mounting on 35mm Omega DIN rail.

Accessories



84865
DMX cable

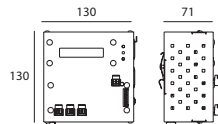
48V DC switching code

Exa 75 W	84647
Exa 150 W	84648
Mean 150 W IP65	99784
Exa 200 W	99724
Exa RAIL 240 W	99338

24V DC switching

Peta 50 W	99371
Peta 75 W	84700
Reason 75 W	99374
Peta RAIL 120 W	99337
Reason 150 W IP65	99331

Easy_Magic_Small | DMX Multi Channel

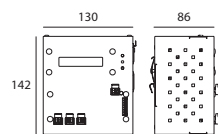


range (3 ch. x)	output	input	eff.	PF	surge	
0.6-4.2 W powerLEDs/ch.	220mA 20V	190~250V AC	87%	0.94	2 kV	99204
1-6 W powerLEDs/ch.	350mA 20V	190~250V AC	87%	0.94	2 kV	99205
1.5-9 W powerLEDs/ch.	500mA 20V	190~250V AC	87%	0.94	2 kV	99206
2-12 W powerLEDs/ch.	630mA 20V	190~250V AC	87%	0.94	2 kV	99207

Protection self-resetting against open circuits and short-circuits along the output line.
Fixture suitable for mounting on 35mm Omega DIN rail.
Compatible with USITT DMX 512-A protocol.
15 pre-loaded programs (4 flashes, 5 for fading and 6 for fixed scenarios). Settings via the N/A button and IR remote control.
RGB control or single colour.



Easy_Magic_Big | DMX Multi Channel



range (3 ch. x)	output	input	eff.	PF	surge	
0.6-8.4 W powerLEDs/ch.	220mA 39V	190~250V AC	87%	0.96	4 kV	99200
1-12 W powerLEDs/ch.	350mA 39V	190~250V AC	87%	0.96	4 kV	99201
1.5-18 W powerLEDs/ch.	500mA 39V	190~250V AC	87%	0.96	4 kV	99202
2-24 W powerLEDs/ch.	630mA 39V	190~250V AC	87%	0.96	4 kV	99203

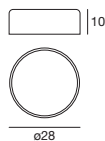
Protection self-resetting against open circuits and short-circuits along the output line.
Fixture suitable for mounting on 35mm Omega DIN rail.
Compatible with USITT DMX 512-A protocol.
15 pre-loaded programs (4 flashes, 5 for fading and 6 for fixed scenarios). Settings via the N/A button and IR remote control.
RGB control or single colour.



Round | On/Off Converter



28



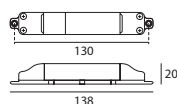
range	output	input	eff.	
1-3 W powerLEDs	350mA 12V	12V DC	95%	89175
1-6 W powerLEDs	350mA 24V	24V DC	95%	
1.5-4.5 W powerLEDs	500mA 12V	12V DC	95%	89176
1.5-9 W powerLEDs	500mA 24V	24V DC	95%	
2-6 W powerLEDs	630mA 12V	12V DC	95%	89177
2-12 W powerLEDs	630mA 24V	24V DC	95%	

Protection against overheating, overloading, open circuits and short-circuits along the output line.

Slim | 0/1-10V Converter



29



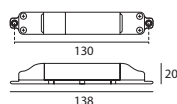
range	output	input	eff.	
4 W powerLEDs	350mA 12V	24V DC	95%	99708
1.5-6 W powerLEDs	500mA 3-12V	24V DC	95%	99709
2 W powerLEDs	630mA 3V	24V DC	95%	99710

Converter 0/1-10V. Settings via 0/1-10V interface or potentiometer. Protection self-resetting against overheating, overloading, open circuits and short-circuits along the output line.

Slim | DALI Converter

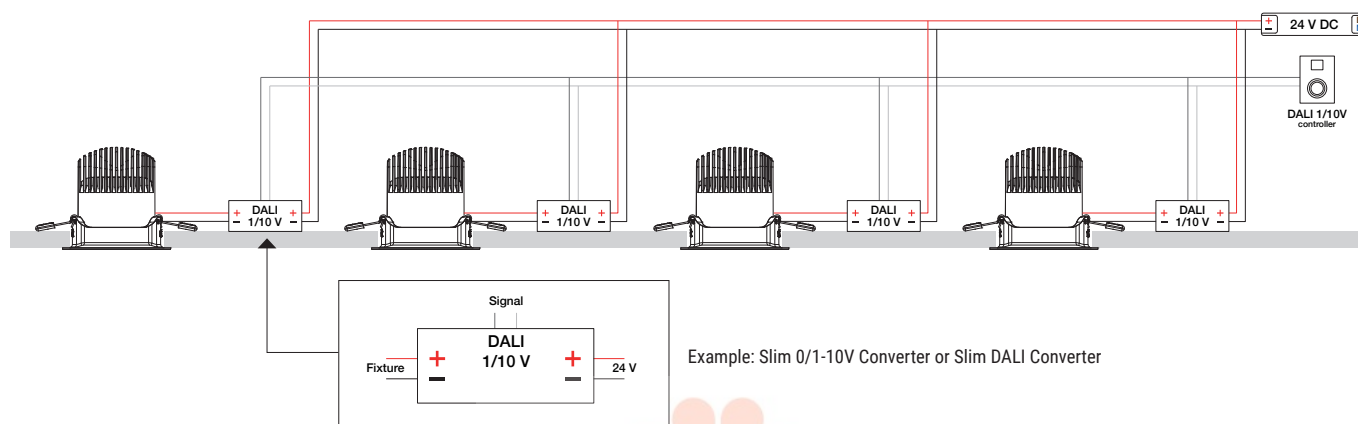


29



range	output	input	eff.	
4 W powerLEDs	350mA 12V	24V DC	95%	99711
1.5-6 W powerLEDs	500mA 3-12V	24V DC	95%	99712
2 W powerLEDs	630mA 3V	24V DC	95%	99713

DALI converter. Settings via the DALI interface. Protection self-resetting against overheating, overloading, open circuits and short-circuits along the output line.

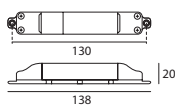


Slim | On/Off Driver

F M M C.V. IP40



29



range	output	input	eff.	PF	surge
1-5 W stripLED	200mA 24V	190~250V AC	80%	0.6 C	4 kV
1-5 W topLED					

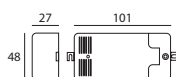
Suitable for powering LED strips, 5 mm LEDs and constant voltage LED top.
Protection self-resetting against open circuits and short-circuits along the output line.

Lingotto | On/Off Driver

F M M C.V. IP40



55



range	output	input	eff.	PF	surge
1-14.4 W stripLED	600mA 24V	190~250V AC	82%	0.6 C	0.5 kV
1-14.4 W topLED					

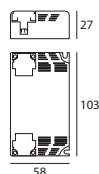
Suitable for powering LED strips, 5 mm LEDs and constant voltage LED top.
Protection self-resetting against open circuits and short-circuits along the output line.

Fusion | On/Off Driver

F M M C.V. IP40



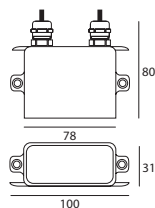
64



range	output	input	eff.	PF	surge
1-24 W stripLED	1A 24V	190~250V AC	88%	0.8 C	2 kV
1-24 W topLED					

Suitable for powering LED strips, 5 mm LEDs and constant voltage LED top.
Protection self-resetting against open circuits and short-circuits along the output line.

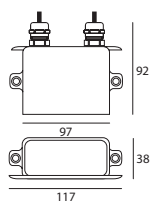
Aquaed | On/Off Driver



range	output	input	eff.	PF	surge
1-14.4 W stripLED	600mA 24V	190~250V AC	80%	0.6 C	0.5 kV
1-14.4 W topLED					

Suitable for powering LED strips, 5 mm LEDs and constant voltage LED top.
Protection self-resetting against open circuits and short-circuits along the output line.

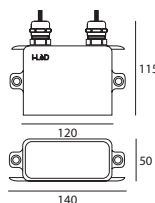
Maxi_Aquaed | On/Off Driver



range	output	input	eff.	PF	surge
1-24 W stripLED	1A 24V	190~250V AC	88%	0.8 C	2 kV
1-24 W topLED					

Suitable for powering LED strips, 5 mm LEDs and constant voltage LED top.
Protection self-resetting against open circuits and short-circuits along the output line.

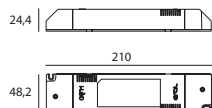
Giant_Aquaed | On/Off Driver



range	output	input	eff.	PF	surge
1-48 W stripLED	2A 24V	90~264V AC	89%	0.6 C	3 kV
1-48 W topLED					

Suitable for powering LED strips, 5 mm LEDs and constant voltage LED top.
Protection self-resetting against open circuits and short-circuits along the output line.

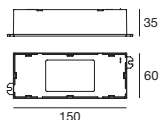
Reson_75 | On/Off Driver



range	output	input	eff.	PF	surge
1-75 W stripLED	3.13A 24V	190~250V AC	91%	0.96	4 kV
1-75 W topLED					99374

Suitable for powering LED strips, 5 mm LEDs and constant voltage LED top.
Protection self-resetting against open circuits and short-circuits along the output line.
High efficiency, long operating life and high PF.

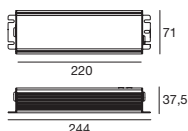
Reson_150 | On/Off Driver



range	output	input	eff.	PF	surge
1-150 W stripLED	6.25A 24V	190~250V AC	95%	0.98	5 kV
1-150 W topLED					99331

Suitable for powering LED strips, 5 mm LEDs and constant voltage LED top. Protection self-resetting against open circuits and short-circuits along the output line.
High efficiency, long operating life and high PF.

Mean | On/Off Driver



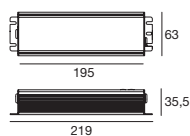
range	output	input	eff.	PF	surge
1-240 W stripLED	10A 24V	100~240V AC	92%	0.95	2 kV
1-240 W topLED					99786

Suitable for powering LED strips, 5 mm LEDs and constant voltage LED top.
Protection self-resetting against the open circuit and the short-circuit along the output line.

Mean | On/Off Driver



80



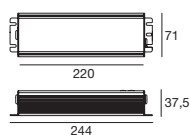
range	output	input	eff.	PF	surge
1-150 W	3.13A 48V	100~240V AC	90%	0.95	2 kV 99784

Suitable for Real_T, Smart, Pixie.
Protection self-resetting against the open circuit and short-circuit along the output line.

Mean | On/Off Driver




81



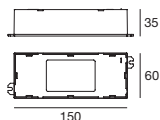
range	output	input	eff.	PF	surge
1-240 W	5A 48V	100~240V AC	92%	0.95	2 kV 99785

Suitable for Real_T, Smart, Pixie.
Protection self-resetting against the open circuit and short-circuit along the output line.

Reson_150 | 0/1-10V Driver



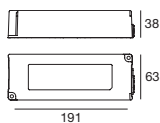
70



range	output	input	eff.	PF	surge
1-150 W stripLED	6.25A 24V	190~250V AC	95%	0.98	5 kV 99332
1-150 W topLED			95%	0.98	5 kV

Suitable for powering LED strips, 5 mm LEDs and constant voltage LED top.
Protection self-resetting against open circuits and short-circuits along the output line.
High efficiency, long operating life and high PF.
Adjustment via 0/1-10V interface or potentiometer.

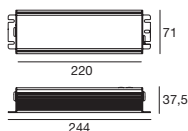
Mean | DALI Driver



range	output	input	eff.	PF	surge
1-120 W stripLED	5A 24V	190~250V AC	90%	0.9C	2 kV 99722

Settings via the DALI interface. Protection self-resetting against overheating, overloading, open circuits and short-circuits along the output line.

Mean | DALI Driver

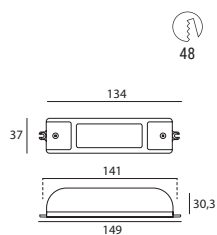


range	output	input	eff.	PF	surge
1-240 W stripLED	10A 24V	100~240V AC	92%	0.95	2 kV 99787
1-240 W topLED					

Suitable for powering LED strips and 5 mm constant voltage LEDs. Adjustment via the DALI interface. Protection self-resetting against overheating, overloading, open circuits and short-circuits along the output line.

Nyquist | N/O button

F M/M III C.V. DALI-2C DIM IP40

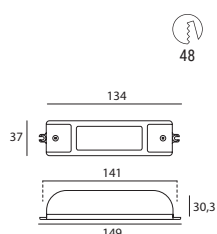


range	output	input	eff.	
3ch. x (1-72 W stripLED/ch.)	3A 24V	24V DC	95%	99077
3ch. x (1-72 W topLED/ch.)				
1-216 W stripLED	9A 24V	24V DC	95%	99723
1-216 W topLEDs				

Suitable for powering LED strips and 5 mm constant voltage LED tops.
 Dimming from 0 to 100% using the N/A button.
 Each driver can work as a master or a slave.
 Possibility of connecting up to 20 drivers via the Sync bus.

Bode | DALI 0/1-10V

F M/M III C.V. DALI-2C DIM IP40



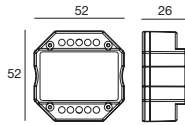
range	output	input	eff.	
3ch. x (1-72 W stripLED/ch.)	3A 24V	24V DC	95%	99074
3ch. x (1-72 W topLED/ch.)				
1-216 W stripLED	9A 24V	24V DC	95%	99660
1-216 W topLEDs				

Suitable for powering LED strips and 5 mm constant voltage LED tops.
 Adjustment via DALI, 0/1-10V interface or potentiometer.

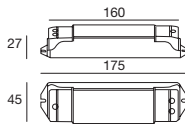
Smart | RF remote



53



range	output	input	eff.	
MONO stripLED	3A x 4ch. 24V	24V DC	95%	99694
DYNAMIC stripLED	3A x 4ch. 24V	24V DC	95%	99695
RGB/RGBW stripLED	3A x 4ch. 24V	24V DC	95%	99696
Repeater	5A x 4ch. 24V	24V DC	95%	99540



24V DC switching

Peta 50 W	99371
Peta 75 W	84700
Reason 75 W	99374
Reason 150 W	99331
Mean 240 W	99786

99540

Dimming via radio frequency remote control or single N/A button.
Synchronisation of 20 items with only one remote control.
Device with 4 channels and dedicated dip switch for configuration: MONO, DYNAMIC, RGB, RGBW.
Protection against overheating, overloading, open circuits and short-circuits along the output line.

RF EASY remote control functions:

- on/off
- dimming

RF FULL remote control functions:

- on/off
- dimming
- recall of max 4 scenes

FR Remote



99697
RF Remote
Easy MONO



99698
RF Remote
Easy DYNAMIC



99699
RF Remote
Easy RGB/RGBW



99700
RF Remote
Full MONO



99701
RF Remote
Full DYNAMIC

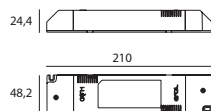


99702
RF Remote
Full RGB/RGBW

Spectrum | DMX



56



range	output	input	eff.	
4ch. x (1-72 W stripLED/ch.)	3A 24V	24V DC	95%	99278
4ch. x (1-72 W topLED/ch.)				

Accessories

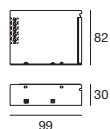



84865

Suitable for powering LED strips and 5 mm LEDs, including RGB.
DMX address selectable via 3 rotary switches.
Compatible with USITT DMX 512-A protocol.
Maximum of 256 devices can be installed on the same DMX bus.
DMX addressing: CH1 - CH512. Maximum length of the DMX line: 300 m
Possibility of managing 3 or 4 DMX addresses/channels (RGB - RGBW - WRGB) via the jumper.

Peta | Switching Driver 50 W

F M M ⊥ c.v.

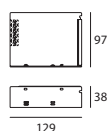


type	output	input	cooling	PF
Peta	2.2A 24V	88~264V AC	Natural Convection	No PFC 99371

Protection self-resetting against open circuits and short-circuits along the output line.

Peta / Exa | Switching Driver 75 W

F M M ⊥ c.v.

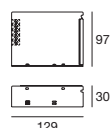


type	output	input	cooling	PF
Peta	3.2A 24V	88~264V AC	Natural Convection	No PFC 84700
Exa	1.6A 48V	88~264V AC	Natural Convection	No PFC 84647

Protection self-resetting against open circuits and short-circuits along the output line.

Peta | Switching Driver 100 W

F M M ⊥ c.v.

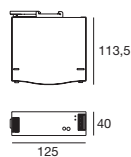


type	output	input	cooling	PF
Peta	4.2A 24V	88~264V AC	Natural Convection	No PFC 99372

Protection self-resetting against open circuits and short-circuits along the output line.

Peta RAIL DIN | Switching Driver 120 W

F M M C.V.

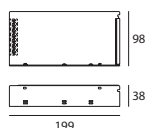


type	output	input	cooling	PF	
Peta RAIL DIN	7.5A 24V	88~264V AC	Natural Convection	0.93	99337

High efficiency and high PF. Protection self-resetting against open circuits and short-circuits along the output line. Fixture suitable for mounting on 35mm Omega DIN rail.

Peta / Exa | Switching Driver 150 W

C.V.

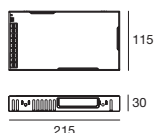


type	output	input	cooling	PF	
Peta	6.5A 24V	88~264V AC	Natural Convection	No PFC	84701
Exa	3.3A 48V	88~264V AC	Natural Convection	No PFC	84648

Protection self-resetting against open circuits and short-circuits along the output line.

Peta / Exa | Switching Driver 200 W

C.V.

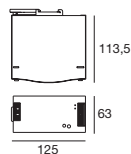


type	output	input	cooling	PF	
Peta	8.4A 24V	88~264V AC	Natural Convection	0.95	99682
Exa	4.2A 48V	88~264V AC	Natural Convection	0.95	99724

Protection self-resetting against open circuits and short-circuits along the output line.

Exa RAIL DIN | Switching Driver 240 W

F M M ⚡ C.V.

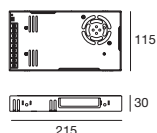


type	output	input	cooling	PF	
Exa RAIL DIN	7.5A 48V	88~264V AC	Natural Convection	0.93	99338

High efficiency and high PF. Protection self-resetting against open circuits and short-circuits along the output line. Fixture suitable for mounting on 35mm Omega DIN rail.

Peta / Exa | Switching Driver 320 W

⚡ C.V.

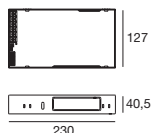


type	output	input	cooling	PF	
Peta	13.4A 24V	88~264V AC	Forced conv.	0.95	99683
Exa	6.7A 48V	88~264V AC	Forced conv.	0.95	99725

Protection self-resetting against open circuits and short-circuits along the output line.

Peta | Switching Driver 500 W

⚡ C.V.

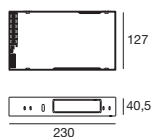


type	output	input	cooling	PF	
Peta	21A 24V	88~264V AC	Forced conv.	0.95	84787

Protection self-resetting against open circuits and short-circuits along the output line.

Exa | Switching Driver 500 W

⏚ C.V.

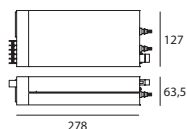


type	output	input	cooling	PF	
Exa	10A 48V	88~264V AC	Forced convection	0.95	84626

Protection self-resetting against open circuits and short-circuits along the output line.

Peta / Exa | Switching Driver 750 W

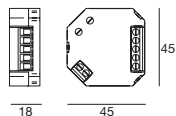

⏚ C.V.



type	output	input	cooling	PF	
Peta	31.3A 24V	88~264V AC	Forced convection	0.95	84753
Exa	15.7A 48V	88~264V AC	Forced convection	0.95	84627

Protection self-resetting against open circuits and short-circuits along the output line.

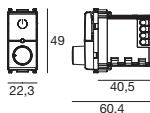
Eltako | TRIAC controller



comand	output	connector	input	
Push DIM	350W	CLAMP	220~240V AC	KIT0027

Phase Cut Dimmer, via N/A button.
 Rotating selectors for the choice of dimming and ascent and descent time.
 AUTO configuration that enables the dimming of any type of 230V AC lamp.

PH-CUT | TRIAC controller

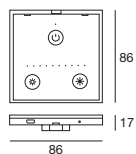



comand	output	connector	input	
Rotatory	200W	CLAMP	220~240V AC	99359

Universal phase cut regulator for electronic power supplies, ON/OFF control with built-in push-button, adjustment with incorporated rotary potentiometer, adjustment of minimum light intensity, detection in the dark, white.

Touch_1-10 V | 0/1-10V Controller

F M M III C.V. 1-10V IP20



type	signal output	connector	input	
Black	0/1-10V	CLAMP	12~24V DC	99319

Electronics



89149
Power supply

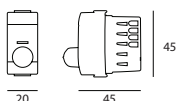



98140
Outer casing

Touch dimmer for drivers and 0/1-10V interfaces.
Touch buttons for On/Off and for UP dimming and DW dimming.
Maximum output current on the 1-10V BUS of 100 mA.

Rotary_1-10V | 0/1-10V Controller

F M M □ C.V. 1-10V IP20

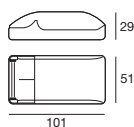


type	signal output	connector	input	
White	0/1-10V	CLAMP	190~250V AC	99321
Black	0/1-10V	CLAMP	190~250V AC	99320

Rotary regulator, for drivers and 0/1-10V interfaces.
Bright spot for detection in the dark.
Suitable for installation in recessed walls.

Dali_PS1 | DALI Controller

F M^M □ C.V. DALI IP20

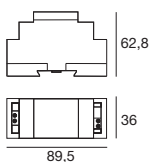


type	signal output	connector	input	
Transp.	DALI Power Supply	CLAMP	230~240V AC	99309

Power supply for 200 mA DALI BUS, for DALI devices, or control modules without own power supply.
Built-in power supply.

Dali_PS2 | DALI Controller

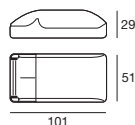
F M^M □ C.V. DALI IP20



type	signal output	connector	input	
White	DALI Power Supply	CLAMP	230~240V AC	99310

Power supply for 240 mA DALI BUS, for DALI devices, or control modules without own power supply.
Power supply suitable for mounting on 35mm Omega DIN rail.

Dali_USB | DALI Controller

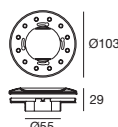


type	signal output	connector	input	
Transp.	DALI	CLAMP USB	4.5~5V DC	99308



PC/DALI interface.
It allows the PC to interface with the DALI system and to address individual drivers, managing scenes and groups.
The system must be integrated with the free "masterCONFIGURATOR" software.
Powered by DALI cable and USB interface.

Dali_Msensor | DALI Controller

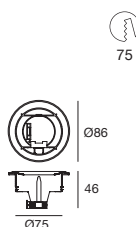



type	signal output	connector	input	
White	DALI	CLAMP	15~16V DC	99312



With adjustment based on ambient light and motion detection.
Simple group assignment via rotary switch.
Possibility of connecting multiple MSensors in a group and on the DALI line.
It can be remotely controlled.
Lighting control and motion detection can be deactivated.
Parameter adjustment with the configuration software.
Power supply via DALI cable.

Dali_Msensor | DALI Controller

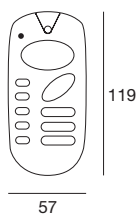


type	signal output	connector	input	
White	DALI	CLAMP	15~16V DC	99313



With adjustment based on ambient light and motion detection.
Simple group assignment via rotary switch.
Possibility of connecting multiple MSensors in a group and on the DALI line.
It can be remotely controlled.
Lighting control and motion detection can be deactivated.
Parameter adjustment with the configuration software.
Power supply via DALI cable.

Dali_RC | IR Remote



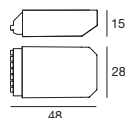

type

Black

99334

Accessory for DALI Msensor 99312 and 99313.
 Optional remote infra-red control.
 Turning on and off and dimming.
 Activation of automatic lighting control (LUX).
 Recall five fixed light output values.
 Individual adjustment of button assignment with configuration software.
 Set the threshold control point.
 With wall support.

Dali_XC | DALI Controller



type

White

signal output

DALI

connector

CLAMP

input

15~16V DC

99311

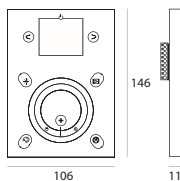


99309

Power supply

4 independent inputs for N/O contacts/buttons.
 Operating mode adjustable via 2 rotary switches.
 Possibility of connecting multiple DALI MSensors in a group and on the DALI line.
 Power supply via DALI cable.
 Connection cables, with a length of 25 cm, depending on the colours of the terminal, included.

Stick_DE3 | DMX Controller



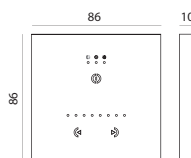

type	signal output	connector	input	
White	DMX	CLAMP RJ45 mini USB	5.5~6V DC	99234
Black	DMX	CLAMP RJ45 mini USB	5.5~6V DC	99235

Electronics



Zone selector to simultaneously activate up to 10 scenes.
 Dimmer to adjust light intensity and saturation.
 Selector of up to 50 scenes with the possibility of choosing between dynamic or static. The arrows allow you to change the active scene.
 Colour selector to choose from 16 million colours. The arrows allow you to enter RGB values.
 Possibility of increasing or reducing the speed of dynamic scenes and colour effects.

Stick_GU2 | DMX Controller



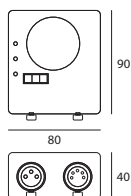
type	signal output	connector	input	
White	DMX	CLAMP micro USB	5.5~6V DC	99045
Black	DMX	CLAMP micro USB	5.5~6V DC	99046

Electronics




Mode selector: Color, Scene and Dimmer.
 In scene mode it is possible to recall a series of set values. During the execution of a program, the dimmer function can be used to vary the intensity.
 In colour mode, it is possible to recall a series of pre-set static colours.
 All functions can be configured by hardware manager (enable/disable the different modes, select starting scenario, etc.).

Slesa_UE7 | DMX Controller

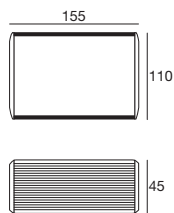


type	signal output	connector	input	
Black	DMX	RJ45 XLR 3 Pin F. XLR 5 Pin F. mini USB	5.5~6V DC	99050



Move from 1 to 49 different pages.
 5 zone selector.
 Graphic display of the running mode.
 "Live" function via USB.
 Compatible with the remote application that allows the creation of a custom interface and the connection of any controller command.

Plexus | Artnet DMX controller



MADRIX PLEXUS controls up to 2 universes using DMX512 or Art-Net as a versatile stand-alone interface, or as a live controller. App available for remote control.

type	signal output	signal input	connector	Power input	
Black	2 DMX512	Ethernet RJ45	XLR 5 Pin F.	USB 5V	99380



98493
5 m extension M 5 pin M12
M 5 pin XLR



99346
Connector M 5 pin XLR

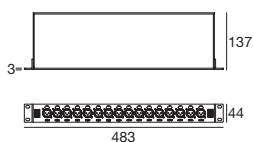

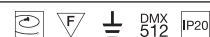


84865
DMX cable



89189
5m cable M 5 pin M12

Titan | Artnet DMX controller



The Artnet protocol is received via Ethernet. Generate the DMX512 signal. Perfect synchronisation between universes. Configurable via web page.

type	signal output	signal input	connector	Power input	
Black	2 DMX512	Ethernet RJ45	XLR 5 Pin F.	100~240V AC	99381
Black	4 DMX512	Ethernet RJ45	XLR 5 Pin F.	100~240V AC	99382
Black	8 DMX512	Ethernet RJ45	XLR 5 Pin F.	100~240V AC	99383
Black	16 DMX512	Ethernet RJ45	XLR 5 Pin F.	100~240V AC	99384



98493
5 m extension M 5 pin M12
M 5 pin XLR



99346
Connector M 5 pin XLR

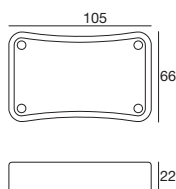


84865
DMX cable



89189
5m cable M 5 pin M12

Pro Mk2 | DMX / RDM addresser



ENTTEC software included. Required to program DMX/RDM devices. Test the correct operation of the installation. It is possible to use the two DMX universes and the stand-alone mode for small installations (1024 pixels).

type	signal output	signal input	connector	Power input	
Black	2 DMX512	USBtypeMicro-B	XLR 5 Pin F.	USB 5V	99385



89186
5 m extension M 5 pin M12
M 3 pin XLR



98493
5 m extension M 5 pin M12
M 5 pin XLR



99346
Connector M 5 pin XLR

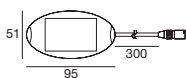


84865
DMX cable



89189
5m cable M 5 pin M12

i-Lèd DMX | DMX addresser

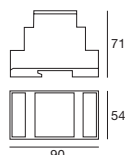


type	signal output	signal input	connector	Power input	
Black	Bus DMX512	Mini USB	M5 Pin M12	Mini USB 5V	89564

89365
Line closure adapter 120 Ohm

The DMX Addresser is used to direct Paseo and Xenia DMX systems in a simple and flexible way.

Line isolator DMX | RDM BOOST DMX



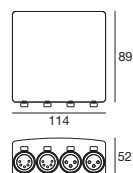

type	signal output	signal input	connector	Power input	
Black	Bus DMX512	Bus DMX512	Clamp	12V DC	99657

99658
Power supply

84865
DMX cable

The Line isolator galvanically isolates the DMX512/RDM input with the output. Through RDM it is possible to set the personality and therefore the type of operation.

D-Split | Optical Isolator 4OUT DMX512



type	signal output	connector	input	
Blue	4 DMX512 D	XLR 5 pin or 3 pin	7V DC	99322

99323
M 5 pin to F 5 pin

99324
F 3 pin to M 5 pin

99325
M 3 pin to F 5 pin

89186
5 m extension M 5 pin M12 M 3 pin XLR

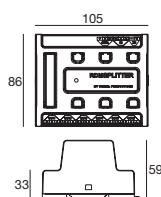

98493
5 m extension M 5 pin M12 M 5 pin XLR

99379
Connector F 5 pin XLR

DMX Splitter has four 2 XLR 3 pin and 2 XLR 5 pin outputs. This fully isolated splitter allows all DMX controlled devices to be connected with higher efficiency and flexibility. Power supply included.

Splitter | Optical Isolator 6OUT DMX/RDM

F III DMX 512 IP20



type	signal output	signal input	connector input	
Black	6 DMX512/RDM	DMX512/RDM	CLAMP 5V DC	99386



99658

Power supply



84865

DMX cable



89189

5m cable
M 5 pin M12



98985

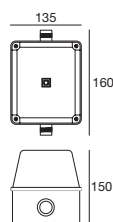
ALLinONE splitter
signal/power

The DMX-512 Splitter takes the DMX input signal and sends it back to the 6 DMX output ports. The splitter can also function as a signal amplifier, because each port supports another 300-metre long connection. This splitter complies with the RDM protocol for bi-directional communication on DMX.

Fixture suitable for mounting on 35mm Omega DIN rail.

Pixie_PIXEL box | Artnet DMX controller for Pixie_PIXEL

F III C.V. DMX 512



type	signal output	signal input	connector	Power input	
White	Pixie cable	DMX512/RDM	5 Pin F.	48V DC	99387



89365
5 m extension
M 5 pin M12
M 5 pin XLR



89365
M. / F.
5pin M12



89365
M. / F. 6 pin



89365
3 x 1,5 mm²



89365
48V

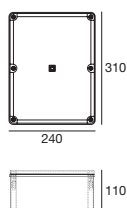



89365
DMX Line
closure

Required to drive both small and big PIXEL Pixies.
Programmable via RDM. Electrically isolates the PIXEL Pixie line from the DMX/RDM line to avoid disturbance propagation.

Paseo_PIXEL box | Artnet DMX controller for Paseo_PIXEL

F III C.V. DMX 512



type	signal output	signal input	connector	Power input	
White	4 Paseo cable	DMX512/RDM ETHERNET (Artnet, sACN)	5 Pin M12	120~240V AC	99388



98493
5 m extension
M 5 pin M12
M 5 pin XLR




99346
Connector
M 5 pin XLR



84865
DMX cable

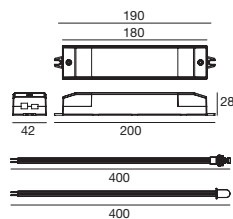
Required to drive Paseo_PIXEL in high pixel-density mode.
Bridge RDM for the programming of Paseo_PIXEL.
Supports 16 DMX universes via ARTNET or sACN protocol.
Generate the RS-485 signal required by Paseo_PIXEL.

Inside box | Components



Local +12V Power Supply Class II, the maximum power consumption is 8W.
Pixel Controller Unit: generates the data stream for Paseo_PIXELS starting from the Ethernet signal received with Artnet or sACN protocol.
The controllers guarantee galvanic isolation between the signal lines to prevent the propagation of electromagnetic disturbances. They manage the automatic configuration and programming of the Paseo_PIXEL, in case of maintenance or initial installation. Each input and output port is protected against overvoltages caused by transient electrical disturbances (such as electrostatic discharge).

Emergency light kit | Emergency



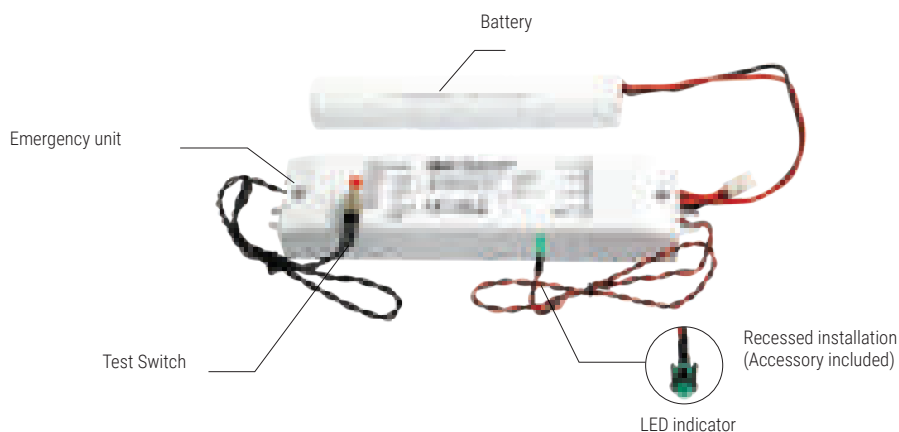
Switchable (on/off) in the presence of mains via switch on SL input (switched line). Automatic reset following battery and/or LED lamp replacement. Electronic multi-level charging system. Supplied with 3,000 mAh battery pack.

range	output	input	eff.	PF	surge
Universal	6-60V 40-400mA	220~240V AC	86%	0.5	4 kV 99355

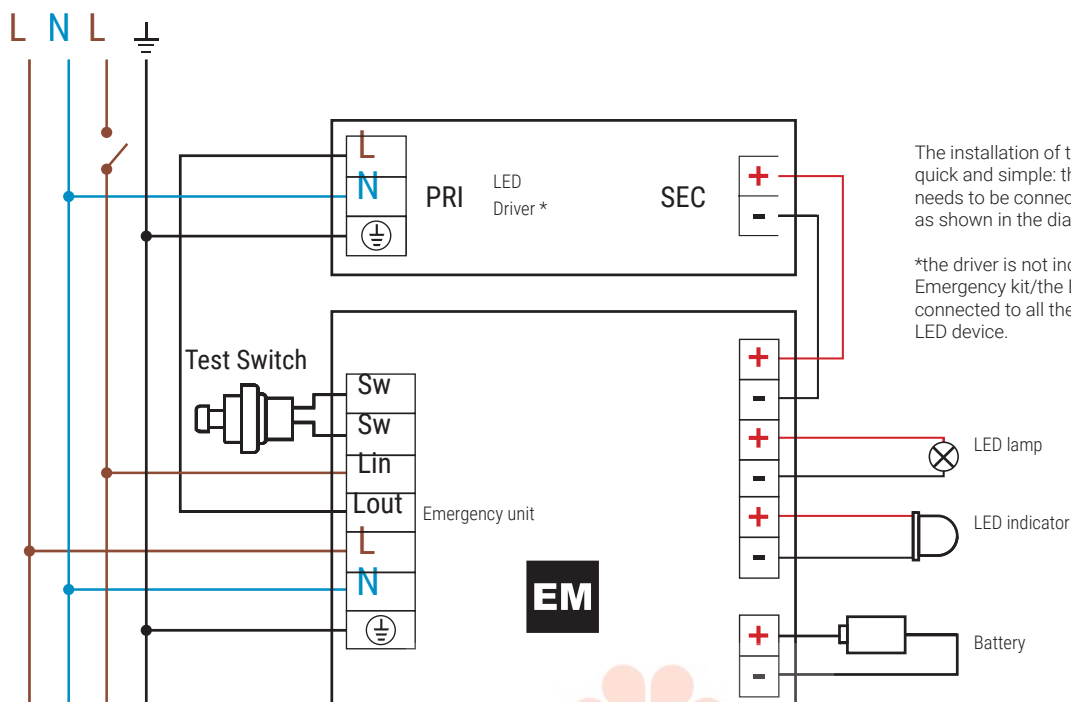
Frequency	50-60 Hz
Nominal input current	40 mA (30 A inrush current with cold start)
Outout voltage (without load)	6-60V
TA Operating temperature	-25 +50 °C
Max casing temperature TC	70 °C
Control interface	Switch Line, Rest mode

Protections	Overtemperature, overload, overvoltage, short-circuit, open circus
Charge current	200 mA
Emergency output current	400-40 mA
Emergency power	2,4W
Emergency output current	20 h

Reference norms	EN 55015 (+A1+A2), EN 61000-3-3 (+A1), EN 61000-3-2 (+A2), EN 61547 (+A1), EN60598-2-22, EN61951-2, CEI EN 61347-1, CEI EN 61347-2-13, CEI EN 50366
------------------------	-----------------------------------------------------------------------------------------------------------------------------------------------------



Unswitch Switch



The installation of the emergency kit is quick and simple: the Emergency unit only needs to be connected to the LED driver as shown in the diagram.

*the driver is not included in the Emergency kit/the Emergency kit can be connected to all the original drivers of the LED device.

EYE-WIFI

Once an EYE-WiFi device is connected to the mains, it will be detected by the EYE-WiFi Gateway and displayed using the EYE-WiFi APP.

NETWORK EXTENSION: an EYE-WiFi device can be added to an existing network at any time

VERSATILITY: it is possible to modify the configuration of the devices and groups simply by intervening on the APP with one click.

EASY AND FAST TO INSTALL

HOTSPOT MODE (without router).

For lighting systems that are autonomous of the LAN network. Wi-Fi connection of the smart device (smartphone, tablet or PC) to the EYE-WiFi Gateway.

Data access via Wi-Fi: see back of the EYE-Wi-Fi Gateway. Ability to simultaneously connect a maximum of two smart devices.



WiFi (WLAN)



GATEWAY
art. 99369



WiFi PROJECTOR

MAX
77
CONNECTABLE
DEVICES

CLIENT MODE (with router)

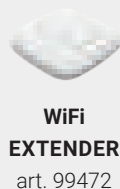
For control of more than 77 EYE-WiFi devices. Wi-Fi connection of the smart device (smartphone, tablet or PC) to the router.

Access data via Wi-Fi: see back of the router. Wi-Fi connection of the router to the EYE-WiFi Gateway.

WiFi



ROUTER WiFi
art. 99473



**WiFi
EXTENDER**
art. 99472



GATEWAY
art. 99369



WiFi PROJECTOR

MAX
77
CONNECTABLE
DEVICES

MAX
15



GATEWAY
art. 99369



WiFi PROJECTOR

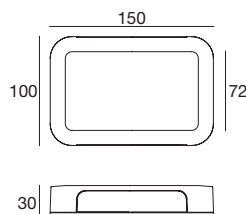
MAX
77
CONNECTABLE
DEVICES

connection

Gateway



Connection to mobile devices is done via the EYE-WiFi Gateway, which converts Wi-Fi signals into MiWi signals. In this way, EYE-WiFi technology can be used on all IT networks. If the existing IT network cannot be used, the Gateway Hotspot function can be used to generate an autonomous and independent Wi-Fi network.



Black 99369

Network standard	Radio-frequency
IEEE 802.11a/b/g/n	2.4GHz

WARNING:

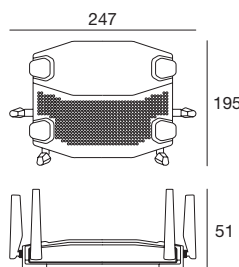
An EYE-WiFi Gateway can control up to 77 devices with EYE-WiFi technology. As general indications we can provide the following maximum distances between EYE-WiFi Gateway and EYE-WiFi device:

- Antenna integrated with the product, maximum radius of 40m around the EYE-WiFi Gateway
- Option on request of the external antenna to the product, maximum radius of 135 m around the EYE-WiFi Gateway .

Linksys AC1900 WiFi Router



Simultaneous dual band (2.4 + 5 GHz), able to offer a stronger connection with a wider frequency range. The AC1900 router is equipped with 4 high-performance antennas that can ensure optimal coverage and guarantee the signal even in large spaces and/or in multi-storey buildings.



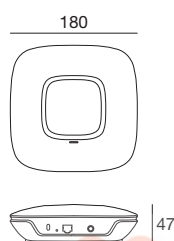
Black 99473

Network standard	Radio-frequency
IEEE 802.11a/b/g/n/ac	2.4 & 5GHz
Port	CPU
USB 3.0, gigabit Ethernet	1.3 GHz dual-core processor

TP-Link Extender



The latest-generation Access Points (802.11ac standard) ensure superior wireless performance and high coverage on 2.4GHz and 5GHz networks. TP-link extender can be used to extend the range of the Wi-Fi signal generated by the Linksys AC 1900 router, for installations in areas with very large spaces, where adequate coverage of the Wi-Fi signal is required.











White 99472

Network standard	Radio-frequency
IEEE 802.11a/b/g/n/ac	2.4GHz & 5GHz


Supply


PoE (power over Ethernet) 802.af or driver


Cables


Power cable 24V DC 	connectors F. 4 pin M8	sec. Ø 4 x 0,35 mm ²	suitable for Ice-cut 66	L m 1 99231
Extension power cable 24V DC 	connectors M + F 4 pin M8	sec. Ø 4x0,5 mm ²	suitable for Ice-cut 66	L m 1 99232
Power cable & 1-10V DALI 24V DC 	connectors F 5 pin M12	sec. Ø 5 x 0,5 mm ²	suitable for Thin 66 RGBW Paseo Xenia	L m 5 89362
Extension power cable & 1-10V DALI 24V DC 	connectors M. + F. 5 pin M12	sec. Ø 5 x 0,5 mm ²	suitable for Thin 66 RGBW Paseo Xenia	L m 10 89361
Power cable 190~250V AC - 24V DC 	connectors F. 4 pin M12	sec. Ø 4 x 0,5 mm ²	suitable for Paseo Xenia Thin 66	L m 1,5 99216 5 89190
Power cable 190~250V AC - 24V DC 	connectors M. 4 pin M12	sec. Ø 4 x 0,5 mm ²	suitable for Paseo Xenia Thin 66	L m 1,5 98476 5 98477
Extension power cable 190~250V AC - 24V DC 	connectors M. + F. 4 pin M12	sec. Ø 4 x 0,5 mm ²	suitable for Paseo Xenia Thin 66	L m 1 98437 5 98149 10 89188
Power cable 190~250V AC 	connectors F. 3 pin	sec. Ø 3 x 1,5 mm ²	suitable for Archiline	L m 2 99057


Cables


Power cable 190~250V AC	connectors	sec. Ø	suitable for	L m	
	M. 3 pin	3 x 1,5 mm ²	Archiline	2	99056
			Prolamp		

Extension power cable 190~250V AC	connectors	sec. Ø	suitable for	L m	
	M. / F. 3 pin	3 x 1,5 mm ²	Archiline	5	98147
			Prolamp	10	98146

Power cable 24V DC	connectors	sec. Ø	suitable for	L m	
	M. 2 pin	2 x 1,5 mm ²	Archicove	0,25	98879

Extension power cable 24V DC	connectors	sec. Ø	suitable for	L m	
	M. / F. 2 pin	2 x 1,5 mm ²	Archicove	1	98878









Power cable 190~250V AC	connectors	sec. Ø	suitable for	L m	
	M. 2 pin	2 x 0,75 mm ²	Archicove	0,25	98713

Extension power cable 190~250V AC	connectors	sec. Ø	suitable for	L m	
	M. / F. 2 pin	2 x 0,75 mm ²	Archicove	1	98716


Power cable + DMX cable	connectors	sec. Ø	suitable for	L m	
	M. 5 pin	2 x 1,5 mm ² + 2 x 0,2 mm ² + shield	Archicove	0,25	98715


Extension power cable + DMX cable	connectors	sec. Ø	suitable for	L m	
	M. / F. 5 pin	2 x 1,5 mm ² + 2 x 0,2 mm ² + shield	Archicove	1	98718


Cables

<p>DMX cable</p> 	<p>connectors M. 5 pin M.12 + M. 5 pin XLR</p>	<p>sec. Ø 2 x 1,5 mm² + 2 x 0,2 mm² + shield</p>	<p>suitable for Archicove</p>	<p>L m 5 98987</p>
<p>DMX cable</p> 	<p>connectors M. 5 pin M12</p>	<p>sec. Ø 2 x 0,25 mm² + shield</p>	<p>suitable for Paseo Xenia</p>	<p>L m 5 89189</p>
<p>DMX cable</p> 	<p>connectors M. 5 pin M.12 + M. 3 pin XLR</p>	<p>sec. Ø 2 x 0,25 mm² + shield</p>	<p>suitable for Paseo Xenia</p>	<p>L m 5 89186</p>
<p>DMX cable</p> 	<p>connectors M. 5 pin M.12 + F. 3 pin XLR</p>	<p>sec. Ø 2 x 0,25 mm² + shield</p>	<p>suitable for Paseo Xenia</p>	<p>L m 5 98494</p>
<p>DMX cable</p> 	<p>connectors M. 5 pin M.12 + M. 5 pin XLR</p>	<p>sec. Ø 2 x 0,25 mm² + shield</p>	<p>suitable for Paseo Xenia</p>	<p>L m 5 98493</p>
<p>Extension DMX cable</p> 	<p>connectors M. / F. 5 pin M12</p>	<p>sec. Ø 2 x 0,25 mm² + shield</p>	<p>suitable for Paseo</p>	<p>L m 10 89187 5 98993 1 98994</p>
<p>ALLinONE Power and DMX cable 190~250V AC - 48V DC</p> 	<p>connectors F. 6 pin</p>	<p>sec. Ø 3 x 1,5 mm² + 2 x 0,2 mm² + shield</p>	<p>suitable for Archiline RGBW Prolamp RGBW</p>	<p>L m 1 98660 5 98661</p>
<p>ALLinONE extension power and DMX cable 190~250V AC - 48V DC</p> 	<p>connectors M. / F. 6 pin</p>	<p>sec. Ø 3 x 1,5 mm² + 2 x 0,2 mm² + shield</p>	<p>suitable for Archiline RGBW Prolamp RGBW Pixie RGBW</p>	<p>L m 1 98662 5 98663</p>


Cables

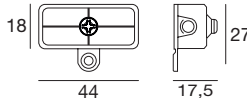
	AllInONE Power and DALI cable 190~250V AC	connectors	sec. Ø	suitable for	L m
		F. 5 pin	3 x 1 mm ² + 2 x 1 mm ²	Archiline DALI	1 99826
					5 99822


	AllInONE extension power and DALI cable 190~250V AC	connectors	sec. Ø	suitable for	L m
		M. / F. 5 pin	3 x 1 mm ² + 2 x 1 mm ²	Archiline DALI	1 99823
					5 99824
					10 99825


	Cable Pixie pixel box extension power cable	price / m	sec. Ø	
		order: x m / 99389	3 x 1,5 mm ²	99389


Junction boxes


	Junction box connector gel 2 ways	connectors	External Ø of the cable	
		IP68 2x0,75 mm ²	Ø 4,8 ~ Ø 6 mm	98989




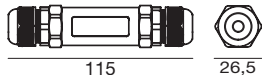
	Junction box connector 2 ways	connectors	External Ø of the cable	
		IP68 min. 2x0,25 mm ² max. 2x1,0 mm ²	Ø 3 ~ Ø 8 mm	98990




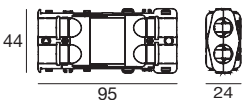
	Junction box connector gel 2 ways	connectors	External Ø of the cable	
		IP68 max. 3x1.5 mm ²	Ø 5,5 ~ Ø 10 mm	98991



	Junction box connector 2 ways	connectors	External Ø of the cable	
		IP68 min. 2x0,5 mm ² max. 2x2.5 mm ²	Ø 7 ~ Ø 13,5 mm	84893



	Junction box connector gel 4 ways	connectors	External Ø of the cable	
		IP68 max. 4x1,5 mm ²	Ø 6,5 ~ Ø 12 mm	84894



DMX accessories

Cables | DMX



connectors	sec. Ø	L m	
F 3 pin XLR	2 x 0,25 mm ² + shield	1	84895
		5	84994

Extension cables | DMX



connectors	sec. Ø	L m	
M + F 3 pin XLR	2 x 0,25 mm ² + shield	1	84871
		5	84885

Connectors | DMX



connectors	sec. Ø	L m	
XLR		3 M	84869
		3 F	84870
		5 M	99346
		5 F	99379

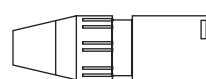
.....	GND	1
—	B	2
—	A	3



84869



84865



84870

Ø 21,5 mm

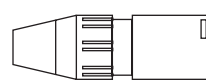
.....	GND	1
—	B	2
—	A	3
—		4
—		5



99346



84865



99379


Ø 21,5 mm

Cable | DMX





price / m	sec. Ø	
order: x m / 84865	2 x 0,25 mm ² + shield	84865

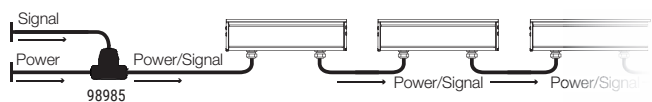
DMX accessories

<p>Connector DMX line closure adapter</p>  <p>*accessory to be installed obligatorily at the end of each continuous row of appliances.</p>	<p>suitable for</p> <ul style="list-style-type: none"> *Paseo RGBW *Paseo_PIXEL RGB *Xenia 2.0 RGBW *Pixie_PIXEL_box 	<p>input</p> <p>Bus DMX 512</p>	<p>output</p> <p>120 Ohm</p>	<p>98365</p>
--------------------------------------------------------------------------------------------------------------------------------------------------------------------------------------------------------------------------------------	----------------------------------------------------------------------------------------------------------------------------------------------------------------	---------------------------------	------------------------------	---------------------

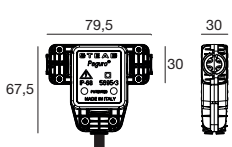
<p>Connector DMX line closure adapter</p>  <p>*accessory to be installed obligatorily at the end of each continuous row of appliances.</p>	<p>suitable for</p> <ul style="list-style-type: none"> *Archicove RGBW 	<p>input</p> <p>Bus DMX 512</p>	<p>output</p> <p>120 Ohm</p>	<p>98988</p>
--------------------------------------------------------------------------------------------------------------------------------------------------------------------------------------------------------------------------------------	---------------------------------------------------------------------------------------	---------------------------------	------------------------------	---------------------

<p>Connector ALLinONE DMX line closure adapter</p>  <p>*accessory to be installed obligatorily at the end of each continuous row of appliances.</p>	<p>suitable for</p> <ul style="list-style-type: none"> *Archiline RGBW *Prolamp RGBW 	<p>input</p> <p>Bus DMX 512</p>	<p>output</p> <p>120 Ohm</p>	<p>98986</p>
----------------------------------------------------------------------------------------------------------------------------------------------------------------------------------------------------------------------------------------------	--------------------------------------------------------------------------------------------------------------	---------------------------------	------------------------------	---------------------

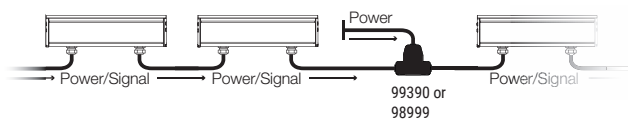
<p>Connector splitter ALLinONE splitter power/DMX</p> 	<p>Start splitter suitable for</p> <p>Archiline RGBW Prolamp RGBW</p>	<p>input</p> <ul style="list-style-type: none"> ① 3x1,5 mm² (for power supply) ② 2x0,25 mm² (for DMX) +shield 	<p>output</p> <ul style="list-style-type: none"> ③ ALLinONE F 3 x 1,5 mm² + 2 x 0,2 mm² +shield 	<p>98985</p>
----------------------------------------------------------------------------------------------------------------------------------------------------	--------------------------------------------------------------------------------------	-------------------------------------------------------------------------------------------------------------------------------------------------------------	----------------------------------------------------------------------------------------------------------------------------------------------	---------------------



<p>Continuity splitter A suitable for</p> <p>Archiline RGBW Prolamp RGBW</p>	<p>input</p> <ul style="list-style-type: none"> ① ALLinONE M 3x1,5 mm² + 2x0,2 mm² +shield ② 3x1,5 mm² (for power supply) 	<p>output</p> <ul style="list-style-type: none"> ③ ALLinONE F 3 x 1,5 mm² + 2 x 0,2 mm² +shield 	<p>99390</p>
---------------------------------------------------------------------------------------------	----------------------------------------------------------------------------------------------------------------------------------------------------------------------------------------	----------------------------------------------------------------------------------------------------------------------------------------------	---------------------



<p>Continuity splitter B suitable for</p> <p>Pixie RGBW</p>	<p>input</p> <ul style="list-style-type: none"> ① ALLinONE M 3x1,5 mm² + 2x0,2 mm² +shield ② 3x1,5 mm² (for power supply) 	<p>output</p> <ul style="list-style-type: none"> ③ ALLinONE F 3 x 1,5 mm² + 2 x 0,2 mm² +shield 	<p>98999</p>
------------------------------------------------------------------------	----------------------------------------------------------------------------------------------------------------------------------------------------------------------------------------	----------------------------------------------------------------------------------------------------------------------------------------------	---------------------



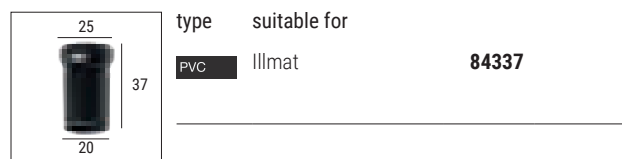
Outer casings



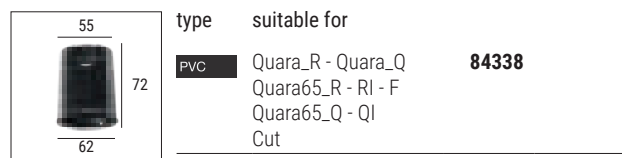
type suitable for
PVC Petit_R - Petit_Q 1 W **84335**
 Aspfo 0,5W - 1W
 Beriel - Elin 0,5W - 1W
 Mosaic



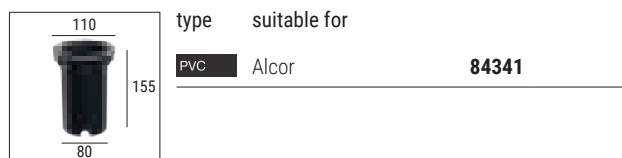
type suitable for
PVC Petit_2R - Petit_2Q 1W **84336**
 Envelope - Romim_Q3
 Nitum 1W - Picrol 1 W
 Viky 1W - Clip - Sand



type suitable for
PVC Illmat **84337**



type suitable for
PVC Quara_R - Quara_Q **84338**
 Quara65_R - RI - F
 Quara65_Q - QI
 Cut



type suitable for
PVC Alcor **84341**



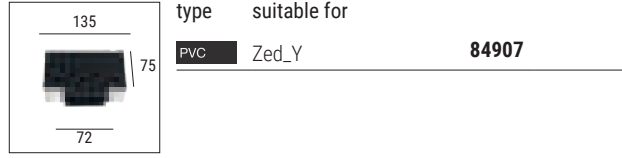
type suitable for
PVC Ilam_t_1 2W - Ilamt66 **84349**
 Ilam_t_2 - Romim_R
 Romim_Q - Calypto



type suitable for
PVC Petit_2R - Petit_2Q 2W **84901**
 Nitum 2W - Picrol 2 W
 Viky 2W - Ture 2W
 Gude 40 mm



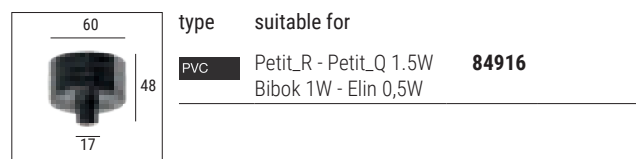
type suitable for
PVC Ghilea **84902**



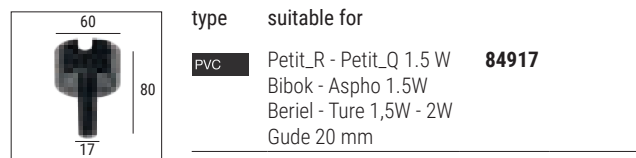
type suitable for
PVC Zed_Y **84907**



type suitable for
PVC Petit_2R - Petit_2Q 1W **84915**
 Envelope - Nitum 1W
 Viky 1W - Clip - Sand



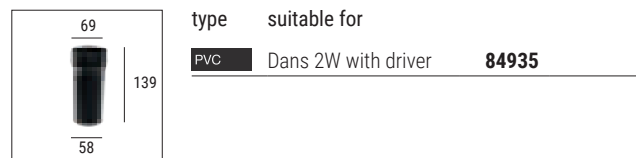
type suitable for
PVC Petit_R - Petit_Q 1.5W **84916**
 Bibok 1W - Elin 0,5W



type suitable for
PVC Petit_R - Petit_Q 1.5 W **84917**
 Bibok - Aspfo 1.5W
 Beriel - Ture 1,5W - 2W
 Gude 20 mm



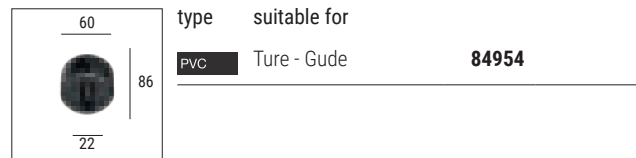
type suitable for
PVC Beret 2 W **84918**



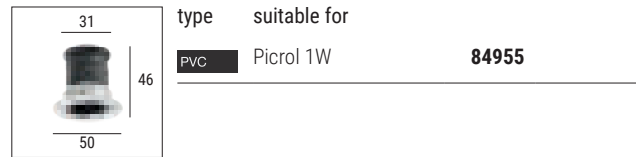
type suitable for
PVC Dans 2W with driver **84935**



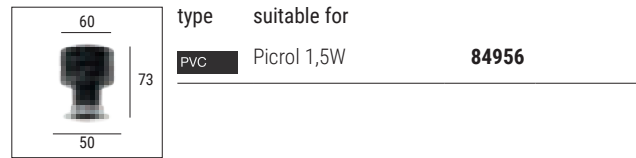
type suitable for
PVC Dans 2W with driver **84936**



type suitable for
PVC Ture - Gude **84954**



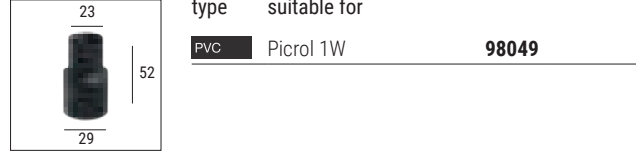
type suitable for
PVC Picrol 1W **84955**



type suitable for
PVC Picrol 1,5W **84956**




type suitable for
PVC Vissa **84995**




type suitable for
PVC Picrol 1W **98049**

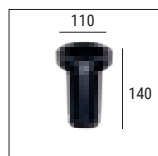
Outer casings



type suitable for
PVC Quara65_QI 4W **98050**



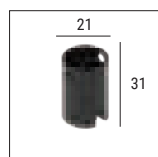
type suitable for
PVC Envelope_W recessed **98111**



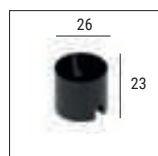
type suitable for
PVC Dans 6W with driver **98121**



type suitable for
PVC Dans 6W with driver **98122**

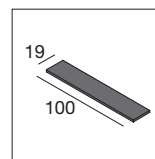


type suitable for
PVC Laella **98950**

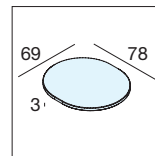


type suitable for
PVC Dot_R - Dot_Q **98992**

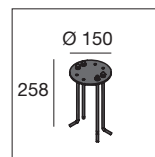
Accessories



Spessore - Tick **60830**



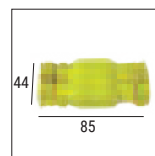
Vetro - Glass **60860**



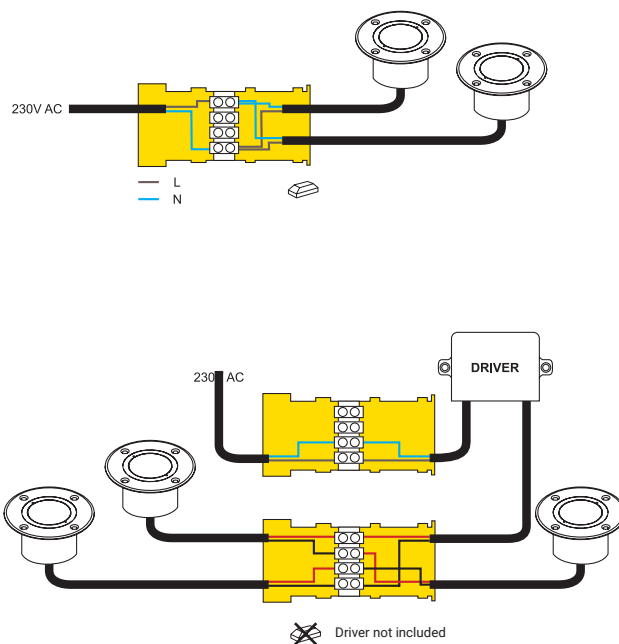
Paletto - Peg **64758**



Chiave a compasso **84992**



Paguro IP68 connector **89548**



cables

application	type	voltage	insulation	Ø	nomenclature	sec. mm	cable colour	core colour	cable gland	temperature	ref. emc	
indoor	--	high	FEP + PVC	5,4 mm	--	3 x 0,75	○	○○○	--	90°C	BV37T	99348
indoor	--	high	PE	6,6 mm	--	2 x 1	○	●●	PG7	--	RZ21B	99349
indoor	--	high	FEP + PVC	4,2 mm	--	2 x 0,5	○	○○	--	90°C	BT20Q	99350
indoor	RGB	low	PVC + PVC	7 mm	--	6 x 0,75	●	○●●●●● ●●●●●	PG7	--		84874
outdoor	MONO	low	FEP + PCP	5,3 mm	--	2 x 0,5	●	●●	--	70-90°C	NT20N	99237
outdoor	MONO	low	GUM	6,5 mm	--	2 x 1	●	●●	PG7	--	NIV1N	84888
outdoor	MONO	low	GUM + PCP	8,3 mm	H07RN8-F	2 x 1	●	●●	PG9	60-90°C	NHV1N	84875
outdoor	MONO	low	PVC + PVC	4 mm	--	2 x 0,35	●	●●	--	90°C	RL29N	99351
outdoor	MONO	low	FEP + PCP	5,8 mm	--	4 x 0,5	●	●●●●	--	70-90°C	NTQ0N	99352
indoor outdoor	MONO	low	FEP + FEP	1,9 x 3,3 mm	--	2 x 0,5	●●	●●	--	180°C	TT20A	84892
outdoor	--	high	GUM + PCP	6,2 mm	H05RN-F	2 x 0,75	●	●●	PG7	60-90°C	NC27N	99353
outdoor	--	high	GUM + PCP	6,5 mm	H05RN-F	2 x 1	●	●●	PG7	60-90°C	NC21N	99229
outdoor	--	high	GUM + PCP	7,2 mm	H05RN-F	3 x 1	●	●●●	PG7	60-90°C	NC31N	84887
outdoor	--	high	GUM + PCP	8,7 mm	H07RN-F	3 x 1	●	●●●	PG9	60-90°C	NN31N	84863
outdoor underwater	MONO	low	NEOPRENE	5,3 mm	--	2 x 0,5	●	●●	--	70-90°C	NT20N	99002
outdoor underwater	MONO	low	NEOPRENE	6,5 mm	--	3 x 1	●	●●●	PG9	--	ONT1N	84876
outdoor underwater	RGB	low	NEOPRENE	9,6 mm	--	7 x 1	●	○●●●●● ●●●●●	PG9	--	NIB1N	84864

Extension cables

application	voltage	insulation	sec. mm	colour	temperature	
indoor	low	PVC	3 x 0,5	●●●	90°C	84866
indoor	low	PVC	3 x 0,5	●●●	90°C	84867
indoor	low	PVC	3 x 0,5	●●●	90°C	84872
indoor	low	PVC	3 x 0,5	○●●	90°C	84873

The conductor cables to utilize for installing our outdoor fixtures has to be NEOPRENE H07 that respond to technical requests of EN60598 sez. 5.2.2:

- temperature of use 90°C
- Type of conductor red copper wire
- Execution tension 450/750V
- Nomenclature H07RN-F
- Conforming of the normative CEI 20-19
- Conforming on the requests of directive B.T.73/23CEE e 93/68CEE

The cable is suitable for humid and dry outdoor ambient; Water resist, on erosion, on frequent flexions. The cable resist on temperature up to -25°C without any superficial crackles; is necessary to protect it anyway even on surface that is use for pathways or drive over in order to prevent curving at 30°.

codes index

CODE	Product	Page	CODE	Product	Page	CODE	Product	Page	CODE	Product	Page
7226	Snake	458	62510	Onsight_W	468	63142	Shore_MP	360	63720	Tour_R	267
7227	Snake	458	62511	Onsight_W	468	63143	Shore_MP	360	63721	Tour_Cl	270
7229	Snake	458	62514	Fled_E	463	63146	Shore_MP	359	63722	Tour_Cl	270
7230	Snake	458	62520	Onsight_SF	469	63147	Shore_MP	359	63723	Tour_Cl	270
7234	Snake	458	62521	Onsight_SF	469	63150	Shore_MP	359	63724	Accessories	269
7235	Snake	458	62524	Fled_P	465	63151	Shore_MP	359	63726	Tour_PD	255
14931	Accessories	670	62530	Onsight_SF	470	63153	Accessories	364	63727	Tour_PD	255
53890	Accessories	703	62531	Onsight_SF	470	63156	Shore_MS	363	63728	Tour_PD	255
56990	Accessories	703	62534	Fled_P	465	63157	Shore_MS	363	63729	Tour_PD	255
58675	Accessories	698	62540	Onsight_RF	471	63160	Shore_MP	359	63730	Tour_R	267
58685	Accessories	698	62541	Onsight_RF	471	63161	Shore_MP	359	63731	Tour_PU	257
58695	Accessories	697	62544	Fled_O	466	63166	Shore_MP	360	63732	Tour_PU	257
59165	Joe	670	62550	Onsight_RF	472	63167	Shore_MP	360	63733	Tour_PU	257
59166	Joe	670	62551	Onsight_RF	472	63170	Shore_MS	363	63734	Tour_PU	257
59170	Joe	670	62554	Fled_O	466	63171	Shore_MS	363	63736	Tour_PI	256
59171	Joe	670	62554	Fled_O	466	63176	Shore_MP	360	63737	Tour_PI	256
59171	Joe	670	62564	Fled_W	464	63177	Shore_MP	360	63738	Tour_PI	256
59175	Joe	670	62630	Outer-casing	464	63180	Shore_MP	360	63740	Tour_CD	269
59176	Joe	670	62706	Fylo curved	315	63181	Shore_MP	360	63750	Tour_CD	269
59950	Accessories	670	62757	Accessories	811	63186	Shore_MS	363	63760	Tour_CD	269
60065	Pilos	697	62758	Accessories	811	63187	Shore_MS	363	63785	Stalk	705
60073	Pilos	697	62761	Fylo+ Out	812	63190	Shore_MP	360	63786	Stalk	705
60074	Pilos	697	62900	Accessories	300	63191	Shore_MP	360	64200	Accessories	674
60075	Pilos	697	62911	Pool_S	278	63196	Accessories	364	64210	Accessories	692
60127	Accessories	301	62912	Pool_S	278	63197	Accessories	360	64240	Accessories	263
60830	Accessories	1010	62915	Pool_S	278	63198	Accessories	360	64250	Tour_QV	261
60841	Fylo curved	315	62916	Pool_P	279	63199	Accessories	360	64252	Apache	692
60860	Accessories	1010	62921	Pool_P	279	63445	Stalk	705	64253	Apache	692
61115	Pilos	698	62922	Pool_S	278	63446	Stalk	705	64254	Apache	692
61125	Pilos	698	62923	Pool_S	278	63455	Stalk	703	64255	Apache	692
61145	Pilos	698	62925	Pool_S	278	63456	Stalk	703	64256	Apache	692
61160	Cu-Flex	709	62926	Pool_P	279	63465	Stalk	703	64257	Apache	692
61161	Cu-Flex	710	62931	Pool_C	277	63466	Stalk	703	64258	Apache	692
61170	Cu-Flex	709	62932	Pool_C	277	63475	Stalk	703	64259	Apache	692
61171	Cu-Flex	710	62933	Pool_C	277	63476	Stalk	703	64260	Tour_QV	261
61180	Cu-Flex	709	62934	Pool_C	277	63495	Stalk	704	64262	Apache	692
61181	Cu-Flex	710	62935	Pool_C	277	63496	Stalk	704	64263	Apache	692
62180	Accessories	301	62936	Pool_C	277	63505	Stalk	704	64264	Apache	692
62190	Accessories	694	63100	Shore_MP	360	63506	Stalk	704	64265	Apache	692
62365	Stick	694	63101	Shore_MP	360	63515	Stalk	704	64266	Apache	692
62366	Stick	694	63103	Shore_MP	360	63516	Stalk	704	64267	Apache	692
62375	Stick	694	63106	Shore_MP	359	63560	indoor LED strips	954	64268	Apache	692
62376	Stick	694	63107	Shore_MP	359	63601	Accessories	302	64269	Apache	692
62385	Stick	694	63110	Shore_MS	363	63605	Fylo+ Direct	302	64270	Accessories	263
62386	Stick	694	63111	Shore_MS	363	63615	Fylo+ Direct	302	64272	Rollip7035_MP	349
62395	Stick	694	63112	Shore_MP	360	63625	Fylo+ Direct	303	64273	Rollip7035_MP	349
62396	Stick	694	63113	Shore_MP	360	63635	Fylo+ Direct	304	64274	Rollip7035_MP	349
62400	Dirigo	804	63116	Shore_MP	359	63645	Fylo+ Direct	303	64275	Rollip7035_MP	349
62401	Dirigo	804	63117	Shore_MP	359	63700	Accessories	263	64276	Rollip7035_MP	349
62402	Dirigo	804	63120	Shore_MP	359	63701	Tour Acc.	265	64277	Rollip7035_MP	349
62403	Silcone_C	946	63121	Shore_MP	359	63702	Tour Acc.	265	64278	Rollip7035_MP	351
62460	Accessories	335	63122	Shore_MP	360	63703	Tour Acc.	265	64279	Rollip7035_MP	351
62461	RollipPRO	335	63123	Shore_MP	360	63704	Tour Acc.	265	64280	Accessories	350
62462	RollipPRO	335	63126	Shore_MS	363	63706	Tour Acc.	264	64282	Rollip7035_MP	349
62463	RollipPRO	335	63127	Shore_MS	363	63707	Tour Acc.	264	64283	Rollip7035_MP	349
62464	RollipPRO	335	63128	Shore_MS	360	63708	Tour Acc.	264	64284	Rollip7035_MP	349
62465	RollipPRO	335	63130	Shore_MP	359	63709	Tour Acc.	264	64285	Rollip7035_MP	349
62470	RollipPRO	335	63131	Shore_MP	359	63710	Tour_R	267	64286	Rollip7035_MP	349
62471	RollipPRO	335	63132	Shore_MP	360	63711	Tour_D	259	64287	Rollip7035_MP	349
62472	RollipPRO	335	63133	Shore_MP	360	63712	Tour_D	259	64288	Rollip7035_MP	351
62473	RollipPRO Complete	336	63136	Shore_MP	359	63713	Tour_D	259	64289	Rollip7035_MP	351
62474	RollipPRO Complete	336	63137	Shore_MP	359	63714	Tour_D	259	64306	Creek	217
62500	Onsight_W	467	63140	Shore_MS	363	63716	Tour Acc.	266	64307	Creek	217
62501	Onsight_W	467	63141	Shore_MS	363	63717	Tour Acc.	266	64316	Creek	217
62504	Fled_E	463									

CODE	Product	Page	CODE	Product	Page	CODE	Product	Page	CODE	Product	Page
64317	Creek	217	64520	Vuelta	853	64634	Accessories	346	64734	Ryo	665
64326	Creek	217	64521	Vuelta	853	64635	Joe	670	64735	Ryo	666
64327	Creek	217	64522	Vuelta	853	64636	Joe	670	64736	Ryo	665
64328	Tour Acc.	265	64523	Vuelta	853	64637	Gypsum Cell	140	64737	Ryo	666
64329	Tour Acc.	265	64524	Vuelta	853	64638	Gypsum Cell	140	64738	Baton_R	287
64336	Creek	217	64525	Vuelta	853	64639	Accessories	346	64739	Baton_Q	288
64337	Creek	217	64526	Cell	144	64639	Accessories	350	64740	Baton_Q	288
64338	Tour Acc.	265	64527	Cell	144	64640	Accessories	803	64741	Baton_P	285
64339	Tour Acc.	265	64528	Vuelta	854	64641	Accessories	803	64742	Baton_P	285
64346	Creek	216	64529	Vuelta	854	64642	Dirigo	803	64743	Baton_P	285
64347	Creek	216	64530	Vuelta	854	64643	Dirigo	803	64744	Baton_P	285
64348	Tour Acc.	265	64531	Vuelta	854	64644	Dirigo	804	64745	Baton_Q	288
64349	Tour Acc.	265	64532	Accessories	854	64645	Dirigo	804	64746	Baton_Q	288
64356	Creek	216	64533	Accessories	854	64646	Dirigo	804	64747	Baton_R	287
64357	Creek	216	64534	Accessories	854	64647	Dirigo	804	64749	Baton_R	287
64358	Tour Acc.	265	64536	Accessories	854	64648	Dirigo	805	64754	Baton_P	285
64359	Tour Acc.	265	64537	Accessories	854	64649	Accessories	346	64755	Baton_P	285
64360	Tour_Q	261	64538	Accessories	854	64649	Accessories	350	64756	Baton_Q	288
64361	Tour_Q	261	64539	Accessories	854	64650	Stalk	703	64757	Baton_Q	288
64362	Tour_Q	261	64540	Cell	143	64651	Stalk	703	64758	Accessories	1010
64363	Tour_QD	262	64541	Cell	143	64660	Accessories	346	64759	Ryo	665
64364	Tour_QD	262	64542	Cell	143	64660	Accessories	350	64760	Ryo	665
64365	Tour_QD	262	64543	Cell	143	64661	Accessories	803	64761	Ryo	665
64366	Creek	216	64544	Cell	143	64662	Accessories	803	64762	Ryo	666
64367	Creek	216	64545	Cell	143	64663	Accessories	803	64763	Ryo	666
64368	Tour Acc.	264	64546	Gypsum Cell	139	64664	Dirigo	804	64764	Ryo	666
64369	Tour Acc.	264	64547	Gypsum Cell	139	64665	Dirigo	804	64776	Accessories	345
64370	Tour_Q	261	64548	Gypsum Cell	139	64666	Dirigo	804	64782	Baton_P	285
64371	Tour_Q	261	64549	Gypsum Cell	139	64667	Dirigo	804	64783	Baton_P	285
64372	Tour_Q	261	64550	Gypsum Cell	139	64668	Dirigo	804	64784	Baton_P	285
64373	Tour_QD	262	64551	Gypsum Cell	139	64669	Dirigo	804	64785	Baton_P	285
64374	Tour_QD	262	64560	Cem	525	64670	Accessories	263	64786	Baton_P	285
64375	Tour_QD	262	64561	Cem	525	64671	Accessories	263	64787	Baton_P	285
64376	Creek	216	64562	Cem	525	64673	Accessories	263	64788	Peak	685
64377	Creek	216	64563	Cem	526	64682	Tour_PU	257	64789	Peak	685
64378	Tour Acc.	264	64564	Cem	525	64683	Tour_PU	257	64790	Peak	685
64379	Tour Acc.	264	64570	Tour_PD	255	64685	Tour_PU	257	64791	Peak	685
64386	Creek	216	64571	Tour_PD	255	64686	Tour_PU	257	64792	Peak	685
64387	Creek	216	64572	Tour_PD	255	64687	Tour_PU	257	64793	Peak	685
64388	Tour Acc.	264	64573	Tour_PD	255	64689	Tour_PU	257	64794	Peak	685
64389	Tour Acc.	264	64575	Accessories	263	64690	Tour_PU	257	64795	Peak	685
64390	Creek	217	64577	Tour_PI	256	64691	Tour_PU	257	64796	Peak	685
64398	Tour Acc.	264	64578	Tour Acc.	264	64693	Tour_PU	257	64804	Fled_E	463
64399	Tour Acc.	264	64579	Tour_PI	256	64694	Tour_PU	257	64814	Fled_E	463
64407	Creek	215	64580	Tour Acc.	264	64695	Tour_PU	257	64824	Fled_P	465
64408	Creek	215	64581	Tour_PI	256	64697	Tour_PU	257	64834	Fled_P	465
64417	Creek	215	64583	Tour_PU	257	64700	Puro	690	64844	Fled_O	466
64418	Creek	215	64584	Tour_PU	257	64701	Puro	690	64854	Fled_O	466
64427	Creek	215	64585	Tour_PU	257	64711	Bob18	660	64864	Fled_W	464
64428	Creek	215	64586	Tour Acc.	264	64712	Bob18	660	65002	Accessories	526
64437	Creek	215	64587	Tour_PU	257	64715	Bob18	660	65003	Fylo+ Recessed	308
64438	Creek	215	64588	Tour Acc.	264	64716	Bob18	660	65004	Fylo+ Recessed	308
64447	Creek	215	64589	Accessories	803	64717	Puro 180	690	65005	Accessories	526
64448	Creek	215	64590	Dirigo	803	64718	Puro 180	690	65006	Fylo+ Recessed	307
64457	Creek	216	64591	Dirigo	805	64719	Bob18	660	65007	Fylo+ Recessed	307
64458	Creek	216	64592	Accessories	805	64720	Bob18	660	65008	Accessories	311
64467	Creek	215	64593	Accessories	805	64721	Ryo	665	65009	Fylo+ Recessed	308
64468	Creek	215	64594	Dirigo	803	64722	Ryo	666	65010	Fylo+ Recessed	308
64505	Cem	526	64595	Dirigo	804	64723	Ryo	665	65011	Accessories	311
64506	Cem	526	64597	Dirigo	804	64724	Ryo	666	65012	Fylo+ Recessed	309
64507	Cell	143	64630	Gypsum Cell	139	64726	Ryo	665	65013	Fylo+ Recessed	309
64508	Cell	143	64631	Gypsum Cell	139	64727	Ryo	666	65014	Accessories	312
64509	Cell	144	64632	Gypsum Cell	140	64728	Ryo	665	65015	Fylo+Surface	311
64510	Cell	144	64633	Gypsum Cell	140	64729	Ryo	666	65016	Fylo+Surface	311

codes index

CODE	Product	Page	CODE	Product	Page	CODE	Product	Page	CODE	Product	Page
65017	Accessories	812	65083	Peak	688	65182	Accessories	300	65256	Rollip35_MP	351
65018	Fylo+Surface	311	65084	Peak	688	65183	Accessories	300	65257	Rollip35_MP	351
65019	Fylo+Surface	311	65085	Peak	688	65184	Accessories	300	65258	Rollip35_MP	351
65020	Accessories	812	65088	Accessories	307	65185	Fylo+ Recessed	309	65259	Rollip35_MP	351
65021	Fylo+Surface	312	65089	Accessories	307	65186	Fylo+ Recessed	309	65260	Rollip35_MS	347
65022	Fylo+Surface	312	65090	Fylo+ Out	811	65187	Fylo+ Direct	300	65261	Rollip35_MS	347
65023	Accessories	811	65091	Fylo+ Out	812	65188	Fylo+ Recessed	309	65262	Rollip35_MS	347
65024	Fylo+Surface	313	65092	Fylo+ Out	812	65190	Cell_C	290	65263	Rollip35_MS	347
65025	Fylo+Surface	313	65093	Fylo+ Out	811	65191	Cell_C	290	65264	Rollip35_MS	347
65026	Accessories	811	65094	Accessories	811	65192	Cell_C	290	65265	Rollip35_MS	347
65027	Fylo+ Recessed	307	65097	Accessories	313	65193	Cell_C	290	65266	Rollip35_MS	347
65028	Fylo+ Recessed	307	65098	Accessories	312	65200	Rollip70_MC	341	65267	Rollip35_MS	347
65030	Fylo+ Out	812	65099	Accessories	312	65201	Rollip70_MC	341	65300	Tour_D	259
65031	Fylo+ Out	812	65100	Tour_PI	256	65202	Rollip70_MC	341	65301	Tour_D	259
65032	Fylo+ Recessed	307	65101	Tour_PI	256	65203	Rollip70_MC	341	65302	Tour_D	259
65033	Fylo+ Out	812	65103	Tour_PI	256	65204	Rollip35_MC	339	65304	Tour_D	259
65034	Fylo+ Out	812	65104	Tour_PI	256	65205	Rollip35_MC	339	65305	Tour_D	259
65035	Accessories	811	65105	Tour_PI	256	65206	Rollip35_MC	339	65306	Tour_D	259
65036	Fylo+ Out	811	65107	Tour_PI	256	65207	Rollip35_MC	339	65307	Tour_D	259
65037	Fylo+ Out	811	65108	Tour_PI	256	65208	Rollip70_MC	342	65308	Tour_D	259
65038	Accessories	811	65109	Tour_PI	256	65209	Rollip70_MC	342	65310	Tour_D	259
65039	Fylo+ Out	811	65111	Tour_PI	256	65210	Rollip70_MC	342	65311	Tour_D	259
65040	Fylo+ Out	811	65112	Tour_PD	255	65211	Rollip70_MC	342	65312	Tour_D	259
65042	Fylo+ Direct	301	65113	Tour_PD	255	65212	Rollip35_MC	340	65313	Tour_D	259
65043	Fylo+ Direct	301	65115	Tour_PD	255	65213	Rollip35_MC	340	65314	Tour_D	259
65044	Accessories	301	65116	Tour_PD	255	65214	Rollip35_MC	340	65316	Tour_D	259
65045	Fylo+ Recessed	307	65117	Tour_PD	255	65215	Rollip35_MC	340	65317	Tour_D	259
65046	Fylo+ Recessed	308	65119	Tour_PD	255	65216	Rollip35_C	343	65318	Tour_D	259
65047	Fylo+ Recessed	308	65120	Tour_PD	255	65217	Rollip35_C	343	65319	Tour_D	259
65048	Fylo+ Recessed	309	65121	Tour_PD	255	65218	Rollip70_MC	342	65320	Tour_D	259
65049	Fylo+Surface	311	65123	Tour_PD	255	65219	Accessories	340	65322	Tour_D	259
65050	Fylo+ Direct	300	65124	Tour_PD	255	65220	Rollip70_MC	341	65323	Tour_D	259
65051	Fylo+ Direct	300	65125	Tour_PD	255	65221	Rollip70_MC	341	65324	Tour Acc.	265
65052	Fylo+ Direct	300	65127	Tour_PD	255	65222	Rollip70_MC	341	65325	Tour Acc.	265
65053	Fylo+Surface	311	65128	Tour_PD	255	65223	Rollip70_MC	341	65326	Tour Acc.	265
65054	Accessories	307	65129	Tour_PD	255	65225	Rollip70_C	343	65327	Tour Acc.	265
65055	Accessories	307	65130	Tour_PD	255	65226	Rollip70_C	343	65328	Tour Acc.	265
65056	Accessories	301	65131	Tour_PD	255	65228	Rollip70_C	343	65329	Tour Acc.	265
65057	Accessories	301	65132	Tour_PI	256	65229	Rollip70_C	343	65332	Tour Acc.	265
65058	Fylo+Surface	312	65133	Tour_PI	256	65231	Rollip70_MC	341	65333	Tour Acc.	265
65059	Fylo+Surface	313	65134	Tour_PI	256	65232	Rollip70_MC	341	65334	Tour Acc.	265
65060	Peak	686	65135	Tour_PU	257	65233	Rollip35_MC	339	65335	Tour Acc.	265
65061	Peak	686	65136	Tour_PU	257	65234	Rollip35_MC	340	65335	Tour Acc.	265
65062	Peak	686	65137	Tour_PU	257	65235	Rollip35_MC	340	65336	Tour Acc.	265
65063	Peak	686	65138	Tour_PU	257	65236	Rollip70_MC	342	65337	Tour Acc.	265
65064	Peak	686	65141	Accessories	263	65237	Rollip70_MC	342	65338	Tour Acc.	265
65065	Peak	686	65142	Tour Acc.	264	65238	Rollip70_MC	342	65339	Tour Acc.	265
65066	Peak	687	65143	Tour Acc.	264	65239	Rollip70_MC	342	65340	Tour Acc.	265
65067	Peak	687	65144	Tour Acc.	264	65240	Rollip35_MP	345	65341	Tour Acc.	265
65068	Peak	687	65145	Tour Acc.	264	65241	Rollip35_MP	345	65344	Tour Acc.	265
65069	Peak	687	65148	Tour Acc.	264	65242	Rollip35_MP	345	65345	Tour Acc.	265
65070	Peak	687	65149	Tour Acc.	264	65243	Rollip35_MP	345	65346	Tour Acc.	265
65071	Peak	687	65150	Tour Acc.	264	65244	Rollip35_MP	345	65347	Tour Acc.	265
65072	Peak	686	65151	Tour Acc.	264	65245	Rollip35_MP	345	65349	Tour Acc.	266
65073	Peak	686	65152	Tour Acc.	264	65246	Rollip35_MP	345	65350	Tour_CD	269
65074	Peak	686	65153	Tour Acc.	264	65247	Rollip35_MP	345	65351	Tour_CD	269
65075	Accessories	686	65154	Tour Acc.	264	65248	Rollip35_MP	345	65352	Tour_CD	269
65076	Accessories	686	65155	Tour Acc.	264	65249	Rollip35_MP	345	65354	Tour_CD	269
65077	Accessories	686	65158	Tour Acc.	264	65250	Rollip35_MP	345	65355	Tour_CD	269
65078	Accessories	686	65159	Tour Acc.	264	65251	Rollip35_MP	345	65356	Tour_CD	269
65079	Peak	688	65160	Tour Acc.	264	65252	Rollip35_MP	345	65357	Tour_CD	269
65080	Peak	688	65161	Tour Acc.	264	65253	Rollip35_MP	345	65358	Tour_CD	269
65081	Peak	688	65180	Fylo+ Direct	300	65254	Rollip35_MP	345	65360	Tour_CD	269
65082	Accessories	685	65181	Fylo+ Direct	300	65255	Rollip35_MP	345	65361	Tour_CD	269

CODE	Product	Page	CODE	Product	Page	CODE	Product	Page	CODE	Product	Page
65362	Tour_CD	269	80018	Quantum_R	28	80110	Cob40_RJ	94	80377	Loro_RJ	78
65363	Tour_CD	269	80019	Quantum_R	28	80127	Angular	184	80383	Periskop	829
65364	Tour_CD	269	80020	Quantum_R	28	80129	Angular40	183	80384	Periskop	829
65366	Tour_CD	269	80021	Quantum_R	28	80162	Iris_T	201	80385	Periskop	829
65367	Tour_CD	269	80022	Quantum_R	28	80163	Iris_T	201	80386	Periskop	829
65368	Tour_Cl	270	80023	Quantum_R	28	80244	Cob40_R	94	80387	Illuminator	150
65369	Tour_Cl	270	80024	Quantum_R	28	80245	Cob40_R	94	80388	Illuminator	150
65370	Tour_Cl	270	80025	Quantum_R	28	80248	Angular	183	80389	Illuminator	150
65372	Tour_Cl	270	80026	Quantum_R	28	80249	Angular	183	80390	Illuminator	150
65373	Tour_Cl	270	80027	Quantum_R	28	80250	Angular	183	80391	Rubber	927
65374	Tour_Cl	270	80028	Quantum_R	28	80272	Iris_T	201	80392	Rubber	927
65375	Tour_Cl	270	80029	Quantum_R	29	80273	Iris_T	201	80393	Rubber	927
65376	Tour_Cl	270	80030	Quantum_R	29	80284	Angular_P	184	80394	Rubber	928
65378	Tour_Cl	270	80031	Quantum_R	29	80285	Angular_P	184	80395	Rubber	928
65379	Tour_Cl	270	80032	Quantum_R	29	80286	Angular_P	184	80396	Rubber	928
65380	Tour_Cl	270	80033	Quantum_R	29	80290	Optus-W2	210	80397	Rubber	928
65381	Tour_Cl	270	80034	Quantum_R	29	80291	Optus-W2	210	80398	Rubber	928
65382	Tour_Cl	270	80035	Quantum_R	29	80294	Optus-W2	210	80399	Rubber	928
65384	Tour_Cl	270	80036	Quantum_R	29	80295	Optus-W2	210	80403	Rubber	929
65385	Tour_Cl	270	80037	Quantum_R	29	80296	Optus-W2	210	80404	Rubber	929
65386	Accessories	269	80038	Quantum_R	29	80297	Optus-W2	210	80409	Rubber	927
65387	Accessories	269	80039	Quantum_R	29	80298	Optus-W3	210	80410	Rubber	927
65389	Accessories	269	80040	Quantum_R	29	80299	Optus-W3	210	80411	Rubber	927
65390	Accessories	269	80041	Quantum_R	30	80302	Optus-W3	210	80412	Rubber	927
65391	Accessories	269	80042	Quantum_R	30	80303	Optus-W3	210	80413	Rubber	927
65392	Opti-pole	674	80043	Quantum_R	30	80304	Optus-W3	210	80414	Rubber	927
65393	Opti-pole	674	80044	Quantum_R	30	80305	Optus-W3	210	80424	Iris_T	201
65394	Opti-pole	674	80045	Quantum_R	30	80306	Iris_T	201	80425	Iris_T	201
65395	Opti-pole	674	80046	Quantum_R	30	80307	Iris_T	201	80426	Iris_T	201
65396	Opti-pole	674	80047	Quantum_J	31	80310	Iris_T	201	80427	Iris_T	201
65397	Opti-pole	674	80048	Quantum_J	31	80311	Iris_T	201	80428	Iris_T	201
65398	Tour Acc.	266	80049	Quantum_J	31	80314	Vigilant	915	80429	Iris_T	201
65399	Tour Acc.	266	80050	Quantum_J	31	80338	Mini-Illuminator	147	80430	Iris_T	201
65412	Tour Acc.	266	80051	Quantum_J	31	80346	Loro_QJ	81	80431	Iris_T	201
65413	Tour Acc.	266	80052	Quantum_J	31	80347	Loro_QJ	81	80432	Suelo	595
65414	Tour Acc.	266	80053	Quantum_J	31	80348	Loro_QJ	81	80432	Suelo underwater	898
65416	Tour Acc.	266	80054	Quantum_J	31	80349	Loro_QJ	81	80433	Suelo	595
65417	Tour Acc.	266	80055	Quantum_J	31	80350	Loro_QJ	81	80433	Suelo underwater	898
65418	Tour Acc.	266	80056	Quantum_J	31	80351	Loro_QJ	81	80434	Suelo	595
65419	Tour Acc.	266	80057	Quantum_J	31	80352	Loro_QJ	81	80434	Suelo underwater	898
65420	Tour_R	267	80058	Quantum_J	31	80353	Loro_QJ	81	80435	Suelo	607
65421	Tour_R	267	80059	Quantum_J	32	80354	Loro_QJ	81	80436	Suelo	607
65422	Tour_R	267	80060	Quantum_J	32	80355	Loro_QJ	81	80437	Suelo	607
65424	Tour_R	267	80061	Quantum_J	32	80356	Loro_QJ	81	80438	Suelo	607
65425	Tour_R	267	80062	Quantum_J	32	80357	Loro_QJ	81	80439	Suelo	596
65426	Tour_R	267	80063	Quantum_J	32	80358	Loro_QJ	81	80440	Suelo	596
65427	Tour_R	267	80064	Quantum_J	32	80359	Loro_QJ	81	80441	Suelo	596
65428	Tour_R	267	80065	Quantum_J	32	80360	Loro_QJ	81	80442	Suelo	596
65430	Tour_R	267	80066	Quantum_J	32	80361	Loro_QJ	81	80443	Suelo	597
65431	Tour_R	267	80067	Quantum_J	32	80362	Loro_QJ	82	80444	Suelo	597
65432	Tour_R	267	80068	Quantum_J	32	80363	Loro_QJ	82	80445	Suelo	597
65433	Tour_R	267	80069	Quantum_J	32	80364	Loro_QJ	82	80446	Suelo	597
65434	Tour_R	267	80070	Quantum_J	32	80365	Loro_QJ	82	80447	Suelo	598
65436	Tour_R	267	80071	Quantum_J	33	80366	Loro_QJ	82	80448	Suelo	598
65437	Tour_R	267	80072	Quantum_J	33	80367	Loro_QJ	82	80449	Suelo	598
80009	Quantum_R	27	80073	Quantum_J	33	80368	Loro_QJ	82	80450	Suelo	598
80010	Quantum_R	27	80074	Quantum_J	33	80369	Loro_QJ	82	80451	Suelo	598
80011	Quantum_R	27	80075	Quantum_J	33	80370	Loro_RJ	78	80452	Suelo	598
80012	Quantum_R	27	80076	Quantum_J	33	80371	Loro_RJ	78	80453	Suelo	598
80013	AntonX_2	89	80105	AntonX_1	89	80372	Loro_RJ	78	80454	Suelo	598
80014	AntonX_2	89	80106	AntonX_1	89	80373	Loro_RJ	78	80455	Suelo	599
80015	AntonX_2	89	80107	AntonX_1	89	80374	Loro_RJ	78	80456	Suelo	599
80016	AntonX_2	89	80108	AntonX_1	89	80375	Loro_RJ	78	80457	Suelo	599
80017	Quantum_R	28	80109	Cob40_RJ	94	80376	Loro_RJ	78	80476	Vos_QJ	21

codes index

CODE	Product	Page	CODE	Product	Page	CODE	Product	Page	CODE	Product	Page
80477	Vos_QJ	21	80605	Envelope	539	80722	Vos_R	14	80837	Loro_Q	80
80478	Vos_QJ	21	80607	Suelo	613	80723	Vos_R	14	80838	Loro_Q	80
80479	Vos_QJ	21	80608	Suelo	613	80724	Vos_R	14	80839	Loro_Q	80
80488	Vos_QJ	21	80609	Suelo	614	80725	Vos_R	14	80840	Loro_Q	80
80489	Vos_QJ	21	80610	Suelo	614	80726	Vos_Q	20	80841	Loro_Q	80
80490	Vos_QJ	21	80611	Suelo	613	80727	Vos_Q	20	80842	Loro_Q	80
80491	Vos_QJ	21	80612	Suelo	613	80728	Vos_Q	20	80843	Loro_RJ	77
80546	Suelo	601	80613	Suelo	614	80729	Vos_Q	20	80844	Loro_RJ	77
80547	Suelo	601	80614	Suelo	615	80744	Epitax	61	80845	Loro_RJ	77
80548	Suelo	608	80615	Suelo	615	80745	Epitax	61	80846	Loro_RJ	77
80549	Suelo	608	80616	Suelo	615	80746	Epitax	61	80847	Loro_RJ	77
80550	Suelo	601	80617	Suelo	616	80747	Epitax	61	80848	Loro_RJ	77
80551	Suelo	601	80618	Portik_Q	498	80748	Epitax	62	80849	Loro_RJ	77
80552	Suelo	608	80619	Portik_Q	498	80749	Epitax	62	80850	Loro_RJ	77
80553	Suelo	608	80620	Portik_Q	498	80750	Epitax	62	80851	Loro_RJ	77
80554	Suelo	602	80621	Portik_Q	498	80751	Epitax	62	80852	Loro_RJ	77
80555	Suelo	602	80622	Portik_Q	498	80752	Epitax	63	80853	Loro_RJ	77
80556	Suelo	609	80623	Portik_Q	498	80753	Epitax	63	80854	Loro_RJ	77
80557	Suelo	609	80624	Portik_Q	498	80757	Epitax_J	64	80855	Loro_RJ	77
80558	Suelo	603	80625	Portik_Q	498	80758	Epitax_J	64	80856	Loro_RJ	77
80559	Suelo	603	80630	Epitax	61	80759	Epitax_J	64	80857	Loro_RJ	77
80560	Suelo	603	80631	Epitax	61	80760	Epitax_J	64	80858	Loro_RJ	77
80561	Suelo	611	80632	Epitax	61	80787	Loro_R	75	80859	Loro_RJ	78
80562	Suelo	611	80633	Epitax	61	80788	Loro_R	75	80860	Loro_RJ	78
80563	Suelo	611	80634	Epitax	61	80789	Loro_R	75	80861	Loro_RJ	78
80564	Suelo	603	80635	Epitax	61	80790	Loro_R	75	80862	Loro_RJ	78
80565	Suelo	603	80636	Epitax	61	80791	Loro_R	75	80863	Loro_RJ	78
80566	Suelo	603	80637	Epitax	61	80792	Loro_R	75	80864	Loro_RJ	78
80567	Suelo	611	80638	Epitax	62	80793	Loro_R	75	80865	Loro_RJ	78
80568	Suelo	611	80639	Epitax	62	80794	Loro_R	75	80866	Loro_RJ	78
80569	Suelo	611	80640	Epitax	62	80795	Loro_R	75	80867	Loro_RJ	78
80570	Suelo	603	80641	Epitax	62	80796	Loro_R	75	80868	Loro_RJ	78
80571	Suelo	603	80642	Epitax_J	64	80797	Loro_R	75	80869	Loro_RJ	78
80572	Suelo	603	80643	Epitax_J	64	80798	Loro_R	75	80870	Loro_RJ	78
80573	Suelo	611	80644	Epitax_J	64	80799	Loro_R	75	80871	Loro_RJ	78
80574	Suelo	611	80645	Epitax_J	64	80800	Loro_R	75	80872	Loro_RJ	78
80575	Suelo	611	80646	Epitax_J	64	80801	Loro_R	75	80873	Loro_RJ	78
80576	Suelo	604	80647	Epitax_J	64	80802	Loro_R	75	80874	Loro_RJ	78
80577	Suelo	612	80648	Epitax_J	64	80803	Loro_R	76	80883	Loro_QJ	81
80578	Suelo	604	80649	Epitax_J	64	80804	Loro_R	76	80884	Loro_QJ	81
80579	Suelo	612	80658	Loro_Q	80	80805	Loro_R	76	80885	Loro_QJ	81
80580	Suelo	604	80659	Loro_Q	80	80806	Loro_R	76	80886	Loro_QJ	81
80581	Suelo	612	80660	Loro_Q	80	80807	Loro_R	76	80887	Loro_QJ	81
80582	Orma	575	80661	Loro_Q	80	80808	Loro_R	76	80888	Loro_QJ	81
80583	Orma	575	80670	Loro_R	76	80809	Loro_R	76	80889	Loro_QJ	81
80584	Orma	575	80671	Loro_R	76	80810	Loro_R	76	80890	Loro_QJ	81
80585	Orma	575	80672	Loro_R	76	80819	Loro_Q	79	80891	Loro_QJ	81
80586	Orma	575	80673	Loro_R	76	80820	Loro_Q	79	80892	Loro_QJ	81
80587	Orma	575	80688	Loro_Q	80	80821	Loro_Q	79	80893	Loro_QJ	81
80588	Orma	577	80689	Loro_Q	80	80822	Loro_Q	79	80894	Loro_QJ	81
80589	Orma	577	80690	Loro_Q	80	80823	Loro_Q	79	80895	Loro_QJ	81
80590	Orma	577	80691	Loro_Q	80	80824	Loro_Q	79	80896	Loro_QJ	81
80591	Epitax	62	80702	Loro_R	76	80825	Loro_Q	79	80897	Loro_QJ	81
80592	Epitax	62	80703	Loro_R	76	80826	Loro_Q	79	80898	Loro_QJ	81
80593	Shaker	832	80704	Loro_R	76	80827	Loro_Q	79	80899	Loro_QJ	82
80594	Shaker	832	80705	Loro_R	76	80828	Loro_Q	79	80900	Loro_QJ	82
80595	Epitax	62	80706	Loro_RJ	77	80829	Loro_Q	79	80901	Loro_QJ	82
80596	Epitax	62	80707	Loro_RJ	77	80830	Loro_Q	79	80902	Loro_QJ	82
80597	Shaker	832	80708	Loro_RJ	77	80831	Loro_Q	79	80903	Loro_QJ	82
80598	Shaker	832	80709	Loro_RJ	77	80832	Loro_Q	79	80904	Loro_QJ	82
80599	Epitax	63	80710	Loro_RJ	77	80833	Loro_Q	79	80905	Loro_QJ	82
80600	Epitax	63	80711	Loro_RJ	77	80834	Loro_Q	79	80906	Loro_QJ	82
80603	Epitax	63	80712	Loro_RJ	77	80835	Loro_Q	80	80981	Track system	205
80604	Epitax	63	80713	Loro_RJ	77	80836	Loro_Q	80	80982	Track system	205

CODE	Product	Page	CODE	Product	Page	CODE	Product	Page	CODE	Product	Page
80983	Track system	205	81046	Track system	205	81110	Suelo	614	81214	Orma_L	578
80984	Track system	205	81047	Track system	205	81111	Suelo	614	81215	Orma_L	580
80985	Track system	205	81048	Track system	205	81114	Vos_RJ	15	81216	Orma_L	580
80986	Track system	205	81049	Track system	205	81115	Vos_RJ	15	81217	Orma_FL	582
80987	Track system	205	81050	Track system	205	81118	Vos_RJ	15	81218	Orma_FL	582
80988	Track system	205	81051	Track system	205	81119	Vos_RJ	15	81219	Orma_FL	584
80989	Track system	205	81052	Track system	205	81122	Vos_RJ	15	81220	Orma_FL	584
80990	Track system	205	81053	Track system	205	81123	Vos_RJ	15	81221	Orma_FL	586
80991	Track system	205	81054	Track system	205	81126	Vos_RJ	15	81222	Orma_FL	586
80992	Track system	205	81055	Track system	205	81127	Vos_RJ	15	81223	Orma_C	491
80993	Track system	205	81056	Track system	205	81160	Periskop	826	81224	Orma_C	491
80994	Track system	205	81057	Track system	205	81161	Periskop	826	81225	Orma_C	491
80995	Track system	205	81058	Track system	205	81162	Periskop	826	81226	Orma_C	491
80996	Track system	205	81059	Track system	205	81163	Periskop	826	81227	Orma_C	491
80996	Track system	205	81060	Track system	205	81164	Periskop	827	81228	Orma_C	491
80997	Track system	205	81061	Track system	205	81165	Periskop	827	81229	Orma_C	493
80998	Track System	205	81062	Track system	205	81166	Periskop	827	81230	Orma_C	493
80999	Track system	205	81063	Track system	205	81167	Periskop	827	81231	Orma_C	493
81000	Track system	205	81064	Track system	205	81168	Periskop	829	81232	Orma_C	493
81001	Track system	205	81065	Track system	205	81169	Periskop	829	81233	Orma_C	493
81002	Track system	205	81066	Track system	205	81170	Periskop	829	81234	Orma_C	493
81003	Track system	205	81067	Track system	205	81171	Periskop	829	81235	Orma_C	494
81004	Track system	205	81068	Track system	205	81172	Orma	577	81236	Orma_C	494
81005	Track system	206	81069	Track system	206	81173	Orma	577	81237	Orma_C	494
81006	Track system	206	81070	Track system	206	81174	Orma	577	81238	Orma_C	494
81007	Track system	206	81071	Track system	206	81175	Orma	579	81239	Orma_C	494
81008	Track system	206	81072	Track system	206	81176	Orma	579	81240	Orma_CJ	494
81009	Track system	206	81073	Track system	206	81177	Orma	579	81241	Orma_CJ	492
81010	Track system	206	81074	Track system	206	81178	Orma	579	81242	Orma_CJ	492
81011	Track system	206	81075	Track system	206	81179	Orma	579	81243	Orma_CJ	493
81012	Track system	206	81076	Track system	206	81180	Orma	579	81244	Orma_CJ	493
81013	Track system	206	81077	Track system	206	81181	Orma_F	581	81245	Orma_CJ	494
81014	Track system	206	81078	Track system	206	81182	Orma_F	581	81246	Orma_CJ	494
81015	Track system	206	81079	Track system	206	81183	Orma_F	581	81247	Ice-cut	379
81016	Track system	206	81080	Track system	206	81184	Orma_F	581	81248	Ice-cut	379
81017	Track system	206	81081	Track system	206	81185	Orma_F	581	81249	Ice-cut	379
81018	Track system	206	81082	Track system	206	81186	Orma_F	581	81250	Ice-cut	379
81019	Track system	206	81083	Track system	206	81187	Orma_F	583	81251	Ice-cut	379
81020	Track system	206	81084	Track system	206	81188	Orma_F	583	81252	Ice-cut	379
81021	Track system	206	81085	Track system	206	81189	Orma_F	583	81253	Ice-cut	379
81022	Track system	206	81086	Track system	206	81190	Orma_F	583	81254	Ice-cut	379
81023	Track system	206	81087	Track system	206	81191	Orma_F	583	81255	Ice-cut	720
81024	Track system	206	81088	Track system	206	81192	Orma_F	583	81256	Ice-cut	720
81025	Track system	206	81089	Suelo	597	81193	Orma_F	585	81257	Ice-cut	720
81026	Track system	206	81090	Suelo	597	81194	Orma_F	585	81258	Warp_RJ	48
81027	Track system	206	81091	Track system	206	81195	Orma_F	585	81259	Warp_RJ	48
81028	Track system	206	81092	Track system	206	81196	Orma_F	585	81260	Warp_RJ	48
81029	Track system	206	81093	Track system	206	81197	Orma_F	585	81261	Warp_RJ	48
81030	Track system	206	81094	Track system	206	81198	Orma_F	585	81262	Warp_RJ	48
81031	Track system	206	81095	Track system	206	81199	Orma_J	576	81263	Warp_RJ	48
81032	Track system	206	81096	Track system	206	81200	Orma_J	576	81264	Warp_RJ	48
81033	Track system	205	81097	Bond_PRO	678	81201	Orma_J	578	81265	Warp_RJ	48
81034	Track system	205	81098	Bond_PRO	678	81202	Orma_J	578	81266	Vos_RJ	15
81035	Track system	205	81099	Bond_PRO	678	81203	Orma_J	580	81267	Vos_RJ	15
81036	Track system	205	81100	Bond_PRO	678	81204	Orma_J	580	81268	Vos_RJ	15
81037	Track system	205	81101	Bond_PRO	678	81205	Orma_FJ	582	81269	Vos_RJ	15
81038	Track system	205	81102	Bond_PRO	678	81206	Orma_FJ	582	81270	Vos_QJ	21
81039	Track system	205	81103	Bond_PRO	678	81207	Orma_FJ	584	81271	Vos_QJ	21
81040	Track system	205	81104	Bond_PRO	678	81208	Orma_FJ	584	81272	Vos_QJ	21
81041	Track system	205	81105	Bond_PRO	678	81209	Orma_FJ	586	81273	Vos_QJ	21
81042	Track system	205	81106	Bond_PRO	678	81210	Orma_FJ	586	81274	Vos_RJ	15
81043	Track system	205	81107	Bond_PRO	678	81211	Orma_L	576	81275	Vos_RJ	15
81044	Track system	205	81108	Bond_PRO	678	81212	Orma_L	576	81276	Vos_RJ	15
81045	Track system	205	81109	Suelo	613	81213	Orma_L	578	81277	Vos_RJ	15

codes index

CODE	Product	Page	CODE	Product	Page	CODE	Product	Page	CODE	Product	Page
81278	Vos_QJ	21	81356	Cicada	516	81427	Accessories	327	81494	Periskop	826
81279	Vos_QJ	21	81357	Cicada	516	81428	Ink system	324	81495	Periskop	826
81280	Vos_QJ	21	81358	Cicada	516	81429	Ink system	324	81496	Periskop	826
81281	Vos_QJ	21	81359	Giotto_R	70	81430	Ink system	329	81497	Periskop	827
81282	Vos_RJ	16	81360	Giotto_R	70	81431	Creelk Iris	221	81498	Periskop	827
81283	Vos_RJ	16	81361	Giotto_R	70	81432	Creelk Iris	221	81499	Periskop	827
81285	Vos_RJ	16	81362	Giotto_R	70	81433	Creelk Iris	221	81500	Periskop	827
81286	Vos_QJ	22	81363	Giotto_R	70	81434	Creelk Iris	221	81501	Gardener	840
81287	Vos_QJ	22	81364	Giotto_R	70	81437	Creel_Optus	219	81502	Gardener	840
81288	Vos_QJ	22	81365	Giotto_R	70	81438	Creel_Optus	219	81503	Gardener	840
81289	Vos_QJ	22	81366	Giotto_R	70	81439	Creel_Optus	219	81504	Gardener	840
81290	Envelope	540	81367	Periskop	829	81440	Creel_Optus	219	81505	Gardener	840
81291	Envelope	540	81368	Periskop	829	81441	Creel_Optus	220	81506	Gardener	840
81292	Envelope	540	81369	Periskop	829	81442	Creel_Optus	220	81507	Gardener	840
81293	Envelope	540	81370	Periskop	829	81443	Creel_Optus	220	81508	Gardener	840
81294	Envelope	540	81371	Portik_R	497	81444	Creel_Optus	220	81509	Envelope	540
81295	Envelope	540	81372	Portik_R	497	81445	Creelk Iris	222	81510	Envelope	540
81296	Optiwall	534	81373	Portik_R	497	81446	Creelk Iris	222	81511	Envelope	540
81297	Optiwall	534	81374	Portik_R	497	81447	Archiline	795	81512	Envelope	540
81298	Optiwall	534	81375	Portik_Q	498	81448	Archiline	795	81513	Archiline	791
81299	Optiwall	534	81376	Portik_Q	498	81449	Archiline	795	81514	Epitax	62
81300	Optiwall	534	81377	Portik_Q	498	81450	Archiline	796	81515	Epitax	62
81301	Optiwall	534	81378	Portik_Q	498	81451	Archiline	796	81516	Epitax	63
81302	Optiwall	534	81379	Zed66_Y	554	81452	Archiline	796	81517	Epitax	63
81303	Optiwall	534	81380	Zed66_Y	554	81453	Xenia	757	81518	Play_Quantum	159
81304	Optiwall	534	81381	Ink system	323	81454	Xenia	757	81519	Play_Quantum	159
81305	Optiwall	534	81382	Ink system	323	81455	Xenia	757	81520	Play_Quantum	159
81306	Optiwall	534	81383	Ink system	323	81456	Xenia	757	81521	Play_Quantum	159
81307	Optiwall	534	81384	Ink system	323	81457	Xenia	758	81522	Play_S	160
81308	Gardener	839	81385	Ink system	323	81458	Xenia	758	81526	Play_Navata	159
81309	Gardener	839	81386	Ink system	323	81459	Xenia	758	81527	Play_Navata	159
81310	Gardener	839	81387	Ink system	323	81460	Xenia	758	81528	Play_Navata	159
81311	Gardener	839	81388	Ink system	323	81461	Xenia	759	81529	Play_Navata	159
81312	Gardener	839	81389	Ink system	323	81462	Xenia	759	81530	Play_Navata	159
81313	Gardener	839	81390	Ink system	323	81463	Xenia	759	81531	Play_Navata	159
81314	Gardener	839	81395	Ink system	323	81464	Xenia	759	81532	Play_Navata	159
81315	Gardener	839	81396	Ink system	323	81465	Xenia	761	81533	Play_Navata	159
81320	Vos_RJ	16	81397	Ink system	324	81466	Xenia	761	81534	Play_P	160
81321	Orma	577	81398	Ink system	324	81467	Xenia	761	81535	Play_P	160
81322	Orma_F	583	81400	Ink system	324	81468	Xenia	761	81536	Play_P	160
81323	Step	408	81401	Ink system	324	81469	Beret	569	81537	Play_P	160
81324	Step	408	81402	Ink system	324	81470	Beret	569	81538	Play_Giotto	160
81325	Step	408	81403	Ink system	324	81471	Beret	569	81539	Play_Giotto	160
81326	Step	408	81404	Ink system	324	81473	Clivo	844	81540	Play_Giotto	160
81327	Step	408	81405	Ink system	324	81474	Clivo	844	81541	Play_Giotto	160
81328	Paseo	731	81406	Ink system	324	81475	Suelo	618	81542	Periskop	830
81329	Paseo	731	81407	Ink system	324	81476	Suelo	618	81543	Periskop	830
81330	Paseo	731	81408	Ink system	324	81477	Giotto_P	70	81544	Periskop	830
81331	Paseo	732	81409	Ink system	324	81478	Giotto_P	70	81545	Periskop	830
81332	Paseo	732	81410	Ink system	324	81479	Giotto_P	70	81546	Periskop	830
81333	Paseo	732	81411	Ink system	324	81480	Giotto_P	70	81547	Periskop	830
81334	Paseo	734	81413	Ink system	327	81481	Warp_R	41	81548	Periskop	830
81335	Paseo	734	81414	Ink system	327	81482	Warp_R	41	81549	Periskop	830
81336	Paseo	734	81416	Ink system	327	81483	Archiline_Twin	860	81550	Play_Quantum	159
81337	Paseo_PIXEL	882	81417	Ink system	327	81484	Archiline_Twin	860	81551	Play_Quantum	159
81338	Paseo_PIXEL	882	81418	Ink system	328	81485	Warp_R	43	81552	Play_Quantum	159
81339	Envelope	539	81419	Ink system	328	81486	Warp_R	43	81553	Play_Quantum	159
81341	Envelope	539	81420	Ink system	328	81487	Warp_R	43	81554	Thin66	725
81342	Envelope	539	81421	Ink system	328	81488	Warp_R	43	81555	Thin66	725
81343	Envelope	540	81422	Ink system	329	81489	Warp_R	43	81556	Thin66	725
81344	Envelope	540	81423	Ink system	329	81490	Warp_R	43	81557	Thin66	725
81351	Cob40_R	94	81424	Ink system	327	81491	Warp_R	43	81558	Thin66	726
81352	Cob40_R	94	81425	Ink system	329	81492	Warp_R	43	81559	Thin66	726
81355	Cicada	516	81426	Ink system	329	81493	Periskop	826	81560	Thin66	726

CODE	Product	Page	CODE	Product	Page	CODE	Product	Page	CODE	Product	Page
81561	Thin66	726	81637	Pound	174	81710	Xenia	753	81789	Periskop	825
81562	Thin66	725	81638	Pound	174	81711	Xenia	753	81790	Periskop	825
81563	Thin66	725	81639	Pound	174	81713	Xenia	754	81791	Periskop	825
81564	Thin66	725	81640	Pound	174	81714	Xenia	754	81808	Pound_DALI	175
81565	Thin66	725	81641	Pound	174	81715	Xenia	754	81809	Pound_DALI	175
81566	Thin66	726	81642	Pound	174	81716	Xenia	754	81810	Pound_DALI	175
81567	Thin66	726	81643	Optus_T	191	81717	Suelo	601	81811	Pound_DALI	175
81568	Thin66	726	81644	Optus_T	191	81718	Suelo	608	81812	Pound_DALI	175
81569	Thin66	726	81645	Optus_T	191	81719	Suelo	613	81813	Pound_DALI	175
81574	Vedette_Q	514	81646	Optus_T	191	81720	Iris67	848	81814	Optus_T	194
81575	Vedette_Q	514	81647	Optus_T	191	81721	Iris67	848	81815	Optus_T	194
81576	Vedette_Q	514	81648	Optus_T	191	81722	Iris67	848	81816	Optus_T	194
81577	Vedette_Q	514	81649	Optus_T	191	81723	Iris67	848	81817	Optus_T	194
81578	Vedette_Q	514	81650	Optus_T	191	81724	Iris67	848	81818	Optus_T	194
81579	Vedette_Q	514	81651	Optus_T	191	81725	Iris67	848	81819	Optus_T	194
81580	Vedette_Q	514	81652	Optus_T	191	81726	Iris67	848	81820	Creek_Pound	219
81581	Vedette_Q	514	81653	Optus_T	191	81727	Iris67	848	81821	Creek_Pound	219
81590	Archiline	777	81654	Optus_T	191	81728	Iris67	848	81822	Creek_Pound	219
81591	Archiline	771	81655	Optus_T	192	81729	Iris67	848	81823	Creek_Pound	219
81592	Archiline	771	81656	Optus_T	192	81730	Iris67	848	81824	Creel_Optus	219
81593	Archiline	771	81657	Optus_T	192	81731	Iris67	848	81825	Creel_Optus	219
81594	Archiline	772	81658	Optus_T	192	81732	Suelo	615	81826	Creel_Optus	220
81595	Archiline	772	81659	Optus_T	192	81733	Suelo	615	81827	Creel_Optus	220
81596	Archiline	772	81660	Optus_T	192	81734	Suelo	615	81838	Guardian	482
81597	Archiline	781	81661	Optus_EX	155	81735	Suelo	616	81839	Guardian	482
81598	Archiline	781	81662	Optus_EX	155	81736	Alcor	642	81840	Guardian_J	482
81599	Archiline	781	81663	Optus_EX	155	81737	Suelo	615	81841	Guardian	483
81600	Archiline	782	81664	Optus_EX	155	81738	Astropek	648	81842	Guardian	483
81601	Archiline	782	81665	Optus_EX	155	81739	Astropek	648	81844	Guardian	483
81602	Archiline	782	81666	Optus_EX	155	81740	Suelo	613	81845	Guardian	483
81603	Archiline	777	81667	Optus_EX	156	81741	Suelo	613	81846	Guardian	483
81604	Archiline	777	81668	Optus_EX	156	81742	Suelo	614	81848	Guardian	483
81605	Archiline	777	81669	Optus_EX	156	81743	Suelo	614	81849	Guardian_J	484
81606	Archiline	777	81670	Optus_EX	156	81744	Suelo	613	81850	Guardian_J	484
81607	Archiline	778	81671	Optus_EX	156	81745	Suelo	613	81851	Portik_R	497
81608	Archiline	778	81672	Optus_EX	156	81746	Suelo	615	81852	Portik_R	497
81609	Archiline	778	81673	Archiline	785	81747	Suelo	615	81853	Portik_R	497
81610	Archiline	791	81674	Archiline	785	81748	Suelo	615	81854	Portik_R	497
81611	Archiline	791	81675	Archiline	786	81749	Suelo	615	81855	Portik_R	497
81612	Archiline	791	81676	Archiline	786	81750	Alcor	642	81856	Portik_R	497
81613	Archiline	791	81677	Archiline	785	81751	Alcor	642	81857	Portik_R	497
81614	Archiline	791	81678	Archiline	785	81752	Pound_DALI	175	81858	Portik_R	497
81615	Archiline	792	81679	Archiline	786	81753	Pound_DALI	175	81859	Pound	174
81616	Archiline	792	81680	Archiline	786	81754	Pound_DALI	175	81860	Pound	174
81617	Archiline	792	81682	Xenia	761	81755	Pound_DALI	175	81861	Pound	174
81618	Archiline	792	81683	Xenia	761	81756	Pound_DALI	175	81862	Pound	174
81619	Suelo	617	81684	Xenia	761	81757	Pound_DALI	175	81863	Pound	174
81620	Suelo	617	81685	Xenia	761	81758	Optus_T	193	81864	Pound	174
81621	Xenia	757	81687	Xenia	762	81759	Optus_T	193	81867	Guardian	485
81622	Xenia	758	81688	Xenia	762	81760	Optus_T	193	81868	Guardian	485
81623	Xenia	759	81689	Xenia	762	81761	Optus_T	193	81870	Guardian	485
81624	Xenia	761	81690	Xenia	762	81762	Optus_T	193	81871	Guardian	485
81625	Pound	173	81691	Footpad	644	81763	Optus_T	193	81872	Guardian	485
81626	Pound	173	81692	Orma Focus	587	81764	Optus_T	193	81874	Guardian	485
81627	Pound	173	81693	Orma_F Focus	587	81765	Optus_T	193	81875	Guardian_J	486
81628	Pound	173	81695	Xenia	748	81766	Optus_T	193	81876	Guardian_J	486
81629	Pound	173	81696	Xenia	747	81767	Optus_T	193	81877	Portik_R	497
81630	Pound	173	81702	Xenia	753	81768	Optus_T	193	81878	Portik_R	497
81631	Pound	173	81703	Xenia	753	81769	Optus_T	193	81879	Portik_R	497
81632	Pound	173	81704	Xenia	753	81784	Periskop	830	81880	Portik_R	497
81633	Pound	173	81705	Xenia	753	81785	Periskop	830	81881	Portik_Q	498
81634	Pound	173	81706	Xenia	753	81786	Periskop	830	81882	Portik_Q	498
81635	Pound	173	81708	Xenia	753	81787	Periskop	830	81883	Portik_Q	498
81636	Pound	173	81709	Xenia	753	81788	Periskop	825	81884	Portik_Q	498

codes index

CODE	Product	Page	CODE	Product	Page	CODE	Product	Page	CODE	Product	Page
81885	Portik_R	497	84349	Outer-casing	1009	85005	Aspho_Q	425	86789	Astropek	647
81886	Portik_R	497	84626	Elettronica	989	85013	Aspho_R	423	86881	Nitum_R	429
81887	Portik_R	497	84627	Elettronica	989	85014	Aspho_R	423	86882	Nitum_Q	430
81888	Portik_R	497	84647	Elettronica	970	85016	Aspho_Q	425	86883	Nitum_R	429
81889	Portik_Q	498	84647	Elettronica	977	85017	Aspho_Q	425	86884	Nitum_Q	430
81890	Portik_Q	498	84647	Elettronica	986	85025	Aspho_R	423	87004	Astropek	648
81891	Portik_Q	498	84648	Elettronica	970	85026	Aspho_R	423	87005	Astropek	648
81892	Portik_Q	498	84648	Elettronica	977	85028	Aspho_Q	425	87059	Calypto_1	444
81893	Guardian	482	84648	Elettronica	987	85029	Aspho_Q	425	87060	Calypto_1	444
81894	Guardian	482	84700	Elettronica	970	85043	Nitum_R	429	87067	Calypto_2	444
81895	Guardian_J	482	84700	Elettronica	977	85044	Nitum_R	429	87068	Calypto_2	444
81896	Guardian	483	84700	Elettronica	985	85045	Nitum_Q	430	87128	Sken_2Q	460
81897	Guardian	483	84700	Elettronica	986	85046	Nitum_Q	430	87130	Sken_2Q	460
81899	Guardian	483	84701	Elettronica	987	85059	Nitum_R	429	87144	Sken_2R	460
81900	Guardian	483	84753	Elettronica	989	85060	Nitum_R	429	87146	Sken_2R	460
81901	Guardian	483	84787	Elettronica	988	85061	Nitum_Q	430	87214	Aspho_R	424
81903	Guardian	483	84829	Elettronica	979	85062	Nitum_Q	430	87215	Aspho_R	424
81904	Guardian_J	484	84840	connettore	977	85335	Bibok	420	87323	Elin	438
81905	Guardian_J	484	84841	Elettronica	977	85542	Quara	549	87324	Beriel	437
81906	Guardian	485	84865	Cavi	1007	85543	Quara	549	87325	Beriel	437
81907	Guardian	485	84865	cavo DMX	977	85575	Bibok	420	87330	Gude	440
81909	Guardian	485	84865	cavo	985	85614	Zed_Y	410	87332	Gude	440
81910	Guardian	485	84869	Cavi	1007	85615	Zed_Y	410	87335	Gude	440
81911	Guardian	485	84870	Cavi	1007	85947	Aspho_R	423	87337	Elin	438
81913	Guardian	485	84871	Cavi	1007	85948	Aspho_R	423	87340	Elin	438
81914	Guardian_J	486	84871	cavo e connettore	977	85950	Aspho_Q	425	87350	Ture	439
81915	Guardian_J	486	84885	Cavi	1007	85951	Aspho_Q	425	87353	Ture	439
81916	Guardian	482	84885	cavo e connettore	977	85959	Aspho_R	423	87356	Ture	439
81917	Guardian	482	84890	Accessories	842	85960	Aspho_R	423	87600	Alcor	640
81918	Guardian_J	482	84893	Cavi	1006	85962	Aspho_Q	425	87601	Alcor	640
81919	Guardian	483	84894	Cavi	1006	85963	Aspho_Q	425	87602	Alcor	640
81920	Guardian	483	84895	Cavi	1007	85976	Bibok	420	87603	Alcor	640
81922	Guardian	483	84901	Outer-casing	1009	85979	Bibok	420	87604	Alcor	640
81923	Guardian	483	84902	Outer-casing	1009	86096	Dans	635	87605	Alcor	640
81924	Guardian	483	84906	Outer-casing	622	86097	Dans	636	87988	Quara	549
81926	Guardian	483	84907	Outer-casing	1009	86100	Dans	635	87989	Quara	550
81927	Guardian_J	484	84915	Outer-casing	1009	86101	Dans	636	88417	Aspho_R	423
81928	Guardian_J	484	84916	Outer-casing	1009	86104	Dans	635	88418	Aspho_R	423
81929	Guardian	485	84917	Outer-casing	1009	86105	Dans	636	88421	Nitum_R	429
81930	Guardian	485	84918	Outer-casing	1009	86402	Quara_Q	400	88422	Nitum_Q	430
81932	Guardian	485	84928	Outer-casing	621	86407	Picrol	432	88423	Nitum_R	429
81933	Guardian	485	84932	Outer-casing	613	86408	Picrol	432	88424	Nitum_Q	430
81934	Guardian	485	84933	Outer-casing	613	86460	Quara	549	88568	Nitum_R	429
81936	Guardian	485	84935	Outer-casing	1009	86562	Quara	550	88569	Nitum_Q	430
81937	Guardian_J	486	84936	Outer-casing	1009	86563	Quara	550	89045	Accessories	747
81938	Guardian_J	486	84937	Outer-casing	911	86564	Quara_R	400	89046	Accessories	747
81939	Xenia	760	84938	Outer-casing	911	86612	Nitum_R	429	89047	Accessories	747
81940	Xenia	760	84939	Outer-casing	912	86613	Nitum_R	429	89119	Led strips	947
81941	Xenia	763	84942	Outer-casing	911	86614	Nitum_Q	430	89119	Cables	947
81942	Xenia	763	84943	Outer-casing	911	86615	Nitum_Q	430	89120	Led strips	948
81943	Fasim_2	622	84944	Outer-casing	912	86674	Nitum_R	429	89121	Led strips	947
81944	Fasim_2	622	84945	Outer-casing	911	86675	Nitum_Q	430	89122	Led strips	948
81945	Narcissus	842	84952	Outer-casing	412	86679	Ilamt	394	89123	Led strips	947
81946	Prolamp	857	84954	Outer-casing	1010	86707	Aspho_R	424	89124	Cables	948
81947	Prolamp	857	84955	Outer-casing	1010	86708	Aspho_R	424	89125	Led strips	947
81948	Prolamp	857	84956	Outer-casing	1010	86717	Vissa_R	412	89126	Cables	948
81949	Prolamp	858	84979	Elettronica	977	86718	Vissa_R	412	89144	Elettronica	966
81950	Prolamp	858	84990	Outer-casing	911	86719	Vissa_Q	412	89145	Elettronica	966
81951	Prolamp	858	84992	Elettronica	1010	86720	Vissa_Q	412	89146	Elettronica	966
84335	Outer-casing	1009	84994	Cavi	1007	86730	Aspho_R	424	89147	Elettronica	966
84336	Outer-casing	1009	84995	Outer-casing	1009	86731	Aspho_R	424	89148	Elettronica	966
84337	Outer-casing	1010	85001	Aspho_R	423	86765	Astropek	648	89149	Elettronica	966
84338	Outer-casing	1009	85002	Aspho_R	423	86787	Astropek	647	89150	Elettronica	966
84341	Outer-casing	1009	85004	Aspho_Q	425	86788	Astropek	647	89151	Elettronica	966

CODE	Product	Page	CODE	Product	Page	CODE	Product	Page	CODE	Product	Page
89175	Elettronica	978	90439	Vos_Q	19	90567	Quantum_J	31	90671	Vos_R	13
89176	Elettronica	978	90440	Vos_R	13	90568	Quantum_J	31	90672	Vos_Q	19
89177	Elettronica	978	90441	Vos_R	13	90569	Quantum_J	31	90673	Vos_Q	19
89179	Elettronica	980	90458	Archiline	795	90570	Quantum_J	32	90674	Vos_R	13
89186	Cavi	1005	90459	Archiline	796	90571	Quantum_J	32	90675	Vos_R	13
89187	Cavi	1005	90460	Archiline	795	90572	Quantum_J	32	90676	Vos_Q	19
89188	Cavi	1003	90461	Archiline	795	90573	Quantum_J	32	90677	Vos_Q	19
89189	Cavi	1005	90462	Archiline	796	90574	Quantum_J	33	90678	Vos_Q	19
89190	Cavi	1003	90463	Archiline	796	90575	Quantum_J	33	90679	Vos_Q	19
89223	Accessories	937	90495	Tee	455	90609	Quantum_R	30	90680	Vos_R	13
89223	Accessories	946	90496	Tee	455	90610	Quantum_R	30	90681	Vos_R	13
89339	Elettronica	977	90497	Tee	455	90612	Warp_R	42	90682	Vos_R	13
89359	Elettronica	980	90498	Tee	455	90613	Warp_R	42	90683	Vos_R	13
89361	Cavi	1003	90499	Tee	455	90620	Vos_Q	17	90684	Vos_Q	20
89362	Cavi	1003	90500	Tee	455	90621	Vos_Q	17	90685	Vos_Q	20
89365	Cavi	1008	90501	Tee	455	90622	Vos_R	11	90686	Vos_Q	20
89371	Accessories	832	90502	Tee	455	90623	Vos_R	11	90687	Vos_Q	20
89373	Outer-casing	86	90503	Tee	455	90624	Vos_Q	17	90688	Vos_R	14
89374	Outer-casing	86	90504	Tee	455	90625	Vos_Q	17	90689	Vos_RJ	14
89408	Elettronica	979	90505	Tee	455	90626	Vos_R	11	90690	Vos_R	14
89419	Elettronica	967	90506	Tee	455	90627	Vos_R	11	90691	Vos_R	14
89420	Elettronica	967	90507	Tee	455	90628	Vos_Q	17	90720	Warp_R	39
89421	Elettronica	967	90508	Tee	455	90629	Vos_Q	17	90721	Warp_R	39
89422	Elettronica	967	90509	Tee	455	90630	Vos_Q	17	90722	Warp_R	39
89423	Elettronica	967	90510	Tee	455	90631	Vos_Q	17	90723	Warp_R	39
89487	Elettronica	979	90511	Tee	455	90632	Vos_R	11	90724	Warp_Q	49
89488	Elettronica	980	90512	Tee	455	90633	Vos_R	11	90725	Warp_Q	49
89548	Accessories	1010	90513	Tee	455	90634	Vos_R	11	90726	Warp_Q	49
89564	Elettronica	997	90514	Tee	455	90635	Vos_R	11	90727	Warp_Q	49
89629	Accessories	803	90515	Tee	455	90636	Vos_Q	18	90728	Warp_Q	49
89629	cables	948	90516	Tee	455	90637	Vos_Q	18	90729	Warp_Q	49
89630	Led strips	948	90517	Tee	455	90638	Vos_R	12	90730	Warp_Q	49
90400	Clivo	844	90518	Tee	455	90639	Vos_R	12	90731	Warp_Q	49
90401	Clivo	844	90519	Periskop	825	90640	Vos_Q	18	90732	Warp_Q	49
90402	Clivo	844	90520	Periskop	825	90641	Vos_Q	18	90733	Warp_Q	49
90403	Clivo	844	90521	Periskop	825	90642	Vos_Q	18	90734	Warp_Q	49
90404	Clivo	844	90522	Periskop	825	90643	Vos_Q	18	90735	Warp_Q	49
90406	Vos_Q	17	90523	Archicove	376	90644	Vos_R	12	90736	Warp_Q	49
90407	Vos_Q	17	90524	Archicove	376	90645	Vos_R	12	90737	Warp_Q	49
90408	Vos_R	11	90542	Warp_R	39	90646	Vos_R	12	90738	Warp_Q	49
90409	Vos_R	11	90543	Warp_R	39	90647	Vos_R	12	90739	Warp_Q	49
90410	Vos_Q	17	90544	Warp_R	39	90648	Vos_Q	18	90740	Warp_R	39
90411	Vos_Q	17	90545	Warp_R	39	90649	Vos_Q	18	90741	Warp_R	39
90412	Vos_R	11	90546	Warp_R	39	90650	Vos_R	12	90742	Warp_R	39
90413	Vos_R	11	90547	Warp_R	39	90651	Vos_R	12	90743	Warp_R	39
90414	Vos_Q	18	90548	Warp_R	40	90652	Vos_Q	18	90744	Warp_R	39
90415	Vos_Q	18	90549	Warp_R	40	90653	Vos_Q	18	90745	Warp_R	39
90416	Vos_R	12	90550	Warp_R	40	90654	Vos_Q	18	90746	LV44_RD	116
90417	Vos_R	12	90551	Warp_R	40	90655	Vos_Q	18	90747	LV44_RD	116
90418	Vos_Q	18	90552	Warp_R	41	90656	Vos_R	12	90748	Warp_R	40
90419	Vos_Q	18	90553	Warp_R	41	90657	Vos_R	12	90749	Warp_R	40
90420	Vos_R	12	90554	Quantum_R	27	90658	Vos_R	12	90750	Warp_R	40
90421	Vos_R	12	90555	Quantum_R	27	90659	Vos_R	12	90751	Warp_R	40
90428	Vos_Q	19	90556	Quantum_R	27	90660	Vos_Q	19	90752	Warp_R	40
90429	Vos_Q	19	90557	Quantum_R	27	90661	Vos_Q	19	90753	Warp_R	40
90430	Vos_R	13	90558	Quantum_R	28	90662	Vos_R	13	90754	Warp_Q	50
90431	Vos_R	13	90559	Quantum_R	28	90663	Vos_R	13	90755	Warp_Q	50
90432	OptiFrame_R	249	90560	Quantum_R	28	90664	Vos_Q	19	90756	Warp_Q	50
90433	OptiFrame_R	249	90561	Quantum_R	28	90665	Vos_Q	19	90757	Warp_Q	50
90434	OptiFrame_R	249	90562	Quantum_R	29	90666	Vos_Q	19	90758	Warp_Q	50
90435	OptiFrame_C	249	90563	Quantum_R	29	90667	Vos_Q	19	90759	Warp_Q	50
90436	OptiFrame_C	249	90564	Quantum_R	29	90668	Vos_R	13	90760	Warp_Q	50
90437	OptiFrame_C	249	90565	Quantum_R	29	90669	Vos_R	13	90761	Warp_Q	50
90438	Vos_Q	19	90566	Quantum_J	31	90670	Vos_R	13	90762	Warp_R	40

codes index

CODE	Product	Page	CODE	Product	Page	CODE	Product	Page	CODE	Product	Page
90763	Warp_R	40	90835	Warp_RY	45	90908	Trunking system	369	91344	Aspho_R	423
90764	Warp_R	40	90836	Warp_QY	53	90909	Trunking system	369	91345	Aspho_Q	425
90765	Warp_R	40	90837	Warp_QY	53	90910	Trunking system	369	91346	Aspho_R	423
90766	Warp_R	40	90838	Warp_QY	53	90911	Trunking system	369	91347	Aspho_Q	425
90767	Warp_R	40	90839	Warp_QY	53	90912	Trunking system	369	91348	Bibok	420
90768	Warp_Q	50	90840	Warp_QY	53	90913	Trunking system	369	91349	Bibok	420
90769	Warp_Q	50	90841	Warp_QY	53	90914	Trunking system	369	91350	Bibok	420
90770	Warp_Q	50	90842	Warp_QY	53	90915	Trunking system	369	91352	Aspho_R	424
90771	Warp_Q	50	90843	Warp_QY	53	90916	Trunking system	369	91354	Aspho_R	424
90772	Warp_Q	50	90844	Warp_RY	46	90917	Trunking system	369	91362	Aspho_R	424
90773	Warp_Q	50	90845	Warp_RY	46	90918	Trunking system	369	91364	Picrol	432
90774	Warp_Q	50	90846	Warp_RY	46	90919	Trunking system	370	91365	Picrol	432
90775	Warp_Q	50	90847	Warp_RY	46	90920	Trunking system	370	91366	Bibok	420
90776	Warp_R	41	90848	Warp_RY	46	90921	Trunking system	370	91398	Cob20_RX	107
90777	Warp_R	41	90849	Warp_RY	46	90922	Trunking system	370	91402	Cob20_RX	107
90778	Warp_R	41	90850	Warp_RY	46	90923	Trunking system	370	91410	Cob20_RX	107
90779	Warp_R	41	90851	Warp_RY	46	90924	Trunking system	370	91414	Cob20_RX	107
90780	Warp_R	41	90852	Warp_QY	54	90925	Trunking system	370	91422	Dans	637
90781	Warp_R	41	90853	Warp_QY	54	90926	Trunking system	370	91423	Dans	637
90782	Warp_Q	51	90854	Warp_QY	54	90927	Trunking system	370	91424	Dans	637
90783	Warp_Q	51	90855	Warp_QY	54	90928	Trunking system	370	91425	Dans	638
90784	Warp_Q	51	90856	Warp_QY	54	90929	Trunking system	370	91426	Dans	638
90785	Warp_Q	51	90857	Warp_QY	54	90930	Trunking system	370	91427	Dans	638
90786	Warp_Q	51	90858	Warp_QY	54	90931	Trunking system	370	91596	Myia	872
90787	Warp_Q	51	90859	Warp_QY	54	90932	Trunking system	370	91597	Myia	872
90788	Warp_Q	51	90860	Warp_RY	46	90933	Trunking system	370	91598	Myia	872
90789	Warp_Q	51	90861	Warp_RY	46	90934	Trunking system	370	91599	Vedette_Q	513
90790	Warp_R	42	90862	Warp_RY	46	90935	Trunking system	370	91600	Vedette_Q	513
90791	Warp_R	42	90863	Warp_RY	46	90936	Trunking system	370	91601	Vedette_Q	513
90792	Warp_R	42	90864	Warp_RY	46	90943	Accessories	371	91602	Vedette_Q	513
90793	Warp_R	42	90865	Warp_RY	46	90944	Accessories	371	91749	Loro_R	75
90794	Warp_R	42	90866	Warp_RY	46	90945	Accessories	371	91750	Loro_R	75
90795	Warp_R	42	90867	Warp_RY	46	90946	Accessories	371	91751	Loro_R	75
90796	Warp_Q	51	90868	Warp_QY	54	90947	Accessories	371	91752	Loro_R	75
90797	Warp_Q	51	90869	Warp_QY	54	90950	Accessories	371	91753	Loro_Q	79
90798	Warp_Q	51	90870	Warp_QY	54	90951	Accessories	371	91754	Loro_Q	79
90799	Warp_Q	51	90871	Warp_QY	54	90952	Accessories	371	91755	Loro_Q	79
90800	Warp_Q	51	90872	Warp_QY	54	90953	Accessories	371	91756	Loro_Q	79
90801	Warp_Q	51	90873	Warp_QY	54	91200	Elin	438	91769	LV44_RD	115
90802	Warp_Q	51	90874	Warp_QY	54	91204	Loro_R	75	91776	LV44_RD	115
90803	Warp_Q	51	90875	Warp_QY	54	91205	Loro_R	75	91777	LV44_RD	115
90812	Warp_RY	45	90876	Warp_RY	47	91206	Loro_R	75	91778	LV44_RD	115
90813	Warp_RY	45	90877	Warp_RY	47	91207	Loro_R	75	91779	LV44_RD	115
90814	Warp_RY	45	90878	Warp_RY	47	91208	Loro_Q	79	91780	LV44_RD	115
90815	Warp_RY	45	90879	Warp_RY	47	91209	Loro_Q	79	91781	LV44_RD	116
90816	Warp_RY	45	90880	Warp_RY	47	91210	Loro_Q	79	91783	LV44_RD	116
90817	Warp_RY	45	90881	Warp_RY	47	91211	Loro_Q	79	91896	Anton_R	85
90818	Warp_RY	45	90882	Warp_RY	47	91214	Eyelet65	820	91926	Warp_R	42
90819	Warp_RY	45	90883	Warp_RY	47	91215	Eyelet65	820	91927	Warp_R	42
90820	Warp_QY	53	90884	Warp_QY	55	91216	Eyelet65	820	91981	Pixie	878
90821	Warp_QY	53	90885	Warp_QY	55	91217	Eyelet65	820	91987	Pixie	878
90822	Warp_QY	53	90886	Warp_QY	55	91219	Eyelet65	820	91990	Rada_RO	131
90823	Warp_QY	53	90887	Warp_QY	55	91220	Eyelet65	820	91992	Rada_R	129
90824	Warp_QY	53	90888	Warp_QY	55	91229	Illuminator	150	91994	Rada_RO	131
90825	Warp_QY	53	90889	Warp_QY	55	91230	Illuminator	150	91996	Rada_R	129
90826	Warp_QY	53	90890	Warp_QY	55	91328	Baton_R	287	91998	Rada_RO	131
90827	Warp_QY	53	90891	Warp_QY	55	91330	Baton_Q	288	92000	Rada_R	129
90828	Warp_RY	45	90894	Angular	184	91331	Shaker	832	92002	Rada_RO	131
90829	Warp_RY	45	90895	Angular	184	91338	Shaker	832	92004	Rada_R	130
90830	Warp_RY	45	90903	Trunking system	369	91339	Aspho_Q	425	92023	Archicove	375
90831	Warp_RY	45	90904	Trunking system	369	91340	Aspho_R	423	92025	Archicove	375
90832	Warp_RY	45	90905	Trunking system	369	91341	Aspho_Q	425	92038	Archiline	792
90833	Warp_RY	45	90906	Trunking system	369	91342	Shaker	832	92040	Archiline	792
90834	Warp_RY	45	90907	Trunking system	369	91343	Aspho_Q	425	92042	Archiline	792

CODE	Product	Page	CODE	Product	Page	CODE	Product	Page	CODE	Product	Page
92044	Archiline	792	92259	Picrol	432	93387	Pixar	835	93829	Xenia	747
92046	Archiline	782	92260	Sand_R	546	93388	Pixar	835	93832	Cob44_R	97
92047	Archiline	782	92262	Sand_Q	546	93389	Pixar	835	93833	Cob44_R	97
92048	Archiline	782	92285	Beriel	437	93399	Pixar	835	93834	Cob44_RJ	97
92049	Archiline	772	92316	Petit_R	397	93400	Pixar	835	93835	Cob44_RJ	97
92050	Archiline	772	92318	Petit_R	397	93401	Pixar	835	93836	Cob44_Q	98
92051	Archiline	772	92320	Petit_R	397	93407	Loro_RJ	77	93839	Cob44_Q	98
92052	Archiline	778	92322	Petit_R	397	93411	Loro_RJ	77	93840	Cob44_QJ	98
92054	Archiline	778	92324	Petit_Q	397	93413	Loro_RJ	77	93843	Cob44_QJ	98
92056	Archiline	778	92326	Petit_Q	397	93418	Loro_RJ	77	93844	Cob44_QJ	98
92061	Beret	569	92328	Petit_Q	397	93422	Loro_RJ	78	93847	Cob44_QJ	98
92065	Beret	569	92330	Petit_Q	397	93428	Loro_RJ	78	93850	Arcada	868
92066	Beret	569	92380	Arcada	868	93429	Loro_RJ	78	93851	Arcada	868
92067	Beret	569	92405	Petit_2R	398	93431	Loro_RJ	78	93854	Rada_R	130
92068	Beret	569	92407	Petit_2R	398	93443	Loro_RJ	77	93858	Angular40	183
92069	Beret	570	92409	Petit_2R	398	93444	Loro_RJ	77	93859	Angular40	183
92070	Archiline	793	92411	Petit_2R	398	93446	Loro_RJ	77	93862	Rada_R	130
92072	Archiline	793	92413	Petit_2Q	398	93449	Loro_RJ	77	93905	Astropek	647
92074	Archiline	793	92415	Petit_2Q	398	93450	Loro_RJ	78	93986	Ilamt	394
92076	Beret	570	92417	Petit_2Q	398	93451	Loro_RJ	78	93988	Ilamt	394
92077	Beret	570	92419	Petit_2Q	398	93452	Loro_RJ	78	93994	Paseo	733
92078	Archiline	793	92425	IntakePRO	543	93457	Nicro	628	93995	Paseo	733
92080	Archiline	783	92432	Rada_Q	133	93458	Nicro	627	94020	Xenia	748
92081	Archiline	783	92434	Rada_Q	133	93459	Nicro	628	94021	Paseo	733
92082	Archiline	783	92513	Cut_R	552	93460	Loro_RJ	78	94022	Paseo	733
92083	Archiline	773	92514	Cut_R	552	93495	Admiral	907	94023	Xenia	748
92084	Archiline	773	92558	Cut_Q	552	93496	OptiFrame_MF	249	94054	Xenia	749
92088	Beret	570	92559	Cut_Q	552	93498	Admiral	907	94057	Xenia	749
92092	Beret	570	92619	Per	520	93500	OptiFrame_MF	249	94059	Concentrica	632
92093	Archiline	773	92620	Per	520	93503	Admiral	910	94060	Concentrica	632
92100	Archiline	779	92621	Per	520	93504	OptiFrame_MF	249	94061	Concentrica	632
92104	Archiline	779	92622	Per	520	93505	Admiral	910	94110	Archicove	375
92108	Archiline	779	92671	Quara	549	93506	Admiral	910	94115	Archicove	375
92112	Archiline	791	92672	Quara	550	93508	Laella_R	402	94137	Zalex	624
92114	Archiline	791	92681	Chim	556	93511	Vigilant	916	94138	Zalex	624
92118	Archiline	791	92683	Chim	556	93513	Laella_R	402	94151	Admiral	907
92120	Archiline	791	92822	Pixar	836	93514	Vigilant	916	94154	Astropek	647
92124	Archiline	781	92823	Pixar	836	93515	Laella_R	402	94167	Ardilla66	506
92125	Archiline	781	92881	Pixar	836	93516	Laella_R	402	94168	Ardilla66	506
92126	Archiline	781	92882	Pixar	836	93517	Laella_Q	402	94169	Ardilla66	506
92127	Archiline	771	92883	Pixar	836	93518	Laella_Q	402	94170	Ardilla66	506
92128	Archiline	771	92884	Pixar	836	93519	Laella_Q	402	94204	Ardilla66	506
92129	Archiline	771	92885	Pixar	836	93520	Laella_Q	402	94208	Ardilla66	506
92132	Archiline	777	92981	Pixar	836	93521	Dot_R	404	94209	Ardilla66	506
92134	Archiline	777	92982	Pixar	836	93522	Dot_Q	404	94214	Ardilla66	506
92136	Archiline	777	92999	Anton_Q	91	93566	Ilamt	394	94215	Ardilla66	506
92138	Archiline	775	93112	Admiral	909	93594	Xenia	752	94223	Ardilla66	506
92139	Archiline	775	93114	Admiral	905	93595	Xenia	752	94224	Ardilla66	506
92142	Archiline	775	93126	Beret	569	93596	Xenia	752	94411	Ardilla66	506
92143	Archiline	776	93127	Beret	569	93605	Xenia	752	94415	Fasim_2	622
92144	Archiline	776	93128	Beret	569	93606	Xenia	755	94586	Anton_R	86
92145	Archiline	776	93132	Beret	570	93607	Xenia	755	94592	Anton_RJ	88
92164	Anton_QJ	92	93133	Beret	570	93637	Admiral	907	94657	Fasim_2	621
92170	Anton_QJ	92	93134	Beret	570	93647	Vigilant	916	94659	Fasim_2	622
92203	Clivo	844	93138	Beret	570	93688	Xenia	748	94857	Reika_Y	382
92204	Clivo	844	93139	Beret	570	93689	Xenia	748	94858	Reika_Y	382
92230	Iris67	847	93140	Beret	570	93690	Xenia	751	94859	Reika_Y	382
92231	Iris67	847	93141	Suelo	596	93691	Xenia	751	94860	Reika_Y	382
92232	Iris67	847	93354	Cob44_Q	98	93755	Xenia	751	94861	Reika_Y	382
92238	Quara	550	93355	Cob44_Q	98	93785	Xenia	751	94862	Reika_Y	382
92239	Quara	550	93363	Nicro	627	93786	Xenia	747	95068	Periskop	825
92240	Quara	550	93384	Pixar	835	93820	Mosaic	442	95126	Periskop	825
92256	Picrol	432	93385	Pixar	835	93825	Xenia	747	95141	Periskop	825
92258	Picrol	432	93386	Pixar	835	93828	Xenia	747	95151	Narcissus	842

codes index

CODE	Product	Page	CODE	Product	Page	CODE	Product	Page	CODE	Product	Page
95152	Narcissus	842	96127	Vedette_R	509	96971	Envelope_2	406	97201	Mini Albatros	233
95322	Flash	918	96128	Vedette_R	509	96973	Envelope_2	406	97210	Albatros	235
95323	Flash	918	96129	Vedette_R	509	96974	Envelope_2	406	97212	Albatros	236
95330	Periskop	825	96130	Vedette_R	510	96976	Envelope_1	406	97214	Albatros	235
95331	Arcada	868	96131	Vedette_R	510	96976	Envelope	539	97216	Albatros	236
95332	Arcada	868	96132	Vedette_R	510	96978	Envelope_1	406	97218	Mini Albatros	233
95333	Arcada	868	96133	Vedette_R	510	96978	Envelope	539	97219	Mini Albatros	233
95346	Periskop	826	96134	Vedette_R	509	96979	Envelope_1	406	97220	Mini Albatros	234
95347	Periskop	826	96135	Vedette_R	509	96979	Envelope	539	97221	Mini Albatros	234
95348	Periskop	826	96136	Vedette_R	509	96981	Shaker	832	97222	Mini Albatros	233
95349	Periskop	826	96137	Vedette_R	509	96982	Shaker	832	97223	Mini Albatros	233
95366	Periskop	827	96138	Vedette_R	510	96983	Shaker	832	97224	Mini Albatros	234
95368	Periskop	827	96139	Vedette_R	510	96984	Eyelet_R	452	97225	Mini Albatros	234
95370	Periskop	827	96140	Vedette_R	510	96985	Eyelet_R	452	97243	Clear_P	240
95378	Periskop	827	96141	Vedette_R	510	96986	Eyelet_R	452	97244	Clear_P	240
95379	OptiFrame_M	249	96142	Vedette_R	509	96989	Shaker	832	97245	Clear_P	240
95380	OptiFrame_M	249	96143	Vedette_R	509	97044	Ghilea	434	97246	Clear_P	240
95381	OptiFrame_M	249	96144	Vedette_R	509	97045	Ghilea	434	97247	Paseo	736
95436	Ice-cut_F	380	96145	Vedette_R	509	97047	Ghilea	434	97255	Paseo	735
95437	Ice-cut_F	380	96146	Vedette_R	510	97048	Vedette_Q	513	97256	Paseo	736
95438	Ice-cut_F	380	96147	Vedette_R	510	97049	Vedette_Q	513	97270	Gardener	839
95454	Arcada	867	96148	Vedette_R	510	97050	Vedette_Q	513	97271	Gardener	839
95458	Arcada	867	96149	Vedette_R	510	97051	Vedette_Q	513	97272	Gardener	839
95474	Concentrica	631	96150	Paseo	732	97052	Vedette_Q	513	97290	Cicada	516
95475	Concentrica	631	96151	Paseo	732	97053	Vedette_Q	513	97291	Cicada	516
95476	Concentrica	631	96152	Paseo	732	97054	Vedette_Q	513	97292	Cicada	516
95486	Concentrica	631	96196	Paseo	735	97055	Vedette_Q	513	97293	Cicada	516
95487	Concentrica	631	96197	Paseo	735	97065	Loop66	874	97294	Cicada	516
95488	Concentrica	631	96471	Edith_S	245	97066	Loop66	874	97295	Cicada	516
95612	Arcada	867	96617	Lafina_F	386	97067	Loop66	874	97302	Cicada	516
95616	Arcada	867	96618	Lafina_F	386	97068	Clivo	844	97303	Cicada	516
95619	Arcada	867	96619	Lafina_F	386	97069	Clivo	844	97304	Cicada	516
95623	Arcada	867	96634	Anton_R	85	97070	Clivo	844	97305	Cicada	516
95749	Arcada	867	96635	Anton_R	86	97071	Clivo	844	97306	Cicada	516
95750	Arcada	867	96659	Concentrica	632	97072	Clivo	844	97307	Cicada	516
95751	Arcada	867	96660	Concentrica	632	97073	Clivo	844	97315	Sub	901
95822	Ice-cut_F	380	96661	Concentrica	632	97086	Ilamt66	394	97317	Sub	901
95968	Fasim_2	621	96740	Ice-cut	719	97088	Ilamt66	394	97318	Iris67	847
95969	Fasim_2	621	96741	Ice-cut	719	97090	LV54_RS	119	97319	Iris67	847
96102	Vedette_Q	511	96742	Ice-cut	719	97092	LV54_RS	119	97320	Iris67	847
96103	Vedette_Q	511	96801	Cob44_R	97	97094	LV54_RS	119	97321	Iris67	847
96104	Vedette_Q	511	96802	Cob44_R	97	97096	LV54_QS	121	97322	Iris67	847
96105	Vedette_Q	511	96803	Cob44_RJ	97	97098	LV54_QS	121	97323	Iris67	847
96106	Vedette_Q	512	96804	Cob44_RJ	97	97100	LV54_QS	121	97324	Iris67	847
96107	Vedette_Q	512	96809	Cob20_R	103	97119	LV54_RS	119	97325	Iris67	847
96108	Vedette_Q	512	96813	Cob20_R	103	97130	Cob20_R	104	97326	Iris67	847
96109	Vedette_Q	512	96819	Cob20_R	104	97140	Cob65_R	111	97336	Eyelet_Q	452
96110	Vedette_Q	511	96827	Cob20_Q	105	97167	Envelope	539	97337	Eyelet_Q	452
96111	Vedette_Q	511	96831	Cob20_Q	105	97169	Envelope	539	97338	Eyelet_Q	452
96112	Vedette_Q	511	96837	Cob20_Q	106	97170	Envelope	539	97353	Alcor	641
96113	Vedette_Q	511	96845	Cob65_R	111	97172	Envelope	539	97354	Alcor	641
96114	Vedette_Q	512	96849	Cob65_R	111	97183	Footpad	644	97355	Alcor	641
96115	Vedette_Q	512	96863	Cob65_Q	112	97185	Vedette_Q	513	97356	Alcor	641
96116	Vedette_Q	512	96867	Cob65_Q	112	97186	Vedette_Q	513	97357	Loop66	874
96117	Vedette_Q	512	96883	HV54_RS	120	97187	Vedette_Q	513	97379	Lafina	385
96118	Vedette_Q	511	96885	HV54_RS	120	97188	Vedette_Q	513	97380	Lafina	385
96119	Vedette_Q	511	96887	HV54_RS	120	97189	Ghilea	434	97381	Lafina	385
96120	Vedette_Q	511	96889	HV54_QS	122	97194	Albatros	235	97387	Gardener	839
96121	Vedette_Q	511	96891	HV54_QS	122	97195	Albatros	235	97402	Anton_RJ	87
96122	Vedette_Q	512	96893	HV54_QS	122	97196	Albatros	235	97404	Anton_RJ	87
96123	Vedette_Q	512	96916	Footpad	644	97197	Albatros	235	97418	Anton_R	85
96124	Vedette_Q	512	96966	Envelope_4	406	97198	Mini Albatros	233	97427	Anton_RJ	87
96125	Vedette_Q	512	96968	Envelope_4	406	97199	Mini Albatros	233	97431	Anton_Q	91
96126	Vedette_R	509	96969	Envelope_4	406	97200	Mini Albatros	233	97433	Anton_Q	91

CODE	Product	Page	CODE	Product	Page	CODE	Product	Page	CODE	Product	Page
97557	Sken_1R	460	97945	Loro_Q	79	98395	indoor LED strips	954	98538	Outer-casing	63
97558	Sken_1R	460	98009	Outer-casing	556	98398	Accessories	380	98548	Ribbon	942
97559	Sken_1Q	460	98011	Ribbon	941	98402	Outer-casing	632	98549	Accessories	832
97560	Sken_1Q	460	98012	Ribbon	941	98418	indoor LED strips	954	98551	Led strips	947
97609	Paseo	736	98017	Ribbon	942	98419	indoor LED strips	954	98552	Led strips	947
97611	Paseo	735	98019	Dropper	943	98420	indoor LED strips	954	98553	Paseo	739
97612	Paseo	736	98025	Dropper	944	98428	Accessories	233	98554	Paseo	739
97631	Admiral	905	98027	Silcone_C	945	98429	Accessories	233	98556	Ribbon	941
97632	Admiral	905	98028	Silcone_C	945	98430	Outer-casing	739	98560	Silcone_C	945
97638	Admiral	905	98033	Silcone_C	946	98434	Outer-casing	740	98568	Ribbon	941
97641	Admiral	906	98042	Silcone_C	945	98435	Outer-casing	740	98570	Ribbon	941
97643	Admiral	906	98043	Silcone_C	945	98436	Cavi	972	98572	Dropper	944
97647	Admiral	909	98049	Outer-casing	1009	98436	Cavi	972	98574	Dropper	944
97648	Admiral	909	98050	Outer-casing	1010	98436	Elettronica	975	98577	Outer-casing	543
97651	Admiral	909	98057	Outer-casing	1010	98437	Cavi	1003	98624	Accessories	820
97659	Vigilant	915	98060	Outer-casing	912	98445	Outer-casing	386	98635	Ribbon	935
97660	Vigilant	915	98077	Ribbon	941	98446	Outer-casing	386	98636	Ribbon	935
97666	Vigilant	915	98078	Ribbon	941	98447	Outer-casing	386	98637	Ribbon	935
97673	Paseo	731	98083	Ribbon	941	98449	Accessories	385	98638	Ribbon	935
97674	Paseo	731	98084	Ribbon	941	98451	Ribbon	941	98639	Ribbon	935
97675	Paseo	731	98092	Dropper	943	98464	Accessories	740	98640	Ribbon	935
97691	Admiral	906	98104	Outer-casing	628	98465	Accessories	740	98653	Accessories	878
97695	Loro_R	75	98105	Outer-casing	628	98466	Accessories	739	98654	Accessories	878
97696	Loro_R	75	98106	Outer-casing	628	98467	Outer-casing	739	98655	Accessories	878
97697	Loro_R	75	98107	Outer-casing	628	98468	Outer-casing	739	98656	Accessories	878
97698	Loro_R	75	98111	Outer-casing	1010	98469	Outer-casing	739	98657	Accessories	878
97699	Loro_Q	79	98112	Accessories	842	98470	Outer-casing	739	98658	Accessories	878
97700	Loro_Q	79	98121	Outer-casing	1010	98471	Paseo	739	98659	Accessories	878
97701	Loro_Q	79	98122	Outer-casing	1010	98472	Paseo	739	98660	Cavi	1005
97702	Loro_Q	79	98133	Outer-casing	624	98473	Paseo	739	98661	Cavi	1005
97710	HV44	124	98134	Outer-casing	624	98474	Paseo	739	98662	Cavi	1005
97711	HV44	124	98140	Elettronica	993	98475	Paseo	742	98663	Cavi	1005
97712	HV44	124	98146	Cavi	1004	98476	Cavi	1003	98669	Accessories	820
97714	Intake_L	542	98147	Cavi	1004	98477	Cavi	1003	98671	Outer-casing	777
97715	Intake_L	542	98148	Outer-casing	912	98493	Cavi	1005	98672	Outer-casing	777
97717	Intake_L	542	98149	Cavi	1003	98494	Cavi	1005	98673	Outer-casing	777
97718	Intake_L	542	98250	Outer-casing	628	98496	Outer-casing	542	98675	Accessories	794
97730	HV44	124	98251	Outer-casing	628	98497	Outer-casing	542	98676	Accessories	794
97731	HV44	124	98252	Outer-casing	628	98499	Outer-casing	62	98677	Accessories	794
97732	HV44	124	98253	Outer-casing	628	98500	Outer-casing	63	98699	Accessories	375
97797	Beret	569	98282	Accessories	244	98501	Outer-casing	61	98713	Cavi	1004
97798	Beret	569	98286	Accessories	918	98502	Outer-casing	62	98715	Cavi	1004
97799	Beret	569	98291	Outer-casing	631	98503	Accessories	183	98716	Cavi	1004
97800	Beret	569	98292	Outer-casing	631	98504	Accessories	183	98718	Cavi	1004
97801	Beret	569	98311	Accessories	244	98505	Accessories	183	98724	Accessories	771
97846	Ice-cut_F	380	98313	Accessories	244	98506	Accessories	183	98725	Accessories	771
97847	Ice-cut_F	380	98315	Outer-casing	631	98507	Accessories	150	98726	Accessories	771
97848	Ice-cut_F	380	98317	Outer-casing	631	98508	Accessories	150	98771	Outer-casing	742
97849	Ice-cut_F	380	98342	Ribbon	941	98509	Accessories	150	98772	Outer-casing	742
97850	Edith_M	243	98346	Silcone_C	945	98511	Accessories	183	98773	Outer-casing	742
97851	Edith_M	243	98352	Silcone_C	945	98513	Accessories	844	98774	PU_C	937
97854	Edith_M	243	98355	Outer-casing	739	98514	Accessories	832	98775	PU_C	937
97855	Edith_M	243	98356	Outer-casing	739	98517	Accessories	183	98776	PU_C	937
97898	Nicro	627	98357	Outer-casing	739	98527	Outer-casing	61	98777	PU_C	937
97899	Nicro	627	98367	Outer-casing	740	98528	Outer-casing	61	98778	PU_C	937
97900	Nicro	628	98368	Outer-casing	740	98529	Outer-casing	61	98779	PU_C	937
97901	Nicro	628	98369	Outer-casing	740	98530	Outer-casing	62	98781	Accessories	375
97920	Loro_R	75	98373	Accessories	946	98531	Outer-casing	62	98782	Accessories	747
97921	Loro_R	75	98374	Outer-casing	740	98532	Outer-casing	62	98783	Accessories	747
97924	Loro_R	75	98375	Outer-casing	740	98533	Outer-casing	62	98784	Accessories	747
97925	Loro_R	75	98376	Outer-casing	740	98534	Outer-casing	62	98785	Accessories	747
97940	Loro_Q	79	98379	Led strips	947	98535	Outer-casing	62	98836	Outer-casing	741
97941	Loro_Q	79	98383	Led strips	947	98536	Outer-casing	63	98837	Outer-casing	741
97944	Loro_Q	79	98384	Led strips	947	98537	Outer-casing	63	98838	Outer-casing	741


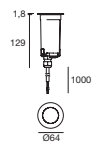
codes index

CODE	Product	Page	CODE	Product	Page	CODE	Product	Page	CODE	Product	Page
98839	Outer-casing	741	98937	indoor LED strips	954	99106	Elettronica	968	99308	Elettronica	993
98840	Paseo	741	98938	indoor LED strips	954	99111	Elettronica	976	99309	Elettronica	992
98841	Paseo	741	98939	indoor LED strips	954	99112	Elettronica	968	99310	Elettronica	992
98842	Outer-casing	741	98940	indoor LED strips	954	99114	Elettronica	974	99311	Elettronica	994
98843	Outer-casing	741	98941	indoor LED strips	949	99115	Elettronica	971	99312	Elettronica	993
98844	Outer-casing	741	98942	indoor LED strips	949	99116	Elettronica	971	99313	Elettronica	993
98845	Outer-casing	741	98943	indoor LED strips	949	99126	Elettronica	967	99319	Elettronica	991
98876	Paseo	739	98944	indoor LED strips	949	99128	Elettronica	967	99320	Elettronica	991
98878	Cavi	1004	98945	Ribbon	935	99129	Elettronica	967	99321	Elettronica	991
98879	Cavi	1004	98946	Ribbon	935	99131	Elettronica	974	99322	Elettronica	997
98880	Ribbon	942	98948	Ribbon	935	99135	Elettronica	968	99323	Accessories	997
98881	Ribbon	942	98949	Accessories	747	99136	Elettronica	969	99324	Accessories	997
98882	Ribbon	942	98950	Outer-casing	1010	99141	Elettronica	973	99325	Accessories	997
98885	indoor LED strips	953	98951	Accessories	755	99146	Elettronica	968	99328	Elettronica	967
98886	indoor LED strips	953	98952	Accessories	749	99147	Elettronica	968	99329	Elettronica	967
98887	indoor LED strips	953	98953	Accessories	749	99151	Elettronica	974	99330	Elettronica	975
98888	indoor LED strips	953	98954	indoor LED strips	949	99162	Elettronica	968	99331	Elettronica	977
98889	indoor LED strips	953	98955	indoor LED strips	949	99174	Elettronica	976	99331	Elettronica	981
98890	indoor LED strips	953	98956	indoor LED strips	954	99175	Elettronica	968	99331	Elettronica	985
98891	indoor LED strips	949	98957	Accessories	784	99176	Elettronica	968	99332	Elettronica	982
98892	indoor LED strips	949	98964	Accessories	937	99177	Elettronica	968	99333	Elettronica	977
98892	indoor LED strips	949	98965	indoor LED strips	951	99179	Elettronica	968	99334	Elettronica	994
98893	indoor LED strips	949	98966	Accessories	826	99181	Elettronica	968	99337	Elettronica	977
98894	indoor LED strips	949	98967	Accessories	827	99183	Elettronica	968	99337	Elettronica	987
98895	indoor LED strips	951	98968	Accessories	829	99184	Elettronica	995	99338	Elettronica	977
98896	indoor LED strips	951	98969	Accessories	826	99185	Elettronica	969	99338	Elettronica	988
98897	indoor LED strips	951	98970	Accessories	827	99186	Elettronica	969	99340	Elettronica	969
98898	indoor LED strips	951	98971	Accessories	829	99187	Elettronica	969	99341	Elettronica	965
98899	indoor LED strips	951	98972	Tee Accessories	456	99187	Elettronica	976	99342	Elettronica	968
98900	indoor LED strips	951	98973	Tee Accessories	456	99188	Elettronica	969	99344	Elettronica	975
98901	indoor LED strips	951	98974	Tee Accessories	456	99188	Elettronica	976	99345	Elettronica	975
98902	indoor LED strips	951	98975	Tee Accessories	456	99189	Elettronica	969	99346	Cavi	1007
98903	indoor LED strips	950	98976	Tee Accessories	456	99189	Elettronica	976	99355	Elettronica	1000
98904	indoor LED strips	950	98977	Tee Accessories	456	99190	Elettronica	976	99357	Led strips	947
98905	indoor LED strips	950	98978	Tee Accessories	456	99195	Elettronica	966	99358	Led strips	947
98906	indoor LED strips	951	98979	Tee Accessories	456	99198	Elettronica	967	99359	Elettronica	990
98907	indoor LED strips	951	98980	Tee Accessories	456	99199	Elettronica	976	99360	Elettronica	973
98908	indoor LED strips	953	98981	Tee Accessories	456	99200	Elettronica	977	99361	Elettronica	972
98909	indoor LED strips	953	98982	Tee Accessories	456	99201	Elettronica	977	99362	Elettronica	975
98910	indoor LED strips	953	98983	Tee Accessories	456	99202	Elettronica	977	99362	Elettronica	975
98911	indoor LED strips	953	98985	Cavi	1008	99203	Elettronica	977	99369	Elettronica	1002
98912	indoor LED strips	953	98986	Cavi	1008	99204	Elettronica	977	99370	Elettronica	966
98913	indoor LED strips	953	98987	Cavi	1005	99205	Elettronica	977	99371	Elettronica	970
98914	indoor LED strips	953	98988	Cavi	1008	99206	Elettronica	977	99371	Elettronica	977
98915	indoor LED strips	953	98989	Cavi	1006	99207	Elettronica	977	99371	Elettronica	985
98916	indoor LED strips	952	98990	Cavi	1006	99216	Cavi	1003	99371	Elettronica	986
98917	indoor LED strips	952	98991	Cavi	1006	99231	Cavi	1003	99372	Elettronica	986
98918	indoor LED strips	952	98992	Outer-casing	1010	99232	Cavi	1003	99373	Elettronica	975
98919	indoor LED strips	952	98993	Cavi	1005	99234	Elettronica	995	99374	Elettronica	970
98920	indoor LED strips	952	98994	Cavi	1005	99235	Elettronica	995	99374	Elettronica	977
98921	indoor LED strips	952	98999	Cavi	1008	99239	Elettronica	968	99374	Elettronica	981
98922	indoor LED strips	952	99000	Accessories	803	99241	Elettronica	969	99374	Elettronica	985
98923	indoor LED strips	949	99000	Cables	948	99241	Elettronica	976	99375	Elettronica	966
98925	indoor LED strips	949	99001	Led strips	948	99243	Elettronica	966	99376	Elettronica	966
98927	indoor LED strips	949	99045	Elettronica	995	99249	Elettronica	971	99377	Elettronica	966
98928	indoor LED strips	949	99046	Elettronica	995	99260	Elettronica	967	99379	Cavi	1007
98929	indoor LED strips	950	99050	Elettronica	995	99261	Elettronica	968	99380	Elettronica	996
98930	indoor LED strips	950	99056	Cavi	1004	99262	Elettronica	971	99381	Elettronica	996
98931	indoor LED strips	950	99057	Cavi	1003	99262	Cavi	971	99382	Elettronica	996
98932	indoor LED strips	950	99074	Elettronica	984	99263	Elettronica	974	99383	Elettronica	996
98933	indoor LED strips	950	99077	Elettronica	984	99268	Elettronica	976	99384	Elettronica	996
98934	indoor LED strips	950	99092	Elettronica	969	99269	Elettronica	969	99385	Elettronica	996
98935	indoor LED strips	950	99093	Elettronica	968	99278	Elettronica	985	99386	Elettronica	998
98936	indoor LED strips	950	99105	Elettronica	968	99307	Elettronica	966	99387	Elettronica	999

CODE	Product	Page	CODE	Product	Page	CODE	Product	Page	CODE	Product	Page
99388	Elettronica	999	99658	Accessories	997	99743	Elettronica	970	99829	Accessories	173
99389	Cavi	1006	99660	Elettronica	984	99744	Outer-casing	540	62403N	Silicon_C	946
99390	Cavi	1008	99670	Ribbon	936	99745	Outer-casing	540	90905E	Trunking system	369
99408	Accessories	183	99671	Ribbon	936	99746	Accessories	820	90906E	Trunking system	369
99409	Accessories	183	99672	Ribbon	936	99747	Outer-casing	618	KIT0027	Elettronica	990
99410	Accessories	183	99673	Outer-casing	482	99748	Accessories	791			
99411	Accessories	183	99674	Outer-casing	483	99752	Outer-casing	158			
99472	Elettronica	1002	99675	Outer-casing	485	99753	Outer-casing	158			
99473	Elettronica	1002	99676	Outer-casing	595	99754	Outer-casing	158			
99479	Accessories	156	99677	Outer-casing	595	99755	Accessories	158			
99485	Outer-casing	147	99678	Outer-casing	912	99756	Accessories	158			
99486	Outer-casing	147	99679	Outer-casing	912	99760	Outer-casing	777			
99487	Outer-casing	147	99680	Outer-casing	601	99761	Outer-casing	757			
99488	Outer-casing	147	99681	Outer-casing	602	99762	Outer-casing	757			
99489	Outer-casing	147	99682	Elettronica	987	99763	Outer-casing	757			
99490	Outer-casing	147	99683	Elettronica	988	99764	Outer-casing	757			
99497	Outer-casing	149	99684	Outer-casing	596	99765	Outer-casing	757			
99498	Outer-casing	149	99685	Outer-casing	607	99766	Accessories	757			
99499	Outer-casing	149	99688	Rubber Accessories	932	99771	Outer-casing	785			
99500	Outer-casing	149	99689	Rubber Accessories	932	99772	Outer-casing	785			
99501	Outer-casing	149	99692	Rubber Accessories	932	99773	Accessories	173			
99502	Outer-casing	149	99693	Rubber Accessories	932	99774	Accessories	173			
99503	Tee Accessories	456	99694	Elettronica	985	99775	Accessories	173			
99504	Tee Accessories	456	99695	Elettronica	985	99776	Accessories	173			
99505	Tee Accessories	456	99696	Elettronica	985	99777	Accessories	173			
99506	Tee Accessories	456	99697	Elettronica	970	99778	Accessories	747			
99510	Accessories	155	99698	Elettronica	970	99779	Accessories	155			
99522	Elettronica	976	99699	Elettronica	970	99780	Accessories	155			
99523	Elettronica	976	99700	Elettronica	970	99781	Accessories	155			
99524	Elettronica	976	99701	Elettronica	970	99782	Accessories	155			
99525	Elettronica	976	99702	Elettronica	970	99783	Accessories	155			
99527	Accessories	183	99703	Elettronica	970	99784	Elettronica	970			
99535	Rubber Accessories	931	99708	Elettronica	978	99784	Elettronica	982			
99536	Rubber Accessories	931	99709	Elettronica	978	99784	Elettronica	977			
99537	Rubber Accessories	931	99710	Elettronica	978	99785	Elettronica	982			
99539	Rubber Accessories	932	99711	Elettronica	978	99786	Elettronica	981			
99540	Elettronica	985	99712	Elettronica	978	99786	Elettronica	985			
99549	Rubber Accessories	931	99713	Elettronica	978	99787	Elettronica	983			
99550	Accessories	147	99714	Elettronica	971	99794	Outer-casing	615			
99551	Accessories	149	99715	Elettronica	974	99795	Accessories	156			
99552	Accessories	147	99716	Elettronica	967	99796	Accessories	156			
99553	Accessories	149	99717	Elettronica	969	99797	Accessories	156			
99554	Accessories	147	99718	Elettronica	969	99798	Accessories	156			
99555	Accessories	149	99721	Elettronica	975	99799	Accessories	156			
99560	Outer-casing	590	99722	Elettronica	983	99800	Rollip35_MC	340			
99561	Accessories	150	99723	Elettronica	984	99801	Rollip70_MC	342			
99562	Accessories	150	99724	Elettronica	977	99803	Outer-casing	587			
99563	Outer-casing	590	99724	Elettronica	987	99804	Outer-casing	587			
99564	Outer-casing	590	99725	Elettronica	988	99805	Accessories	173			
99588	Dropper	943	99726	Elettronica	972	99806	Accessories	173			
99590	Dropper	943	99727	Elettronica	972	99807	Accessories	173			
99592	Dropper	943	99728	Elettronica	976	99808	Accessories	191			
99608	Ribbon	941	99729	Elettronica	976	99809	Accessories	191			
99610	Ribbon	941	99730	Elettronica	974	99810	Accessories	191			
99612	Ribbon	941	99731	Elettronica	974	99818	Accessories	757			
99622	Silcone_C	945	99732	Elettronica	971	99820	Accessories	763			
99628	Dropper	943	99733	Elettronica	971	99821	Accessories	763			
99630	Dropper	943	99734	Elettronica	967	99822	Cavi	1006			
99632	Dropper	943	99735	Elettronica	967	99823	Cavi	1006			
99643	Ribbon	942	99738	Elettronica	974	99824	Cavi	1006			
99650	Outer-casing	589	99739	Elettronica	971	99825	Cavi	1006			
99651	Outer-casing	589	99740	Elettronica	967	99826	Cavi	1006			
99652	Outer-casing	589	99741	Elettronica	970	99827	Accessories	173			
99657	Elettronica	997	99742	Elettronica	970	99828	Accessories	173			

how to read products

Suelo | Up-Light | 190-250 V | 4,2 W DC - 4,7 W AC

On/Off

Steel/Alu 80447	2700K	490 lm	A	Spot	10
	3000K	490 lm		Medium Flood	20
	4000K	529 lm	N	Medium Flood	30
				Flood	60
				Elliptic	88
				Wide Flood	12
				Diffused	00


B

HC **Steel/Alu** **80448**


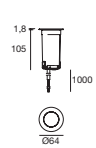
	2700K	490 lm	M	Medium Flood	20
	3000K	490 lm	W	Medium Flood	30
	4000K	529 lm	N	Flood	60

Recessed casings

84935
Outer casing for wall-mounted installation



Suelo Pro | Up-Light | powerLED 4,2 W DC


C.C. - 350 mA

Steel/Alu 80449	2700K	490 lm	M	Medium Flood	20
	3000K	490 lm	W	Medium Flood	30
	4000K	529 lm	N	Flood	50


HC **Steel/Alu** **80450**

DL **Steel/Alu** **80451**

Electronics



89421
ON/OFF
1 art.



99183
ON/OFF
2-3 art.


C.V. - 24 V DC

Steel/Alu 80452	2700K	490 lm	M	Medium Flood	20
	3000K	490 lm	W	Medium Flood	30
	4000K	529 lm	N	Flood	50


HC **Steel/Alu** **80453**

DL **Steel/Alu** **80454**


Electronics




89488
ON/OFF
1-3 art.




89179
ON/OFF
1-6 art.



89259
ON/OFF
1-12 art.




99332
0/1-10V
1-37 art.



99722
DALI
1-30 art.

Recessed casings

84935
Outer casing for wall-mounted installation



Uplights and in-ground lamps

598

Guide to the composition of the finished part number

A

1st product code

On/Off

Steel/Alu **80447**

2nd temperature code


2700K	490 lm	M
3000K	490 lm	W
4000K	529 lm	N

3rd optics code*

Spot	10
Medium Flood	20
Medium Flood	30

80447M10

1029


LUSTROGRAD
 ОПТОВЫЕ ПРОДАЖИ СВЕТИЛЬНИКОВ

MAESTRO 2.0

B

Suelo | Up-Light | 190-250 V | powerLED 4,2 W DC - 4,7 W AC

Family Chapter Current L.E.D. Type Power

Control Product code Temperature colour Pictograms

On/Off

Steel/Alu **80447**

2700K	490 lm	M	Spot	10
3000K	490 lm	W	Medium Flood	20
4000K	529 lm	N	Medium Flood	30
			Flood	60
			Elliptic	88
			Wide Flood	12
			Diffused	00

HC Steel/Alu **80448**

2700K	490 lm	M	Medium Flood	20
3000K	490 lm	W	Medium Flood	30
4000K	529 lm	N	Flood	60

Product image Ready to Go 2019 available products Luminous emission and other product info

Product measurements Finishing Internal configuration

Source lumen Optics

C

Recessed casing dimensional

Recessed casing code

Electronics code

Electronics information

Electronics dimensional

Electronics

311 80 100 **89488** ON/OFF 1-3 art.

381 92 117 **89179** ON/OFF 1-6 art.

501 115 140 **89359** ON/OFF 1-12 art.

351 150 80 **99332** 0/1;10V 1-37 art.

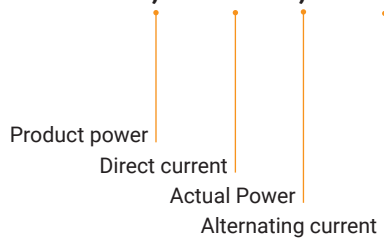
381 191 63 **99722** DALI 1-30 art.

Recessed casings

Ø69 139 **84935** Outer casing for wall-mounted installation Ø58

D

Suelo | Up-Light | 190-250 V | powerLED 4,2 W DC - 4,7 W AC



how to read products

Edith_S | Ceiling luminaires | topLED 30 W 840 mA

CRI 80

White	96471	€ 999,99	3000 K	4293 lm	W	Diffused	00
			4000 K	4495 lm	N		

Electronics

21	40	28
100	200	210
99093	99187	99330
ON/OFF	0/1-10V DALI	DALI
1 art.	1 art.	1 art.
€999,9		

96471W00

Photometric curve

Light beam

3 mt

Floor plan

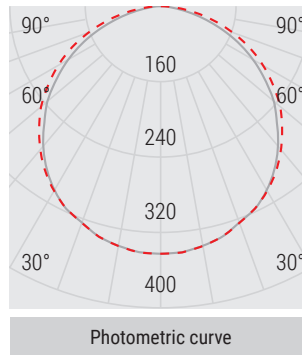
Endress+Hauser Italia | Milan, Italy

245

MAESTRO 2.0

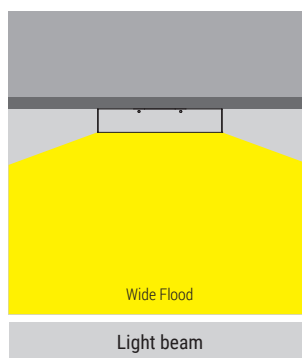
Photometry

Graphic representation of the solid photometric




Application

Graphic representation of the installation prospectus of the product and its emission



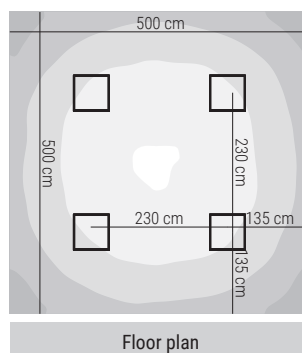
Isolux

Graphic representation of the distribution of the luminaires in a typical environment with reflection coefficients equal to 70% ceiling, 50% wall and 20% floor















































Floor plan

Flat graphic representation of the distribution of the quoted luminaires in the typical environment

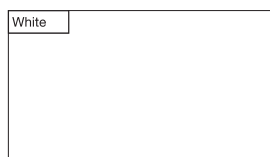


how to read symbols


-  Indoor installation
-  Outdoor installation
-  Wall mounting
-  Ground mounting
-  Ceiling mounting
-  Wall or ground mounting
-  Ceiling or wall mounting
-  Ceiling, wall or ground mounting
-  Ceiling or ground mounting
-  IP-- Protection index (IEC 60529) against foreign bodies and water
-  IP68 Product designed to withstand temporary immersions
-  IP-- Optical compartment protection index
-  IK-- Protection index (IEC 62262) against external mechanical impacts
-  Walkable device
-  Carriageable device (2,500 kg)
-  Stainless steel
-  Article protected by resin
-  Circular installation hole
-  Square installation hole
-  Directional light beam
-  Tilting light beam
-  EM Emergency version available
-  Power supply cable included
-  Device suitable to be mounted on furniture
-  Device suitable to be mounted on normally flammable surfaces (EN 60598)
-  Device with built-in thermal protection
-  Driver included
-  Driver not included
-  Class I - IEC protection class
-  Class II - IEC protection class
-  Class III - IEC protection class
-  T3 Over Voltage Protection
-  Smartwave™
-  C.C. Constant Current
-  C.V. Constant Voltage
-  Dimming with integrated potentiometer
-  Simply DIM
-  Phase-cut
-  1-10 V
-  DALI
-  DMX 512
-  Infrared
-  Radio frequency remote control
-  P.I.R. Sensor

All articles belong to energy class A++. The lumens indicated refer to the light source emission. The connection diagrams for electronics articles are included in the technical documentation.


finishes materials




White | RAL 9003 embossed




Grey | RAL 9006 embossed




Satin finish



Primer



Anodised aluminium




Steel




Brushed nickel



Chrome




Anodised Black




Gray Black | RAL 7021 embossed



Black | RAL 9005 embossed




Transparent PMMA



Opaline PMMA



Gold



Rose gold




Rough brass



Bronze




Copper



Cor-Ten



Sand



Cement

The drawings, the measurements, the materials and the colours in this catalogue are understood to be indicative. In the interest of the clientele, the company reserves the right to modify the models at any time and without any obligation of advance notice.

The indication of the Italian flag in this catalogue is purely indicative. The products could be of origins other than those indicated.

"Linea Light Group" reserves the right, without any advance notice, to change the characteristics of their products, as well as the availability of the same at any time. No product, relative technical data, illustrations and information in the catalogue are binding for "Linea Light Group". "Linea Light Group" will not be held liable for any illustration, text and/or translation errors. More product characteristics are contained in the relative technical data sheets and instruction sheets. This catalogue is protected by copyright (law 22/04/1941 No. 633 and law 14/12/1942 No. 1485: this prohibits any reproduction, total or even partial). All values indicated in the catalogue are measured values. There is a +/- 10% tolerance for the flow, CCT and power data.

credits

Bosco Verticale Milan, Italy	Andrea Badoni	VII	FKT Venice, Italy	Enrico Maria Verni	212
Damac Tower Dubai, UAE	Damac	IX	Bloomingdale's Kuwait City, Kuwait	Romeo Productions	218
Agemar Athens, Greece	Nikos Daniilidis	XV	Harmont & Blaine Paris, France	Philippe Hugonnard	222
Al Rayyan Hotel Curio Collection by Hilton Doha, Qatar	Dow Photography	XXIII	Bralco @ Orgatec 2018 Cologne, Germany	IDF Design	228
Musée Les Arts Décoratifs Paris, France	N. Cardin	XXIX	La Tribuna Piacenza, Italy	Andrea Badoni	230
Raffles Institute Milan, Italy	Andrea Badoni	5	Intesa San Paolo Torino, Italy	Fabio Gambina	238
Barton Park Perugia, Italy	F16 Studio - Giuseppe Saluzzi	8	Talvoigtai Kirchzarten, Germany	Johannes Meger	240
Kronoplus Nicosia, Cyprus	Creative Photo Room	24	Cineca Bologna, Italy	Fabio Gambina	242
Ferro Wine Castelfranco V.to, Italy	Slow Photo	34	Pixartprinting Treviso, Italy	Corrado Covre	243
Showroom CopatLife Pordenone, Italy	EYE Studio	36	Endress+Hauser Italia Milan, Italy	Andrea Badoni	245
Corallo Lobster Bar Milan, Italy	Marco De Luca	44	Schirn Kunsthalle Frankfurt, Germany	Norbert Migueltz	246
Melia Hotel Petrovac, Montenegro	Milos Martinovic	52	Kronospan Headquarters Nicosia, Cyprus	Creative Photo Room	252
Calzaturificio Roveda Milan, Italy	Andrea Badoni	56	Raffles Design Institute Milan, Italy	Andrea Badoni	258
Nishiki Restaurant Milan, Italy	Antonio Buonsante	58	Kwerk Haussmann Parigi, Francia	Nicolas Cardin	260
Stanislavskij Theatre Moscow, Russia	WowHaus	66	Private house Valeggio sul Mincio, Italy	Francesca Parolin	268
Four Catania, Italy	Fabio Gambina	72	Ekiye Sporting Center Catania, Italy	Fabio Gambina	274
Museum Cavalcaselle Verona, Italy	Corrado Covre	90	Collestrada Perugia, Italy	F16 Studio - Giuseppe Saluzzi	280
Blanche Pasticceria Castello di Godego, Italy	Corrado Covre	96	Kronospan Headquarters Cypro, Cypro	Creative Photo Room	282
Piscine dello Stadio Terni, Italy	Fabio Gambina	100	Nishiki Restaurant Milan, Italy	Antonio Buonsante	286
Showroom Copatlife Pordenone, Italy	Eye Studio	108	Doulgerakis Residence Voula, Greece	Yannis Kontos	287
Marconi Square Jesolo, Italy	Corrado Covre	110	Residential Building Milan, Italy	Antonio Buonsante	305
EXPO 2015 Milan, Italy	Andrea Badoni	118	Residential Building Milan, Italy	Antonio Buonsante	310
Melia Hotel Petrovac, Montenegro	Milos Martinovic	132	Pixartprinting Quarto d'Altino, Italy	Corrado Covre	316
Private house Milan, Italy	Andrea Badoni	134	Endress+Hauser Italia Cernusco sul Naviglio, Italy	Andrea Badoni	344
Private house Milan, Italy	Andrea Badoni	136	Calzaturificio Roveda Milano, Italy	Andrea Badoni	352
Melia Hotel Petrovac, Montenegro	Milos Martinovic	141	Design Puro - Bhartiya Milan, Italy	Andrea Badoni	354
I Giardini del Sole Castelfranco Veneto, Italy	Arch. Enrico Scapinello	146	Design Puro - Bhartiya Milan, Italy	Andrea Badoni	362
Karcher Stuttgart, Germany	Brigida González	152	Pompea Store Milan, Italy	Andrea Badoni	366
Bloomingdale's Kuwait City, Kuwait	Romeo Productions	166	Ca' Grande Abano Terme, Italy	Studio Pointer	372
Bhartiya offices and showroom Milan, Italy	Andrea Badoni	170	Almar Hotel Jesolo, Italy	Studio Pointer	378
Nishiki Restaurant Milan, Italy	Antonio Buonsante	176	Les Arts Décoratifs Paris, France	Nicolas Cardin	382
Latvian Shipping Company Riga, Latvia	Klavs Loris	180	IFI Headquarters Athens, Greece	Giannis Kontos	384
Vince Showroom Paris, France	Nicolas Cardin	186	Krono Plus - Kronospan Nicosia, Cyprus	Creative Photo Room	396
Fondazione Cariverona Verona, Italy	Francesca Parolin	196	Hôtel-Restaurant Julien Fouday, France	Hattere Jean-Claude	412
Musée des Arts Decoratifs Paris, France	Nicolas Cardin	198	The River New York City, USA	ArchPhoto	417
Fondazione Cariverona Verona - Italy	Francesca Parolin	202	4-Spa Catania, Italy	Fabio Gambina	426

Watergate hotel Washington, USA	Laura Arnold	428	Ferro Wine Castelfranco Veneto, Italy	Studio Pointer	700
Almar Hotel Jesolo, Italy	Studio Pointer	436	Piazza Locate Varesio, Italy	Andrea Badoni	706
Villa San Gottardo Vittorio Veneto, Italy	Studio Pointer	442	Piazza Locate Varesio, Italy	Andrea Badoni	708
Almar Hotel Jesolo, Italy	Studio Pointer	446	Fire brigade museum Riga, Latvia	Gvido Kajons	712
The River New York City, USA	ArchPhoto	450	Ekipe Sports Centre San Giovanni la Punta, Italy	Fabio Gambina	718
Linea Light Showroom Castelminio di Resana, Italy	LLG	454	GV11 Dubai, UAE	Light Concept	723
Harmont & Blaine Store Venice, Italy	Corrado Covre	474	Alrayyan Hotel Doha, Qatar	Dow Photography	728
Pixartprinting Treviso, Italy	Corrado Covre	476	Agemar Athens , Greece	Nikos Daniilidis	737
Private residence Ekali, Greece	IFI Group	479	Via Broletto, ESA engineering Milan, Italy	Antonio Buonsante	744
Agemar HQ Treviso, Italy	Nikos Daniilidis	488	Via Broletto, ESA engineering Milan, Italy	Antonio Buonsante	756
Lilian Baylis London, UK	James French	496	Lilian Baylis London, UK	James French	764
GV11 Dubai, UAE	Light Concept	503	GV11 Dubai, UAE	Light Concept	766
Ferrowine Castelfranco V.to, Italy	Slow Photo	508	Market square Jaworzno, Poland	Bart Barczyk Photography	774
H-Farm Treviso, Italy	Studio Pointer	517	Mola Scorzè, Italy	Corrado Covre	780
H-Farm Treviso, Italy	Studio Pointer	520	Parliament Building Muscat, Oman	Adam Parker	787
Villa San Gottardo Vittorio Veneto, Italy	Studio Pointer	544	Exup Perugia, Italy	F16 Studio - Giuseppe Saluzzi	800
Private House Athens, Greece	Yannis Kontos	548	Piazza Locate Varesio, Italy	Andrea Badoni	806
Almar Hotel Jesolo, Italy	Studio Pointer	552	Private residence Sardinia, Italy	Arch. Enrico Campus	808
Private apartments Jesolo, Italy	Corrado Covre	556	Private villa Venice, Italy	Studio Pointer	822
Private residence Castelfranco V.to, Italy	Corrado Covre	568	EXPO 2015 Milan, Italy	Andrea Badoni	834
Kaiserlodge Innsbruck, Austria	Johannes Meger	572	GV11 Dubai, UAE	Light Concept	838
H-Farm Treviso, Italy	Studio Pointer	592	Hotel Manin Milan, Italy	Notorious Agency	866
Private Villa Athens, Greece	Yannis Kontos	624	NYX Hotel Milan, Italy	Andrea Badoni	869
Almar Hotel Jesolo, Italy	Studio Pointer	626	Euroluce 2015 Milan, Italy	Alice Baronio	874
Private House Castelfranco Veneto, Italy	Arch. Enrico Scapinello	630	Palazzo Vecchio Firenze, Italy	Lungimirante Studio	875
Private Villa Ermioni, Greece	Yannis Kontos	634	Private residence Greece	Yannis Kontos	892
H-Farm Treviso, Italy	Studio Pointer	644	Caramel Grecotel Boutique Resort Crete, Greece	Heinz Toll	895
Private house Treviso, Italy	Francesca Parolin	646	Private residence Greece	Yannis Kontos	902
Cineca Bologna, Italy	Fabio Gambina	653	Almar Hotel Jesolo, Italy	Studio Pointer	904
Light & Building Frankfurt, Germany	Notorious Agency	658	Sacmi Imola, Italy	Lorenzo Rinella	914
Barton Park Perugia, Italy	F16 Studio - Giuseppe Saluzzi	662	Timinis-store Limassol, Cyprus	Timinis Marketing Dept.	921
H-Farm Treviso, Italy	Studio Pointer	668	Nammos village Mykonos, Greece	Yannis Kontos	930
Metalco Treviso, Italy	Francesca Parolin	672	Kyriotis Athens, Greece	Alexandros Pimenidis	934
Metalco Treviso, Italy	Francesca Parolin	676	Belarus Pavilion - Expo 2015 Milan, Italy	Andrea Badoni	940
Exup Perugia, Italy	F16 Studio - Giuseppe Saluzzi	679			
Piazza della creatività Pesaro, Italy	Fabio Gambina	682			

linea light address

Linea Light HQ Italy

via della Fornace, 59 z.i.
31023 Castelmio di Resana (TV) - Italy
Phone: +39 0423 7868
Fax: +39 0423 786900
info@linealight.com

LightVillage Milano

Exhibition Area Only
via Morimondo, 26 int. 17G
20143 Milano - Italy
Phone: +39 02 36750915
Fax: +39 02 36750915
milano@lightvillage.it

Linea Light Roma

Via Stendhal, 22
00144 Roma - Italy
Phone: +39 06 5935106
info@linealightroma.com

Linea Light UK

Suite 109 - Business Design Centre
52 Upper Street - Islington N10QH
London - UK
Phone: +44 0203 6371983
info@linealight-uk.com

Linea Light France

Z.A. Heiden Est, 12 rue des Pays-Bas
68310 Wittelsheim - France
Phone: +33 389 75 52 23
Fax: +33 389 75 59 07
info@linealight.fr

Linea Light Deutschland

Aktienstraße 214
45473 Mülheim a.d. Ruhr - Germany
Phone: +49 208 299979-0
Fax: +49 208 299979-10
service@linealight.de

Linea Light Polska

ul. Wiosenna, 47
41253 Czeladz - Poland
Phone: +48 32 760 98 71
Fax: +48 32 760 98 76
biuro@linealight.com.pl

Linea Light Russia

105120, Moscow, Russia
Nizhnyaya Syromyatnicheskaya st. 10 b12,
office 7.3/1
Phone: +7 495 639 99 41
info@linealight.ru

Linea Light Spain

C/ Longares, 48
28022 Madrid - Spain
Phone: +34 653 881 578
info@linealigh.es

Linea Light USA - Inter Lux

3741 Commerce Drive
Suites 306-308
Baltimore, MD 21227 - USA
Phone: +1 410 381 1497
Fax: +1 410 381 1589
answers@inter-lux.com

Linea Light GCC

Jumeirah Lake Towers
JBC2 - 35th Floor Office 02 - Dubai - UAE
P.O. Box 125902
Phone: +971 4 4218275
Fax: +971 4 4218274
info@linealight.ae

Linea Light Asia - Pacific

N.7 Nanyi Huayuan Road Industry Avenue
528478 Xiaolan Town - Zhongshan City
Guangdong Province - China
Phone: +86 760 87618355
Fax: +86 760 87553990
info@linealight.cn

Linea Light Singapore

21 Kaki Bukit Place, 5th Fl.
Eunos Techpark Singapore
416199 Singapore
Phone: +65-6908 5758
info.sg@linealight.com

Art direction

Linea Light Group Marketing Dept.

Printed in Italy

August 2019