

10 YEARS
BIG WHITE EDITION

BIG WHITE 2018

A REASON TO CELEBRATE: THE NEW BIG WHITE 2018

Light is something wonderful: It helps us to give rooms a completely new appearance and set impressive highlights.

Our 10th anniversary issue of BIG WHITE 2018 is also a special highlight. For this reason we are particularly delighted to present the current SLV product range and many new lighting solutions for you. We can promise this: You will definitely find a great deal of inspiration for unique lighting ideas with proven quality.



INTERNATIONAL SALES

Monday to Friday:
08.00 – 18.00

Phone number:
+49 (0) 2451 4833 - 355

Fax number:
+49 (0) 2451 4833 - 179

E-mail:
export@slv.de

TECHNICAL CUSTOMER SERVICE

Monday to Thursday:
08.00 – 17.00

Friday:
08.00 – 14.30

**Phone number for
Tech. Customer Service / Returns:**
+49 (0) 2451 4833 - 600

Fax number:
+49 (0) 2451 4833 - 519

E-mail:
service@slv.de

PICK-UP WAREHOUSE

Monday to Thursday:
08.00 – 16.30

Friday:
08.00 – 14.00

Pick-up warehouse phone numbers:
+49 (0) 2451 4833 - 361
+49 (0) 2451 4833 - 362

Fax number:
+49 (0) 2451 4833 - 369

E-mail:
abholer@slv.de

HEADQUARTERS

SLV GmbH
Daimlerstrasse 21-23
D-52531 Uebach-Palenberg, Germany

Monday to Friday:
08.00 – 18.00

Head office phone number:
+49 (0) 2451 4833 - 0

slv.com

LOGISTIC CENTRE

SLV GmbH
Werkstrasse 8-10
D-52531 Uebach-Palenberg, Germany

CUSTOMER SATISFACTION

SLV strives with excellent customer service and performance in execution and delivery towards to fulfilling and exceeding your expectation! Our dedicated team is available for you personally!

Call us (+49 (0) 2451 4833 - 355), contact us by email (export@slv.de) or order directly at our website slv.com.
We are looking forward to enlighten your project!

CUSTOMER INFO

Please also note our return guidelines and repair conditions, which can be found on our website at slv.com/en-de/service/downloads.

Provided that no other agreements exist, our general business terms and conditions apply to all deliveries and services. These can be found on our website at slv.com/en-de/general-terms-and-conditions.

TIME TO DISCOVER SOMETHING NEW. ALWAYS GOOD.

INNOVATIVE SOLUTIONS FROM SLV.


We are pleased to be able to present more than 500 new products to you in BIG WHITE 2018. Inspired by the latest design and technology trends, we will show you how to make rooms and environments shine in a new light.

Our portfolio combines decorative elements and outstanding functionality – plus clever networking solutions for controlling luminaires and other technical components. With us you can always rely on tested quality, rapid delivery and fair prices. We hope you have lots of fun on your trip of discovery.



2017

MORE WHITE



2018

BIG WHITE



MORE WHITE

SLV – WITH US YOU’LL SEE THE LIGHT. YOU CAN EXPECT THE FOLLOWING FROM US:

Light is unbelievably versatile. We would like to share the many possibilities that it provides you with. We turn light into a totally new experience – not just when rooms are designed but also in terms of service, fast delivery, high quality and fair prices.

We are your reliable partner when it comes to special light experiences. Why should you choose us? Read here to see why:



WE THINK IN THE LONG TERM. MAXIMUM QUALITY FOR FUTURE-PROOF SOLUTIONS.

We would like you to reap the benefits of our products for a long time. For this reason we use the highest quality standards – from idea development with designers from all over Europe to our test laboratories in Übach-Palenberg and Shanghai, where all of our products are thoroughly tested. Most of our product development takes place in Germany, supported by our subsidiaries in Asia and the USA.

As far as we are concerned, thinking in the long term also means continuously developing our products and working on new solutions when it comes to adapting new technologies and standards, for example; intelligent controlling and networking of devices. Regardless of what your requirements are: With us the future is bright as far as lighting is concerned.



WE KEEP IT SIMPLE.
YOUR RELIABLE PARTNER FROM
SELECTING THE PRODUCT TO USING IT.

If you decide to use our products, no question should be unanswered. For this reason, we are available by phone or e-mail to help you to select the right products or deal with any concerns you might have. As soon as you have completed your order, our logistics centre kicks in at full

speed. We will deliver your products within 24 hours within Germany, and within 48 hours in many other European countries. This is possible because 98% of our products are always in stock – therefore reaching you quicker.



WE ARE FAIR.
PRICE AND PERFORMANCE IN PERFECT HARMONY.

We know that light can make any environment more attractive. This is why we want to provide everyone with the right lighting solution. From simple, low-cost luminaires to extendable luminaire systems, with us you create an individual light experience.

At a fair price. In short: With us you combine high quality, the latest design, maximum delivery performance and future reliability at a price that meets your requirements.

WITH US, DESIGN IS CREATED FROM PASSION.

Aesthetics is our middle name at SLV. Collaboration with our in-house design team and cooperation with well-known product designers and leading technology partners leads

to the creation of innovative products within our company. Be it classical, modern or trend-oriented – everybody will find what they are looking for here.




ANDREAS ROBERTZ

"If you do what you always did, you will get what you always got." -Albert Einstein

CARSTEN WITSCH

"Form, function, processing and ease of use should be harmonious in a product. Good design is characterized not only by the appearance of the products, but also by its functionality."



DAVID MORGAN

"Excellent light quality from innovative, distinctive and attractive luminaire designs."






JOHAN CARPNER

"I would like to challenge the common ways to express a design, a product without being odd. My goal is to look at the design history and try to be the next step. We are in a time of new possibilities in technology and manufacturing that makes this an interesting era of design."

JOHANNES TOMM

"Design is not the solution, but makes it much more enjoyable"



MARKUS BECKER

"A good design is easy!
It is easy to understand.
It is easy to use.
And It's easy to get."



SUSANNE UERLINGS

Susanne Uerlings designs products which are more than simple everyday items, they have a high emotional value.

VINCENT DE SMEDT

"A brand is a story, the product it's hero."



OUR MATERIALS

UNIQUE AND INDIVIDUAL.

EACH ITEM IS UNIQUE.



Because a special manufacturing process is used, each of our luminaires has an individual structure. The models made from concrete are an unusual living accessory.

CREATIVE ALL-ROUNDER.



DIY enthusiasts take note: The SLV plaster luminaires allow you to design in accordance with your personal taste under the motto of "DESIGN YOUR HOME". The plaster is a great material for painting on, wallpapering over or bonding to.

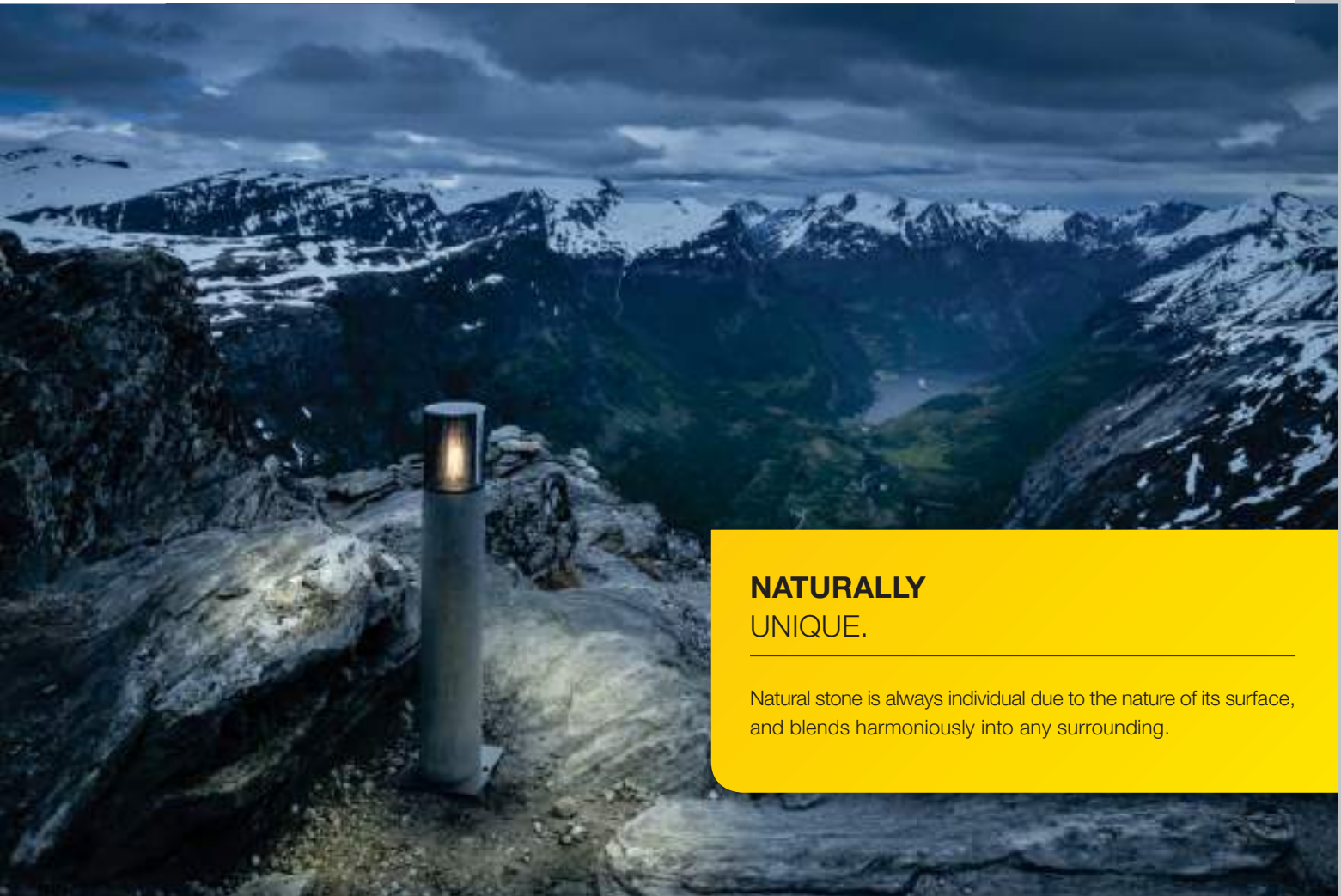
LET'S GO OUTSIDE.



Due to their corrosion resistance, our stainless steel luminaires can even be used without problems in coastal areas and are frequently used as in-ground fittings.

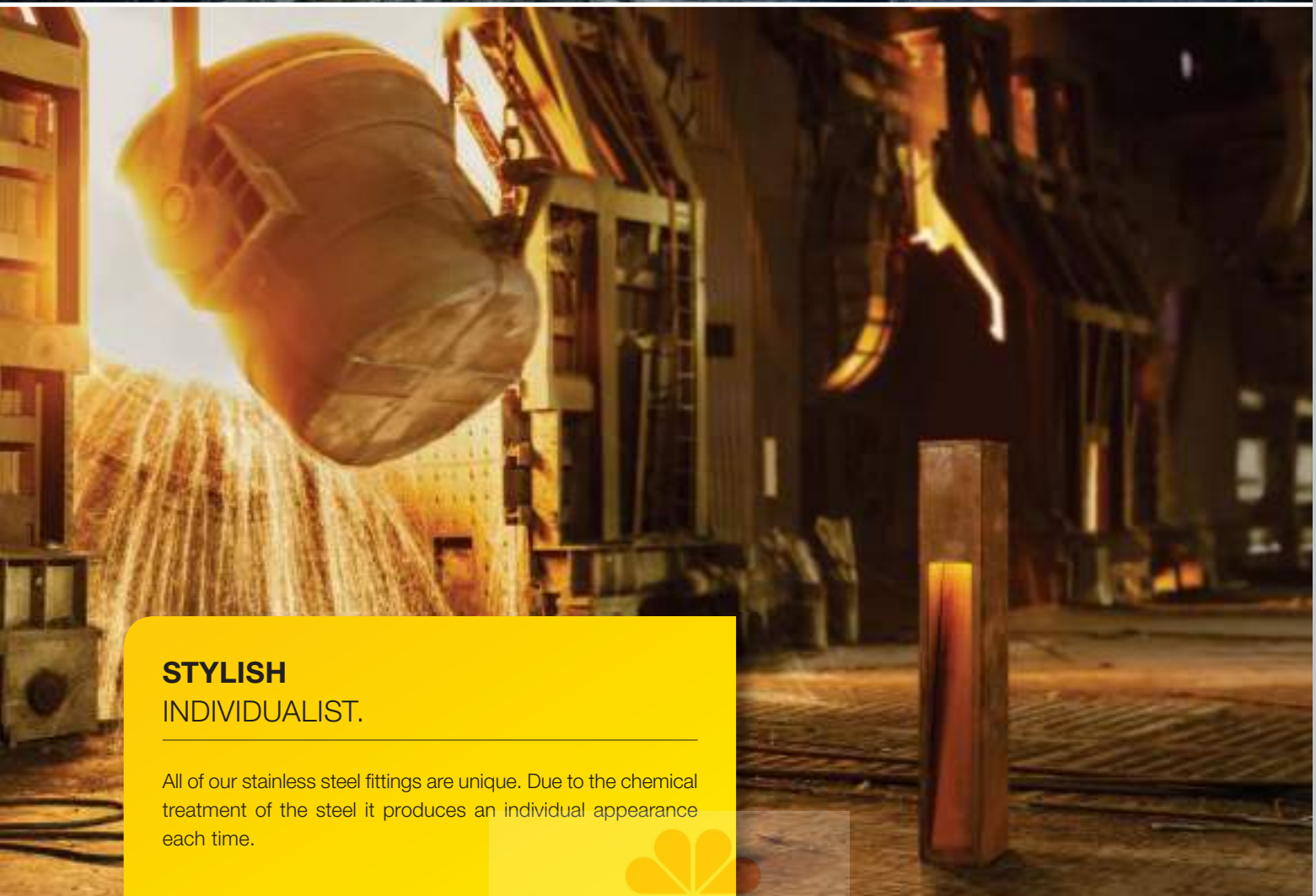
CLASSIC MEETS MODERN.

Wood is an unbelievably versatile material. It has a sophisticated effect, high-quality and it never loses its uniqueness.



NATURALLY UNIQUE.

Natural stone is always individual due to the nature of its surface, and blends harmoniously into any surrounding.



STYLISH INDIVIDUALIST.

All of our stainless steel fittings are unique. Due to the chemical treatment of the steel it produces an individual appearance each time.



CREATE YOUR INDIVIDUAL LIVING AREA
LUMINAIRE

mix-match.slv.com

SLV FENDA. MIX & MATCH.



LIGHTING SYSTEM FOR TABLE LAMPS, STAND LAMPS, PENDANTS, CEILING LIGHTS AND TRACK SYSTEMS

CREATE YOUR OWN EMPHASIS.


Your lighting should be just as individual as your home. Table lamps, floor stands, pendants and ceiling lights can be individually created using the FENDA MIX & MATCH system. Thanks to the wide range of colours and materials, the only limit to your imagination is the height of the room.

CREATIVE WITH SYSTEM.

As well as our lampshades in many different colours, you will find a wide variety of lamp bases, pendant hanging systems and canopies, which can be combined in a flexible way. This provides a great deal of freedom for new design ideas. Be it lacquered, made from aluminium, glass, chrome or concrete – any luminaire is given a high-quality, individual look.

VARIETY ON THE SCREEN.

Want something new? Lampshades can be changed quickly without tools using the FENDA MIX & MATCH system. Choose from different colours and materials and create a new atmosphere in an instant – whatever you fancy or in accordance with the room environment.





DIM TO WARM – IT'S ALL ABOUT THE SETTINGS.

The lighting atmosphere can be set in an uncomplicated way via our luminaires with “Dim to Warm” capability. You can choose the tones of the kelvin temperature. If you need bright working light, start with a colour temperature of 3000 K.

If you would like a warmer light for a cosy atmosphere, dim down to 2000 K – Dim to Warm! All of this is infinitely variable and completely flicker-free.

TIME TO GET COSY.

MAKE IT THROUGH
THE DAY WITH LIGHT.



2000K-3000K



IN WORK MODE.



2000K-3000K



dim-to-warm.slv.com



SLV VALETO® APP
FOR MORE COMFORT



SMART ENERGY SAVING
FOR MORE COST-EFFECTIVENESS



NEW SENSORS
FOR MORE RELIABILITY

SLV VALETO® SMART HOME SYSTEM.

The ideal solution for wireless operation and monitoring in your home for the ultimate safety and comfort.

EVERYTHING UNDER CONTROL: CONTROL YOUR SMART HOME.

No more need for the light switch: With the SLV VALETO® SMART HOME SYSTEM you can now conveniently control light and other electrical components using your remote control or Smartphone – from individual lights to entire rooms and even entire living environments. The modular system

makes it child's play to add more components or reconfigure. The system is based on an established, future-proof system standard (ZigBee®), which provides maximum flexibility and compatibility with current or future components.

CAN BE EXTENDED WITH VALETO® ACCESSORIES



A smart system for all luminaires. Regardless of whether a Smart Home solution from another provider is already being used or conventional lights are to be made smart: This is easy to implement with the accessories from the VALETO® SMART HOME SYSTEM. It's child's play to retrofit an existing

Smart Home system with VALETO® lamps. The control modules, sensor and controls of the VALETO® SMART HOME SYSTEM also require a complete retrofit of all luminaires by experienced experts.



LIGHTING SYSTEMS.

Available:

Lamps

Coming soon: Luminaires



COMMUNICATION.

Gateway, remote-operated control module for existing luminaires (SLV VALETO® Box)

Coming soon: Internet Getaway



SENSORS.

Door closed sensor, motion sensor

Coming soon: Smoke detectors, water leak sensors



CONTROL ELEMENTS.

Available:

Remote control

Coming soon: App

DASAR[®] PREMIUM

INGROUND FITTINGS

HARD-WEARING – EASY TO INSTALL

Luminaire cover glass made from

 **PERLUCOR[®]**


5x HARDER

100x MORE SCRATCH RESISTANT

PERMANENTLY TRANSPARENT



































LUSTROGRAD
ОПТОВЫЕ ПРОДАЖИ СВЕТИЛЬНИКОВ



dasar.slv.com





NEW PRODUCTS	0020 - 0037
 The new SLV products in BIG WHITE 2018	0020 - 0037
INDOOR	0038 - 0635
      	Mix & Match..... 0038 - 0069 Table lamps 0070 - 0085 Mobile luminaires and floor stands..... 0086 - 0105 Pendants 0106 - 0191 Wall lights 0192 - 0281 Ceiling lights 0282 - 0333 Wall and ceiling lights 0334 - 0389
    	240V track, 1-circuit..... 0390 - 0419 240V track Easytec® II..... 0420 - 0433 240V track, 3-circuit..... 0434 - 0481 240V track, D-track..... 0482 - 0489 Low-voltage cable system and glass cabinet track..... 0490 - 0509
	Recessed fittings..... 0510 - 0635
OUTDOOR	0636 - 0849
    	Mobile luminaires and floor stands..... 0636 - 0693 Spot 0694 - 0733 Wall lights 0734 - 0786 Ceiling lights 0787 - 0796 Wall and ceiling lights 0797 - 0803
  	Recessed wall lights..... 0808 - 0818 Recessed ceiling lights 0819 - 0823 Inground fittings 0824 - 0849
SAFETY SOLUTIONS	0850 - 0861
	Safety solutions..... 0850 - 0861
PROFILE SOLUTIONS	0862 - 0891
  	Surface-mounting profiles 0866 - 0891 Surface-mounting and pendant profiles 0879 - 0882 Recessed profiles..... 0883 - 0890
LED STRIPS AND LIGHT BARS	0892 - 0919
 	LED strips..... 0896 - 0916 Light bars 0917 - 0919
SLV SMART HOME SOLUTIONS	0920 - 0951
	Overview..... 0920 - 0923 SLV EASY LIM®..... 0924 - 0925 SLV COLOR CONTROL 0926 - 0929 SLV KELVIN CONTROL..... 0930 - 0936 SLV BLUETOOTH® CONTROL..... 0937 SLV CONTROL BY TRUST 0938 - 0945 SLV VALETO® SMART HOME SYSTEM 0946 - 0951
ACCESSORIES	0952 - 0969
	Accessories 0952 - 0969
LAMPS	0970 - 0995
	General 0970 - 0973 LED lamps 0974 - 0991 Fluorescent lamps..... 0992 - 0995
LUMINAIRE FAMILIES AND INDEX	0996 - 1024
 A-Z 0-9	The SLV luminaire families 0996 - 1010 Numerical 1011 - 1020 Alphabetical 1021 - 1024

WE CREATE AN ATMOSPHERE.

OUR NEW PRODUCTS.

You'll always have your finger on the pulse of the times with SLV products. Because we continuously develop the latest trends. For example, what about a decorative luminaire for the home, representative areas or gastronomy? Our new products conjure up a special atmosphere in any environment.






NEW

155562 + 1000580

48 + 60



155808 + 156166

42 + 58

INDOOR
Mix & Match

FENDA BOW BASIS
E27



0045

FENDA
Glass lamp base, E27



0042

FENDA
Glass cylinder



0050

FENDA
Glass shade



0051

FENDA
Ø 40 cm



0057

FENDA
Ø 40 cm, round



0052

FENDA
Grid shade



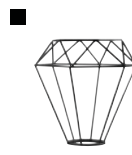
0055

FENDA
Grid shade



0055

FENDA
Grid shade



0053

FENDA
Mesh shade



0056

FENDA
Ø 15cm, conical



0058

FENDA
Ø 30cm/40cm, conical




0058

FENDA
Ø 70 cm



0060

MANA
base



0061

MANA
base



0061

MANA
base



0061

MANA
Shade



0062

MANA
Shade



0062

MANA
Shade



0062

MANA
Shade



0063

FITU
E27



0065

FITU
E27



0065

FITU
E27



0067

FITU
E27



0064



156277 78



INDOOR
Table lamps

VINCELLI D



0078

INDOOR
Mobile
luminaires and
floor stands

KALU



0094

KALU



0094

KALU



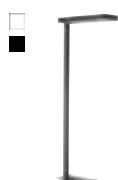
0095

KALU



0095

DALI WORKLIGHT



0105

LIGHT PIPE 60



0097

LIGHT PIPE 90




0097

LIGHT PIPE 140



0097



1000782 135

INDOOR Pendants

BELA 40/60 0115	WAVE 25/45 0133	PLASTRA 0135	SPHERA 45/75 0120	WORKLIGHT 0179	LONG GRILL 0159	VINCELLI D 0121
ANELA 0159	LIGHT PIPE 60 0117	LIGHT PIPE 90 0117	HELIA 30/40/50 0118			
LYNAH 0181	PARA FLAC 0187	PARA BOWL 0187				



1000635 243

INDOOR
Wall lights

ANELA	DORISA	DORISA	DORISA	WAVE 25/45	SOLID CUBE QT14	ASSO
0216	0223	0223	0224	0227	0229	0243

LOGS IN	LIGHT EYE 150	LYNAH	ENOLA_B	KARPO	Q-LINE
0249	0254	0255	0257	0260	0271

VINCELLI D	VINCELLI D
0222	0222

PLASTRA	PLASTRA	PLASTRA	PLASTRA	PLASTRA QPAR111
0232	0258	0232	0233	0234



148005 301

INDOOR
Ceiling lights

ANELA <input type="checkbox"/>  0294	ENOLA_C <input type="checkbox"/>  0308	SUPROS 78 <input type="checkbox"/>  0295	OCCULDAS 13 <input type="checkbox"/>  0297	PLASTRA <input type="checkbox"/>  0301	MEDO 30/40 <input type="checkbox"/>  0319	MEDO 60 <input type="checkbox"/>  0321
PLASTRA <input type="checkbox"/>  0312	PLASTRA <input type="checkbox"/>  0312	RASTO <input type="checkbox"/>  0328	RASTO <input type="checkbox"/>  0328	RASTO <input type="checkbox"/>  0329	RASTO <input type="checkbox"/>  0330	





1000632 338

INDOOR
Wall and ceiling lights

AIR INDI 22



0338

SIMA



0378

SIMA



0379

LIPSY 36/50 M
KELVIN CONTROL



0372

LIPSY 36/50 S
KELVIN CONTROL



0372

N-TIC SPOT
QPAR51



0340

HELIA



0343

HELIA



0343

TOTHEE



0356

REVILO



0356

KALU



0360

KALU



0360

KALU



0361

KALU



0361

KALU



0362

KALU



0362

KALU
QPAR111



0369

KALU
QPAR111



0369

KALU
QPAR111



0369

LONG GRILL



0389

BENA

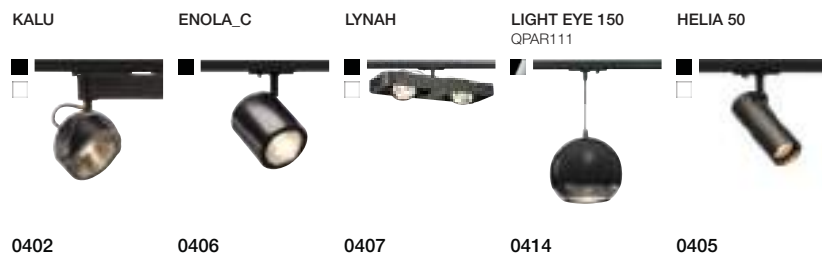


0386



139100 496

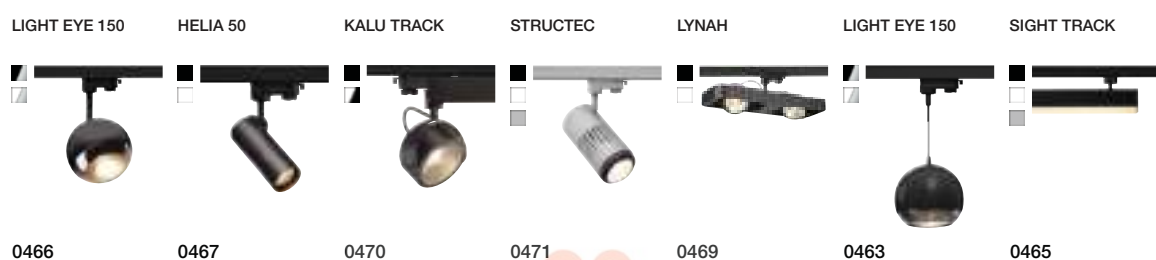
INDOOR
240V track,
1-circuit




INDOOR
240V track
Easytec® II



INDOOR
240V track,
3-circuit





153614 465

INDOOR
240V track,
D-track

REVILO



0486

TOTHEE



0487

INDOOR
Glass cabinet
low voltage track

M-TRACK
Flat light



0502

M-TRACK
Adjustable light



0502

DISPLAY FITTING
Spot down



0509

INDOOR
TENSEO low
voltage cable
system

CABLE FITTING
QR-C51



0494

SALUNA
QR-C51



0497

COSMIC
QR-C51



0495

SYROS
QR-C51



0496

COMET
QR-C51



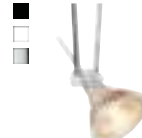
0497

QRB
QR111



0496

TELESKOP
QR-C51



0494



1000813 + 1000811

159





117371

584

INDOOR
Recessed fittings

KAMUELA



0544

KAMUELA ECO




0544

VERLUX



0546

PIKA QPAR51



0557

TRITON MINI



0559

KAHOLO E27



0589

ANINDA



0572

ILU



0590

ALAMEA



0613

COB LED MODULE for AIXLIGHT® Pro



0635

OCCULDAS 13



0584

KARPO



0592

MEDO 30/40



0607

MEDO 30/40



0607

I-VIDUAL



0603

RASTO



0606

RASTO




0606



115900 590





231245 647

OUTDOOR
Mobile
luminaires and
floor stands

ADEGAN MANILA
E27



0647

PHOTONIA



0645

PHOTONIA



0649

MOLAT
E27



0646

HELIA



0651

PHOTONIA
E27



0657

LISENNE 40/70



0652

APONI 90/120



0653

POLE PARC 90



0693

BENDO



0659

LIGHT PIPE 60



0655

LIGHT PIPE 90




0655

LIGHT PIPE 140



0655

H-POL
Single/Double



0656

OUTDOOR
Spot

NAUTILUS
QIPAR51



0709

HELIA



0698

DISOS




0720

VANO WING



0731



1000682 653

OUTDOOR
Wall lights

BENDO



0780

APONI



0733

POLE PARC
UP/DOWN



0768

POLE PARC DOWN



0768

PHOTONIA



0773

MOLAT
E27



0779

TODAY



0783

TODAY



0783

OUT-BEAM
QT-DE12



0755

BIG THEO



0765

BIG THEO
UP/DOWN



0765

OUTDOOR
Ceiling lights

MOLAT



0803

POLE PARC



0787

BIG THEO



0792

PHOTONIA



0794

OUTDOOR
Wall and
ceiling lights

AINOS



0799

OUTDOOR
Wall/ceiling/
inground
luminaires

BRICK



0813

KINI



0819

GIMBLE OUT 150



0837



1000458 872

SAFETY SOLUTIONS

KAMUELA	KAMUELA ECO
0861	0861

LED PROFILES

GRAZIA 10	GRAZIA 10	GRAZIA 20	GRAZIA 20
0872	0870	0873	0875

LED STRIPS AND LIGHT BARS

PROFILE STRIP STAND, 24V	DELFD	DELFD
0913	0918	0919

SMART HOME SOLUTIONS
BLUETOOTH® CONTROL, SLV CONTROL BY TRUST, SLV VALETO® SMART HOME SYSTEM

BLUETOOTH® DIMMER MODULE	1-10V DIMMER MODULE	LED MODULE for QR-C51	LED QPAR111 9.5W	WATER LEVEL SENSOR	SMOKE DETECTOR
0937	0945	0949	0948	0950	0950



1000585 + 1001038 65 + 986

ACCESSORIES

TEXTILE CABLES
5 m



0964

TEXTILE CABLES
10 m



0964

SWITCH



0965

PLUG



0965

IP44 PLUG



0965

GU10 SOCKET
with connection box



0967

LAMPS

LED QPAR51
5.5W



0976

LED MODULE
for QR-C51



0990

LED QPAR111
10W



0982

LED QPAR111
7.3W



0983

LED QPAR111
6.5W



0982

LED QPAR111
9.5W



0982

LED QR111
9W



0981

LED E27
7W



0986

LED E27
9W




0987

FOR CREATIVE INDIVIDUALISTS.

THE SLV MIX & MATCH SYSTEM.

MIX & MATCH is a clever solution, due to the combination of luminaires that can be changed time and time again. The system makes it possible to easily put together table lamps, floor stands, pendants and ceiling lights with a wide range of high-quality finishes and colours – to suit the style of furnishing and the current atmosphere.





155562 + 156938

48 + 50

155690 + 156938

43 + 50





155490 + 1000580 47 + 60





155562 + 1000772

48 + 51

MIX & MATCH SYSTEM

 0042	 0043	 0044	 0044	 0045	 0046	 0047	 0048
 0048	 0049	 0050	 0051	 0052	 0053	 0055	 0055
 0056	 0057	 0058	 0058	 0058	 0059	 0059	 0059
 0060	 0061	 0061	 0061	 0062	 0062	 0062	 0063
 0064	 0065	 0065	 0067	 0067			

FENDA
Glass lamp base

E - A++



NEW



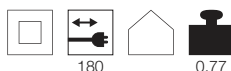
- Sophisticated smoked glass look
- Can be flexibly integrated

Products available in these colours and variants

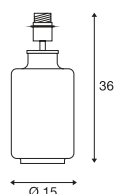


Product details

230V ~50Hz
Material: Steel/glass



Line drawing



Note

2 pin plug and switch

Lamp details

40W max.
optional: LED TC(...)SE QA60

Recommended LED lamp

LED E27 4.8W 330°
2700K 470lm EEL=A++
5kWh/1000h
Item no. 560752 |



Valeto E27 9.6W
2700K-6500K 900lm EEL=A+
10kWh/1000h
Item no. 420051 |



Variant	Item no.
E27 A60 ■ smoked glass	155808



155808 + 156165 42 + 58



155690 + 156160

43 + 58

FENDA

Lamp base, E27

E - A++



- Modern design
- Made from stable concrete

Products available in these colours and variants



1000



Product details

230V ~50Hz
Material: concrete

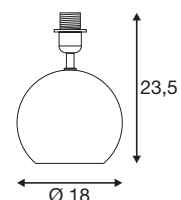


180



2.1

Line drawing



Note

2 pin plug and switch

Lamp details

40W max.
optional: LED TC(...)SE QA60

Recommended LED lamp

LED E27 4.8W 330°
2700K 470lm EEL=A++
5kWh/1000h
Item no. 560752 |



Valeto E27 9.6W
2700K-6500K 900lm EEL=A+
10kWh/1000h
Item no. 420051 |



Variant	Item no.
E27 A60 ■ grey	155690

FENDA
Lamp base

E - A++



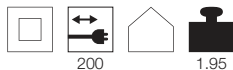
- Conservative design
- Puts the focus on the lampshade
- For versatile furnishing styles

Products available in these colours and variants

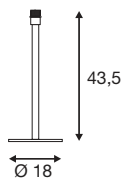


Product details

230V ~50Hz
Material: Steel



Line drawing



Note

Euro plug

Lamp details

60W max.
optional: LED TC(...)SE QA60

Recommended LED lamp

LED E27 4.8W 330°
2700K 470lm EEL=A++
5kWh/1000h
Item no. 560752 |



Valeto E27 9.6W
2700K-6500K 900lm EEL=A+
10kWh/1000h
Item no. 420051 |



Variant	Item no.
E27 A60	
■ black	155780
E27 A60	
■ brushed metal	155785

FENDA
Lamp base

E - A++



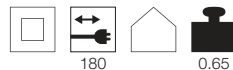
- Minimalist design
- For modern living and working rooms

Products available in these colours and variants

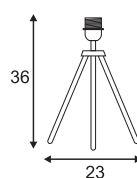


Product details

230V ~50Hz
Material: Steel



Line drawing



Note

2 pin plug and switch

Lamp details

40W max.
optional: LED TC(...)SE QA60

Recommended LED lamp

LED E27 8.5W
2700K 806lm EEL=A+
10kWh/1000h
Item no. 560161 |



Valeto E27 9.6W
2700K-6500K 900lm EEL=A+
10kWh/1000h
Item no. 420051 |



Variant	Item no.
E27 A60	
■ black	155540
E27 A60	
■ chrome	155542





1000763 + 1000764

45 + 57

FENDA BOW BASIS
E27

E - A++



- Modern eyecatcher in the room

Products available in
these colours and variants

1000



Product details

230V ~50Hz
Material: Steel
Product dimensions: L: 165 cm W: 37 cm H:
225 cm



200



22

180°

90°

Note

Euro plug
Foot switch in cable
Maximum shade weight 900g

Lamp details

40W max.
optional: LED E27 TC(...).SE

Recommended LED lamp

LED E27 7W 360°
2000K 800lm EEL=A+
7kWh/1000h
Item no. 1001035 |



Valeto E27 9.6W
2700K-6500K 900lm EEL=A+
10kWh/1000h
Item no. 420051 |



Variant	Item no.
E27 A60 ■ chrome	1000763

FENDA

Lamp base, E27

E - A++



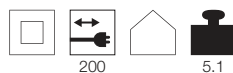
- Straight-lined design
- For versatile furnishing styles
- Convenient operation using foot switch

Products available in these colours and variants




Product details

230V ~50Hz
Material: Steel



Line drawing



Note

Euro plug
Foot switch in cable

Lamp details

60W max.
optional: LED TC(...)SE QA60

Recommended lamp

LED E27 5W 330°
2000K 500lm EEL=A+
5kWh/1000h

Item no. 560741 |



Variant	Item no.
E27 A60	
■ black	155790
E27 A60	
■ brushed metal	155795

155790 + 156122

46 + 59





155492 + 156166

47 + 58

FENDA

Floor stand, E27

E - A++



- Conservative basic design
- For minimalist ambience

Products available in these colours and variants



Product details

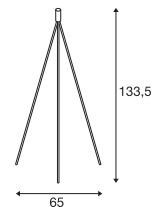
230V ~50Hz
Material: Steel



330

1.8

Line drawing



Note

Euro plug
Switch on the socket

Lamp details

40W max.
optional: LED TC(...)SE QA60

Recommended LED lamp


LED E27 8.5W
2700K 806lm EEL=A+
10kWh/1000h
Item no. 560161 |



Variant	Item no.
E27 A60	
■ black	155490
E27 A60	
■ chrome	155492

FENDA
Pendant suspension E27

E - A++



- Straight-lined design
- Classic closing-off with ceiling plate
- For versatile furnishing styles

Products available in these colours and variants

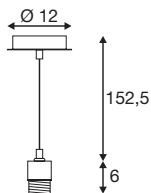


Product details

230V ~50Hz
Material: Steel/plastic



Line drawing



Lamp details

60W max.
optional: LED TC(...)SE QA60

Recommended LED lamp


LED E27 8.5W
2700K 806lm EEL=A+
10kWh/1000h
Item no. 560161 |



Variant	Item no.
E27 A60	
■ black	155560
E27 A60	
□ white	155561
E27 A60	
■ chrome	155562

FENDA
Pendant suspension E27

E - A++



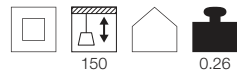
- Minimalist design
- Modern closing-off with open cable end
- For reduced furnishing style

Products available in these colours and variants

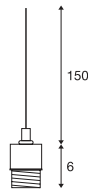


Product details

230V ~50Hz
Material: Steel/plastic



Line drawing



Note

Mix & Match accessories can be found on page 0068-0069.

Lamp details

60W max.
optional: LED TC(...)SE QA60

Recommended LED lamp

LED E27 4.8W 330°
2700K 470lm EEL=A++
5kWh/1000h
Item no. 560752 |
10kWh/1000h



Variant	Item no.
E27 A60	
■ black	132660
E27 A60	
□ white	132661
E27 A60	
■ chrome	132662





155560 + 156212

48 + 58

FENDA

Ceiling plate, E27

E - A++



- Timeless, elegant design
- Can be integrated in any furnishing style

Products available in these colours and variants



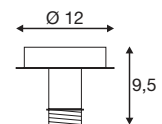
Product details

230V ~50Hz
Material: Steel



0.3

Line drawing



Lamp details

60W max.
optional: LED TC(...)SE QA60

Recommended LED lamp

LED E27 8,5W
2700K 806lm EEL=A+
10kWh/1000h
Item no. 560161 |



Variant	Item no.
E27 A60	
■ black	155550
E27 A60	
□ white	155551
E27 A60	
■ chrome	155552

FENDA

Glass shade



NEW

- Modern glass shade
- Smoked glass look for discreet lighting

Products available in these colours and variants



1000



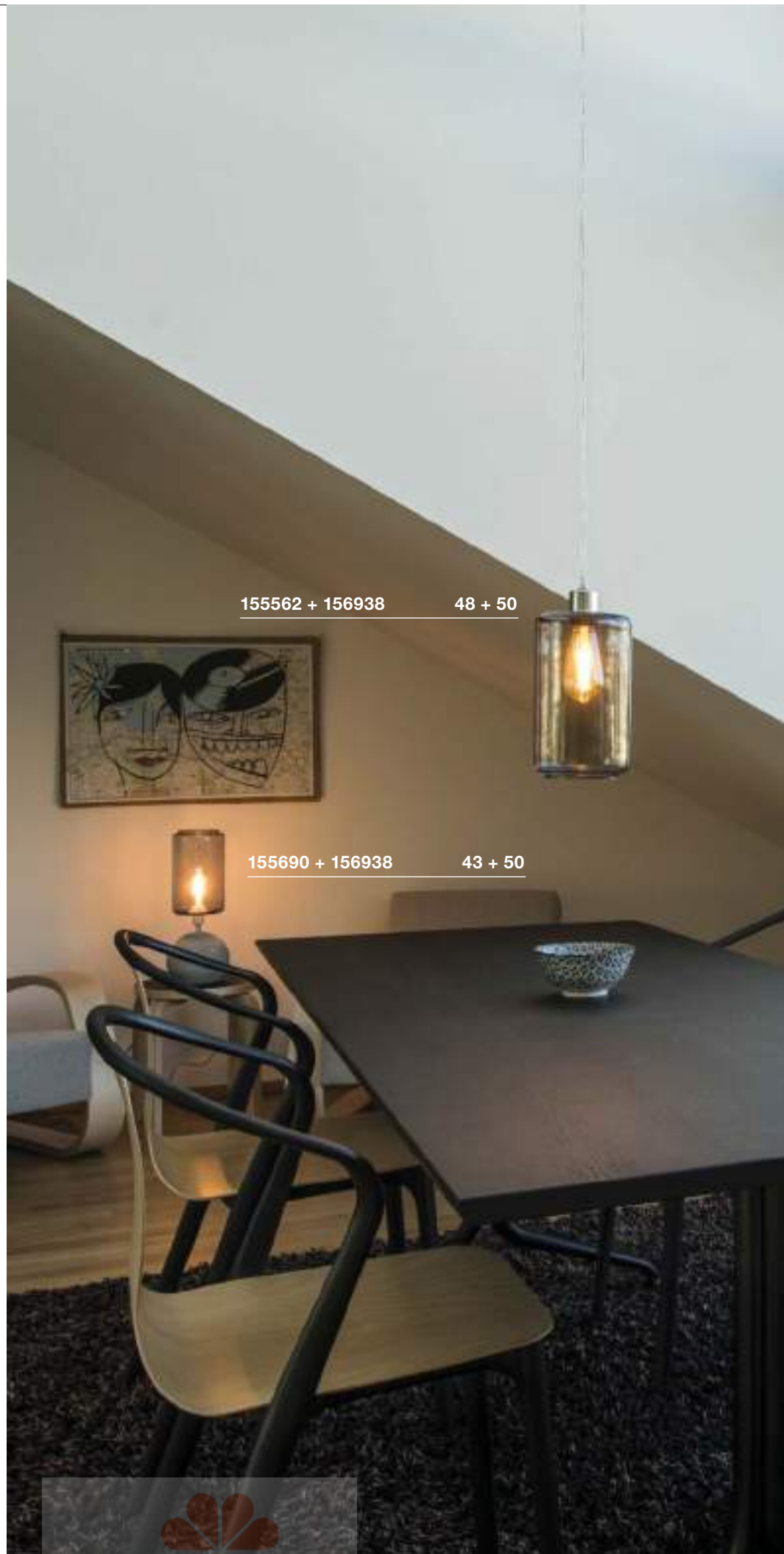
Product details

Material: Glass

Product dimensions: Ø: 15 cm H: 26 cm



0.85



155562 + 156938

48 + 50

155690 + 156938

43 + 50

Variant	Item no.
■ smoked glass	156938



155561 + 1000771

48 + 51

FENDA

Glass shade



NEW

- Sophisticated glass shade for modern furnishing

Products available in these colours and variants



1000



Product details

Material: Glass

Product dimensions: Ø: 12.5 cm H: 20 cm



0.85



155490 + 1000771

47 + 51

155540 + 1000773

44 + 51

Lamp details

40W max.

Variant	Item no.
red	1000771
green	1000772
smoked glass	1000773



FENDA
Ø 40 cm, round



NEW


- Industrial look
- Generous design
- Lamp shade lacquered in white on the inside

Products available in these colours and variants



Product details

Material: Aluminium
Product dimensions: Ø: 40 cm H: 25 cm



Variant	Item no.
■ black	156090
■ white	156091
■ grey	156095



FENDA
Grid shade



NEW

- Reduced industrial look
- Conical diamond shape
- Puts the focus on the lamp

Products available in these colours and variants



1000



Product details

Material: Metal

Product dimensions:

L: 20.5 cm W: 18 cm H: 20.5 cm D: 20.5 cm



0.25



155780 + 156950

44 + 53

155790 + 156950

46 + 53

Variant

■ black

Item no.

156950



155560 + 156960

43 + 53

155780 + 156950

44 + 53



15540 + 156970

44 + 55

FENDA
Grid shade



NEW

- Industrial look with straight design
- Minimalist grid design
- Puts the focus on the lamp

Products available in these colours and variants



Product details

Material: Metal
Product dimensions:
Ø: 14 cm H: 24 cm D: 24cm



0.21

FENDA
Grid shade



NEW

- Industrial look with round design
- Minimalist grid design
- For the modern furnishing style

Products available in these colours and variants



Product details

Material: Metal
Product dimensions:
Ø: 17.5 cm H: 18.5 cm D: 18.5cm




0.33

Variant	Item no.
■ black	156960

Variant	Item no.
■ black	156970

FENDA
Mesh shade



NEW

- Modern screen look
- Classic round, straight design

Products available in these colours and variants



1000


Product details

Material: Metal

Product dimensions: Ø: 15 cm H: 28 cm



0.42



155562 + 156920

48 + 56



155785 + 156920

44 + 56

Variant	Item no.
■ black	156920



1000763 + 1000764

45 + 57

FENDA



NEW

- Modern eyecatcher in the room

Products available in these colours and variants



1000



Product details

Material: Plastic PMMA

Product dimensions: Ø: 40 cm H: 36 cm



0.5

Lamp details

40W max.

Variant	Item no.
<input type="checkbox"/> white	1000764

FENDA

- Classic **conical** textile shade
- Modern colours, discreet lighting

Products available in these colours and variants



Product details

Material: Textile/PS



FENDA
Ø 15 cm, conical



NEW

FENDA
Ø 30 cm, conical



NEW

Note

Can be used either way up due to rotating attachment

FENDA
Ø 45 cm, conical



NEW

Note

Can be used either way up due to rotating attachment

Lamp details

Max. 40W

Variant	Item no.
Ø: 15 cm H: 40 cm 0.17 kg	
black	156200
white	156201
beige	156203
yellow	156204
green	156205
wine red	156206
blue	156207
pink	156209
black/copper	156212

Lamp details

Max. 40W

Variant	Item no.
Ø: 30 cm H: 20 cm 0.3 kg	
black	156160
white	156161
beige	156163
yellow	156164
green	156165
wine red	156166
blue	156167
pink	156169
black/copper	156172

Lamp details

Max. 60W

Variant	Item no.
Ø: 45.5 cm H: 28 cm 0.46 kg	
black	156180
white	156181
beige	156183
yellow	156184
green	156185
wine red	156186
blue	156187
pink	156189
black/copper	156192



FENDA

- Classic **straight** textile shade
- Modern colours, discreet lighting

Products available in these colours and variants



Product details

Material: Textile/PS



FENDA
Ø 15 cm, round



FENDA
Ø 30 cm, round



Note

60W max.
Acrylic glass cover (155570) available as an accessory for closing the shade at one side.

Recommended accessories Item no.

Acrylic glass cover 155570

FENDA
Ø 45 cm, round



Note

60W max.
Acrylic glass cover (156100) available as an accessory for closing the shade at one side.

Recommended accessories Item no.

Acrylic glass cover 156100

Variant	Item no.
Ø: 15 cm H: 40 cm 0.22 kg	
■ black	156140
■ white	156141
■ beige	156143
■ yellow	156144
■ green	156145
■ wine red	156146
■ blue	156147
■ pink	156149
■ black/copper	156152

Variant	Item no.
Ø: 30 cm H: 20 cm 0.35 kg	
■ black	155580
■ white	155582
■ beige	155583
■ yellow	155584
■ green	155585
■ wine red	155586
■ blue	155587
■ pink	155589
■ black/copper	155592

Variant	Item no.
Ø: 45.5 cm H: 28 cm 0.57 kg	
■ black	156110
■ white	156111
■ beige	156113
■ yellow	156114
■ green	156115
■ wine red	156116
■ blue	156117
■ pink	156119
■ black/copper	156122

FENDA
Ø 70 cm, round



NEW

- Classic design for wide range of furnishing styles

Products available in these colours and variants



Product details

Material: Textile/polystyrene/steel
Product dimensions: Ø: 70 cm H: 36 cm



Note

Acrylic glass cover (1000957) available as an accessory for closing the shade at one side.

Recommended accessories

Item no.
1000957

Acrylic glass cover

Variant	Item no.
■ black	1000578
□ white	1000579
■ black/copper	1000580

155560 + 1000578

48 + 60



MANA

A - A++



- Dim to Warm
- Light colour changes when dimming

Products available in these colours and variants



Product details

220-240V ~50/60Hz sec. 350mA
 Total consumption: 8W
 Material: Aluminium/steel
 Product dimensions:
 W: 9.6 cm H: 8.5 cm D: 8.8 cm
 Dimmable: Triac C, Triac L



Note

Fastening materials, incl. suitable shades can be found on pages 0062 and 0063.

Variant	Item no.
320lm 2000K-3000K CRI>90 □ white	1000613

MANA

A - A++



- Dim to Warm
- Light colour changes when dimming

Products available in these colours and variants



Product details

220-240V ~50/60Hz sec. 350mA
 Total consumption: 15W
 Material: Aluminium/steel
 Product dimensions:
 W: 20.0 cm H: 7.9 cm D: 6.6 cm
 Dimmable: Triac C



Note

Fastening materials, incl. suitable shades can be found on pages 0062 and 0063.

Variant	Item no.
700lm 2000K-3000K CRI>90 □ white	1000614

MANA

A - A++



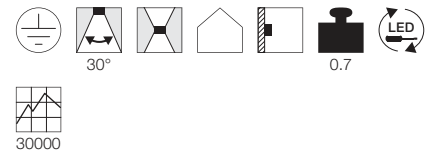
- Dim to Warm
- Light colour changes when dimming

Products available in these colours and variants



Product details

100-240V ~50/60Hz
 Total consumption: 11W
 Material: Aluminium/steel
 Product dimensions:
 W: 20 cm H: 7.9 cm D: 6.6 cm



Note

Fastening materials, incl. suitable shades can be found on pages 0062 and 0063.

Variant	Item no.
Luminaire: 490lm 3000K CRI>90 Spot: 80lm 3000K CRI>80 □ white/chrome	1000615

MANA

MANA

MANA



NEW

NEW

NEW

Products available in these colours and variants



Product details

Product dimensions: L: 12 cm H: 10 cm D: 9 cm



Products available in these colours and variants



Product details

Product dimensions: L: 29 cm H: 9.5 cm D: 7 cm



Products available in these colours and variants



Product details

Product dimensions: L: 27 cm H: 13.5 cm D: 6.5 cm



Variant	Item no.
Wood 0.11 kg	
■ Grey / brown	1000616
Wood 0.11 kg	
■ white	1000617
Aluminium 0.29 kg	
□ white	1000618
Aluminium 0.29 kg	
■ polished aluminium	1000619
Aluminium 0.29 kg	
■ Brushed brass	1000620

Variant	Item no.
Wood 0.16 kg	
■ Grey / brown	1000621
Wood 0.16 kg	
■ white	1000622
Aluminium 0.39 kg	
□ white	1000623
Aluminium 0.39 kg	
■ polished aluminium	1000624
Aluminium 0.39 kg	
■ Brushed brass	1000625

Variant	Item no.
Wood 0.20 kg	
■ Grey / brown	1000626
Wood 0.20 kg	
■ white	1000627
Aluminium 0.47 kg	
□ white	1000628
Aluminium 0.47 kg	
■ polished aluminium	1000629
Aluminium 0.47 kg	
■ Brushed brass	1000630



1000615 + 1000622

61 + 62

MANA



NEW



- Can be individually re-designed with colours & stickers

Products available in these colours and variants



1004



Product details

Material: Plaster/steel



1000613 + 1000620

61 + 62

Variant

Item no.

W: 13.6 cm H: 10.0 cm D: 9.9 cm 0.65 kg

white **1000824**

W: 30.9 cm H: 9.5 cm D: 7.4 cm 0.93 kg

white **1000825**

FITU
E27

E - A++




NEW



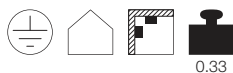
- Timeless design
- Industrial look in modern colours

Products available in these colours and variants

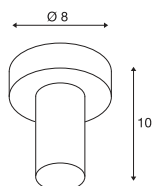


Product details

220-240V ~50/60Hz
Material: Aluminium



Line drawing



Lamp details

60W max.
optional: LED TC(...)SE QA60

Recommended LED lamp

LED E27 4W
2700K 450lm EEL=A++
4kWh/1000h
Item no. 570092 |



Valeto E27 9.4W
2700K 850lm EEL=A+
10kWh/1000h
Item no. 420050 |



Variant	Item no.
E27 A60	
■ black	132640
E27 A60	
□ white	132641
E27 A60	
■ fern-green RAL 6025	132645
E27 A60	
■ polished aluminium	132646
E27 A60	
■ wine red RAL 3005	132648



132641 64

1000581 + 560741

65 + 986



FITU
E27

E - A++



- Lamp body made from concrete
- Product available with 2 cable lengths, 2.5 m and 5 m

Products available in these colours and variants

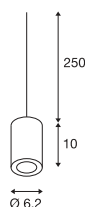


Product details

220-240V ~50/60Hz
Material: concrete



Line drawing



Lamp details

60W max.
optional: LED TC(...)SE QA60

Recommended LED lamp

LED E27 7W 360°
2000K 800lm EEL=A+
7kWh/1000h
Item no. 1001035 |



Variant	Item no.
E27 A60 2.5 m 0.42 kg ■ grey	1000585
E27 A60 5 m 0.57 kg ■ grey	1000586

FITU
E27

E - A++



- Lamp body made from real bamboo
- Product available with 2 cable lengths, 2.5 m and 5 m

Products available in these colours and variants

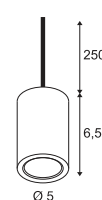


Product details

220-240V ~50/60Hz
Material: Bamboo



Line drawing



Lamp details

60W max.
optional: LED TC(...)SE QA60

Recommended lamp

LED E27 5W 330°
2000K 500lm EEL=A+
5kWh/1000h
Item no. 560741 |



Variant	Item no.
E27 A60 2.5 m 0.13 kg ■ light bamboo	1000581
E27 A60 2.5 m 0.13 kg ■ dark bamboo	1000583
E27 A60 5 m 0.28 kg ■ light bamboo	1000582
E27 A60 5 m 0.28 kg ■ dark bamboo	1000584



132691 + 560741

67 + 986




FITU
E27

E - A++



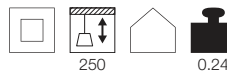
- Timeless, reduced design
- Industrial look in modern colours
- 2.5 m long cable

Products available in these colours and variants

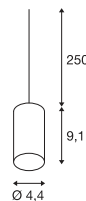


Product details

220-240V ~50/60Hz
Material: Aluminium



Line drawing



Note

Mix & Match accessories can be found on page 0068-0069.

Lamp details

60W max.
optional: LED TC(...)SE QA60

Recommended lamp

LED E27 5W 330°
2000K 500lm EEL=A+
5kWh/1000h
Item no. 560741 |



Variant	Item no.
E27 A60	
■ black	132650
E27 A60	
□ white	132651
E27 A60	
■ fern-green RAL 6025	132655
E27 A60	
■ Brushed aluminium	132656
E27 A60	
■ wine red RAL 3005	132658

FITU
E27

E - A++




NEW



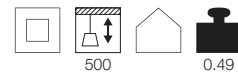
- Timeless with extra-long cable
- Industrial look in modern colours
- 5 m long cable

Products available in these colours and variants

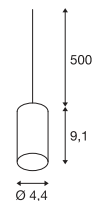


Product details

220-240V ~50/60Hz
Material: Aluminium



Line drawing



Note

Mix & Match accessories can be found on page 0068-0069.

Lamp details

60W max.
optional: LED TC(...)SE QA60

Recommended LED lamp

LED E27 7W 360°
2000K 800lm EEL=A+
7kWh/1000h
Item no. 1001035 |



Variant	Item no.
E27 A60	
■ black	132690
E27 A60	
□ white	132691
E27 A60	
■ fern-green RAL 6025	132695
E27 A60	
■ Brushed aluminium	132696
E27 A60	
■ wine red RAL 3005	132698



FITU
Size 1 ceiling plate

FITU
Size 1 ceiling plate

FITU
Size 1 ceiling plate

FITU
Size 1 ceiling plate

FITU
Size 1 ceiling plate

Prim. voltage	230V ~50Hz	230V ~50Hz	230V ~50Hz	230V ~50Hz	230V ~50Hz
Max. perm. current	16A	16A	16A	16A	16A
Material	Steel	Steel	Steel	Steel	Steel
Colour	black	white	chrome	wine red RAL 3005	fern-green RAL 6025
Diameter	8.5 cm	8.5 cm	8.5 cm	8.5 cm	8.5 cm
Height	3.9 cm	3.9 cm	3.9 cm	3.9 cm	3.9 cm
Weight	0.14 kg	0.14 kg	0.14 kg	0.14 kg	0.14 kg
Item no.	132600	132601	132605	132606	132608



FITU
Size 3 ceiling plate

FITU
Size 3 ceiling plate

FITU
Size 3 ceiling plate

FITU
Size 3 ceiling plate

FITU
Size 3 ceiling plate

Prim. voltage	230V ~50Hz	230V ~50Hz	230V ~50Hz	230V ~50Hz	230V ~50Hz
Max. perm. current	16A	16A	16A	16A	16A
Material	Steel	Steel	Steel	Steel	Steel
Colour	black	white	chrome	wine red RAL 3005	fern-green RAL 6025
Diameter	22 cm	22 cm	22 cm	22 cm	22 cm
Height	5.4 cm	5.4 cm	5.4 cm	5.4 cm	5.4 cm
Weight	0.5 kg	0.5 kg	0.5 kg	0.5 kg	0.5 kg
Item no.	132610	132611	132615	132616	132618



FITU
Size 5 ceiling plate

FITU
Size 5 ceiling plate

FITU
Size 5 ceiling plate

FITU
Size 5 ceiling plate

FITU
Size 5 ceiling plate

Prim. voltage	230V ~50Hz	230V ~50Hz	230V ~50Hz	230V ~50Hz	230V ~50Hz
Max. perm. current	16A	16A	16A	16A	16A
Material	Steel	Steel	Steel	Steel	Steel
Colour	black	white	chrome	wine red RAL 3005	fern-green RAL 6025
Diameter	33 cm	33 cm	33 cm	33 cm	33 cm
Height	6 cm	6 cm	6 cm	6 cm	6 cm
Weight	1.25 kg	1.25 kg	1.25 kg	1.25 kg	1.25 kg
Item no.	132620	132621	132625	132626	132628





3-phase lamp adapter



3-phase lamp adapter



3-phase lamp adapter

Prim. voltage	230V ~50Hz	230V ~50Hz	230V ~50Hz
Max. perm. current	10A	10A	10A
Max. mech. load	50N	50N	50N
Max. mech. load	5kg	5kg	5kg
Material	Plastic	Plastic	Plastic
Colour	black	white	silver-grey
Weight	0.07 kg	0.07 kg	0.07 kg
Item no.	145990	145991	145994



1-phase lamp adapter



1-phase lamp adapter



1-phase lamp adapter

Prim. voltage	230V ~50Hz	230V ~50Hz	230V ~50Hz
Max. perm. current	6A	6A	6A
Max. mech. load	20N	20N	20N
Max. mech. load	2 kg	2 kg	2 kg
Material	Plastic PC	Plastic PC	Plastic PC
Colour	black	white	silver-grey
Length	8.2 cm	8.2 cm	8.2 cm
Width	3.5 cm	3.5 cm	3.5 cm
Height	4.2 cm	4.2 cm	4.2 cm
Weight	0.04 kg	0.04 kg	0.04 kg
Item no.	143120	143121	143124



2-phase lamp adapter



2-phase lamp adapter

Prim. voltage	230V /50Hz	230V /50Hz
Max. perm. current	2A	2A
Max. mech. load	20N	20N
Max. mech. load	2 kg	2 kg
Material	Plastic PC	Plastic PC
Colour	black	white
Length	7 cm	7 cm
Width	1.9 cm	1.9 cm
Height	3.2 cm	3.2 cm
Item no.	172220	172221



SUITS YOU, SIR.

SUITABLE TABLE LAMPS FOR ANY ROOM:

From now on you don't have to ask people to sit at the table: High-quality table lamps are a stylish eye-catcher and provide the right light atmosphere in any room environment in an instant.





155840 83





155841 83



156277

78



TABLE LAMPS





155690 + 156163

43 + 58

SLV FENDA. MIX & MATCH.



MAXIMUM FLEXIBILITY.

With FENDA MIX & MATCH the combination options are almost endless. Create the lamp shades, lamp bases and pendant lamp suspensions for your individual table lamp,

floor stand, pendant lamp or ceiling light using the range of colours and materials.





FENDA – MIX & MATCH Combination suggestion 1



Harmoniously combined: Round, wine red FENDA textile lamp shade, Ø 30 cm, combined with round FENDA lamp base made from concrete.

Detailed product information can be found in the Mix & Match chapter on pages 0043 and 0059

The illustration that is shown consists of the following individual components:

Variant	Item no.
Lamp base	155690
Lamp shade	155586

FENDA – MIX & MATCH Combination suggestion 2



A popular combination: Round, beige FENDA textile lamp shade, Ø 30 cm, combined with round FENDA lamp base made from concrete.

Detailed product information can be found in the Mix & Match chapter on pages 0043 and 0059

The illustration that is shown consists of the following individual components:

Variant	Item no.
Lamp base	155690
Lamp shade	155582

This lamp combination is a follower to the stock item from BIG WHITE 2016, pg. 023:

Variant	Item no.
Soprana Solid TL-1	155700

FENDA – MIX & MATCH Combination suggestion 3



Classic combination: Round, beige FENDA textile lamp shade, Ø 30 cm, combined with straight FENDA lamp base made from brushed metal.

Detailed product information can be found in the Mix & Match chapter on pages 0044 and 0059

The illustration that is shown consists of the following individual components:

Variant	Item no.
Lamp base	155785
Lamp shade	155583

This lamp combination is a follower to the stock item from BIG WHITE 2016, pg. 025:

Variant	Item no.
Soprana Solid TL-2	155353

155808 + 156166

42 + 48



FENDA – MIX & MATCH Combination suggestion 4




Colour accentuation: Cylindrical, blue FENDA textile lamp shade, Ø 15 cm, combined with straight FENDA lamp base in black.

Detailed product information can be found in the Mix & Match chapter on pages 0044 and 0059

The illustration that is shown consists of the following individual components:

Variant	Item no.
■ Lamp base	155780
■ Lamp shade	156147

FENDA – MIX & MATCH Combination suggestion 5



A modern combination: Conical, wine red FENDA textile lamp shade, Ø 30 cm, combined with transparent FENDA lamp base made from smoked glass.

Detailed product information can be found in the Mix & Match chapter on pages 0042 and 0058

The illustration that is shown consists of the following individual components:

Variant	Item no.
■ Lamp base	155808
■ Lamp shade	156166



155540 + 156122

44 + 49

FENDA – MIX & MATCH Combination suggestion 6



Oh so stylish: Round, black FENDA textile lamp shade, Ø 30 cm, combined with black tripod FENDA lamp base.

Detailed product information can be found in the Mix & Match chapter on pages 0044 and 0059

The illustration that is shown consists of the following individual components:

Variant	Item no.
■ Lamp base	155540
■ Lamp shade	155580

FENDA – MIX & MATCH Combination suggestion 7



All the rage: Round, black/copper FENDA textile lamp shade, Ø 30 cm, combined with tripod FENDA lamp base in chrome.

Detailed product information can be found in the Mix & Match chapter on pages 0044 and 0059

The illustration that is shown consists of the following individual components:

Variant	Item no.
■ Lamp base	155542
■ Lamp shade	155592

VINCELLI D

A-A++



NEW

LED
INSIDE

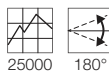
- Space-saving, slim design
- Natural look thanks to real bamboo

Products available in these colours and variants

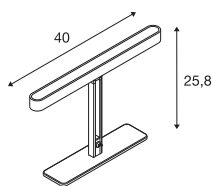


Product details

220-240V ~50/60Hz sec. 500mA
Total consumption: 12W
Material: Bamboo/steel



Line drawing




Note

Switch at lamp housing



Variant	Item no.
500lm 2700K CRI>80 ■ dark bamboo	156277



BRENDA

A-A++



- Unusual, modern design
- Indirect, homogeneous light

Products available in these colours and variants

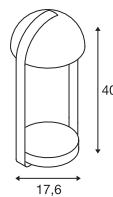


Product details

220-240V ~50/60Hz sec. 12V/DC
 Total consumption: 8.7W
 Material: Aluminium/frosted glass
 Dimmable: Switch



Line drawing



Note

Euro plug
 Touch dim function

BRENDA

Can be charged wirelessly

A-A++



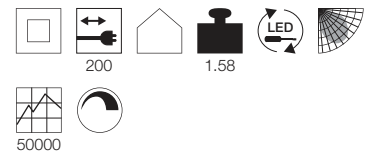
- Indirect, homogeneous light
- Surface space for inductive charging

Products available in these colours and variants

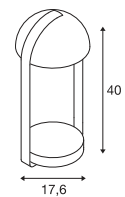


Product details

220-240V ~50/60Hz sec. 12V/DC
 Total consumption: 11W
 Material: Aluminium/frosted glass
 Dimmable: Switch



Line drawing



Note

Euro plug
 Touch dim function
 Night light can be switched separately
 Smartphone wireless charging function for charging devices with USB connection

DESIGNED BY

Johannes Tomm



Variant	Item no.
460lm 3000K CRI>80 <input checked="" type="checkbox"/> white/silver	146101

Variant	Item no.
Indirect: 460lm 3000K CRI>80 Night light: 50lm 3000K CRI>80 <input checked="" type="checkbox"/> white/silver	146111

LISENNE
E27

E - A++



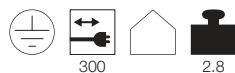
- Shimmering glass on robust stone
- Stable socket made from basalt

Products available in these colours and variants

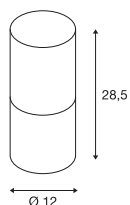


Product details

230V ~50/60Hz
Material: Basalt/glass



Line drawing



Note

Shock-proof mains plug and switch

Lamp details

23W max.
Ø: 5.5 cm max. L: 15 cm max.
optional: LED

Recommended lamp

LED E27 12 W 240°
3000K 1060lm EEL=A+
12 kWh/1000h
Item no. 1001032 |



Variant	Item no.
E27 TC(...)SE ■ Grey / brown	155702



**PHELIA**
QPAR51

E - A++



- Puristic, stable design
- Shade can be adjusted individually

Products available in these colours and variants**Product details**

230V ~50/60Hz
Material: Aluminium/steel

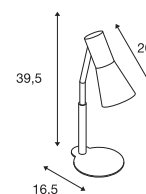


200

1.2

350°

90°

Line drawing**Note**

Switch in lamp head.
Connection lead with shock-proof mains plug

Lamp details

35W max.
Ø: 5 cm max. L: 10.5 cm max.
optional: LED

Recommended lamp

LED GU10 4.3W 40°
2700K 245lm EEL=A+
5kWh/1000h
Item no. 551252 |



Variant	Item no.
GU10 QPAR51	
■ black	146000
GU10 QPAR51	
□ white	146001
GU10 QPAR51	
■ fern-green RAL 6025	146005
GU10 QPAR51	
■ wine red RAL 3005	146006
GU10 QPAR51	
■ light blue	146007



155841 83





TENORA
E27

E - A++



- Classic, adaptable design
- Round & straight lamp shade
- Straight socket with foot switch

Products available in these colours and variants

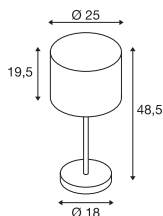


Product details

230V ~50Hz
Material: Textile/polystyrene/steel



Line drawing



Note

Shock-proof mains plug
Switch in lamp base

Lamp details

60W max.
L: 14.5 cm max.
optional: LED TC(...)SE QA60

Recommended LED lamp

LED E27 8.5W
2700K 806lm EEL=A+
10kWh/1000h
Item no. 560161 |



Valetto E27 9.6W
2700K-6500K 900lm EEL=A+
10kWh/1000h
Item no. 420051 |



Variant	Item no.
E27 A60	
■ black	156040
E27 A60	
□ white	156041

BISHADE
E27

E - A++



- Unusual design with two shades
- Round & conical lamp shades
- Socket made from steel and artificial leather elements

Products available in these colours and variants

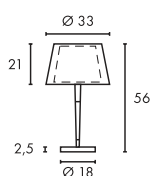


Product details

230V ~50Hz
Material: Synthetic leather/textile/steel



Line drawing



Note

Euro plug
Switch on the connection lead

Lamp details

25W max.
L: 15 cm max.
optional: LED TC(...)SE QA60

Recommended LED lamp

LED E27 8.5W
2700K 806lm EEL=A+
10kWh/1000h
Item no. 560161 |



Valetto E27 9.6W
2700K-6500K 900lm EEL=A+
10kWh/1000h
Item no. 420051 |



Variant	Item no.
E27 A60	
■ bicolor	155651

SOPRANA OVAL
E27

E - A++



- Classic luminaire with cord switch
- Oval & straight lamp shade
- Socket made from steel with extremely flat base

Products available in these colours and variants

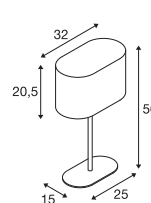


Product details

230V ~50Hz
Material: Textile/polystyrene/steel



Line drawing



Note

Euro plug
Switch on the connection lead

Lamp details

60W max.
L: 16 cm max.
optional: LED TC(...)SE QA60

Recommended LED lamp

LED E27 8.5W
2700K 806lm EEL=A+
10kWh/1000h
Item no. 560161 |



Valetto E27 9.6W
2700K-6500K 900lm EEL=A+
10kWh/1000h
Item no. 420051 |



Variant	Item no.
E27 A60	
■ black	155840
E27 A60	
□ white	155841





MECANICA

A-A++

LED
INSIDE

- Solid, high-quality design
- Premium LED

Products available in
these colours and variants

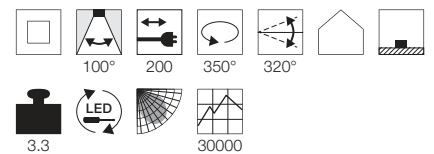


1004

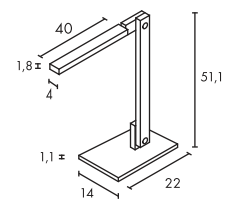


Product details

100-240V ~50/60Hz sec. 12V/DC
Total consumption: 8.5W
Material: Aluminium/steel



Line drawing



Note

Euro plug
Switch at lamp housing

Variant	Item no.
385lm 3000K CRI>80 ■ black	146050



STANDING STYLISHLY.

FLOOR STANDS EFFORTLESSLY
CREATE ATMOSPHERE.

The classic among the luminaires: The floor stand blends into any interior thanks to its simple, slim design and therefore always makes a good impression in offices, living areas and stores.





234421 97



146010 98

146000 81



1000723 95

MOBILE LUMINAIRES AND FLOOR STANDS





155790 + 156166

46 + 58

SLV FENDA. MIX & MATCH.



MAXIMUM FLEXIBILITY.

With FENDA MIX & MATCH the combination options are almost endless. Create the lamp shades, lamp bases and pendant lamp suspensions for your individual table lamp,

floor stand, pendant lamp or ceiling light using the range of colours and materials.



FENDA – MIX & MATCH Combination suggestion 1



All the rage: Round, black/copper FENDA textile lamp shade, Ø 45 cm, combined with black FENDA lamp base.

Detailed product information can be found in the Mix & Match chapter on pages 0047 and 0059

The illustration that is shown consists of the following individual components:

Variant	Item no.
■ Stand base	155490
■ Lamp shade	156122

FENDA – MIX & MATCH Combination suggestion 2



Timeless combination: Round, white FENDA textile lamp shade, Ø 45 cm, combined with FENDA stand base in chrome.

Detailed product information can be found in the Mix & Match chapter on pages 0047 and 0059

The illustration that is shown consists of the following individual components:

Variant	Item no.
■ Stand base	155492
□ Lamp shade	156111

This lamp combination is a follower to the stock item from BIG WHITE 2016, pg. 041:

Variant	Item no.
■ Soprana tripod SL-1	155733

FENDA – MIX & MATCH Combination suggestion 3



A classic combination: Round, white FENDA textile lamp shade, Ø 45 cm, combined with straight FENDA stand base made from brushed metal.

Detailed product information can be found in the Mix & Match chapter on pages 0046 and 0059

The illustration that is shown consists of the following individual components:

Variant	Item no.
■ Stand base	155795
□ Lamp shade	156111

This lamp combination is a follower to the stock item from BIG WHITE 2016, pg. 045:

Variant	Item no.
■ Soprana SL-2	155362


155785 + 155587

44 + 59



155795 + 156117

46 + 59



LUSTROGRAD
ОПТОВЫЕ ПРОДАЖИ СВЕТИЛЬНИКОВ



FENDA – MIX & MATCH Combination suggestion 4



Tastefully combined: Round, wine red FENDA textile lamp shade, Ø 45 cm, combined with straight FENDA stand base in black.

Detailed product information can be found in the Mix & Match chapter on pages 0046 and 0059

The illustration that is shown consists of the following individual components:

Variant	Item no.
■ Stand base	155790
■ Lamp shade	156116

FENDA – MIX & MATCH Combination suggestion 5



Curved elegance: Round, white FENDA textile lamp shade, Ø 45 cm, with FENDA curved stand base in chrome.

Detailed product information can be found in the Mix & Match chapter on pages 0045 and 0059

The illustration that is shown consists of the following individual components:

Variant	Item no.
■ Stand base	1000763
■ Lamp shade	156511

This lamp combination is a follower to the stock item from BIG WHITE 2016, pg. 041:

Variant	Item no.
■ Soprana Bow SL-1	155723

FENDA – MIX & MATCH Combination suggestion 6



Modern eyecatcher: White FENDA plastic globe, Ø 40 cm, with FENDA curved stand base in chrome.

Detailed product information can be found in the Mix & Match chapter on pages 0045 and 0057

The illustration that is shown consists of the following individual components:

Variant	Item no.
■ Stand base	1000763
■ Lamp shade	1000764

KALU

A - A++



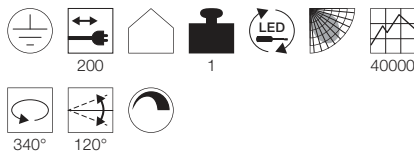
- Futuristic luminaire design with harmonious lighting
- Luminaire unit, rotates by 340° and swivels by 120°
- Premium LED

Products available in these colours and variants

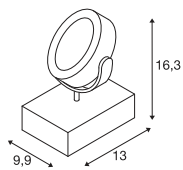


Product details

220-240V ~50/60Hz sec. 350mA
Total consumption: 17W
Material: Aluminium/plastic PC
Dimmable: Triac C



Line drawing



Note

Shock-proof mains plug and switch

KALU

A - A++



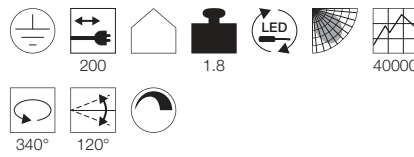
- Futuristic luminaire design with harmonious lighting
- Luminaire unit, rotates by 340° and swivels by 120°
- Premium LED

Products available in these colours and variants

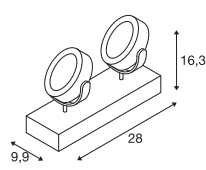


Product details

220-240V ~50/60Hz sec. 350mA
Total consumption: 34W
Material: Aluminium/plastic PC
Dimmable: Triac C



Line drawing



Note

Shock-proof mains plug and switch



Variant	Item no.
1000lm 3000K CRI>80 24° ■ black	1000123
1000lm 3000K CRI>80 24° □ white	1000124
1000lm 3000K CRI>80 60° ■ black	1000139
1000lm 3000K CRI>80 60° □ white	1000140

Variant	Item no.
2000lm 3000K CRI>80 24° ■ black	1000125
2000lm 3000K CRI>80 24° □ white	1000126
2000lm 3000K CRI>80 60° ■ black	1000141
2000lm 3000K CRI>80 60° □ white	1000142



KALU
QPAR111

E - A++



- Futuristic luminaire design with harmonious lighting
- Luminaire unit, rotates by 340° and swivels by 90°

Products available in these colours and variants

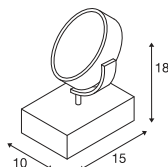


Product details

230V ~50Hz
Material: Aluminium



Line drawing



Note

2 pin plug and switch

Lamp details

75W
Ø: 11.1 cm max.
optional: LED

Recommended LED lamp

LED GU10 10.5W 40°
2700K 860lm EEL=A+
11kWh/1000h
Item no. 560722 |



Valetto GU10 9.5W
2700K-6000K 830lm EEL=A+
10kWh/1000h
Item no. 1000756 |



Variant	Item no.
GU10 QPAR111	
■ black	1000722
GU10 QPAR111	
□ white	1000723
GU10 QPAR111	
■ Brushed aluminium	1000724

KALU
QPAR111

E - A++



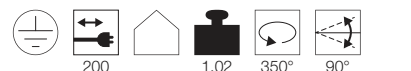
- Futuristic luminaire design with harmonious lighting
- Luminaire unit, rotates by 340° and swivels by 90°

Products available in these colours and variants

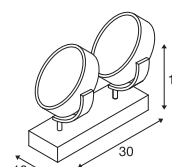


Product details

230V ~50Hz
Material: Aluminium



Line drawing



Note

2 pin plug and switch

Lamp details

2x 75W
Ø: 11.1 cm max.
optional: LED

Recommended LED lamp

LED GU10 10.5W 40°
2700K 860lm EEL=A+
11kWh/1000h
Item no. 560722 |



Valetto GU10 9.5W
2700K-6000K 830lm EEL=A+
10kWh/1000h
Item no. 1000756 |



Variant	Item no.
GU10 QPAR111	
■ black	1000923
GU10 QPAR111	
□ white	1000924
GU10 QPAR111	
■ Brushed aluminium	1000925

I-RING

A - A++



LED INSIDE

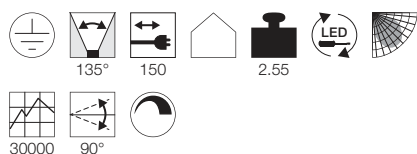
- Timeless design for any room
- Dimmable indirect light

Products available in these colours and variants



Product details

220-240V ~50/60Hz sec. 500mA
 Total consumption: 14W
 Material: Steel/textile
 Dimmable: Switch



135°

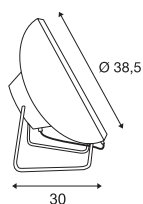
150

2.55

30000


90°

Line drawing



Note

Touch dim switch ON/OFF = press switch.
 Dim = hold switch
 Shock-proof mains plug
 Red textile cable



DESIGNED BY

Andreas Robertz



Variant	Item no.
950lm 3000K CRI80	
<input type="checkbox"/> white	156321



234421 97

LIGHT TUBE

A - A++

NEW

LED
INSIDE

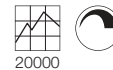
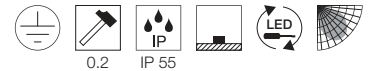
- Modern light column for indoors and outdoors
- Shadow-free light
- Homogeneous illumination

Products available in
these colours and variants

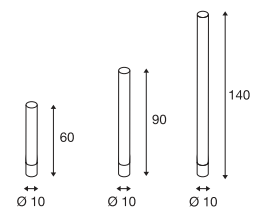


Product details

220-240V ~50/60Hz
Total consumption: 11W
Material: Aluminium/PMMA
Ambient temperature -20°C to 60°C
Dimmable: Triac C, Triac L



Line drawing



Note

Installation plate 234441 including connection lead in black, shock-proof mains plug and foot switch
Installation plate 234431 including connection lead in white and shock-proof mains plug.

Recommended accessories Item no.

<input checked="" type="checkbox"/> Earth spike	234430
<input type="checkbox"/> Outdoor installation plate	234431
<input type="checkbox"/> Indoor installation plate	234441

Variant	Item no.
630lm 2700K CRI>80 60 cm 1.5 kg <input type="checkbox"/> white	234401
630lm 2700K CRI>80 90 cm 1.71 kg <input type="checkbox"/> white	234411
630lm 2700K CRI>80 140 cm 2.06 kg <input type="checkbox"/> white	234421

PHELIA
QPAR51

E - A++



- Classic, conical design
- Direct illumination with flexible shade
- Integrated foot switch

Products available in these colours and variants

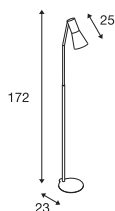


Product details

230V ~50/60Hz
Material: Aluminium



Line drawing



Note

Connection lead with shock-proof mains plug and switch

Lamp details

23W max.
Ø: 5.3 cm max. L: 18 cm max.
optional: LED

Recommended LED lamp

LED E27 8W 38°
3000K 630lm EEL=A+
8kWh/1000h
Item no. 551923 |
3 step dimming function



Variant	Item no.
E27 TC(...)SE	
■ black	146010
E27 TC(...)SE	
□ white	146011
E27 TC(...)SE	
■ fern-green RAL 6025	146015
E27 TC(...)SE	
■ wine red RAL 3005	146016
E27 TC(...)SE	
■ light blue	146017



146010 98



157011

99

TONIA

A - A++



- Modern flat ceiling flood
- Indirect, subtle lighting

Product available in these colours



Product details

200-240V ~50/60Hz sec. 700mA
 Total consumption: 29W
 Material: Aluminium/steel

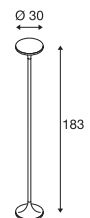


180

7.2

25000

Line drawing



Note


Connection lead with shock-proof mains plug
 Foot switch and dimmer on the connection lead

Variant	Item no.
2520lm 3000K CRI>90	
■ matt black	157010
2520lm 3000K CRI>90	
□ matt white	157011



155871 139

155851 101



156030 101



SOPRANA OVAL E27

E - A++



- Oval, straight lamp shade
- Fashionable stand base in elegant steel
- Simple operation thanks to foot switch

Products available in these colours and variants



Product details

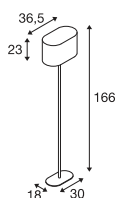
230V ~50Hz
Material: Textile/polystyrene/steel



180

3.75

Line drawing



Note

Foot switch on the connection lead.

Lamp details

60W max.
L: 17 cm max.
optional: LED TC(...)SE QA60

Recommended LED lamp

LED E27 8.5W
2700K 806lm EEL=A+
10kWh/1000h
Item no. 560161 |



Valetto E27 9.6W
2700K-6500K 900lm EEL=A+
10kWh/1000h
Item no. 420051 |



Variant	Item no.
E27 A60	
■ black	155850
E27 A60	
□ white	155851

TENORA E27

E - A++



- Classic round lamp shade
- Swivelling arm for direct lighting
- Simple operation thanks to foot switch

Products available in these colours and variants



Product details

230V ~50Hz
Material: Textile/polystyrene/steel

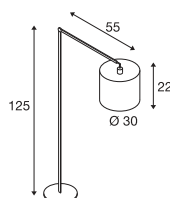


180

10.8

90°

Line drawing



Note

Foot switch on the connection lead.

Lamp details

60W max.
optional: LED TC(...)SE QA60

Recommended lamp

LED E27 8.5W
2700K 806lm EEL=A+
10kWh/1000h
Item no. 560161 |



Valetto E27 9.6W
2700K-6500K 900lm EEL=A+
10kWh/1000h
Item no. 420051 |



Variant	Item no.
E27 A60	
■ black	156030
E27 A60	
□ white	156031

BISHADE E27

E - A++



- Double conical lamp shade
- Straight, tapered stand base
- Modern artificial leather/steel combination

Products available in these colours and variants



Product details

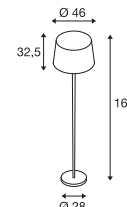
230V ~50Hz
Material: Synthetic leather/textile/steel



200

6.9

Line drawing



Note

Foot switch on the connection lead.

Lamp details

40W max.
L: 22 cm max.
optional: LED TC(...)SE QA60

Recommended lamp

LED E27 8.5W
2700K 806lm EEL=A+
10kWh/1000h
Item no. 560161 |



Valetto E27 9.6W
2700K-6500K 900lm EEL=A+
10kWh/1000h
Item no. 420051 |



Variant	Item no.
E27 A60	
■ bicolor	155652

MECANICA

A - A++



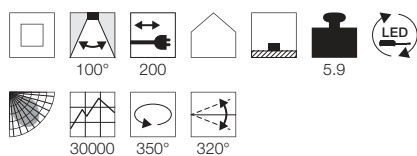
- Solid, high-quality design
- Premium LED

Products available in these colours and variants

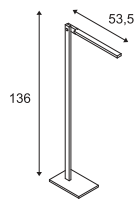


Product details

100-240V ~50/60Hz sec. 12V/DC
 Total consumption: 8.5W
 Material: Aluminium/steel



Line drawing



Note

Switch in the lamp body.
 Euro plug



Variant	Item no.
385lm 3000K CRI>80 ■ black	146060



157001 103

I-LINE TOUCH

A - A++



LED INSIDE

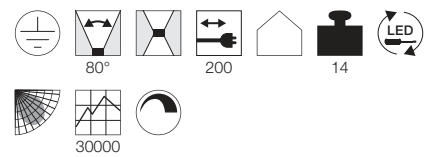
- Modern combination of room light and floodlight
- Easy to operate thanks to touch dimming function
- Light sources can be dimmed separately

Product available in these colours

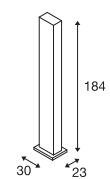


Product details

100-240V ~50/60Hz sec. 12V/DC
 Total consumption: 31W
 Material: Aluminium/steel/PMMA
 Dimmable: Switch



Line drawing



Note

Shock-proof mains plug
 To switch the side light and/or the upper flood light on = tap on the sensor field. To dim each respective active light = long press.

Variant	Item no.
Indirect: 800lm 3500K CRI80 Flood: 550lm 3000K CRI80 ■ black	157000 .00
Indirect: 800lm 3500K CRI80 Flood: 550lm 3000K CRI80 □ white	157001 .00
Indirect: 800lm 3500K CRI80 Flood: 550lm 3000K CRI80 ■ silver-grey	157004 .00





1000450 105





1000450 105

WORKLIGHT DALI SENSOR

A - A++



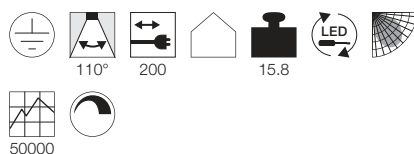
- Presence detector, daylight control
- Premium LED
- Wireless Dali capable

Products available in these colours and variants

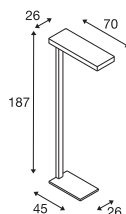


Product details

220-240V ~50/60Hz
 Total consumption: 54W
 Material: Aluminium/acrylic glass
 Dimmable: Dali



Line drawing



Note

Shock-proof mains plug
 Switch in the lamp body.
 Grouping can be carried out and scenes created using the IR programming remote control.

Recommended accessories Item no.

Remote control	1000454
IR programming remote control	1000455

Variant	Item no.
Direct: 3600lm 3000K CRI> 80	
Indirect: 1920lm 3000K CRI>80	
white	1000450 .00
Direct: 3600lm 3000K CRI> 80	
Indirect: 1920lm 3000K CRI>80	
anthracite	1000451 .00

WORKLIGHT

A - A++



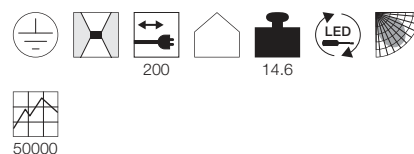
- Modern, straight LED workplace light
- Homogeneous lighting from top and bottom

Products available in these colours and variants

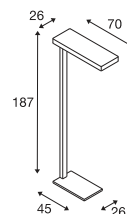


Product details

220-240V ~50/60Hz
 Total consumption: 35W
 Material: Aluminium/acrylic glass



Line drawing



Note

Switch in the lamp body.
 Shock-proof mains plug

Variant	Item no.
Direct: 1835lm 3000K CRI80	
Indirect: 1835lm 3000K CRI80	
white	157901
Direct: 1835lm 3000K CRI80	
Indirect: 1835lm 3000K CRI80	
anthracite	157905

HANGING AROUND.

PENDANTS CREATE EMPHASIS.

Give each room an individual feel: With pendants you immerse selected areas in atmospheric light and set visual highlights thanks to a wide range of style directions. Be it in restaurants, cafés, bars or at home – the luminaires create cosy locations and make a tasteful statement.





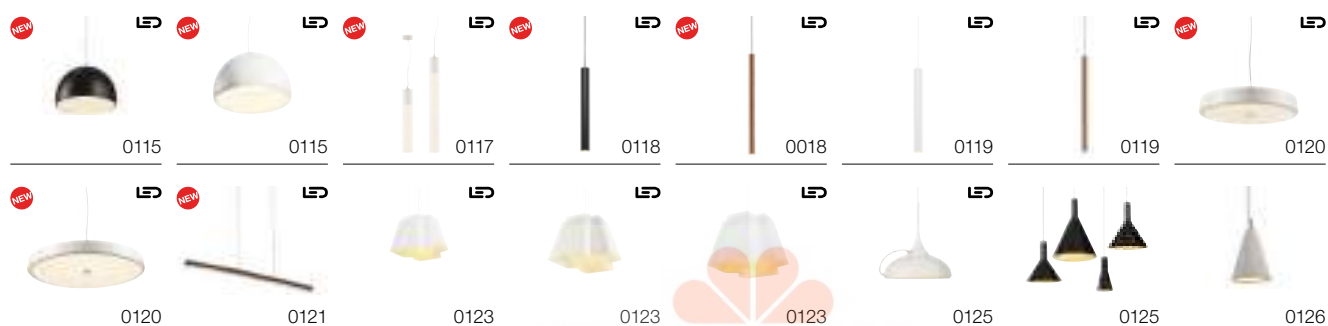
133841 169

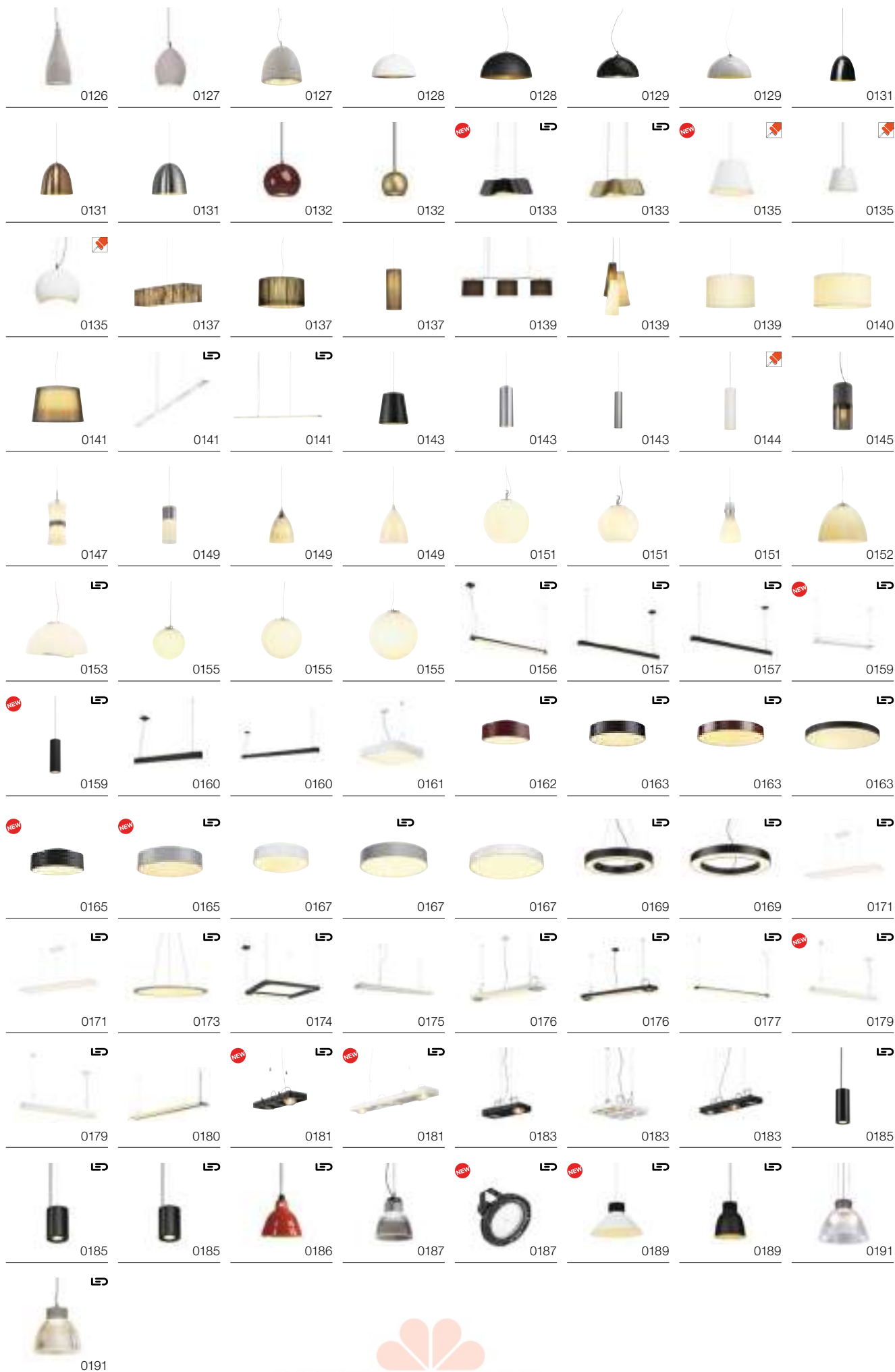




133891 115

PENDANT LAMPS







155562 + 1000772

48 + 51

SLV FENDA. MIX & MATCH.



MAXIMUM FLEXIBILITY.

With FENDA MIX & MATCH the combination options are almost endless. Create the lamp shades, lamp bases and pendant lamp suspensions for your individual table lamp,

floor stand, pendant lamp or ceiling light using the range of colours and materials.



FENDA – MIX & MATCH Combination suggestion 1



A simple combination: Cylindrical, white FENDA textile lamp shade, Ø 15 cm, combined with FENDA pendant suspension in chrome.

Detailed product information can be found in the Mix & Match chapter on pages 0048 and 0059

The illustration that is shown consists of the following individual components:

Variant	Item no.
■ Pendant	155562
■ Lamp shade	156140

FENDA – MIX & MATCH Combination suggestion 2



Timeless combination: Round, beige FENDA textile lamp shade, Ø 30 cm, combined with FENDA pendant suspension in chrome.

Detailed product information can be found in the Mix & Match chapter on pages 0048 and 0059

The illustration that is shown consists of the following individual components:

Variant	Item no.
■ Pendant	155562
■ Lamp shade	156113

This lamp combination is a follower to the stock item from BIG WHITE 2016, pg. 077:

Variant	Item no.
■ Soprana PD-5	155463

FENDA – MIX & MATCH Combination suggestion 3



All the rage: Conical, black FENDA grid shade, combined with FENDA pendant suspension in black.

Detailed product information can be found in the Mix & Match chapter on pages 0048 and 0053

The illustration that is shown consists of the following individual components:

Variant	Item no.
■ Pendant	155560
■ Grid shade	156950

155562 + 156920

48 + 56





FENDA – MIX & MATCH Combination suggestion 4



Nice and transparent: FENDA smoked glass cylinder, Ø 15 cm, combined with FENDA pendant suspension in black.

Detailed product information can be found in the Mix & Match chapter on pages 0048 and 0050

The illustration that is shown consists of the following individual components:

Variant	Item no.
■ Pendant	155560
■ Smoked glass cylinder	156938

FENDA – MIX & MATCH Combination suggestion 5



Modern combination: Cylindrical, black FENDA mesh shade, Ø 15 cm, combined with FENDA pendant suspension in chrome.

Detailed product information can be found in the Mix & Match chapter on pages 0048 and 0056

The illustration that is shown consists of the following individual components:

Variant	Item no.
■ Pendant	155562
■ Mesh shade	156920

FENDA – MIX & MATCH Combination suggestion 6



Cool look: Round, grey FENDA lamp shade with industrial look, Ø 40 cm, combined with FENDA pendant suspension in white.


Detailed product information can be found in the Mix & Match chapter on pages 0048 and 0052

The illustration that is shown consists of the following individual components:

Variant	Item no.
■ Pendant	155561
■ Lamp shade	156095

133897

115





BELA 40

A - A++



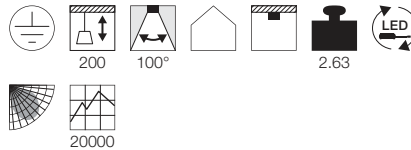
- Puristic design for wide range of furnishing styles

Product available in these colours

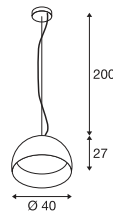


Product details

220-240V ~50/60Hz sec. 700mA
 Total consumption: 24W
 Material: Aluminium/steel/PMMA



Line drawing



BELA 60

A - A++



- Warm light due to internal gold-coloured coating
- Modern design fir healthy & glare-free working

Product available in these colours

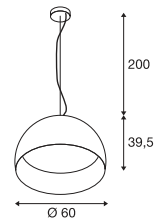


Product details

220-240V ~50/60Hz sec. 700mA
 Total consumption: 31W
 Material: Aluminium/steel/PMMA



Line drawing



Variant	Item no.
1350lm 3000K CRI80	
□ white	133881
1350lm 3000K CRI80	
▒ black/white	133886
1350lm 3000K CRI80	
■ black/gold	133887

Variant	Item no.
1850lm 3000K CRI80	
■ black/gold	133897
1850lm 3000K CRI80	
▒ black/white	133896
1850lm 3000K CRI80	
□ white	133891



134011

117



134001 117

134011 117

LIGHT TUBE

A - A++



NEW

LED INSIDE

- Modern, sleek design
- Homogeneous, shadow-free light
- Creates a warm feel-good light
- LED module with integrated driver

Products available in these colours and variants

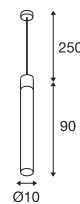
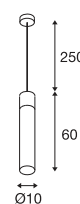


Product details

220-240V ~50/60Hz
 Total consumption: 11W
 Material: Aluminium/ PMMA
 Ambient temperature -20°C to 60°C
 Dimmable: Triac C, Triac L



Line drawing



Variant	Item no.
630lm 2700K CRI>80 H: 60 cm 1.88 kg □ white	134001
630lm 2700K CRI>80 H: 90 cm 2.1 kg □ white	134011


HELIA 40

A - A++



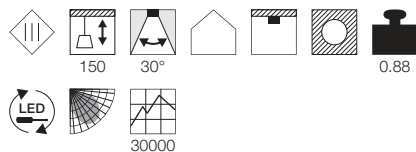
- Puristic design with flat built-in canopy
- Elegantly set-back premium LED
- Glare-free light

Products available in these colours and variants

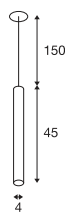


Product details

500mA /9W
Material: Aluminium
Installation dimensions: Installation Ø: 7 cm D: 2 cm



Line drawing



Note

LED driver excl.
Rosette for ceiling installation
Material thickness, mounting surface:
max. 12 mm

Recommended accessories Item no.

LED driver 9W 500mA	464091
LED driver 15W 500mA,	464144
dimmmable	
Valeto Switch Box	420012

Variant	Item no.
700lm 3000K CRI>90 ■ black	158410
720lm 3000K CRI>90 □ white	158411
720lm 3000K CRI>90 ■ brushed copper	158419

HELIA 30

A - A++



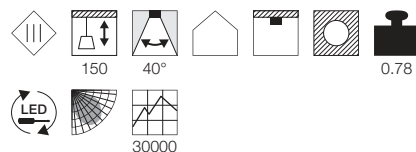
- Puristic design with flat built-in canopy
- Extremely long lamp head
- Elegantly set-back premium LED

Products available in these colours and variants

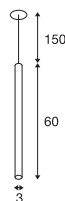


Product details

500mA /7.5W
Material: Aluminium
Installation dimensions: Installation Ø: 7 cm D: 2 cm



Line drawing



Note

LED driver excl.
Rosette for ceiling installation
Material thickness, mounting surface:
max. 12 mm

Recommended accessories Item no.

LED driver 9W 500mA	464091
LED driver 15W 500mA,	464144
dimmmable	
Valeto Switch Box	420012

Variant	Item no.
450lm 3000K CRI>90 ■ black	158400
470lm 3000K CRI>90 □ white	158401
470lm 3000K CRI>90 ■ brushed copper	158409



158400

118



HELIA 40

A - A++



LED INSIDE

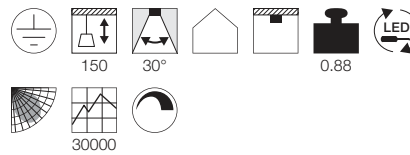
- Puristic design with deep canopy
- Industrial look thanks to brushed aluminium
- Sleek lamp body
- Premium LED

Products available in these colours and variants

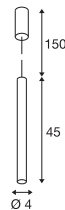


Product details

220-240V ~50/60Hz sec. 500mA
 Total consumption: 12W
 Material: Aluminium
 Dimmable: Triac C, Triac L



Line drawing



HELIA 30

A - A++



LED INSIDE

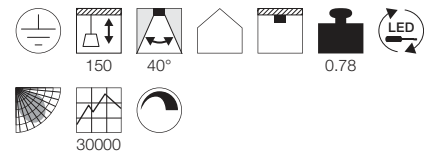
- Puristic design with deep canopy
- Industrial look thanks to brushed aluminium
- Extremely long lamp body
- Premium LED

Products available in these colours and variants

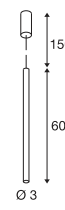


Product details

220-240V ~50/60Hz sec. 500mA
 Total consumption: 10W
 Material: Aluminium
 Dimmable: Triac C, Triac L



Line drawing



Variant	Item no.
700lm 3000K CRI>90	
■ black	152370
720lm 3000K CRI>90	
□ white	152371
720lm 3000K CRI>90	
■ brushed copper	152379

Variant	Item no.
450lm 3000K CRI>90	
■ black	152360
470lm 3000K CRI>90	
□ white	152361
470lm 3000K CRI>90	
■ brushed copper	152369

SPHERA 45

A - A++



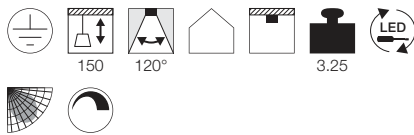
- Puristic design
- Generous room lighting

Product available in this colour

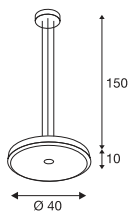


Product details

220-240V ~50/60Hz sec. 350mA
 Total consumption: 12W
 Material: Aluminium/acrylic glass
 Dimmable: Triac C



Line drawing



SPHERA 75

A - A++



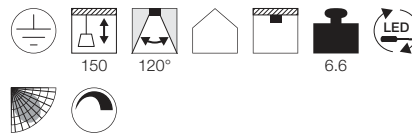
- Puristic design
- Generous room lighting

Product available in this colour

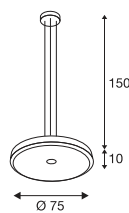


Product details

220-240V ~50/60Hz sec. 500mA
 Total consumption: 15W
 Material: Aluminium/acrylic glass
 Dimmable: Triac C, Triac L



Line drawing



133351 120

DESIGNED BY
 Carsten Witsch



Variant	Item no.
800lm 2700K CRI80 <input type="checkbox"/> white	133341

Variant	Item no.
1200lm 2700K CRI80 <input type="checkbox"/> white	133351



156268 121

VINCELLI D

A - A++



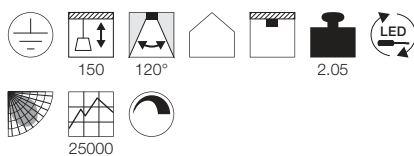
- Modern combination of bamboo and steel
- Natural look thanks to real bamboo
- Generous illumination

Products available in these colours and variants


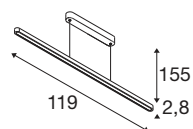


Product details

220-240V ~50/60Hz sec. 700mA
 Total consumption: 29W
 Material: Bamboo/steel
 Dimmable: Triac C, Triac L



Line drawing



Variant	Item no.
1400lm 2700K CRI>80 ■ dark bamboo	156267
1400lm 2700K CRI>80 ■ light bamboo	156268

165461 123

DESIGNED BY

Johan Carpner



SOBERBIA 31

A - A++



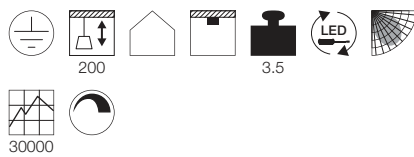
- Extravagant design, small shade
- Upgrading of living and working room
- Premium LED

Products available in these colours and variants

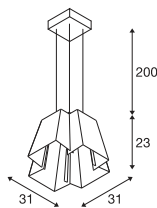


Product details

200-240V ~50/60Hz sec. 1400mA
 Total consumption: 26W
 Material: Steel
 Dimmable: Triac C, Triac L



Line drawing



SOBERBIA 53

A - A++



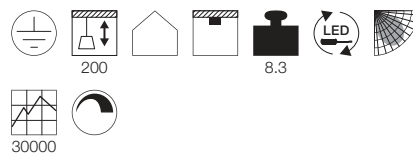
- Extravagant design, medium-sized shade
- Modern room lighting
- Premium LED

Products available in these colours and variants

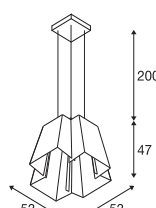


Product details

200-240V ~50/60Hz sec. 1050mA
 Total consumption: 40W
 Material: Steel
 Dimmable: Triac C, Triac L



Line drawing



SOBERBIA 80

A - A++



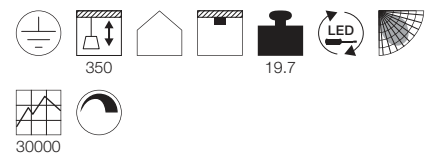
- Extravagant design, large shade
- Central design element for any room
- Premium LED

Products available in these colours and variants

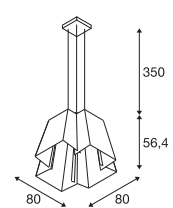


Product details

200-240V ~50/60Hz sec. 1400mA
 Total consumption: 56W
 Material: Steel
 Dimmable: Triac C, Triac L



Line drawing



Variant	Item no.
2000lm 2700K CRI>80 □ white	165441

Variant	Item no.
1300lm 3200K CRI>80 □ white	164571 .00

Variant	Item no.
3950lm 2700K CRI>80 □ white	165461 .00



156301 125

DESIGNED BY

Andreas Robertz



I-RING

A - A++



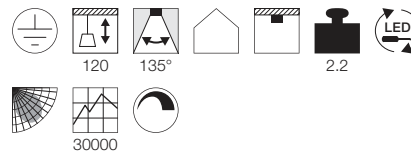
- Modern, soft design
- Indirect light
- Premium LED

Products available in these colours and variants

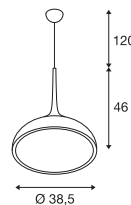


Product details

220-240V ~50/60Hz sec. 700mA
 Total consumption: 16W
 Material: Steel/textile
 Dimmable: Triac C, Triac L



Line drawing



PHELIA E27

A - A++



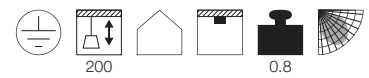
- Modern luminaire with industrial look

Products available in these colours and variants

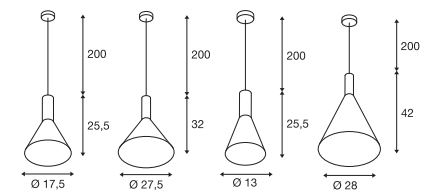


Product details

230V ~50/60Hz
 Material: Aluminium



Line drawing



Note

Lamp shades lacquered in white on the inside.

Lamp details

23W max.
 optional: LED

Recommended LED lamp

LED E27 8.5W
 2700K 806lm EEL=A+
 10kWh/1000h
 Item no. 560161 |



Variant	Item no.
E27 TC(...)SE Ø: 17,5 cm H: 25,5 cm 0,6 kg ■ black/white	133300
E27 TC(...)SE Ø: 27,5 cm H: 32 cm 0,8 kg ■ black/white	133310
E27 TC(...)SE Ø: 28 cm H: 42 cm 0,8 kg ■ black/white	133320
E27 TC(...)SE Ø: 13 cm H: 25,5 cm 0,6 kg ■ black/white	133330

Variant	Item no.
1000lm 3000K CRI80 □ white	156301

SOPRANA
PD-3, QPAR51

E - A++



- Classic conical lamp shade
- Lamps made from real concrete
- Every luminaire is unique

Products available in these colours and variants

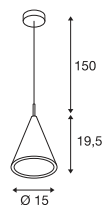


Product details

230V ~50Hz
Material: concrete



Line drawing



Lamp details

25W max. optional: LED

Recommended LED lamp

LED GU10 4.3W 40°
2700K 245lm EEL=A+
5kWh/1000h
Item no. 551252 |



Valeto GU10 5.3W
2700K 385lm EEL=A+
6kWh/1000h
Item no. 420060 |



Variant	Item no.
GU10 QPAR51 ■ grey	155712

SOPRANA
PD-4, E27

E - A++



- Elegant lamp shade in teardrop shape
- Lamps made from real concrete
- Every luminaire is unique

Products available in these colours and variants

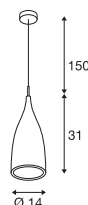


Product details

230V ~50Hz
Material: concrete



Line drawing



Lamp details

25W max.
optional: LED TC(...)SE QA60

Recommended LED lamp

LED E27 8.5W
2700K 806lm EEL=A+
10kWh/1000h
Item no. 560161 |



Valeto E27 9.4W
2700K 850lm EEL=A+
10kWh/1000h
Item no. 420050 |



Variant	Item no.
E27 A60 ■ grey	155713



155712

126

155710

127

155713

126



155710 127

SOPRANA PD-1, E14

E-A++



- Elegant globe-shaped luminaire
- Lamps made from real concrete
- Every luminaire is unique

Products available in these colours and variants

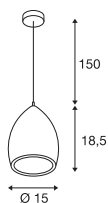


Product details

230V ~50Hz
Material: concrete



Line drawing



Lamp details

25W max.
L: 13 cm max.
optional: LED TC(...)SE QC35

Recommended LED lamp

LED E14 4W
2700K 250lm EEL=A+
3kWh/1000h
Item no. 560222 |



Variant	Item no.
E27 C35 ■ grey	155710

SOPRANA PD-2, E27

E-A++



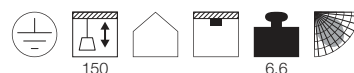
- Classic round lamp shade
- Lamps made from real concrete
- Every luminaire is unique
- Glare-free light

Products available in these colours and variants

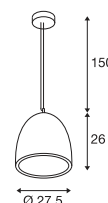


Product details

230V ~50Hz
Material: concrete



Line drawing



Lamp details

60W max.
L: 14.6 cm max.
optional: LED TC(...)SE QA60

Recommended LED lamp

LED E27 G95 7W
2700K 806lm EEL=A+
7kWh/1000h
Item no. 1001035 |



Valeto E27 9.4W
2700K 850lm EEL=A+
10kWh/1000h
Item no. 420050 |



Variant	Item no.
E27 A60 ■ grey	155711


FORCHINI M
E27

E - A++



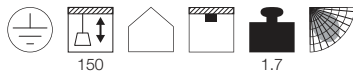
• High-quality design

Products available in these colours and variants

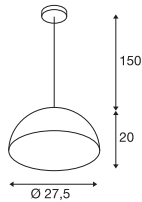


Product details

230V ~50Hz
Material: Aluminium/steel



Line drawing



Note

Textile cable in housing colour

Lamp details

40W max.
L: 15.2 cm max.
optional: LED TC(...)SE QA60

Recommended LED lamp

LED E27 G125 7W
2700K 806lm EEL=A+
7kWh/1000h
Item no. 1001038 |



Variant	Item no.
E27 A60	
■ black/silver	155900
E27 A60	
▨ white/silver	155901
E27 A60	
■ black/gold	155910
E27 A60	
▨ white/gold	155911

FORCHINI M
E27

E - A++



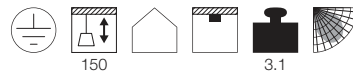
• High quality design, large version

Products available in these colours and variants

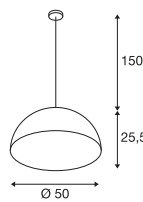


Product details

230V ~50Hz
Material: Aluminium/steel



Line drawing



Note

Textile cable in housing colour

Lamp details

40W max.
L: 18 cm max.
optional: LED TC(...)SE QA60

Recommended LED lamp

LED E27 G95 7W
2700K 806lm EEL=A+
7kWh/1000h
Item no. 1001035 |



Variant	Item no.
E27 A60	
■ black/silver	155920
E27 A60	
▨ white/silver	155921
E27 A60	
■ black/gold	155930
E27 A60	
▨ white/gold	155931



155931 128



155930 128



155530 129

FORCHINI
E27

E - A++



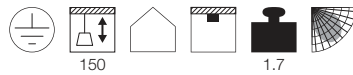
- Hand-made, large lamp shade
- Every luminaire is unique

Products available in these colours and variants

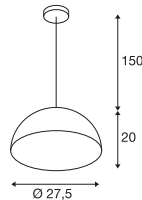


Product details

230V ~50Hz
Material: GFK/ steel



Line drawing



Note

Textile cable in housing colour

Lamp details

40W max.
L: 14 cm max.
optional: LED TC(...)SE QA60

Recommended LED lamp

LED E27 G95 7W
2700K 806lm EEL=A+
7kWh/1000h
Item no. 1001035 |



Variant	Item no.
E27 A60	
■ black/silver	155500
E27 A60	
□ white/silver	155501
E27 A60	
■ black/gold	155510
E27 A60	
□ white/gold	155511


FORCHINI
E27

E - A++



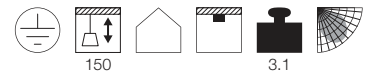
- Hand-made, large lamp shade
- Every luminaire is unique

Products available in these colours and variants

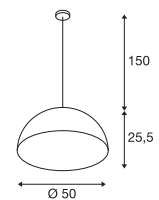


Product details

230V ~50Hz
Material: GFK/ steel



Line drawing



Note

Textile cable in housing colour

Lamp details

40W max.
L: 20 cm max.
optional: LED TC(...)SE QA60

Recommended LED lamp

LED E27 G125 7W
2700K 806lm EEL=A+
7kWh/1000h
Item no. 1001038 |



Variant	Item no.
E27 A60	
■ black/silver	155520
E27 A60	
□ white/silver	155521
E27 A60	
■ black/gold	155530
E27 A60	
□ white/gold	155531



133018 131



LUSTROGRAD
ОПТОВЫЕ ПРОДАЖИ СВЕТИЛЬНИКОВ

PARA CONE 20
E27

E - A++



- Classic conical design
- Sophisticated shiny look

Product available in these colours

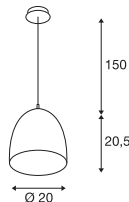


Product details

230V ~50Hz
Material: Aluminium/steel



Line drawing



Note

Textile cable.

Lamp details

60W max.
optional: LED TC(...)SE QA60

Recommended LED lamp

LED E27 4.8W 330°
2700K 470lm EEL=A++
5kWh/1000h
Item no. 560752 |



Variant	Item no.
E27 A60 canopy in chrome	
■ black gloss	133000
E27 A60 canopy in chrome	
□ white gloss	133001
E27 A60 canopy in chrome	
■ Brushed aluminium	133005
E27 A60 canopy in chrome	
□ white/marble	133008
E27 A60 canopy in copper	
■ Copper	133009
E27 A60 canopy in chrome	
■ black/gold	133050

PARA CONE 30
E27

E - A++



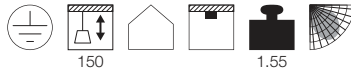
- Classic conical lamp shade, 30 cm
- Sophisticated shiny look

Product available in these colours

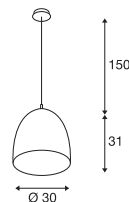


Product details

230V ~50Hz
Material: Steel



Line drawing



Note

Textile cable.

Lamp details

60W max.
optional: LED TC(...)SE QA60

Recommended LED lamp

Valeto E27 9.4W
2700K 850lm EEL=A+
10kWh/1000h
Item no. 420050 |



Variant	Item no.
E27 A60 canopy in chrome	
■ black gloss	133010
E27 A60 canopy in chrome	
□ white gloss	133011
E27 A60 canopy in chrome	
■ Brushed aluminium	133015
E27 A60 canopy in chrome	
□ white/marble	133018
E27 A60 canopy in copper	
■ Copper	133019
E27 A60 canopy in chrome	
■ black/gold	133060

PARA CONE 40
E27

E - A++



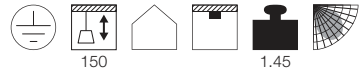
- Classic conical lamp shade, 40 cm
- Sophisticated shiny look

Product available in these colours

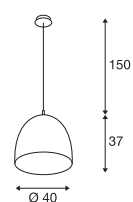


Product details

230V ~50Hz
Material: Aluminium/steel



Line drawing



Note

Textile cable.

Lamp details

60W max.
optional: LED TC(...)SE QA60

Recommended LED lamp

LED E27 8.5W
2700K 806lm EEL=A+
10kWh/1000h
Item no. 560161 |



Variant	Item no.
E27 A60 canopy in chrome	
■ black/gold	133070
E27 A60 canopy in chrome	
■ black	155470
E27 A60 canopy in chrome	
□ white	155471
E27 A60 canopy in chrome	
■ Brushed aluminium	155475
E27 A60 canopy in copper	
■ Copper	155479


LIGHT EYE 150
QPAR111

E - A++



- Decorative, stylish design
- Made from robust and durable steel
- Wonderful addition to any living concept

Products available in these colours and variants

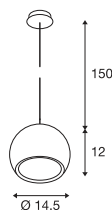


Product details

230V ~50Hz
Material: Steel



Line drawing



Note

Textile cable.

Lamp details

75W max. optional: LED

Recommended LED lamp

LED GU10 15.5W 30°
2700K 680lm EEL=A
6kWh/1000h

Item no. 570672 |



Variant	Item no.
GU10 QPAR111	
white/chrome	133481
GU10 QPAR111	
chrome	133482
GU10 QPAR111	
Brass	133483
GU10 QPAR111	
fern-green RAL 6025	133485
GU10 QPAR111	
wine red RAL 3005	133486
GU10 QPAR111	
Copper	133489


LIGHT EYE 90
QPAR51

E - A++



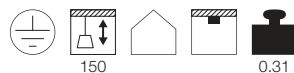
- Stylish spherical lamp shade
- Made from robust and durable steel
- Wonderful addition to any living concept

Products available in these colours and variants

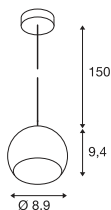


Product details

230V ~50Hz
Material: Steel



Line drawing



Note

Textile cable.

Lamp details

LED GU10 51mm 5W max.

Recommended LED lamp

LED GU10 3.5W 40°
3000K 270lm EEL=A++
4kWh/1000h

Item no. 560123 |



Variant	Item no.
GU10 QPAR21	
black/chrome	133490
GU10 QPAR21	
white/chrome	133491
GU10 QPAR21	
Brass	133493
GU10 QPAR21	
fern-green RAL 6025	133495
GU10 QPAR21	
Copper	133499



133482

132





WAVE 25

A - A++

NEW

DIM TO WARM

LED INSIDE



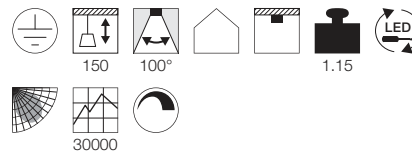
- Dim to Warm
- Light colour changes when dimming

Products available in these colours and variants

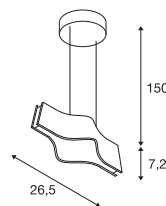


Product details

220-240V ~50/60Hz sec. 250mA
 Total consumption: 12W
 Material: Aluminium/steel
 Dimmable: Triac C



Line drawing



WAVE PENDANT

A - A++

LED INSIDE



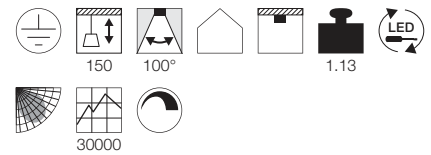
- Elegant-modern wave design
- High-quality combination of aluminium and steel
- Pendant length individually adjustable

Products available in these colours and variants

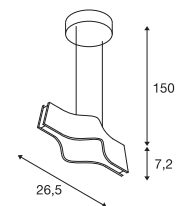


Product details

220-240V ~50/60Hz sec. 500mA
 Total consumption: 12W
 Material: Aluminium/steel
 Dimmable: Triac C, Triac L



Line drawing



Variant	Item no.
440lm 2000K-3000K CRI>90	
■ black	1000641
440lm 2000K-3000K CRI>90	
□ white	1000642
440lm 2000K-3000K CRI>90	
■ Brass	1000643
440lm 2000K-3000K CRI>90	
▨ aluminium/white	1000644

Variant	Item no.
800lm 3000K CRI80	
■ black	147830
980lm 3000K CRI80	
□ white	147831
870lm 3000K CRI80	
■ Brass	147833
960lm 3000K CRI80	
▨ aluminium/white	147836



1000782 135



148040 135

PLASTRA
TCR-TSE

B - A++



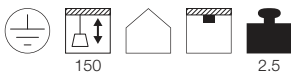
- Can be individually re-designed with colours & stickers

Products available in these colours and variants



Product details

230V ~50Hz
Material: Plaster/steel
Product dimensions: Ø: 25.0 cm H: 18.0 cm



PLASTRA CONE
TCR-TSE

B - A++



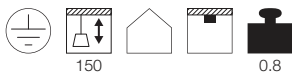
- Puristic conical lamp made from plaster
- Can be designed with colours, stickers & more
- Can be individually adapted to any colour design

Products available in these colours and variants

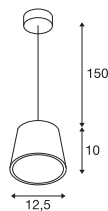


Product details

230V ~50Hz
Material: Plaster/steel



Line drawing



PLASTRA
TCR-TSE

B - A++



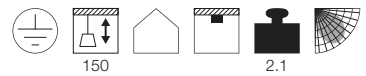
- Puristic hemispherical lamp made from plaster
- Can be designed with colours, stickers & more
- Can be individually adapted to any colour design

Products available in these colours and variants

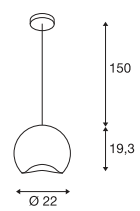


Product details

230V ~50Hz
Material: Plaster/steel



Line drawing



Lamp details

11W max.
optional: LED

Recommended LED lamp

LED GX53 4.2W 35°
3000K 200lm EEL=A
5kWh/1000h
Item no. 550092 |



Variant	Item no.
GX53 TCR-TSE □ white	1000782

Lamp details

11W max.
optional: LED

Recommended LED lamp

LED GX53 4.2W 35°
3000K 200lm EEL=A
5kWh/1000h
Item no. 550092 |



Variant	Item no.
GX53 TCR-TSE □ white	148041

Lamp details

11W max.
optional: LED

Recommended LED lamp

LED GX53 7.5W 25°
3000K 450lm EEL=A
8kWh/1000h
Item no. 550082 |



Variant	Item no.
GX53 TCR-TSE □ white	148040



155300 137



LUSTROGRAD
ОПТОВЫЕ ПРОДАЖИ СВЕТИЛЬНИКОВ

LASSON 80
E27

E - A++



- Changing, edgy look
- Glare-free light due to frosted acrylic glass

Products available in these colours and variants

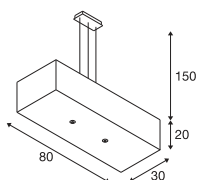


Product details

230V ~50Hz
Material: Steel/glass/textile



Line drawing



Lamp details

4x 60W max.
Ø: 8 cm max. L: 18 cm max.
optional: LED TC(...)SE QA60

Recommended LED lamp

LED E27 8.5W
2700K 806lm EEL=A+
10kWh/1000h
Item no. 560161 |



Valetto E27 9.4W
2700K 850lm EEL=A+
10kWh/1000h
Item no. 420050 |



Variant	Item no.
E27 A60 ■ black/chrome	155290

LASSON 45
E27

E - A++



- Changing look with classic shape
- Glare-free light due to frosted acrylic glass

Products available in these colours and variants

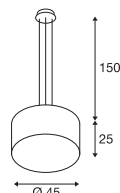


Product details

230V ~50Hz
Material: Steel/textile/acrylic glass



Line drawing



Lamp details

3x 60W max.
L: 13 cm max.
optional: LED TC(...)SE QA60

Recommended LED lamp

LED E27 8.5W
2700K 806lm EEL=A+
10kWh/1000h
Item no. 560161 |



Valetto E27 9.4W
2700K 850lm EEL=A+
10kWh/1000h
Item no. 420050 |



Variant	Item no.
E27 A60 ■ black	155300

LASSON 10
E27

E - A++



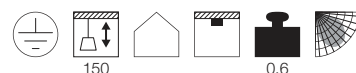
- Changing look in a small circle

Products available in these colours and variants

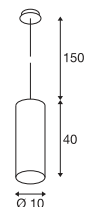


Product details

230V ~50Hz
Material: Textile/polystyrene/steel



Line drawing



Lamp details

40W max.
optional: LED TC(...)SE QA60

Recommended LED lamp

LED E27 8.5W
2700K 806lm EEL=A+
10kWh/1000h
Item no. 560161 |



Valetto E27 9.4W
2700K 850lm EEL=A+
10kWh/1000h
Item no. 420050 |



Variant	Item no.
E27 A60 ■ black	155380



155871 139



155770 139



TRIADEM
E27

E - A++



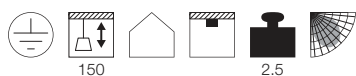
- Classic meets modern
- Stylish, oval textile shades
- Frame with high-quality chrome finish
- Adjustable pendant length

Product available in these colours

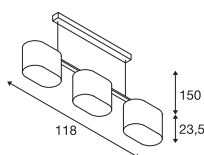


Product details

230V ~50Hz
Material: Textile/polystyrene/steel



Line drawing



Lamp details

3x 60W max.
L: 14 cm max.
optional: LED TC(...)SE QA60

Recommended LED lamp

LED E27 8.5W
2700K 806lm EEL=A+
10kWh/1000h
Item no. 560161 |



Valeto E27 9.6W
2700K-6500K 900lm EEL=A+
10kWh/1000h
Item no. 420051 |



Variant	Item no.
E27 A60	
■ black	155870
E27 A60	
□ white	155871

SOPRANA CONE
E14

E - A++



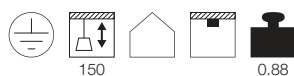
- Unusual look
- Textile shades with different pendant length

Products available in these colours and variants

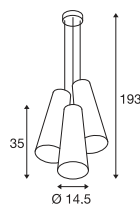


Product details

230V ~50Hz
Material: Steel/textile



Line drawing



Lamp details

3x 40W max.
optional: LED TC(...)SE QC35

Recommended LED lamp

LED E14 4W
2700K 250lm EEL=A+
3kWh/1000h
Item no. 560222 |



Variant	Item no.
E14 C35	
■ black/white/grey	155770

TENORA
E27

E - A++



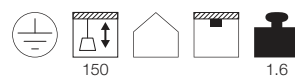
- Classic, respectable design
- Homely textile shade

Products available in these colours and variants

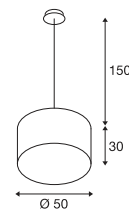


Product details

230V ~50Hz
Material: Textile/polystyrene/steel



Line drawing



Lamp details

3x 60W max.
optional: LED TC(...)SE QA60

Recommended LED lamp

LED E27 8.5W
2700K 806lm EEL=A+
10kWh/1000h
Item no. 560161 |



Variant	Item no.
E27 A60	
■ black	156060
E27 A60	
□ white	156061



157634 141



155650 141

SOPRANA E27

E - A++



- Classic round shape
- Homogeneous, glare-free lighting
- High degree of adaptability thanks to simple design

Products available in these colours and variants



Product details

230V ~50Hz

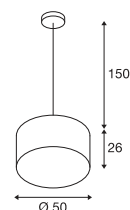
Material: Steel/textile/acrylic glass



150

2.15

Line drawing



Lamp details

3x 60W max.

L: 16.5 cm max.

optional: LED TC(...)SE QA60

Recommended LED lamp

LED E27 8.5W
2700K 806lm EEL=A+
10kWh/1000h
Item no. 560161 |



Valeto E27 9.6W
2700K-6500K 900lm EEL=A+
10kWh/1000h
Item no. 420051 |



Variant	Item no.
E27 A60	
white	155462
E27 A60	
beige	155463

BISHADE
E27

A - A++



- Unusually effective combination
- Special light filter due to two shades

Products available in these colours and variants

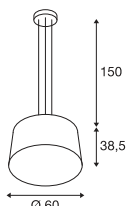


Product details

230V ~50Hz
Material: Textile/polystyrene/steel



Line drawing



Lamp details

3x 23W max.
L: 17 cm max.
optional: LED

Recommended LED lamp

LED E27 G95 7W
2700K 806lm EEL=A+
7kWh/1000h
Item no. 1001035 |



Valeto E27 9.4W
2700K 850lm EEL=A+
10kWh/1000h
Item no. 420050 |



Variant	Item no.
E27 TC(...)SE	
■ black/transparent	155650

CYGNIS 120

A - A++



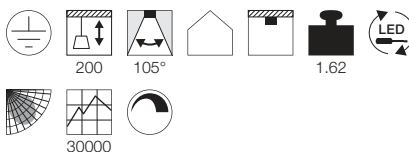
- Modern, flat design
- Pleasantly warm-white light due to premium LED
- Extremely low power consumption

Product available in these colours

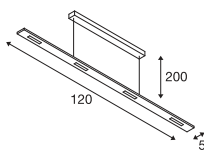


Product details

120-277V~50/60Hz sec. 500mA
Total consumption: 30W
Material: Aluminium
Dimmable: 1-10V



Line drawing



Variant	Item no.
2100lm 3000K CRI90	
□ white	157631
2100lm 3000K CRI90	
■ silver-grey	157634

CYGNIS 121

A - A++



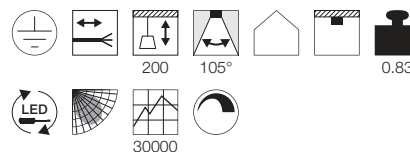
- Modern, flat design
- Warm-white light thanks to premium LED
- Particularly suitable for hollow ceilings

Product available in these colours

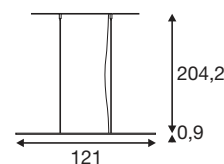


Product details

100-240V ~50/60Hz sec. 500mA
Total consumption: 27W
Material: Aluminium
Dimmable: 1-10V



Line drawing



Note

Without canopy.

Variant	Item no.
2100lm 3000K CRI90	
□ white	157641
2100lm 3000K CRI90	
■ silver-grey	157644



TINTO
E27

E - A++



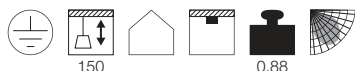
- Simple, conical luminaire
- Modern colour selection for any room
- Concentrated lighting in the room

Product available in these colours



Product details

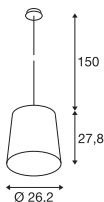
220-240V ~50/60Hz
Material: Aluminium/steel



150

0.88

Line drawing



Lamp details

60W max.
optional: TC(...)SE LED

Recommended LED lamp

LED E27 G95 7W
2700K 806lm EEL=A+
7kWh/1000h
Item no. 1001035 |



Variant	Item no.
E27 A60	
■ black	165510
E27 A60	
□ white	165511
E27 A60	
■ fern-green RAL 6025	165515
E27 A60	
■ wine red	165518
E27 A60	
■ Copper	165519
E27 A60	
■ black/gold	165520

ENOLA
E27

E - A++



- Puristic aluminium luminaire
- Wide range of colours for modern colourful arrangements
- Concentrated lighting in the room

Product available in these colours



Product details

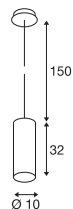
230V ~50Hz
Material: Aluminium/steel



150

0.98

Line drawing



Lamp details

60W max.
Ø: 9 cm max. L: 18 cm max.
optional: LED TC(...)SE QA60

Recommended LED lamp

LED E27 8W 38°
3000K 630lm EEL=A+
8kWh/1000h
Item no. 551293 |



Variant	Item no.
E27 A60	
□ white	149381
E27 A60	
■ Brushed aluminium	149385
E27 A60	
■ red	149386
E27 A60	
■ gold	149387
E27 A60	
■ matt black	149388

ENOLA_B
QPAR51

E - A++



- Puristic aluminium luminaire
- Classic colour selection
- Suitable for different room concepts

Products available in these colours and variants



Product details

230V ~50Hz
Material: Aluminium/steel



150

0.75

Line drawing



Lamp details

50W max.
optional: LED

Recommended LED lamp

LED GU10 4.3W 40°
2700K 245lm EEL=A+
5kWh/1000h
Item no. 551252 |



Variant	Item no.
GU10 QPAR51	
■ black	151850
GU10 QPAR51	
□ white	151851
GU10 QPAR51	
■ Brass	151853
GU10 QPAR51	
■ silver-grey/black	151854

PLASTRA
QPAR51

A - A++



- Puristic luminaire cylinder made from plaster
- Can be designed with colours, stickers & more
- Can be individually adapted to any colour design

Products available in these colours and variants



Product details

230V ~50Hz

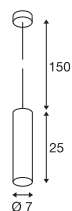
Material: Plaster/steel



150

1

Line drawing



Lamp details

LED GU10 51mm 7W max.

Recommended lamp

LED GU10 4.3W 40°
2700K 245lm EEL=A++
5kWh/1000h
Item no. 551292 |



Valeto GU10 5.3W
2700K 385lm EEL=A+
6kWh/1000h
Item no. 420060 |



Variant	Item no.
GU10	
<input type="checkbox"/> white	148042





155714 145

155702 80

LISENNE
E27

E - A++



- Modern rustic luminaire
- Subtle illumination thanks to smoked glass look
- Stable stone provides a long service life

Products available in
these colours and variants

1003



Product details

230V ~50/60Hz

Material: Basalt/glass



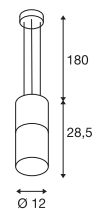
180



2,8



Line drawing



Lamp details

23W max.

Ø: 5.5 cm max. L: 15 cm max.

optional: LED

Recommended LED lamp

LED E27 12W 240°
3000k 1060lm EEL=A+
12kWh/1000h

Item no. 1001032 |



Variant	Item no.
E27 TC(...)SE ■ grey/brown	155714





RETO

A - A++

LED
INSIDE

- Elegant, stylish design
- White light due to frosted glass
- High colour rendering index of 90

Products available in
these colours and variants



1007



Product details

220-240V ~50/60Hz sec. 365mA
Total consumption: 12W
Material: Aluminium/frosted glass
Dimmable: Triac C, Triac L



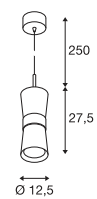
250

2.05



30000

Line drawing



Variant

Item no.

Up: 250lm | 2700K | CRI90

Down: 250lm | 2700K | CRI90

grey/white

150664



COMMO
TCR-TSE

B - A++



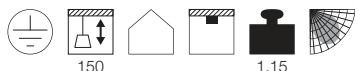
- Elegant cylinder with puristic design
- White light due to partially frosted glass
- Glare-free lighting

Product available in these colours

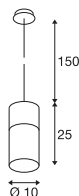


Product details

230V ~50Hz
Material: Steel/glass



Line drawing



Lamp details

13W max.
optional: LED

Recommended LED lamp

LED GX53 3W 120°
3000K 250lm EEL=A++
3kWh/1000h
Item no. 551372 |



Variant	Item no.
GX53 TCR-TSE ■ chrome	149380

ORION
E14

B - A++



- Modern-elegant design
- High-quality look
- Warm, harmonious colour scheme

Product available in these colours

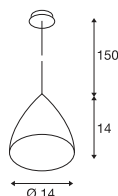


Product details

230V ~50Hz
Material: Steel/glass



Line drawing



Lamp details

40W max.
optional: LED TC(...)SE QC35

Recommended LED lamp

LED E14 6.5W 280°
2700K 480lm EEL=A+
7kWh/1000h
Item no. 560372 |



Variant	Item no.
E14 C35 ■ beige	133660
E14 C35 □ white	133661

TONGA
E14

B - A++



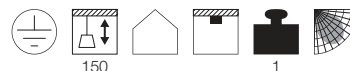
- Minimalist design & elegant look
- Softly filtered light thanks to ceramic shade
- Feel-good atmosphere for any room

Products available in these colours and variants

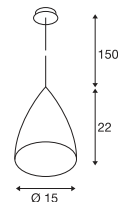


Product details

230V ~50Hz
Material: Ceramic



Line drawing



Lamp details

60W max.
Ø: 5 cm max. L: 13 cm max.
optional: LED TC(...)SE QC35

Recommended LED lamp

LED E14 4W
2700K 250lm EEL=A+
3kWh/1000h
Item no. 560222 |



Variant	Item no.
E14 C35 □ white	133444



133511

151

BIG SUN
E27

E - A++



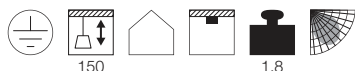
- Modern, large globe
- Hand-blown shade made from glass
- Every luminaire is a one-off

Products available in these colours and variants

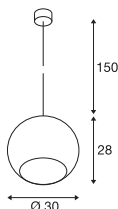


Product details

230V ~50Hz
Material: Aluminium/glass



Line drawing



Lamp details

75W max.
Ø: 7 cm max. L: 17.5 cm max.
optional: LED TC(...)SE QA60

Recommended LED lamp

LED E27 8.5W
2700K 806lm EEL=A+
10kWh/1000h
Item no. 560161 |



Valetto E27 9.6W
2700K-6500K 900lm EEL=A+
10kWh/1000h
Item no. 420051 |



Variant	Item no.
E27 A60	
aluminium/white	133581

SUN
E27

E - A++



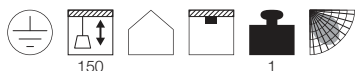
- Modern globe luminaire, small version
- Hand-blown shade made from glass
- Every luminaire is a one-off

Products available in these colours and variants

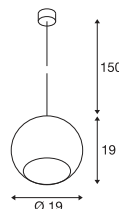


Product details

230V ~50Hz
Material: Aluminium/glass



Line drawing



Lamp details

75W max.
Ø: 7 cm max. L: 12 cm max.
optional: LED TC(...)SE QA60

Recommended LED lamp

LED E27 8.5W
2700K 806lm EEL=A+
10kWh/1000h
Item no. 560161 |



Valetto E27 9.6W
2700K-6500K 900lm EEL=A+
10kWh/1000h
Item no. 420051 |



Variant	Item no.
E27 A60	
aluminium/white	133511

BIBA
C35

E - A++

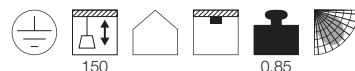


- Frosted lamp shade for warm light

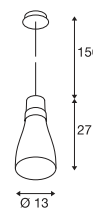
Product available in these colours

Product details

230V ~50Hz
Material: Aluminium/glass



Line drawing



Lamp details

60W max.
Ø: 5 cm max. L: 13 cm max.
optional: LED TC(...)SE QC35

Recommended LED lamp

LED E14 4W
2700K 250lm EEL=A+
3kWh/1000h
Item no. 560222 |



Variant	Item no.
E14 C35	
silver-grey	133464

ORION CONE
E27

E - A++



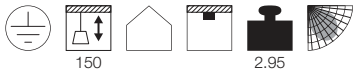
- Modern-elegant design
- Harmonious colour scheme fits in seamlessly

Product available in these colours

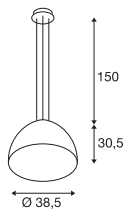


Product details

230V ~50Hz
Material: Steel/glass



Line drawing



Lamp details

60W max.
L: 18 cm max.
optional: LED TC(...)SE QA60

Recommended LED lamp

LED E27 G95 7W
2700K 806lm EEL=A+
7kWh/1000h
Item no. 1001035 |



Valeto E27 9.6W
2700K-6500K 900lm EEL=A+
10kWh/1000h
Item no. 420051 |



Variant	Item no.
E27 A60	
<input checked="" type="checkbox"/> beige	133650
E27 A60	
<input type="checkbox"/> white	133651

133651

152



**DESIGNED BY**

Johannes Tomm

BRENDA

A - A++




- Exclusive, modern design
- White light thanks to frosted glass
- Premium LED

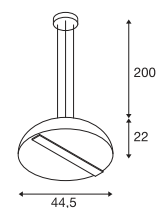
Products available in these colours and variants

**Product details**

220-240V ~50/60Hz sec. 500mA
 Total consumption: 21W
 Material: Aluminium/frosted glass
 Dimmable: Triac C



50000

Line drawing

Variant	Item no.
2000lm 3000K CRI>80 white/silver	157701

165390 + 165410

155



ROTOBALL 25
E27

A - A++



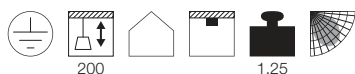
- Fashionable globe, small version
- Homogeneous light
- Temperature-resistant material

Products available in these colours and variants

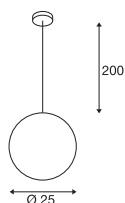


Product details

230V ~50Hz
Material: Steel/PE



Line drawing



Lamp details

24W max.
Ø: 7 cm max.
optional: LED

Recommended LED lamp

LED E27 8.5W
2700K 806lm EEL=A+
10kWh/1000h
Item no. 560161 |



Valetto E27 9.4W
2700K 850lm EEL=A+
10kWh/1000h
Item no. 420050 |



Variant	Item no.
E27 TC(...)SE silver-grey/white	165390

ROTOBALL 40
E27

A - A++



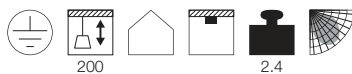
- Fashionable, medium-sized globe
- Homogeneous light
- Temperature-resistant material

Products available in these colours and variants

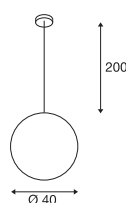


Product details

230V ~50Hz
Material: Steel/PE
Product dimensions: Ø: 40 cm



Line drawing



Lamp details

24W max.
Ø: 9.5 cm max.
optional: LED

Recommended LED lamp

LED E27 14.5W 200°
2700K 1521lm EEL=A+
15kWh/1000h
Item no. 560422 |



Valetto E27 9.6W
2700K-6500K 900lm EEL=A+
10kWh/1000h
Item no. 420051 |



Variant	Item no.
E27 TC(...)SE silver-grey/white	165410

ROTOBALL 50
E27

A - A++



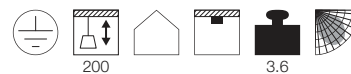
- Fashionable globe luminaire, large version
- Homogeneous light
- Temperature-resistant material

Products available in these colours and variants

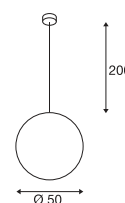


Product details

230V ~50Hz
Material: Steel/PE



Line drawing



Lamp details

24W max.
Ø: 9.5 cm max.
optional: LED

Recommended LED lamp

LED E27 14.5W 200°
2700K 1521lm EEL=A+
15kWh/1000h
Item no. 560422 |



Valetto E27 10.2W
2700K-6500K RGBW 850lm EEL=A+
11kWh/1000h
Item no. 420052 |



Variant	Item no.
E27 TC(...)SE silver-grey/white	165400

OPEN GRILL
SINGLE TWIST

A - A++



LED
INSIDE

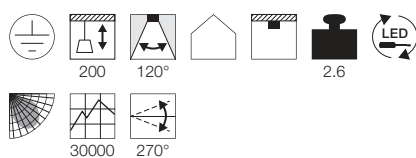
- Professional room illumination
- Lamp unit, can be tilted 270°
- Premium LED

Products available in
these colours and variants

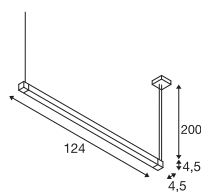


Product details

220-240V ~50/60Hz sec. 1050mA
Total consumption: 36W
Material: Aluminium/acrylic glass



Line drawing



157670 156

Variant	Item no.
2500lm 3000K CRI>80	
■ black	157670
2500lm 3000K CRI>80	
□ white	157671

155130 157

Q-LINE SINGLE

A - A++



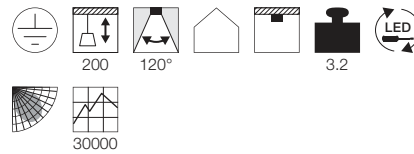
- Functional, edgy design
- Glare-free lighting thanks to acrylic glass
- Premium LED

Products available in these colours and variants

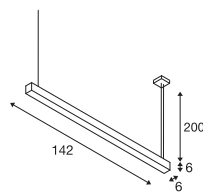


Product details

220-240V ~50/60Hz sec. 250mA
 Total consumption: 40W
 Material: Aluminium/acrylic glass



Line drawing



Q-LINE DALI SINGLE

A - A++



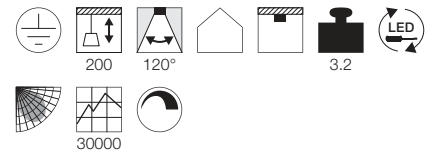
- Functional, edgy design
- Glare-free lighting thanks to acrylic glass
- Individual illumination thanks to Dali driver
- Premium LED

Products available in these colours and variants

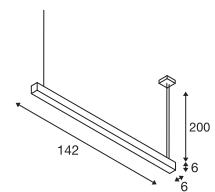


Product details

220-240V ~50/60Hz sec. 100-400mA
 Total consumption: 47W
 Material: Aluminium/acrylic glass
 Dimmable: Dali, switch



Line drawing



Variant	Item no.
3200lm 3000K CRI>80	
■ black	155120
□ white	155121
■ silver-grey	155124

Variant	Item no.
3200lm 3000K CRI>80	
■ black	155130
□ white	155131
■ silver-grey	155134

1000814 159





LONG GRILL

A - A++



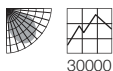
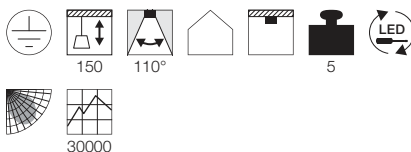
- Straight design for modern rooms
- Glare-free light thanks to the darklight grid – for an optimally illuminated workplace
- Premium LED

Product available in these colours



Product details

200-240V ~50/60Hz sec. 1400mA
 Total consumption: 67.2W
 Material: Aluminium/acrylic glass
 Product dimensions:
 L: 124.5 cm W: 25 cm H: 4.5 cm



ANELA

A - A++



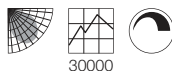
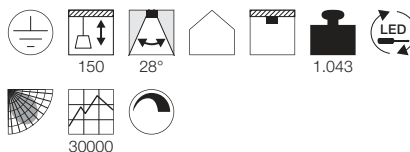
- Straight design for modern rooms
- Reduced glare due to set-back LED

Products available in these colours and variants



Product details

220-240V ~50/60Hz sec. 500mA
 Total consumption: 10W
 Material: Aluminium
 Product dimensions: Ø: 8 cm H: 27 cm
 Dimmable: Triac C, Triac L



Note

Product is supplied without reflector.
 This must be ordered separately.
 Lumen output with reflector 1000809 = 500lm;
 Lumen output with reflector 1000810 = 620lm;
 Lumen output with reflector 1000811 = 200lm;
 Lumen output with reflector 1000812 = 600lm

Recommended accessories Item no.

■ Reflector 28°	1000809
■ Reflector 28°	1000810
■ Reflector 28°	1000811
□ Reflector 28°	1000812

Variant	Item no.
Left: 3250lm 3000K CRI>80	
Right: 3250lm 3000K CRI>80	
■ black	1000392
Left: 3250lm 3000K CRI>80	
Right: 3250lm 3000K CRI>80	
□ white	1000393

Variant	Item no.
200-620lm 3000K CRI>90	
■ black	1000813
200-620lm 3000K CRI>90	
□ white	1000814

GLENOS
1m

A - A++



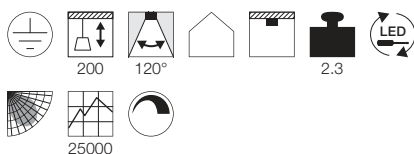
- Functional design
- Powerful top-class LED
- Individual illumination thanks to dimmer

Product available in these colours

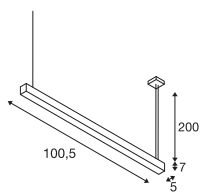


Product details

100-240V ~50/60Hz sec. 24V/DC
Total consumption: 52W
Material: Aluminium/plastic PC
Dimmable: 1-10V



Line drawing



GLENOS
2m

A - A++



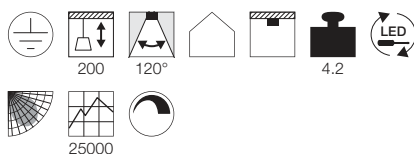
- Functional design
- Powerful top-class LED
- Individual illumination thanks to dimmer

Product available in these colours

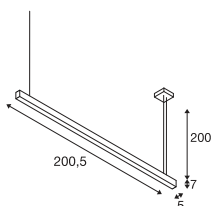


Product details

100-240V ~50/60Hz sec. 24V/DC
Total consumption: 103W
Material: Aluminium/plastic PC
Dimmable: 1-10V



Line drawing



Variant	Item no.
2470lm 3000K CRI80 ■ black	210000
2470lm 3000K CRI80 □ white	210001
2470lm 3000K CRI80 ▒ anodised aluminium	210004
2820lm 4000K CRI80 ■ black	210020
2820lm 4000K CRI80 □ white	210021
2820lm 4000K CRI80 ▒ anodised aluminium	210024

Variant	Item no.
5080lm 3000K CRI80 ■ black	210010
5080lm 3000K CRI80 □ white	210011
5080lm 3000K CRI80 ▒ anodised aluminium	210014
5790lm 4000K CRI80 ■ black	210030
5790lm 4000K CRI80 □ white	210031
5790lm 4000K CRI80 ▒ anodised aluminium	210034



210000 160

MEDO 60 SQUARE
T16

A



- Functional, modern design
- Extremely stable frame
- Optimum light using high-output lamps

Product available in these colours



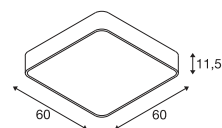
Product details

230V ~50Hz
Total consumption: 104W
Material: Aluminium/acrylic glass



5.3

Line drawing



Note

Exclusive pendant set, longer suspension set on request.

Recommended accessories Item no.

<input type="checkbox"/> Suspension set	133831
<input type="checkbox"/> Suspension set	133814

Recommended lamp


4x 24W
4000K 1750lm EEL=A
26kWh/1000h
Item no. 548124 |



Variant	Item no.
G5 T16	
<input type="checkbox"/> white	133821
G5 T16	
<input type="checkbox"/> silver	133824



133824 161



MEDO 30

A - A++



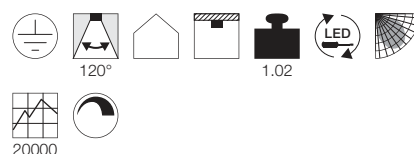
- Puristic design – small version
- Extremely stable frame

Products available in these colours and variants

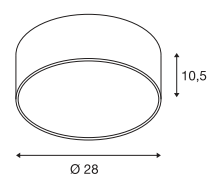


Product details

220-240V ~50/60Hz sec. 350mA
 Total consumption: 16W
 Material: Aluminium/steel/PMMA
 Dimmable: Triac C, Triac L



Line drawing



Note

Exclusive pendant set, longer suspension set on request.

Recommended accessories Item no.

■ Suspension set 1.5 m	135250
□ Suspension set 1.5 m	135251
■ Suspension set 1.5 m	135254
■ Suspension set 1.5 m	135256

Variant	Item no.
1200lm 3000K CRI>80	
■ black	135020
1200lm 3000K CRI>80	
□ white	135021
1200lm 3000K CRI>80	
■ silver-grey	135024
1200lm 3000K CRI>80	
■ wine red	135026

MEDO 40

A - A++



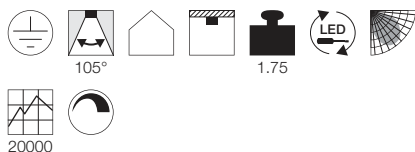
- Puristic design – normal version
- Extremely stable frame

Products available in these colours and variants

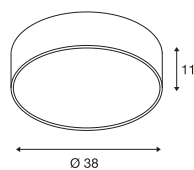


Product details

220-240V ~50/60Hz sec. 700mA
 Total consumption: 31W
 Material: Aluminium/steel/acrylic glass
 Dimmable: Triac C, Triac L



Line drawing



Note

Exclusive pendant set, longer suspension set on request.

Recommended accessories Item no.

■ Suspension set 1.5 m	135250
□ Suspension set 1.5 m	135251
■ Suspension set 1.5 m	135254
■ Suspension set 1.5 m	135256

Variant	Item no.
2125lm 3000K CRI80	
■ black	135070
2125lm 3000K CRI80	
□ white	135071
2125lm 3000K CRI80	
■ silver-grey	135074
2125lm 3000K CRI80	
■ wine red	135076

MEDO 60

A - A++



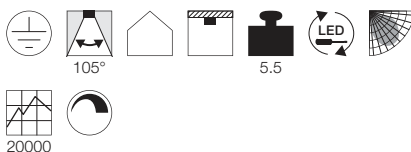
- Puristic design – large version
- Extremely stable frame

Products available in these colours and variants

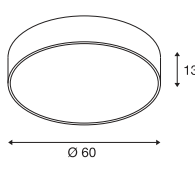


Product details

100-240V ~50/60Hz sec. 1000mA
 Total consumption: 40W
 Material: Aluminium/steel/acrylic glass
 Dimmable: 1-10V



Line drawing



Note

Exclusive pendant set, longer suspension set on request.

Recommended accessories Item no.

■ Suspension set 1.5 m	135250
□ Suspension set 1.5 m	135251
■ Suspension set 1.5 m	135254
■ Suspension set 1.5 m	135256

Variant	Item no.
3500lm 3000K CRI80	
■ black	135120
3500lm 3000K CRI80	
□ white	135121
3500lm 3000K CRI80	
■ silver-grey	135124
3500lm 3000K CRI80	
■ wine red	135126

MEDO 90

A - A++



- Puristic design – extra-large version
- Extremely stable frame

Products available in these colours and variants

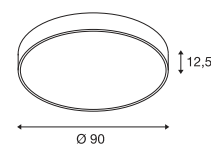


Product details

220-240V ~50/60Hz sec. 2900mA
 Total consumption: 119W
 Material: Aluminium/steel/PMMA
 Dimmable: 1-10V



Line drawing



Note

Exclusive pendant set, longer suspension set on request.

Recommended accessories Item no.

■ Suspension set 1.5 m	135250
□ Suspension set 1.5 m	135251
■ Suspension set 1.5 m	135254
■ Suspension set 1.5 m	135256

Variant	Item no.
11000lm 3000K CRI>80	
■ black	135170
11000lm 3000K CRI>80	
□ white	135171
11000lm 3000K CRI>80	
■ silver-grey	135174
11000lm 3000K CRI>80	
■ wine red	135176

135170 163

1000864 + 135250 165

1000855 + 135250 165





MEDO 30

A - A++

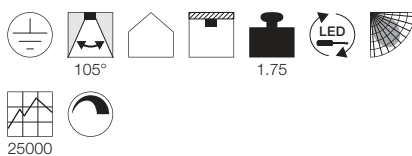


Products available in these colours and variants

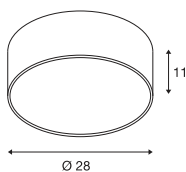


Product details

120-240V~50-60Hz sec. 350mA
 Total consumption: 15W
 Material: Aluminium/steel/frosted acrylic glass
 Dimmable: 1-10V



Line drawing



Note

Exclusive pendant set, longer suspension set on request.

Recommended accessories Item no.

■ Suspension set 1,5 m	135250
□ Suspension set 1,5 m	135251
■ Suspension set 1,5 m	135254

Variant	Item no.
1000lm 3000K CRI>80	
■ black	1000855
1000lm 3000K CRI>80	
□ white	1000856
1000lm 3000K CRI>80	
■ silver-grey	1000857

MEDO 40

A - A++

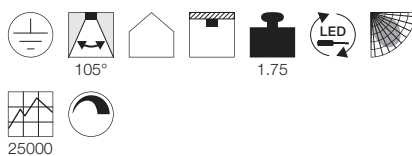


Products available in these colours and variants

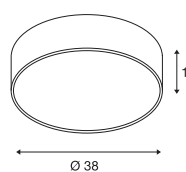


Product details

120-240V~50-60Hz sec. 700mA
 Total consumption: 29W
 Material: Aluminium/steel/frosted acrylic glass
 Dimmable: 1-10V



Line drawing



Note

Exclusive pendant set, longer suspension set on request.

Recommended accessories Item no.

■ Suspension set 1,5 m	135250
□ Suspension set 1,5 m	135251
■ Suspension set 1,5 m	135254

Variant	Item no.
2000lm 3000K CRI>80	
■ black	1000864
2000lm 3000K CRI>80	
□ white	1000865
2000lm 3000K CRI>80	
■ silver-grey	1000866



133801 + 133811

167



MEDO PRO 40
T16-R



- Puristic design – normal version
- Pleasantly filtered light effect
- Durable due to extremely stable frame

Product available in these colours

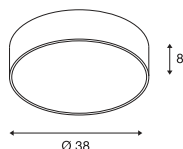


Product details

220-240V 0/~50-60Hz
Total consumption: 42W
Material: Aluminium/acrylic glass



Line drawing



Note

Exclusive pendant set, longer suspension set on request.

Recommended accessories Item no.

- Suspension set 1,5 m 133811
- Suspension set 1,5 m 133814

Lamp details

40W

Recommended lamp

2GX13 40W
3000K 3300lm EEL=A
48kWh/1000h
Item no. 548240 |



Variant	Item no.
2GX13 T16-R	
<input type="checkbox"/> white	133791
2GX13 T16-R	
<input checked="" type="checkbox"/> silver-grey	133794

MEDO PRO 60
TC-LEL/T16



- Puristic design – large version
- Pleasantly filtered light effect
- Durable due to extremely stable frame

Product available in these colours

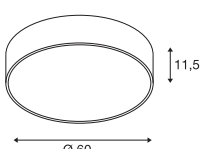


Product details

230V ~50Hz
Total consumption: 105W
Material: Aluminium/acrylic glass



Line drawing



Note

Exclusive pendant set, longer suspension set on request.

Recommended accessories Item no.

- Suspension set 1,5 m 133811
- Suspension set 1,5 m 133814

Lamp details

G5 2x 24W
2G11 2x 24W

Recommended lamp

G5 24W
4000K 1750lm EEL=A
26kWh/1000h
Item no. 548124 |



LED 2G11 24W
4000K 1800lm EEL=A
26kWh/1000h
Item no. 508441 |



Variant	Item no.
2G11 TC-LEL	
G5 T16	
<input type="checkbox"/> white	133801
2G11 TC-LEL	
G5 T16	
<input checked="" type="checkbox"/> silver-grey	133804

MEDO PRO 90
T16



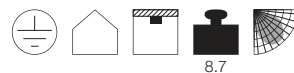
- Puristic design – extra-large version
- Pleasantly filtered light effect
- Durable due to extremely stable frame

Product available in these colours

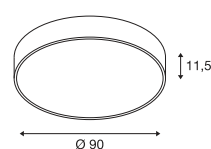


Product details

220-240V ~50/60Hz
Total consumption: 183W
Material: Aluminium/acrylic glass



Line drawing



Note

Exclusive pendant set, longer suspension set on request.

Recommended accessories Item no.

- Suspension set 1,5 m 133811
- Suspension set 1,5 m 133814

Lamp details

G5 4x 24W
G5 2x 39W

Recommended lamp

G5 24W
4000K 1750lm EEL=A
26kWh/1000h
Item no. 548124 |



LED G5 39W
4000K 3200lm EEL=A+
44kWh/1000h
Item no. 548139 |



Variant	Item no.
G5 T16	
<input type="checkbox"/> white	133861
G5 T16	
<input checked="" type="checkbox"/> silver-grey	133864

133841 169





MEDO RING 60

A - A++



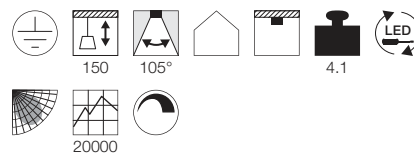
- Modern ring design
- Homogeneous, glare-free lighting

Products available in these colours and variants

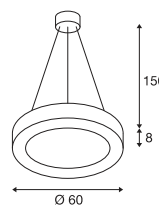


Product details

120-240V~50-60Hz sec. 700mA
 Total consumption: 35W
 Material: Aluminium/acrylic glass
 Dimmable: 1-10V



Line drawing



MEDO RING 90

A - A++



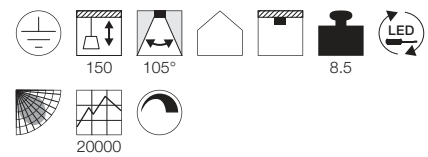
- Modern ring design, large version
- Homogeneous, glare-free lighting

Products available in these colours and variants

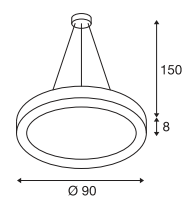


Product details

100-240V ~50/60Hz sec. 1200mA
 Total consumption: 58W
 Material: Aluminium/acrylic glass
 Dimmable: 1-10V



Line drawing



Recommended accessories Item no.

1-10V dimmer for connecting to controllers with 1-10V control voltage. **470505**

Recommended accessories Item no.

1-10V dimmer for connecting to controllers with 1-10V control voltage. **470505**

Variant	Item no.
2000lm 3000K CRI80	
■ black	133840
2095lm 3000K CRI80	
□ white	133841

Variant	Item no.
3945lm 3000K CRI80	
■ black	133850
4185lm 3000K CRI80	
□ white	133851



158723 171



I-PENDANT PRO

A - A++



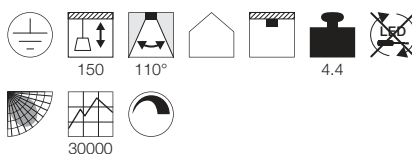
- Pleasant, homogeneous light – glare-free
- Modern, functional design
- Reduced to the essential

Products available in these colours and variants

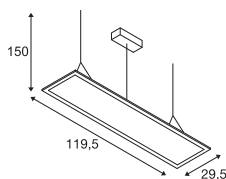


Product details

100-240V ~50/60Hz sec. 1000mA
 Total consumption: 38W
 Material: Aluminium/acrylic glass
 Dimmable: 1-10V



Line drawing



Recommended accessories Item no.

1-10V dimmer for connecting to controllers with 1-10V control voltage. **470505**

Variant	Item no.
3100lm 3000K CRI>80	
□ matt white	158723
3550lm 4000K CRI>80	
□ matt white	158724
3100lm 3000K CRI>80	
■ silver	158733
3550lm 4000K CRI>80	
■ silver	158734

I-PENDANT PRO Premium

A - A++



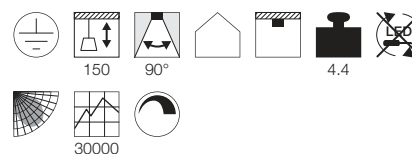
- Suitable for workstations
- Modern design – extremely stable
- Reduced to the essential

Products available in these colours and variants

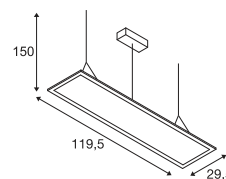


Product details

100-240V ~50/60Hz sec. 1000mA
 Total consumption: 38W
 Material: Aluminium/acrylic glass
 Dimmable: 1-10V



Line drawing



Note

UGR 19

Recommended accessories Item no.

1-10V dimmer for connecting to controllers with 1-10V control voltage. **470505**

Variant	Item no.
3300lm 2700K CRI>80	
□ white	158852
3300lm 3000K CRI>80	
□ white	158853
3600lm 4000K CRI>80	
□ white	158854
3300lm 2700K CRI>80	
■ silver-grey	158862
3300lm 3000K CRI>80	
■ silver-grey	158863
3600lm 4000K CRI>80	
■ silver-grey	158864

158624 173





LED PANEL

A - A++



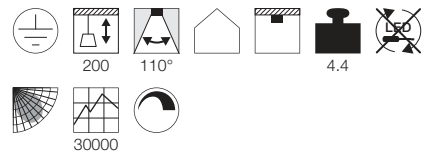
- Unusual, modern design
- Pleasant homogeneous light
- Ultra-flat design

Products available in these colours and variants

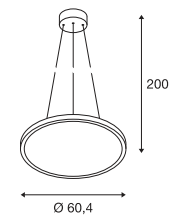


Product details

100-240V ~50/60Hz sec. 1000mA
 Total consumption: 39.8W
 Material: Aluminium/acrylic glass
 Dimmable: 1-10V



Line drawing



Recommended accessories Item no.

1-10V dimmer for connecting to controllers with 1-10V control voltage. **470505**

Variant	Item no.
2630lm 2700K CRI>80 □ white	158622
2630lm 3000K CRI>80 □ white	158623
2930lm 4000K CRI>80 □ white	158624
2630lm 2700K CRI>80 ■ silver-grey	158632
2630lm 3000K CRI>80 ■ silver-grey	158633
2930lm 4000K CRI>80 ■ silver-grey	158634

OPEN GRILLE
Double twist

A - A++



LED
INSIDE

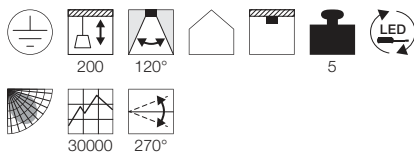
- Simple, functional design
- Professional lamp with premium LED
- 2 lamp units, can be tilted 270°

Products available in these colours and variants

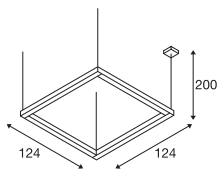


Product details

220-240V ~50/60Hz sec. 1750mA
Total consumption: 58W
Material: Aluminium/acrylic glass



Line drawing



157650

174

Variant	Item no.
4500lm 3000K CRI>80	
■ black	157650
4500lm 3000K CRI>80	
□ white	157651



160832 175

KUNO
T16

A - A+



- Clear, functional design
- Pleasant lighting
- Optimum light using high-output lamps

Product available in these colours

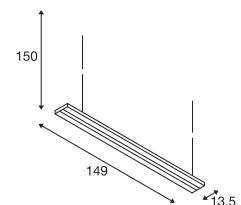
**Product details**

220-240V ~50/60Hz
Total consumption: 80W
Material: Aluminium



150

2.5

Line drawing**Note**

Open cable end.
Valeto Switchbox 420010 available for operating in suspended ceilings

Recommended accessories Item no.

<input type="checkbox"/> Canopy	925191
<input checked="" type="checkbox"/> Canopy	925190

Lamp details

G5 2x 35W


Recommended lamp

G5 35W
3000K 3300lm EEL=A+
38kWh/1000h
Item no. 548035 |

Variant	Item no.
G5 T16	
<input type="checkbox"/> white	160831
G5 T16	
<input checked="" type="checkbox"/> silver-grey	160832

AIXLIGHT® 120
R2 Office

E - A++



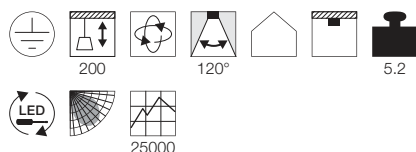
- Simple design
- Professional lamp with premium LED
- Practical multi-directional lamp holder

Products available in these colours and variants

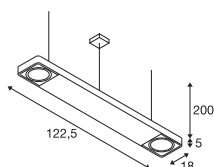


Product details

220-240V ~50/60Hz sec. 700mA
Total consumption: 26W
Material: Aluminium/steel



Line drawing



Note

Spots and LED can be switched separately

Lamp details

LED and 2x 75W
optional: LED

Recommended LED lamp


LED GU10 15.5W 30°
2700K 680lm EEL=A
6kWh/1000h
Item no. 570672 |



Variant	Item no.
Direct: 3000lm 4000K CRI80 Spots: GU10 QPAR111 ■ black	159130
Direct: 3000lm 4000K CRI80 Spots: GU10 QPAR111 □ white	159131
Direct: 3000lm 4000K CRI80 Spots: GU10 QPAR111 ■ silver-grey	159134


AIXLIGHT® 150
R2 Office

E - A++



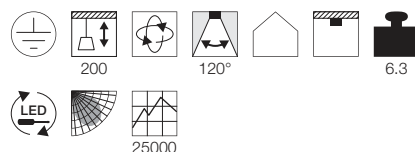
- Simple design
- Professional lamp with premium LED
- Practical multi-directional lamp holder

Products available in these colours and variants

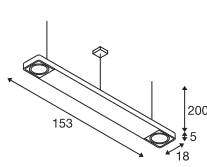


Product details

220-240V ~50/60Hz sec. 700mA
Total consumption: 35W
Material: Aluminium/steel



Line drawing



Note

Spots and LED can be switched separately

Lamp details

LED and 2x 75W
optional: LED

Recommended LED lamp

LED GU10 15.5W 30°
2700K 680lm EEL=A
6kWh/1000h
Item no. 570672 |



Variant	Item no.
Direct: 4100lm 4000K CRI80 Spots: GU10 QPAR111 ■ black	159140
Direct: 4100lm 4000K CRI80 Spots: GU10 QPAR111 □ white	159141
Direct: 4100lm 4000K CRI80 Spots: GU10 QPAR111 ■ silver-grey	159144





160900 177

HANG UP 120

A - A++



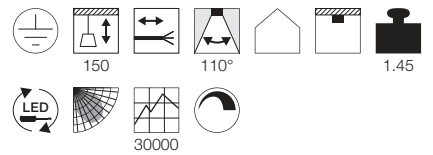
- High energy efficiency thanks to simple design
- Wide beam angle for generous light

Product available in these colours

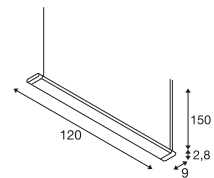


Product details

220-240V ~50/60Hz sec. 250mA
 Total consumption: 41W
 Material: Aluminium/plastic
 Dimmable: Triac C



Line drawing



Note

Valetto Switchbox 420010 available for operating in suspended ceilings
 Without canopy

Recommended accessories Item no.

<input type="checkbox"/> Canopy	925191
<input checked="" type="checkbox"/> Canopy	925190

Variant	Item no.
4000lm 3000K CRI>80	
■ black	160900
4000lm 3000K CRI>80	
□ white	160901
4000lm 3000K CRI>80	
■ silver	160904





157865

179





WORKLIGHT DALI SENSOR

A - A++



NEW

LED INSIDE

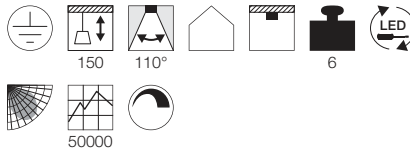
- Functional light for modern furnishings
- Integrated motion sensor with daylight control
- Grouping of luminaires and individual setting for open plan offices possible
- High light output: 100lm/W
- Premium LED

Products available in these colours and variants

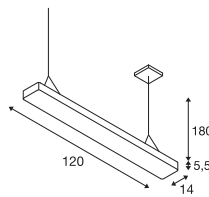


Product details

220-240V ~50/60Hz
 Total consumption: 54W
 Material: Aluminium/acrylic glass
 Dimmable: Dali



Line drawing




Recommended accessories Item no.

Remote control for controlling 1000454
 Remote control for programming 1000455

Variant	Item no.
Direct: 3600lm 3000K CRI>80	
Indirect: 1800lm 3000K CRI>80	
white	1000452
Direct: 3600lm 3000K CRI>80	
Indirect: 1800lm 3000K CRI>80	
anthracite	1000453

WORKLIGHT

A - A++



LED INSIDE

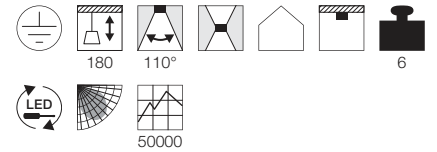
- Clear shaped for functional light
- Stylish and efficient
- Professional lamp with premium LED

Products available in these colours and variants

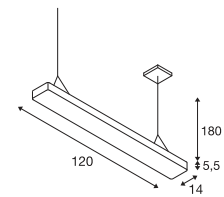


Product details

220-240V ~50/60Hz
 Total consumption: 50W
 Material: Aluminium/acrylic glass



Line drawing



Variant	Item no.
Direct: 3600lm 3000K CRI80	
Indirect: 1800lm 3000K CRI80	
white	157851
Direct: 3600lm 3000K CRI80	
Indirect: 1800lm 3000K CRI80	
anthracite	157855

DURANZ
T16

A - A+



- Functional, glare-free light
- For indirect and direct illumination
- Optimum light using high-output lamps

Product available in these colours

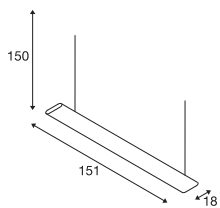


Product details

230V ~50Hz
Total consumption: 74W
Material: Plastic/PMMA/aluminium



Line drawing



Note

Valeto Switchbox 420010 available for operating in suspended ceilings without canopy

Recommended accessories Item no.

Canopy 925190


Recommended lamp

G5 2x 35W
3000K 3300lm EEI=A+
38kWh/1000h
Item no. 548035 |

Variant	Item no.
G5 T16 silver-grey	160874



160874 180



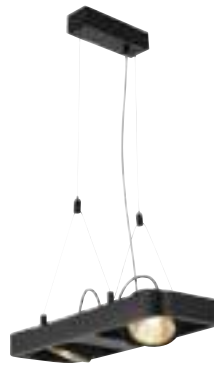
1000412 181



1000412 181

LYNAH

A - A++



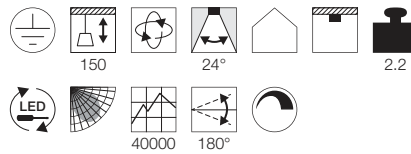
- Functional light for modern furnishings
- Luminaire can be rotated in multiple directions. 180° rotating.

Products available in these colours and variants

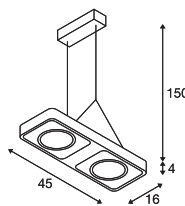


Product details

220-240V ~50/60Hz sec. 350mA
 Total consumption: 32W
 Material: Aluminium/plastic PC
 Dimmable: Triac C



Line drawing



Variant	Item no.
2000lm 3000K CRI>80 ■ black	1000410
2000lm 3000K CRI>80 □ white	1000411

LYNAH

A - A++



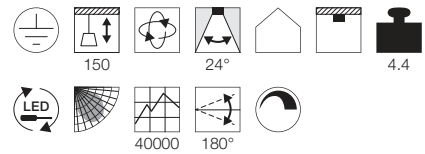
- Functional light for modern furnishings
- Luminaire can be rotated in multiple directions. 180° rotating.

Products available in these colours and variants



Product details

220-240V ~50/60Hz sec. 350mA
 Total consumption: 64W
 Material: Aluminium/plastic PC
 Product dimensions:
 L: 93 cm W: 16.1 cm H: 5.9 cm
 Dimmable: Triac C



Variant	Item no.
4000lm 3000K CRI>80 ■ black	1000412
4000lm 3000K CRI>80 □ white	1000413

159231

183



AIXLIGHT®
R2 DUO LED QPAR111

E - A++



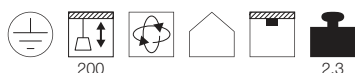
- Long design with stable frame
- Individual light cone alignment
- Two lamp holders which can be swivelled in multiple directions

Products available in these colours and variants

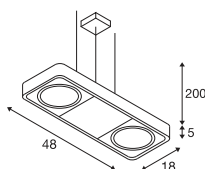


Product details

230V ~50Hz
Material: Aluminium



Line drawing



Lamp details

2x 75W max.
optional: LED

Recommended LED lamp

LED GU10 15.5W 30°
2700K 680lm EEL=A
6kWh/1000h
Item no. 570672 |



Valeto LED GU10 9.5W 25°
2700K-6500K 830lm EEL=A+
10kWh/1000h
Item no. 1000758 |



Variant	Item no.
GU10 QPAR111	
■ black	159210
□ white	159211
■ silver-grey	159214

AIXLIGHT®
R2 SQUARE LED QPAR111

E - A++



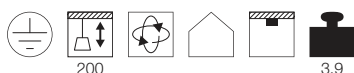
- Square design with stable frame
- Individual light cone alignment
- Four lamp holders which can be swivelled in multiple directions

Products available in these colours and variants

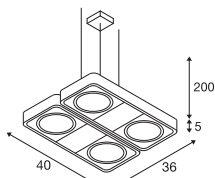


Product details

230V ~50Hz
Material: Aluminium



Line drawing



Lamp details

4x 75W max.
optional: LED

Recommended LED lamp

LED GU10 15.5W 30°
2700K 680lm EEL=A
6kWh/1000h
Item no. 570672 |



Valeto LED GU10 9.5W 25°
2700K-6500K 830lm EEL=A+
10kWh/1000h
Item no. 1000758 |



Variant	Item no.
GU10 QPAR111	
■ black	159230
□ white	159231
■ silver-grey	159234

AIXLIGHT®
R2 LONG LED QPAR111

E - A++



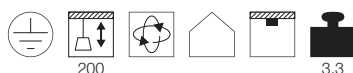
- Long design with stable frame
- Individual light cone alignment
- Four lamp holders which can be swivelled in multiple directions

Products available in these colours and variants

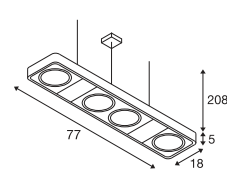


Product details

230V ~50Hz
Material: Aluminium



Line drawing



Lamp details

4x 75W max.
optional: LED

Recommended LED lamp

LED GU10 15.5W 30°
2700K 680lm EEL=A
6kWh/1000h
Item no. 570672 |



Valeto LED GU10 9.5W 25°
2700K-6500K 830lm EEL=A+
10kWh/1000h
Item no. 1000758 |



Variant	Item no.
GU10 QPAR111	
■ black	159220
□ white	159221
■ silver-grey	159224



133121 185



133101 185

SUPROS 78

E - A++



- Sleek design with replaceable lenses
- Professional lamp with premium LED
- For modern furnishing

Products available in these colours and variants

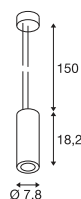


Product details

220-240V ~50/60Hz sec. 250mA
 Total consumption: 12W
 Material: Aluminium
 Dimmable: Triac C, Triac L



Line drawing



Recommended accessories Item no.

Lens, 20°	116302
Lens, 40°	116304

Variant	Item no.
700lm 3000K CRI>80	
■ black	133120
700lm 3000K CRI>80	
□ white	133121

SUPROS

E - A++



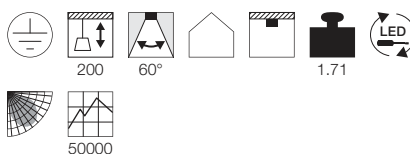
- Modern, sleek design
- For professional use
- Tool-free reflector replacement

Products available in these colours and variants

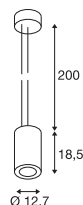


Product details

220-240V ~50/60Hz sec. 750mA
 Total consumption: 35W
 Material: Aluminium



Line drawing



Recommended accessories Item no.

Reflector 20°	114102
Reflector 40°	114104

Variant	Item no.
2100lm 3000K CRI80	
■ black	133100
2100lm 3000K CRI80	
□ white	133101
2100lm 4000K CRI80	
■ black	133110
2100lm 4000K CRI80	
□ white	133111

SUPROS

E - A++



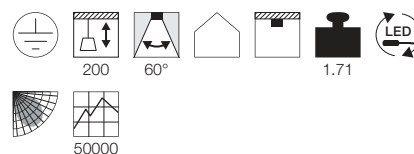
- Modern design
- Professional lamp with premium LED
- Tool-free reflector replacement

Products available in these colours and variants

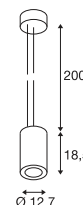


Product details

220-240V ~50/60Hz sec. 950mA
 Total consumption: 38W
 Material: Aluminium/glass



Line drawing



Recommended accessories Item no.

Reflector 20°	114102
Reflector 40°	114104

Variant	Item no.
3150lm 3000K CRI80	
■ black	133140
3150lm 3000K CRI80	
□ white	133141
3150lm 4000K CRI80	
■ black	133150
3150lm 4000K CRI80	
□ white	133151

PARA 380
E27

E - A++



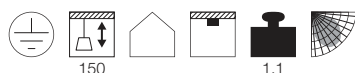
- Functional, stable design
- Lamp with industrial look
- For the technical, industrial area

Product available in these colours

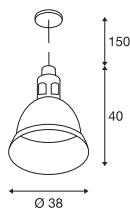


Product details

230V ~50Hz
Material: Aluminium



Line drawing



Lamp details

160W
optional: LED TC(...)SE QA60

Recommended LED lamp

LED E27 14.5W 200°
2700K 1521lm EEL=A+
15kWh/1000h
Item no. 560422 |



Variant	Item no.
E27 TC(...)SE	
■ silver-grey	165350
E27 TC(...)SE	
□ white	165351
E27 TC(...)SE	
■ red	165356
E27 TC(...)SE	
■ beige	165357
E27 TC(...)SE	
■ alu natural	165358
E27 TC(...)SE	
■ black	165359

165356 186





1000728 187



PARA BOWL

A - A++



NEW

LED INSIDE



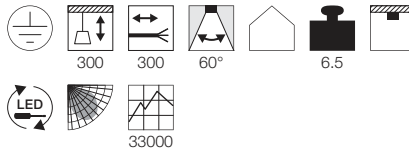
- Modern, efficient lamp for the industrial area
- Functional lamp for many different uses

Product available in this colour

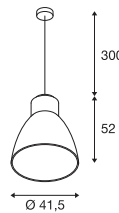


Product details

100-240V~ 50/60Hz sec. 2500mA
Total consumption: 107W
Material: Aluminium / PC



Line drawing



PARA FLAC

A - A++



NEW

LED INSIDE



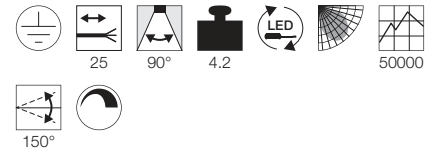
- Premium LED
- High light output: >100lm/W

Product available in this colour

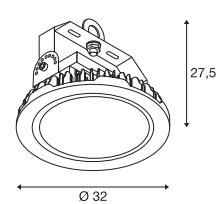


Product details

220-240V~ 50/60Hz
Material: Aluminium / PC
Ambient temperature -20°C to 40°C



Line drawing



Note

Product supplied without chain and can be suspended using normal commercial chains.

Recommended accessories Item no.

Connection box 3-pin 228730
reflector 1000918

Variant Item no.

12800lm | 4000K | CRI>80
sec. 1600mA system output 100W
■ black 1000827
19200lm | 4000K | CRI>80
sec. 2400mA system output 150W
■ black 1000828
25600lm | 4000K | CRI>80
sec. 3200mA system output 200W
■ black 1000829

Variant	Item no.
10000lm 5000K CRI>80 aluminium/transparent	1000728
11200lm 5000K CRI>80 aluminium	164006

165611 186



ING



165600 186

PENTULI 40

A - A++



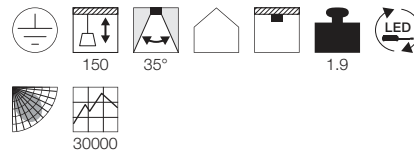
- Classic conical design
- Wide lamp shade with industrial look
- For living area and shop

Product available in these colours

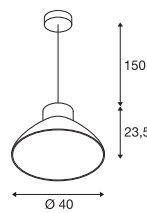


Product details

100-240V ~50/60Hz sec. 1400mA
 Total consumption: 47W
 Material: Aluminium/steel



Line drawing



PENTULI 25

A - A++



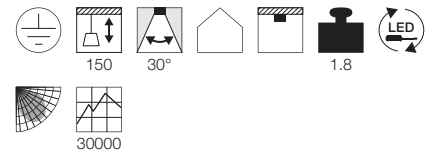
- Classic conical design
- Narrow lamp shade in industrial look
- For living area and shop

Product available in these colours

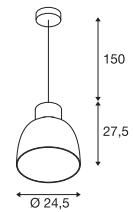


Product details

120-240V ~50/60Hz sec. 900mA
 Total consumption: 36W
 Material: Aluminium/steel



Line drawing



Variant	Item no.
3950lm 3000K CRI80	
■ black	165610
3950lm 3000K CRI80	
□ white	165611

Variant	Item no.
2550lm 3000K CRI80	
■ black	165600
2550lm 3000K CRI80	
□ white	165601

165100 191





PARA DOME
E27

E - A++



- Modern combination of aluminium and plastic
- Wide-open lamp shade
- For the technical, industrial area

Product available in this colour



Product details

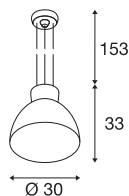
230V ~50Hz
Material: Aluminium/plastic PC



150

1.4

Line drawing



Lamp details

150W max.
optional: LED TC(...)SE QA60

Recommended LED lamp

LED E27 14.5W 200°
2700K 1521lm EEl=A+
15kWh/1000h
Item no. 560422 |



Variant	Item no.
E27 A60 ■ anthracite	165100

PARA MULTI
DLMI

A - A++



- Modern combination of steel and acrylic
- Lamp shade narrow at bottom
- For the technical, industrial area

Product available in this colour



Product details

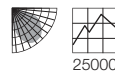
220-240V ~50/60Hz
Total consumption: 18W
Material: Steel/acrylic



300

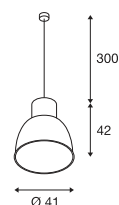
90°

3.6



25000

Line drawing



Recommended accessories Item no.

Reflector cover **165160**

Variant	Item no.
2040lm 3000K CRI>80 ■ silver-grey	165221
1940lm 3000K CRI>80 ■ silver-grey	165222

SURPRISINGLY VERSATILE.

WALL LIGHTS PRODUCE
INDIVIDUAL SPOTS OF LIGHT.

An eye-catcher for the wall – a real highlight for the room: Wall lights are an ideal way of setting light spots in a space-saving way. With the large selection of designs and colours, there is something for every taste.





148042 144



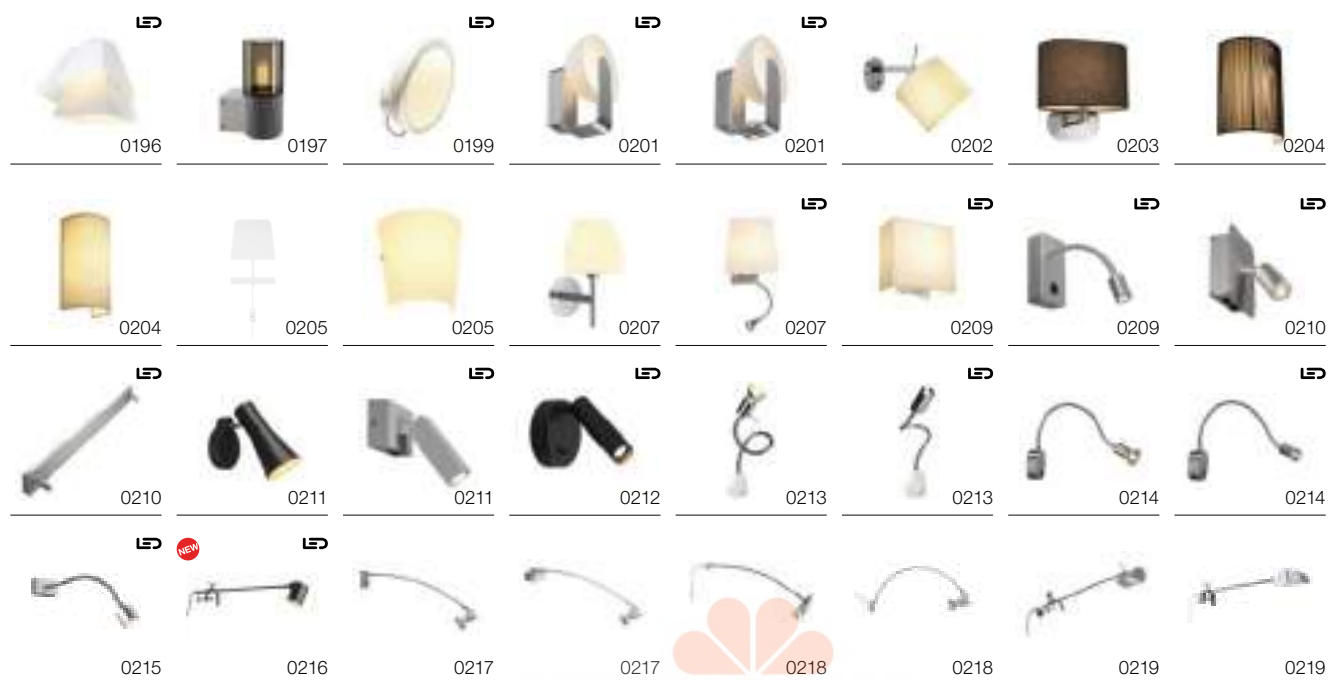
148060 259





148091 232

WALL LIGHTS



 0220	 0221	 0222	 0222	 0223	 0223	 0224	 0225
 0225	 0226	 0227	 0228	 0229	 0231	 0231	 0232
 0232	 0233	 0233	 0234	 0235	 0235	 0236	 0237
 0237	 0238	 0238	 0239	 0240	 0240	 0241	 0242
 0242	 0243	 0243	 0244	 0244	 0245	 0245	 0246
 0246	 0247	 0247	 0248	 0248	 0249	 0249	 0250
 0251	 0253	 0253	 0254	 0255	 0256	 0257	 0258
 0259	 0259	 0260	 0261	 0262	 0263	 0265	 0265
 0265	 0266	 0266	 0267	 0267	 0268	 0268	 0269
 0270	 0270	 0271	 0272	 0273	 0274	 0274	 0275
 0275	 0276	 0276	 0277	 0277	 0278	 0279	 0279
 0280	 0281	 0281					

SOBERBIA

A - A++



LED INSIDE

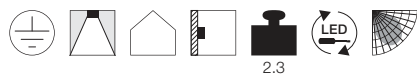
- Extravagant design with premium LED
- Sets unusual emphasis in the room

Products available in these colours and variants


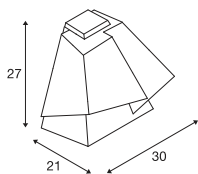


Product details

220-240V ~50/60Hz sec. 700mA
 Total consumption: 15W
 Material: Steel
 Dimmable: Triac C



Line drawing



165441 123

165431 196

DESIGNED BY
Johan Carpner

Variant	Item no.
950lm 2700K CRI>80	
<input type="checkbox"/> white	165431



LISENNE E27

E - A++



- Modern combination of glass & stone
- Smoked glass look for subtle light
- Robust base made from stone

Products available in
these colours and variants



1003



Product details


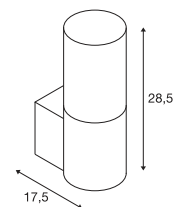
230V ~50/60Hz

Material: Basalt/glass



2.8

Line drawing



Lamp details

23W max.

Ø: 5.5 cm max. L: 15 cm max.

optional: LED

Recommended lamp

LED E27 12 W 240°
3000K 1060lm EEL=A+
12 kWh/1000h

Item no. 1001032 |



Variant	Item no.
E27 TC(...)SE ■ Grey / brown	155752



DESIGNED BY

Andreas Robertz

Robertz



LUSTROGRAD
ОПТОВЫЕ ПРОДАЖИ СВЕТИЛЬНИКОВ



I-RING

A - A++



LED
INSIDE

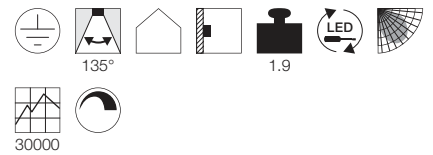
- Unusual design for modern rooms
- Pleasant, homogeneous light
- Premium LED

Products available in these colours and variants

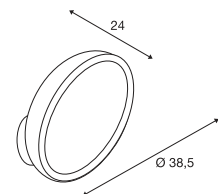


Product details

220-240V ~50/60Hz sec. 700mA
Total consumption: 16W
Material: Steel/textile
Dimmable: Triac C, Triac L



Line drawing



Note

Red textile cable

Variant	Item no.
1000lm 3000K CRI80	
<input type="checkbox"/> white	156311

149431 201

DESIGNED BY

Johannes Tomm





BRENDA

A - A++



LED
INSIDE

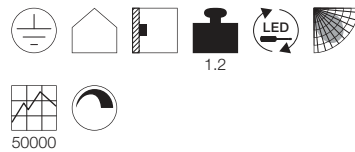
- Extravagant design with premium LED
- Indirect lighting

Products available in these colours and variants

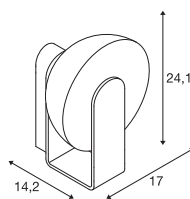


Product details

220-240V ~50/60Hz sec. 500mA
Total consumption: 12W
Material: Aluminium/frosted glass
Dimmable: Triac C, Triac L



Line drawing



BRENDA

A - A++



LED
INSIDE

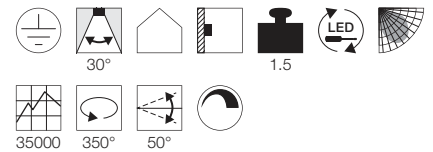
- Brenda with additional indirect lighting

Products available in these colours and variants

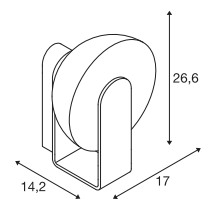


Product details

220-240V 500mA (main light source)
220-240V 350mA (spotlight)
Total consumption: 14W
Material: Aluminium/frosted glass
Dimmable: Triac C, Triac L



Line drawing



Note

Light sources can be switched together or separately (wiring can be freely selected)

Variant Item no.

Indirect: 880lm | 3000K | CRI>80
white/silver 149421

Variant Item no.

Indirect: 880lm | 3000K | CRI>80
Spot: 80lm | 3000K | CRI80 30°
white/silver 149431

TENORA
E27

E - A++



- Classic design
- Swivelling joint
- Ideal as reading lamp

Products available in these colours and variants



Product details

230V ~50Hz

Material: Textile/polystyrene/steel

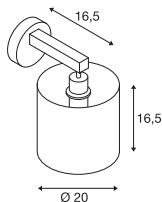


1.2

350°

90°

Line drawing



Note

Switch in the canopy

Lamp details

60W max.

optional: LED TC(...)SE QA60

Recommended LED lamp

LED E27 8.5W
2700K 806lm EEL=A+
10kWh/1000h
Item no. 560161 |



Valeto E27 9.6W
2700K-6500K 900lm EEL=A+
10kWh/1000h
Item no. 420051 |



Variant	Item no.
E27 A60	
■ black	156020
E27 A60	
□ white	156021



156020

202



155860 203

SOPRANA OVAL
E27

E - A++



- Classic design
- Textile shade with modern structure
- For cosy lighting accents

Products available in
these colours and variants

Product details

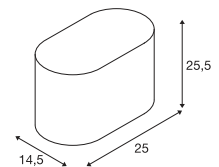
230V ~50Hz

Material: Textile/polystyrene/steel



0.62

Line drawing



Lamp details

60W max.

L: 13 cm max.

optional: LED TC(...)SE QA60

Recommended LED lamp

LED E27 6W
3000K 450lm EEL=A+
6kWh/1000h
Item no. 551553 |



Valeto E27 9.6W
2700K-6500K 900lm EEL=A+
10kWh/1000h
Item no. 420051 |



Variant	Item no.
E27 A60	
■ black	155860
E27 A60	
□ white	155861

LASSON
E27

E - A++



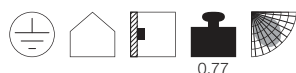
- Unusual changing look

Products available in these colours and variants



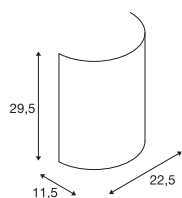
Product details

230V ~50Hz
Material: Linen / Polystyrene / Steel



0.77

Line drawing



Lamp details

40W max.
Ø: 5 cm max. L: 20 cm max.
optional: LED TC(...)SE QA60

Recommended LED lamp

LED E27 8.5W
2700K 806lm EEL=A+
10kWh/1000h
Item no. 560161 |



Valeto E27 9.6W
2700K-6500K 900lm EEL=A+
10kWh/1000h
Item no. 420051 |



Variant	Item no.
E27 A60 ■ black	155340

SOPRANA
E27

E - A++



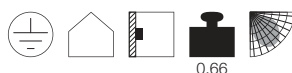
- Homogeneous, glare-free lighting

Products available in these colours and variants



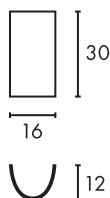
Product details

230V ~50Hz
Material: Steel / Plastic / Textile



0.66

Line drawing



Lamp details

40W max.
Ø: 6.6 cm max. L: 17.3 cm max.
optional: LED TC(...)SE QA60

Recommended LED lamp


LED E27 8.5W
2700K 806lm EEL=A+
10kWh/1000h
Item no. 560161 |




Valeto E27 9.6W
2700K-6500K 900lm EEL=A+
10kWh/1000h
Item no. 420051 |



Variant	Item no.
E27 A60 ■ beige	155643





151221 205

DESIGNED BY

Susanne Uerlings



151591 205

**PLATES
QT14**

D - A++



- Unusual design for modern rooms
- Indirect, glare-free lighting

Product available in this colour

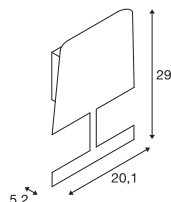


Product details

220-240V ~50/60Hz
Material: Steel



Line drawing



Note

Euro plug
Power switch in connection cable

Lamp details

25W max.
optional: LED

Recommended LED lamp

LED G9 2.5W
2700K 180lm EEL=A+
3kWh/1000h
Item no. 560302 |



Variant	Item no.
G9 QT14 □ white	151221

**BASKET
E27**

E - A++



- Classically elegant design
- Frosted glass shade for subtle light
- Can be flexibly integrated

Product available in this colour

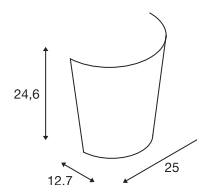


Product details

230V ~50Hz
Material: Aluminium/frosted glass



Line drawing



Note

Euro plug
Power switch in connection cable

Lamp details

60W max.
Ø: 5.2 cm max. L: 15.2 cm max.
optional: LED TC(...)SE QA60

Recommended LED lamp

LED E27 9.1W
2700K 760lm EEL=A+
10kWh/1000h
Item no. 560402 |



Valeto E27 9.6W
2700K-6500K 900lm EEL=A+
10kWh/1000h
Item no. 420051 |



Variant	Item no.
E27 A60 □ white	151591



146922 207



149452 207





RIOTTE
E14

E - A++



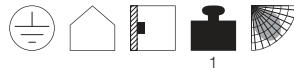
- Functional design in all-glass shade
- Homogeneous, glare-free lighting

Product available in this colour

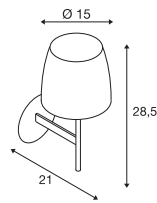


Product details

230V ~50Hz
Material: Steel/glass



Line drawing



Lamp details

40W max.
Ø: 5 cm max. L: 11.5 cm max.
optional: LED TC(...)SE QC35

Recommended LED lamp

4W
2700K 250lm EEL=A+
3kWh/1000h
Item no. 560222 |



Variant	Item no.
LED E14 chrome/white	146922

COUPA FLEX

D - A++



LED
INSIDE

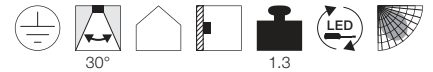
- Functional wall and reading light
- Warm-white light with premium LED
- Light sources can be switched separately

Product available in this colour

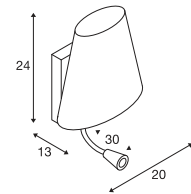


Product details

230V ~50Hz
Total consumption: 4.8W
Material: Steel/glass



Line drawing



Lamp details

40W max.
L: 9 cm max.
optional: LED

Recommended LED lamp

LED G9 2.5W
2700K 180lm EEL=A+
3kWh/1000h
Item no. 560302 |



Variant	Item no.
Spot: 125lm 3000K CRI>80 G9 QT14 chrome/white	149452





ACCANTO SPOT E27

A - A++



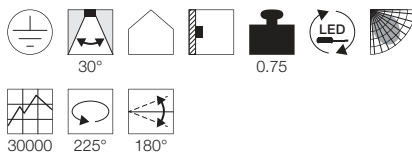
- Wall & reading light in classic design
- Warm-white light with premium LED
- Light sources can be switched separately

Product available in these colours

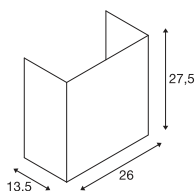


Product details

230V ~50Hz
Material: Textile/polystyrene/steel



Line drawing



Lamp details

24W max.
L: 17.3 cm max.
optional: LED

Recommended LED lamp

LED E27 8.5W
2700K 806lm EEL=A+
10kWh/1000h
Item no. 560161 |



Variant	Item no.
Spot: 95lm 3000K CRI>80 30° E27 TC(...).SE	
■ black	155670
Spot: 95lm 3000K CRI>80 30° E27 TC(...).SE	
□ white	155673

PIPOFLEX

A - A++



- Reading light with functional design
- Individually alignable light source
- Premium LED

Product available in these colours

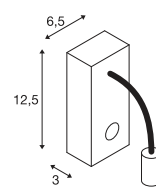


Product details

220-240V ~50/60Hz sec. 266mA
Total consumption: 4.6W
Material: Aluminium



Line drawing



Variant	Item no.
200lm 3000K CRI 80	
■ black	146700
200lm 3000K CRI 80	
□ white	146701
200lm 3000K CRI 80	
■ silver-grey	146704
200lm 3000K CRI 80	
■ red	146706


NAPIA

A - A++



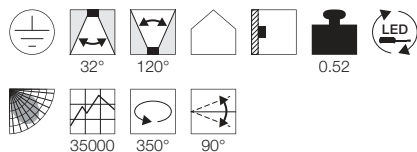
- High-quality design with premium LED
- Direct and indirect lighting
- Light sources can be switched separately

Product available in these colours

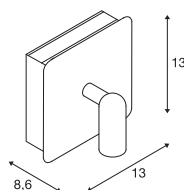


Product details

220-240V ~50/60Hz sec. 350mA
 Total consumption: 3.8W
 Material: Aluminium



Line drawing



NAPIA TWIN

A - A++



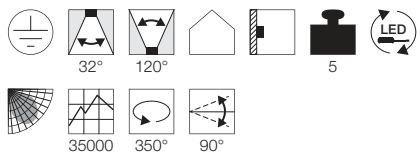
- High-quality strip light with premium LED
- Direct and indirect lighting
- Light sources can be switched separately

Product available in this colour

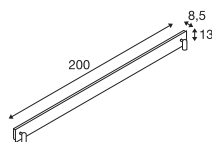


Product details

220-240V ~50/60Hz
 Total consumption: 16.6W
 Material: Aluminium



Line drawing



Note

Switch included

Variant	Item no.
Spot: 95lm 3000K CRI80 32° Indirect: 62lm 3000K CRI80 ■ black	155100
Spot: 95lm 3000K CRI80 32° Indirect: 62lm 3000K CRI80 □ white	155101
Spot: 95lm 3000K CRI80 32° Indirect: 62lm 3000K CRI80 ■ champagne	155103
Spot: 95lm 3000K CRI80 32° Indirect: 62lm 3000K CRI80 ■ Brushed aluminium	155104

Variant	Item no.
Spot: 95lm 3000K CRI80 32° Indirect: 470lm 3000K CRI80 ■ Brushed aluminium	155114





148540 211



155114 210

PHELIA
QPAR51

E - A++



- Classically elegant design
- Elegant conical lamp shade
- Easy care aluminium and steel combination

Products available in these colours and variants

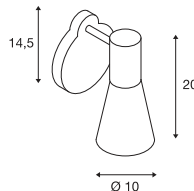


Product details

230V ~50/60Hz
Material: Aluminium/steel



Line drawing



Note

148530 without switch
148540 with a switch on the lamp head

Lamp details

35W max.
Ø: 5 cm max. L: 10.5 cm max.
optional: LED

Recommended LED lamp

LED GU10 4.3W 40°
2700K 245lm EEL=A+
5kWh/1000h
Item no. 551252 |



Valeto GU10 5.3W
2700K 385lm EEL=A+
6kWh/1000h
Item no. 420060 |




Variant	Item no.
GU10 QPAR51	
■ black	148530
GU10 QPAR51	
■ black	148540

STIX



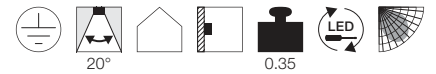
- Functional modern wall and reading light
- Rotating and swivelling lamp head
- Easily accessible switch

Product available in these colours

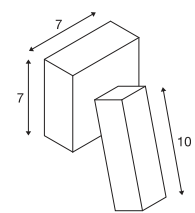


Product details

100-240V ~50/60Hz sec. 700mA
Total consumption: 4.5W
Material: Aluminium



Line drawing



Note

Switch included

Variant	Item no.
185lm 3000K CRI80	
■ black	146270
185lm 3000K CRI80	
□ white	146271
185lm 3000K CRI80	
■ silver-grey	1000326

KARPO

A - A++



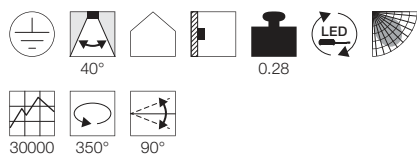
- Functional round design
- Rotating and swivelling lamp head
- Direct lighting

Products available in these colours and variants

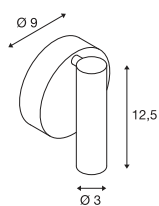


Product details

100-240V ~50/60Hz sec. 500mA
 Total consumption: 6W
 Material: Aluminium/steel



Line drawing



Note

Switch on lamp housing

152341 212



Variant	Item no.
380lm 3000K CRI>90	
■ black	152340
400lm 3000K CRI>90	
□ white	152341



146632 213



DIO FLEX PLUG
QPAR51

E - A++



- Practical reading and working light
- Lamp as central design element
- Flexible arm for individual illumination

Product available in this colour

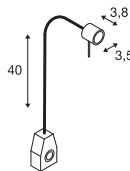


Product details

230V ~50Hz
Material: Aluminium / PC



Line drawing



Lamp details

50W max.
optional: LED

Recommended LED lamp

LED GU10 4.3W 40°
2700K 245lm EEL=A+
5kWh/1000h
Item no. 551252 |



Valeto GU10 5.3W
2700K 385lm EEL=A+
6kWh/1000h
Item no. 420060 |



Variant	Item no.
GU10 QPAR51 chrome/white	146632

DIO FLEX PLUG

A - A++



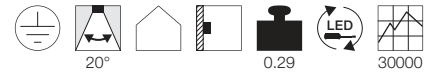
- Practical reading and working light
- Lamp head with premium LED
- Flexible arm for individual illumination

Product available in this colour

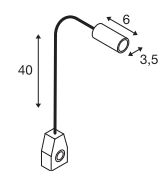


Product details

230V ~50Hz sec. 350mA
Total consumption: 3.8W
Material: PC / Aluminium



Line drawing



Variant	Item no.
80lm 3000K CRI>80 chrome	146672

146692 214



146680 215





DIO FLEX PLATE QPAR51

E - A++



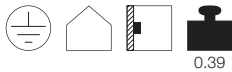
- Functional reading and working lamp
- Lamp as central design element
- Flexible arm for individual alignment

Product available in this colour



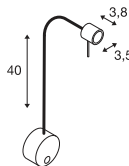
Product details

230V ~50Hz
Material: Aluminium



0.39

Line drawing



Note

Switch included

Lamp details

50W max.
optional: LED

Recommended LED lamp

LED GU10 4.3W 40°
2700K 245lm EEL=A+
5kWh/1000h
Item no. 551252 |



Valeto GU10 5.3W
2700K 385lm EEL=A+
6kWh/1000h
Item no. 420060 |



Variant	Item no.
GU10 QPAR51 ■ chrome	146692

DIO FLEX PLATE

A - A++



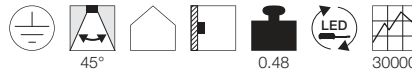
- Functional reading and working lamp
- Lamp head with premium LED
- Flexible arm for individual alignment

Product available in this colour



Product details

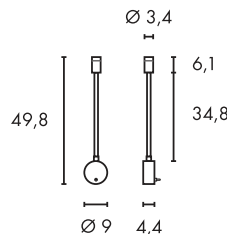
100-240V ~50/60Hz sec. 350mA
Total consumption: 2.2W
Material: Aluminium



0.48

30000

Line drawing



Note

Switch included

Variant	Item no.
80lm 4000K CRI80 ■ chrome	146680
70lm 3000K CRI80 ■ chrome	146682

IVED GOOSE Canopy

A - A++



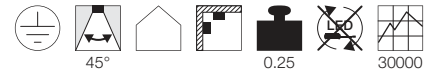
- Functional reading and working lamp
- Lamp head with power LED
- Flexible arm for individual alignment

Product available in this colour



Product details

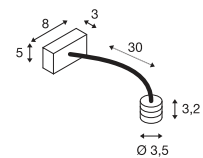
100-240V ~50/60Hz sec. 350mA
Total consumption: 2.2W
Material: Aluminium



0.25

30000

Line drawing



Variant	Item no.
80lm 3000K CRI>80 ■ silver-grey	146512

ANELA

A - A++



NEW

LED INSIDE

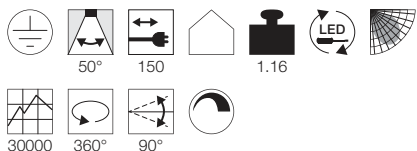
- Premium LED
- High-quality lamp head
- Solid terminal

Products available in these colours and variants



Product details

220-240V ~50/60Hz
 Total consumption: 10W
 Material: Aluminium
 Product dimensions:
 Ø: 8.4 cm L: 62 cm H: 10.2 cm
 Dimmable: Triac C, Triac L



Note

Shock-proof mains plug
 Clamping range: 7-50 mm
 Mounting clips incl.

1001009 216



Variant	Item no.
750lm 3000K CRI>80 ■ black	1000733
750lm 3000K CRI>80 □ white	1000734
750lm 4000K CRI>80 ■ black	1001009
750lm 4000K CRI>80 □ white	1001010



146452 217

FILI CANOPY
QPAR51

E - A++



- Functional display lighting
- Rotating and swivelling lamp head

Product available in this colour



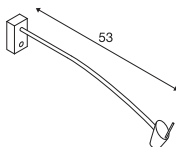
Product details

230V ~50Hz
Material: Aluminium / Brass



0.3 270° 90°

Line drawing



Note

Decorative ring, 51 mm, incl.

Lamp details

75W max.
optional: LED

Recommended LED lamp

LED GU10 4.3W 40°
3000K 375lm EEL=A++
5kWh/1000h
Item no. 560143 |
18kWh/1000h



Valetto GU10 5.3W
2700K 385lm EEL=A+
6kWh/1000h
Item no. 420060 |



Variant	Item no.
GU10 QPAR51 ■ silver-grey	146482

FILI TERMINAL
QPAR51

E - A++



- Functional display lighting
- Lamp as central design element

Product available in this colour



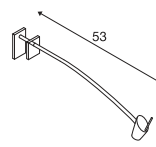
Product details

230V ~50Hz
Material: Aluminium / Brass



0.3 270° 90°

Line drawing



Note

Clamping range max. 8 cm.

Lamp details

75W max.
optional: LED

Recommended LED lamp

LED GU10 4.3W 40°
2700K 245lm EEL=A+
5kWh/1000h
Item no. 551252 |



Valetto GU10 5.3W
2700K 385lm EEL=A+
6kWh/1000h
Item no. 420060 |



Variant	Item no.
GU10 QPAR51 ■ silver-grey	146452

DISPLAY ADL
QPAR51

E - A++



- Sophisticated design with tapered head
- Exposed lamp
- Ideal for cabinet mounting

Product available in this colour

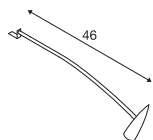


Product details

230V ~50Hz
Material: Aluminium / Brass



Line drawing



Note

Open cable end
Connection box incl.

Lamp details

50W max.
optional: LED

Recommended LED lamp

LED GU10 7W 38°
2700K 400lm EEL=A+
7kWh/1000h
Item no. 551872 |



Valeto GU10 5.3W
2700K 385lm EEL=A+
6kWh/1000h
Item no. 420060 |



Variant	Item no.
GU10 QPAR51 ■ chrome	146332

HIBIT
QPAR51

E - A++



- Simple design
- Curved extension rod
- Ideal for cabinet mounting

Product available in this colour

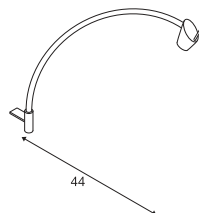


Product details

230V ~50Hz
Material: Aluminium / Brass



Line drawing



Note

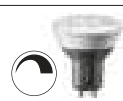
Open cable end
Mounting bracket incl.

Lamp details

50W max.
optional: LED

Recommended LED lamp

LED GU10 4.3W 40°
3000K 375lm EEL=A++
5kWh/1000h
Item no. 560143 |



Valeto GU10 5.3W
2700K 385lm EEL=A+
6kWh/1000h
Item no. 420060 |



Variant	Item no.
GU10 QPAR51 ■ silver-grey	146462



146472 219



SDL DISPLAY
QT-DE12

D - A+



- Functional reduced design
- Straight extension rod with wide lamp head
- Rotating and swivelling head

Product available in this colour

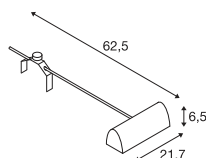


Product details

230V ~50Hz
Material: Aluminium



Line drawing



Note

Shock-proof mains plug
Clamping range: 15-60 mm

Lamp details

200W max.
optional: LED

Recommended LED lamp

LED R7s 118mm 6.5W
3000K 806lm EEL=A++
7kWh/1000h

Item no. 551893 |



Variant	Item no.
R7s 118mm QT-DE12	
■ Silver-grey / Chrome	146324

NEPRO DISPLAY
QT-DE12

D - A+



- Functional reduced design
- Straight extension rod with rounded head
- Rotating and swivelling head

Product available in this colour

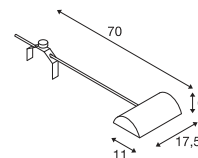


Product details

230V ~50Hz
Material: Aluminium



Line drawing



Note

Shock-proof mains plug and switch
Clamping range: 15-55 mm

Recommended accessories Item no.

Pipe kit 146479

Lamp details

300W max.
optional: LED

Recommended LED lamp

LED R7s 118mm 6.5W
3000K 806lm EEL=A++
7kWh/1000h

Item no. 551893 |



Variant	Item no.
R7s 118mm QT-DE12	
■ Silver-grey / Chrome	146472



146342 219

DISPLAY

A - A++



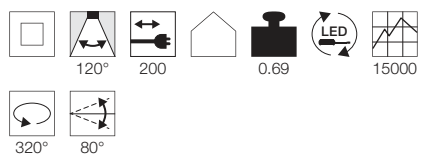
- Lightweight display fitting
- Rotating and swivelling lamp head
- Ideal for trade fair construction

Product available in this colour

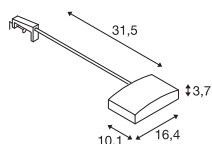


Product details

230V ~50Hz sec. 24V DC
 Total consumption: 16W
 Material: Plastic/aluminium/steel



Line drawing



Note

Euro plug
 Clamping range: 5-55 mm



Variant	Item no.
1100lm 4000K CRI>80 ■ silver-grey	170401
1060lm 3000K CRI>80 ■ silver-grey	170402



133940 221


AIR INDI DISPLAY

A - A++

**LED**
INSIDE

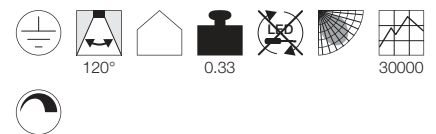
- Reduced design
- Professional lamp with premium LED
- Ideal for lighting pictures

Products available in
these colours and variants

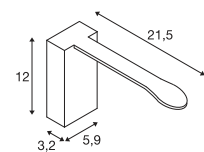


Product details

220-240V ~50/60Hz sec. 500mA
Total consumption: 11W
Material: Aluminium/steel/glass
Dimmable: Triac C, Triac L



Line drawing



Note

Mounting plate with hook for hanging picture available

Recommended accessories Item no.

Installation plate 133949

Variant	Item no.
490lm 3000K CRI>90	
■ black	133940
490lm 3000K CRI>90	
□ white	133941
490lm 3000K CRI>90	
■ Brass	133943

VINCELLI D

A - A++



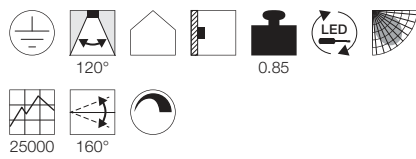
- Natural look thanks to real bamboo
- Lamp head can be individually aligned
- Can be flexibly integrated

Products available in these colours and variants

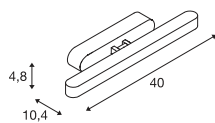


Product details

220-240V ~50/60Hz sec. 350mA
 Total consumption: 11W
 Material: Bamboo/steel
 Dimmable: Triac C, Triac L



Line drawing



Note

Switch on wall canopy

VINCELLI D

A - A++



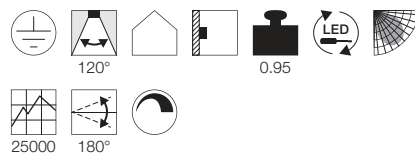
- Display fitting with adjustable extension rod
- Lamp head can be individually aligned
- Natural look thanks to real bamboo

Products available in these colours and variants

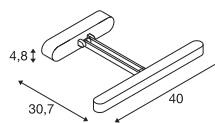


Product details

220-240V ~50/60Hz sec. 350mA
 Total consumption: 11W
 Material: Bamboo/steel
 Dimmable: Triac C, Triac L



Line drawing



Note


Switch on wall canopy

Variant	Item no.
500lm 2700K CRI>80 ■ dark bamboo	156287

Variant	Item no.
500lm 2700K CRI>80 ■ dark bamboo	156297



156257 222



156287 222



1000777 223



1000780 223

DORISA

A - A++

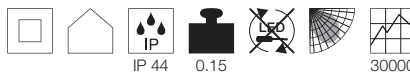


Product available in these colours



Product details

200-240V ~50Hz sec. 340mA
 Total consumption: 5.2W
 Material: Aluminium/plastic
 Product dimensions: L: 30 cm W: 20 cm H: 4 cm



Note

Clamping range: 0-6 mm
 Fastening materials included

DORISA

A - A++



Product available in these colours



Product details

200-240V ~50Hz sec. 340mA
 Total consumption: 6.6W
 Material: Aluminium/plastic
 Product dimensions: L: 20 cm W: 9 cm H: 4.5 cm



Note

Clamping range: 0-6 mm
 Fastening materials included

Variant	Item no.
280lm 4000K CRI>80 chrome	1000777
280lm 4000K CRI>80 brushed metal	1000778

Variant	Item no.
350lm 4000K CRI>80 chrome	1000780
350lm 4000K CRI>80 brushed metal	1000781

DORISA

A - A++



NEW

LED INSIDE

Product available in this colour



Product details

200-240V ~50Hz sec. 340mA
Total consumption: 6.6W
Material: Aluminium/plastic
Product dimensions: L: 20 cm W: 9 cm H: 4.5 cm



Note

Clamping range: 0-6 mm
Fastening materials included


146583 225



Variant	Item no.
230lm 4000K CRI>80 chrome	1000816



BILDERLEUCHTE T16



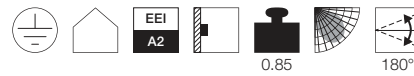
- Elegant design with straight extension rod
- Joints for individual alignment
- Display fitting for fluorescent tubes

Products available in these colours and variants

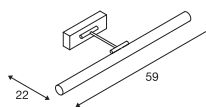


Product details

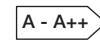
230V ~50Hz
Material: Steel



Line drawing




BILDERLEUCHTE STRIP



- Modern edgy design with straight extension rod
- Joints for individual alignment
- UV-free LED light without heat radiation

Products available in these colours and variants

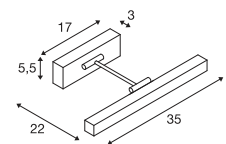


Product details

230V ~50Hz sec. 24V DC
Total consumption: 3.8W
Material: Steel



Line drawing



146722 225

Lamp details

13W

Recommended lamp

G5 13W
4000K 950lm EEI=A
15kWh/1000h
Item no. 591296 |



Variant	Item no.
G5 T16	
chrome	146582
G5 T16	
Antique brass	146583

Variant	Item no.
150lm 3000K CRI>80	
chrome	146722
150lm 3000K CRI>80	
Antique brass	146732

WAVE 25

A - A++



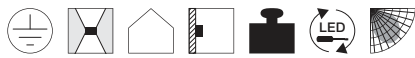
- Elegant curved uplight and downlight
- Professional lamp with premium LED
- High-quality finish

Products available in these colours and variants



Product details

220-240V ~50/60Hz sec. 500mA
 Total consumption: 11.5W
 Material: Aluminium
 Dimmable: Triac C, Triac L

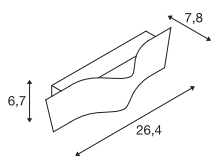


0.53



40000

Line drawing



Variant	Item no.
600lm 3000K CRI80	
■ black	147820
765lm 3000K CRI80	
□ white	147821
670lm 3000K CRI80	
■ Brass	147823
765lm 3000K CRI80	
■ Brushed aluminium	147826



147826 226



1000649 227

WAVE 45

A - A++



NEW



LED INSIDE

- Dim to Warm
- Light colour changes when dimming

Products available in these colours and variants

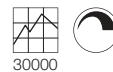


Product details

220-240V ~50/60Hz sec. 500mA
 Total consumption: 22W
 Material: Aluminium/steel
 Dimmable: Triac C, Triac L

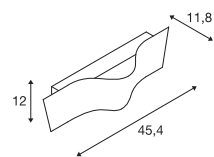


1.302



30000

Line drawing



Variant	Item no.
1050lm 2000K-3000K CRI>90 ■ black	1000649
1050lm 2000K-3000K CRI>90 □ white	1000650
1050lm 2000K-3000K CRI>90 ■ Brass	1000651
1050lm 2000K-3000K CRI>90 ▣ aluminium/white	1000652

WAVE 45

A - A++



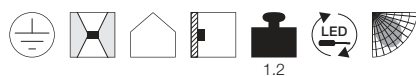
- Elegant curved uplight and downlight
- Professional lamp with premium LED
- High-quality finish

Products available in these colours and variants



Product details

220-240V ~50/60Hz sec. 500mA
 Total consumption: 21W
 Material: Aluminium
 Dimmable: Triac C, Triac L


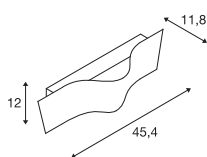


1.2




30000

Line drawing



147843 228



Variant	Item no.
1100lm 3000K CRI>90	
■ black	147840
1400lm 3000K CRI>90	
□ white	147841
1300lm 3000K CRI>90	
■ Brass	147843
1400lm 3000K CRI>90	
□ Brushed aluminium	147846



SOLID CUBE QT14

D - A+



NEW

- Luminaire made from high-quality concrete
- Cubic design for modern furnishing

Product available in these colours

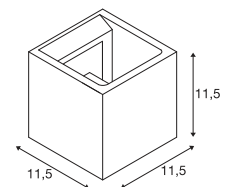


Product details

230V ~50Hz
Material: concrete



Line drawing



Lamp details

25W max.
optional: LED

Recommended LED lamp

LED G9 2.5W
2700K 180lm EEL=A+
3kWh/1000h
Item no. 560302 |



Variant	Item no.
G9 QT14	
■ grey	1000910
G9 QT14	
■ Black sandstone	1000911
G9 QT14	
■ Yellow sandstone	1000912
G9 QT14	
■ White sandstone	1000913



155750 231



SOPRANA
QPAR51

E - A++



- Puristic conical design made from concrete
- Indirect warm light
- Every luminaire is unique

Products available in these colours and variants

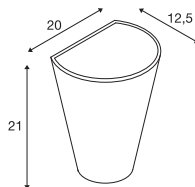


Product details

230V ~50Hz
Material: concrete



Line drawing



Lamp details

25W max.
optional: LED

Recommended LED lamp

LED GU10 7W 36°
3000K 520lm EEL=A+
7kWh/1000h
Item no. 551283 |



Valetto GU10 5.3W
2700K-6500K 385lm EEL=A+
6kWh/1000h
Item no. 420061 |



Variant	Item no.
GU10 QPAR51 ■ grey	155751

SOPRANA
E14

E - A++

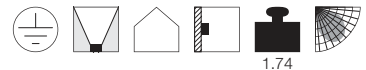


Products available in these colours and variants

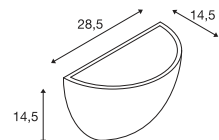


Product details

230V ~50Hz
Material: concrete



Line drawing



Lamp details

40W max.
Ø: 4.8 cm max. L: 12.5 cm max.
optional: LED TC(...)SE QC35

Recommended LED lamp

LED E14 4W
2700K 250lm EEL=A+
3kWh/1000h
Item no. 560222 |



Variant	Item no.
E14 C35 ■ grey	155750

PLASTRA

A - A++



NEW



LED INSIDE

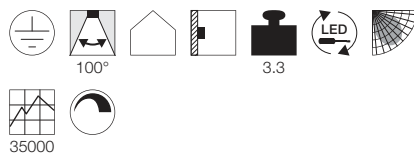
- Modern sweeping design, in hemisphere
- Professional luminaire made from plaster with high voltage LED
- Can be designed with colours, stickers & more

Products available in these colours and variants

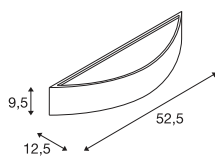


Product details

230V ~50Hz
 Total consumption: 19W
 Material: Plaster/glass/steel
 Dimmable: Triac, Triac C



Line drawing



PLASTRA

A - A++



NEW



LED INSIDE

- Modern flat design, circular shape
- Plaster luminaire for indirect, glare-free light
- Can be designed with colours, stickers & more

Products available in these colours and variants

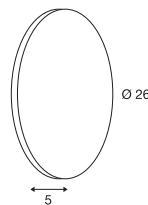


Product details


100-240V ~50/60Hz sec. 12V/DC
 Total consumption: 7.4W
 Material: Plaster/steel



Line drawing



148062 232



148091 232

Variant	Item no.
up: 520lm 3000K CRI >80	
down: 520lm 3000K CRI >80	
white	148062

Variant	Item no.
400lm 3000K CRI80	
white	148091



148093 233



PLASTRA

A - A++



NEW



LED INSIDE

- Modern flat design, rectangular shape
- Plaster luminaire for indirect, glare-free light
- Can be designed with colours, stickers & more

Products available in these colours and variants

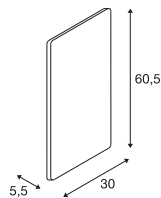


Product details

100-240V ~50/60Hz sec. 12V/DC
 Total consumption: 19W
 Material: Plaster/steel



Line drawing



PLASTRA

A - A++



LED INSIDE

- Modern flat design, square shape
- Plaster luminaire for indirect, glare-free light
- Can be designed with colours, stickers & more

Products available in these colours and variants

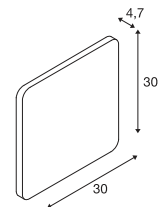


Product details

100-240V ~50/60Hz sec. 12V/DC
 Total consumption: 11W
 Material: Plaster/steel



Line drawing



Variant	Item no.
1200lm 3000K CRI >80	
<input type="checkbox"/> white	148093

Variant	Item no.
400lm 3000K CRI80	
<input type="checkbox"/> white	148019

PLASTRA
QPAR111

A - A++



NEW



- Modern design in cubic shape
- Plaster luminaire for indirect, glare-free light
- Can be designed with colours, stickers & more

Products available in these colours and variants

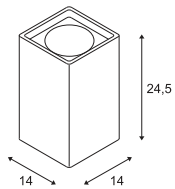


Product details

230V ~50Hz
Material: Plaster/steel



Line drawing



Lamp details

2x 17.5W max.

Recommended LED lamp

LED GU10 15.5W 30°
2700K 680lm EEL=A
6kWh/1000h
Item no. 570672 |



Valeto GU10 9.5W
2700-6000K 830lm EEL=A+
10kWh/1000h
Item no. 1000756 |



Variant	Item no.
GU10 LED	
<input type="checkbox"/> white	148064





148013 235



148012 235

PLASTRA 101
E14

E - A++



- Modern round half-shell design
- Plaster luminaire for indirect, glare-free light
- Can be designed with colours, stickers & more

Products available in these colours and variants

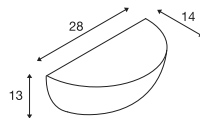


Product details

230V ~50Hz
Material: Plaster/steel



Line drawing



PLASTRA 102
Curve, QT-DE12

D - A+



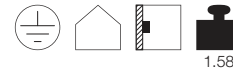
- Modern round half-shell design
- Plaster luminaire for indirect, glare-free light
- Can be designed with colours, stickers & more

Products available in these colours and variants

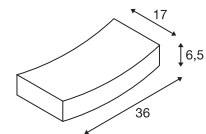


Product details

230V ~50Hz
Material: Plaster/steel



Line drawing



Lamp details

40W max.
Ø: 4.5 cm max. L: 11 cm max.
optional: LED TC(...)SE QC35

Recommended LED lamp

LED E14 4W
2700K 250lm EEL=A+
3kWh/1000h
Item no. 560222 |



Variant	Item no.
E14 C35	
<input type="checkbox"/> white	148013

Lamp details

100W max.
optional: LED

Recommended LED lamp

LED R7s 78mm 5.5W 330°
2700K 530lm EEL=A+
6kWh/1000h
Item no. 560332 |



Variant	Item no.
R7s 78mm QT-DE12	
<input type="checkbox"/> white	148012

PLASTRA 103 T16



- Modern, edgy design
- Plaster luminaire for indirect, glare-free light
- Can be designed with colours, stickers & more

Products available in these colours and variants

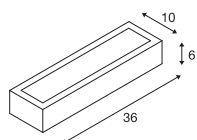


Product details

230V ~50Hz
Material: Plaster/steel



Line drawing



Lamp details


8W

Recommended lamp


G5 8W
3000K 400lm EEL=A
9kWh/1000h
Item no. 591293 |



Variant	Item no.
G5 T16 <input type="checkbox"/> white	148011



148015 237



148010 237



PLASTRA
Slot, E14

E - A++



- Modern design with light slits
- Plaster luminaire for indirect, glare-free light
- Can be designed with colours, stickers & more

Products available in these colours and variants



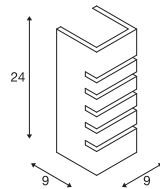
Product details

230V ~50Hz
Material: Plaster/steel



0.81

Line drawing



Lamp details

40W max.
optional: LED TC(...)SE QC35

Recommended LED lamp

LED E14 4W
2700K 250lm EEL=A+
3kWh/1000h
Item no. 560222 |



Variant	Item no.
E14 C35 <input type="checkbox"/> white	148010

PLASTRA
QPAR51

E - A++



- Modern, narrow design
- Plaster luminaire for indirect, glare-free light
- Can be designed with colours, stickers & more

Products available in these colours and variants



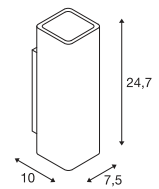
Product details

230V ~50Hz
Material: Plaster/steel



1.49

Line drawing



Lamp details

2x 35W max.
optional: LED

Recommended LED lamp

LED GU10 6.1W 36°
2700K 370lm EEL=A+
7kWh/1000h
Item no. 560532 |



Valeto GU10 5.3W
2700K-6500K 385lm EEL=A+
6kWh/1000h
Item no. 420061 |



Variant	Item no.
GU10 QPAR51 <input type="checkbox"/> white	148015

PLASTRA CONE
TCR-TSE

B - A++



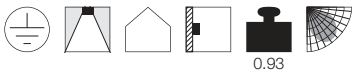
- Modern design in conical shape
- Plaster luminaire for indirect, glare-free light
- Can be designed with colours, stickers & more

Products available in these colours and variants



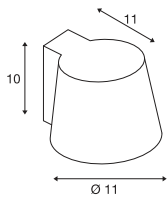
Product details

230V ~50Hz
Material: Plaster/steel



0.93

Line drawing



Lamp details

11W max.
optional: LED

Recommended LED lamp

LED GX53 4.2W 35°
3000K 200lm EEL=A
5kWh/1000h
Item no. 550092 |



Variant	Item no.
GX53 TCR-TSE <input type="checkbox"/> white	148061

PLASTRA CUBE
QT14

D - A+



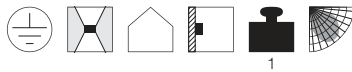
- Modern design in cubic shape
- Plaster luminaire for indirect, glare-free light
- Can be designed with colours, stickers & more

Products available in these colours and variants



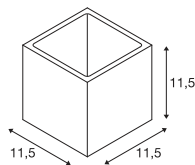
Product details

230V ~50Hz
Material: Plaster/steel



1

Line drawing



Lamp details

42W max.
optional: LED

Recommended LED lamp

LED G9 2.5W
2700K 180lm EEL=A+
3kWh/1000h
Item no. 560302 |



Variant	Item no.
G9 QT14 <input type="checkbox"/> white	148018



148061

238



148018

238



147566 239

TANI
QT-DE12

D - A+



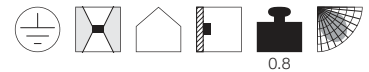
- Puristic up and downlight
- Indirect, glare-free lighting
- Easy care aluminium

Product available in this colour

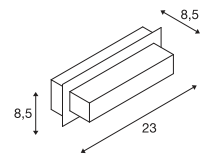


Product details

230V ~50Hz
Material: Aluminium/glass



Line drawing



Lamp details

200W max.
optional: LED


Recommended LED lamp

LED R7s 118mm 10.5W 330°
2700K 1050lm EEL=A+
11kWh/1000h

Item no. 560352 |



Variant	Item no.
R7s 118mm QT-DE12	
■ Brushed aluminium	147566



147566 239

WL 149
QT-DE12

D - A+



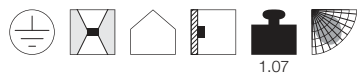
- LED luminaire with puristic design
- Indirect, glare-free lighting
- Easy care aluminium and glass combination

Product available in these colours



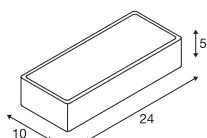
Product details

230V ~50Hz
Material: Steel/glass



1.07

Line drawing



Lamp details

60W max.
optional: LED

Recommended LED lamp

LED R7s 78mm 5.5W 330°
2700K 530lm EEL=A+
6kWh/1000h
Item no. 560332 |



Variant	Item no.
R7s 78mm QT-DE12 □ matt white	149471
R7s 78mm QT-DE12 ■ chrome	149472

WL 24

A - A++



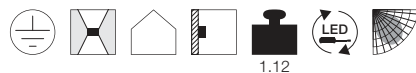
- High-voltage luminaire with puristic design
- Indirect, glare-free lighting
- Easy care aluminium and glass combination

Product available in these colours



Product details

220-240V ~50/60Hz sec. 500mA
Total consumption: 16W
Material: Steel/glass

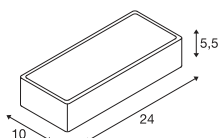


1.12



30000

Line drawing



149472 240





CHROMBO

A - A++



LED
INSIDE

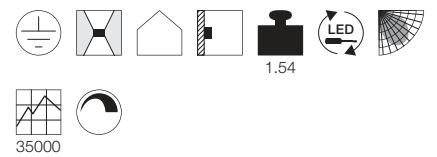
- LED luminaire with puristic/edgy design
- Indirect, glare-free lighting
- Stable steel/glass combination

Product available in these colours

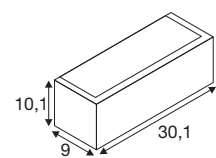


Product details

220-240V ~50/60Hz
 Total consumption: 9.7W
 Material: Steel/glass
 Dimmable: Triac, Triac C, Triac L



Line drawing



Variant	Item no.
480lm 3000K CRI80	
□ white	155221
480lm 3000K CRI80	
■ chrome	155222
480lm 3000K CRI80	
■ brushed metal	155228

ASSO 70

A - A++



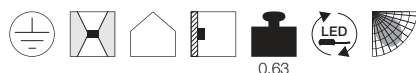
- Striking, wide design
- Up & Downlight with premium LED
- Glare-free, indirect lighting

Product available in these colours



Product details

100-240V ~50/60Hz sec. 500mA
 Total consumption: 7.6W
 Material: Aluminium/steel

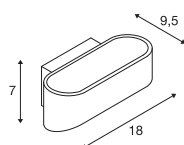


0.63



30000

Line drawing



ASSO 300

A - A++



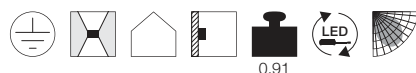
- Striking, narrow design
- Up & Downlight with premium LED
- Glare-free, indirect lighting

Product available in these colours



Product details

220-240V ~50/60Hz sec. 500mA
 Total consumption: 12W
 Material: Aluminium/steel

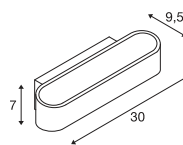


0.91



30000

Line drawing



1000636 242



1000635 243

Variant	Item no.
380lm 3000K CRI>80	
white	151311
380lm 3000K CRI>80	
alu brushed/white	151315

Variant	Item no.
600lm 3000K CRI>80	
white	151271
600lm 3000K CRI>80	
alu brushed/white	151275



ASSO 300

A - A++



NEW



LED INSIDE

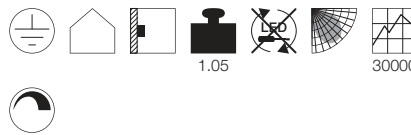
- Dim to Warm
- Light colour changes when dimming

Product available in these colours

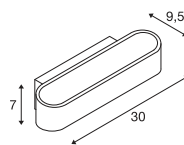


Product details

220-240V ~50/60Hz sec. 500mA
 Total consumption: 22W
 Material: Aluminium/steel
 Dimmable: Triac C



Line drawing



ASSO

A - A++



NEW



LED INSIDE

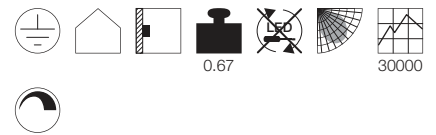
- Dim to Warm
- Light colour changes when dimming

Product available in these colours

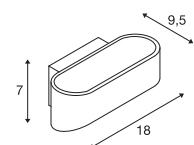


Product details

220-240V ~50/60Hz sec. 250mA
 Total consumption: 12W
 Material: Aluminium/steel
 Dimmable: Triac C



Line drawing



Variant	Item no.
530lm 2000K-3000K CRI>90 <input type="checkbox"/> white	1000634
530lm 2000K-3000K CRI>90 <input checked="" type="checkbox"/> alu brushed/white	1000635

Variant	Item no.
530lm 2000K-3000K CRI>90 <input type="checkbox"/> white	1000636
530lm 2000K-3000K CRI>90 <input checked="" type="checkbox"/> alu brushed/white	1000637

OSSA 180
QT-DE12

D - A+



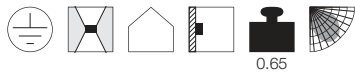
- UP & Downlight with halogen lamp
- Glare-free, indirect lighting

Product available in these colours

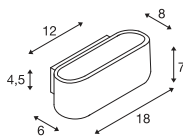


Product details

230V ~50Hz
Material: Aluminium/steel



Line drawing



Lamp details

100W max.
optional: LED

Recommended LED lamp

LED R7s 78mm 5.5W 330°
2700K 530lm EEL=A+
6kWh/1000h
Item no. 560332 |



Variant	Item no.
R7s 78mm QT-DE12	
■ black	151450
R7s 78mm QT-DE12	
□ white	151451
R7s 78mm QT-DE12	
▒ Brushed aluminium	151456

OSSA 300
QT-DE12

D - A+



- UP & Downlight with halogen lamp
- Glare-free, indirect lighting

Product available in these colours

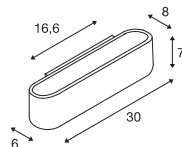


Product details

230V ~50Hz
Material: Aluminium/steel



Line drawing



Lamp details

120W max.
optional: LED

Recommended LED lamp

LED R7s 118mm 10.5W 330°
2700K 1050lm EEL=A+
11kWh/1000h
Item no. 560352 |



Variant	Item no.
R7s 118mm QT-DE12	
■ black	151410
R7s 118mm QT-DE12	
□ white	151411
R7s 118mm QT-DE12	
▒ alu brushed/white	151416





QUAD 70

A - A++



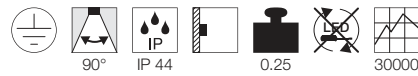
- Striking design
- Premium LED
- Easy care aluminium

Product available in these colours



Product details

200-240V ~50/60Hz sec. 700mA
 Total consumption: 4.6W
 Material: Aluminium/glass



QUAD 90

A - A++



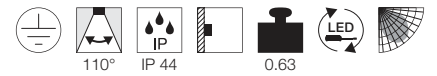
- Striking design in large version
- Premium LED
- Easy care aluminium

Product available in these colours

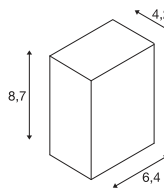


Product details

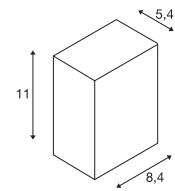
100-277V ~50/60Hz sec. 350mA
 Total consumption: 4.5W
 Material: Aluminium/glass



Line drawing



Line drawing



Variant	Item no.
100lm 3000K CRI 80	
□ white	232461
80lm 3000K CRI 80	
■ anthracite	232465

Variant	Item no.
290lm 3000K CRI 80	
□ white	232431
260lm 3000K CRI 80	
■ anthracite	232435

QUAD 40

A - A++



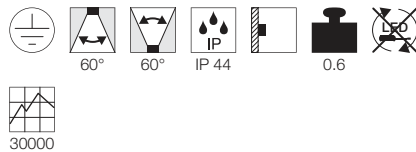
- Striking, flat design
- Up & Downlight with premium LED
- Easy care aluminium

Product available in these colours

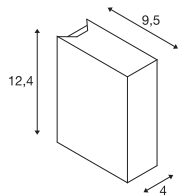


Product details

200-240V ~50/60Hz sec. 700mA
 Total consumption: 6.8W
 Material: Aluminium/glass



Line drawing



QUAD 50

A - A++



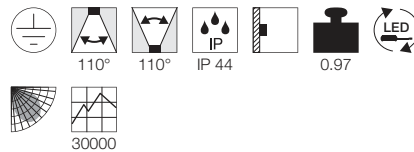
- Striking flat design in flat version
- Up & Downlight with premium LED
- Easy care aluminium

Product available in these colours

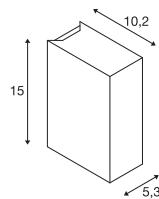


Product details

100-277V ~50/60Hz sec. 350mA
 Total consumption: 8.6W
 Material: Aluminium/glass



Line drawing



Variant	Item no.
175lm 3000K CRI80	
□ white	232471
140lm 3000K CRI80	
■ anthracite	232475

Variant	Item no.
580lm 3000K CRI80	
□ white	232441
520lm 3000K CRI80	
■ anthracite	232445



151710 247

CARISO

A - A++



- Unusual design - high front
- Up & Downlight with premium LED
- Brass lining provides warm light

Product available in these colours

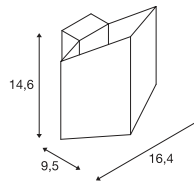


Product details

100-240V ~50/60Hz sec. 500mA
 Total consumption: 9.6W
 Material: Aluminium/steel



Line drawing



Variant	Item no.
190lm 3000K CRI>80	
■ black/brass	151700
360lm 3000K CRI>80	
□ white	151701
360lm 3000K CRI>80	
■ Brass	151703

CARISO

A - A++



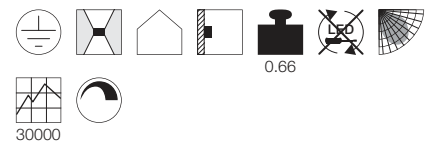
- Unusual design - narrow front
- Up & Downlight with premium LED
- Brass lining provides warm light

Product available in these colours

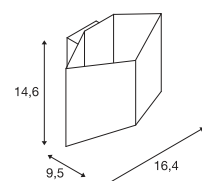


Product details

220-240V ~50/60Hz sec. 500mA
 Total consumption: 11W
 Material: Aluminium/steel
 Dimmable: Triac C, Triac L



Line drawing



Variant	Item no.
200lm 3000K CRI>80	
■ black/brass	151710
390lm 3000K CRI>80	
□ white	151711
390lm 3000K CRI>80	
■ Brass	151713

CARISO

A - A++



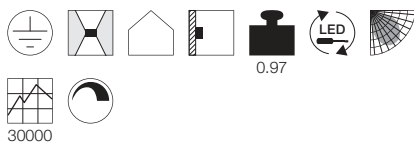
- Unusual design - high front
- Variable light colour due to dimmable LED
- Brass lining provides warm light

Product available in these colours

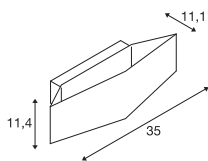


Product details

220-240V ~50/60Hz sec. 500mA
 Total consumption: 22W
 Material: Aluminium/steel
 Dimmable: Triac C, Triac L



Line drawing



CARISO

A - A++



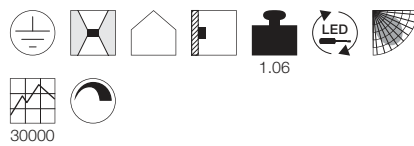
- Unusual design - narrow front
- Variable light colour due to dimmable LED
- Brass lining provides warm light

Product available in these colours

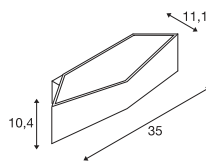


Product details

220-240V ~50/60Hz sec. 500mA
 Total consumption: 22W
 Material: Aluminium/steel
 Dimmable: Triac C, Triac L




Line drawing



151743

248



151320

249



Variant	Item no.
600lm 2700K CRI>90	
black/brass	151730
1000lm 2700K CRI>90	
white	151731
1000lm 2700K CRI>90	
Brass	151733

Variant	Item no.
600lm 2700K CRI>90	
black/brass	151740
1000lm 2700K CRI>90	
white	151741
1000lm 2700K CRI>90	
Brass	151743



LOGS IN

A - A++



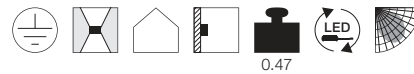
- Striking luminaire cube
- Up & Downlight with premium LED
- Glare-free, indirect lighting

Product available in these colours



Product details

100-240V ~50/60Hz sec. 500mA
 Total consumption: 6.7W
 Material: Aluminium

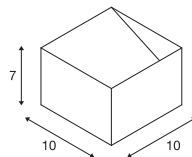


0.47



30000

Line drawing



LOGS IN

A - A++



NEW

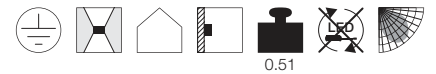


Products available in these colours and variants

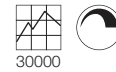


Product details

220-240V ~50/60Hz sec. 250mA
 Total consumption: 12W
 Material: Aluminium
 Dimmable: Triac C

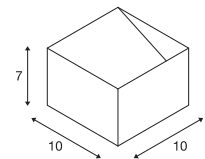


0.51



30000

Line drawing



Variant	Item no.
270lm 3000K CRI 80	
■ black/brass	151320
300lm 3000K CRI 80	
□ white	151321
300lm 3000K CRI 80	
■ alu brushed/white	151325

Variant	Item no.
290lm 2000K-3000K CRI>90	
■ black/brass	1000638
490lm 2000K-3000K CRI>90	
□ white	1000639
490lm 2000K-3000K CRI>90	
■ aluminium/white	1000640

DACU SPACE

A - A++



LED
INSIDE

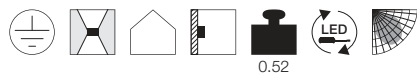
- Unusual open design
- Up & Downlight with premium LED
- Can be flexibly integrated

Product available in these colours



Product details

100-240V ~50/60Hz sec. 500mA
Total consumption: 6.1W
Material: Aluminium

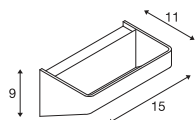


0.52



30000

Line drawing



151476 250



Variant	Item no.
310lm 3000K CRI>80 white/white	151471
310lm 3000K CRI>80 alu brushed/white	151476



DELWA

A - A++



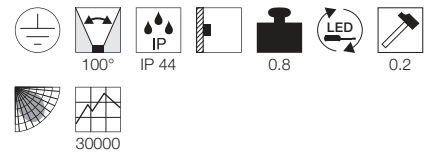
- Modern, soft design
- LED uplight for indoors and outdoors
- Easy care aluminium

Products available in these colours and variants

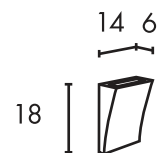


Product details

100-240V ~50/60Hz sec. 700mA
 Total consumption: 8.8W
 Material: Aluminium



Line drawing



Variant	Item no.
910lm 3000K CRI>80	
□ white	1000340
910lm 3000K CRI>80	
■ silver-grey	1000341
910lm 3000K CRI>80	
■ anthracite	1000342



231012 253





151504 253

ALTRA DICE
QPAR51

E - A++



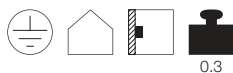
- Modern luminaire cube
- Easy care aluminium and steel combination

Products available in these colours and variants

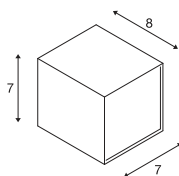


Product details

230V ~50Hz
Material: Aluminium/steel



Line drawing



Lamp details

35W max.
optional: LED

Recommended LED lamp

LED GU10 7W 38°
2700K 400lm EEL=A
7kWh/1000h
Item no. 551872 |



Valeto GU10 5.3W
2700K-6500K 385lm EEL=A+
6kWh/1000h
Item no. 420061 |



Variant	Item no.
GU10 QPAR51	
□ white	151501
GU10 QPAR51	
■ silver-grey/black	151504

PEMA®
up/down

A - A++



- Puristic round design
- Downlight with premium LED
- Easy care aluminium

Product available in these colours

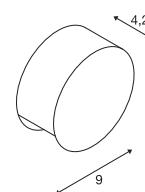


Product details

230V ~50Hz
Total consumption: 4.2W
Material: Aluminium/glass



Line drawing



Note

Protection class UP44 only when mounted with the light emission opening pointing downwards.

Variant	Item no.
120lm 3000K CRI80	
□ white	231010
120lm 3000K CRI80	
■ silver-grey	231012
110lm 3000K CRI80	
■ anthracite	231015

LIGHT EYE 150
QPAR111

E - A++



NEW



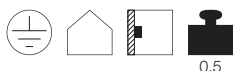
- Modern globe design
- Indirect light
- Can be flexibly integrated
- Modern up light for a harmonious ambience

Products available in these colours and variants

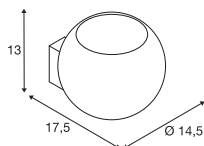


Product details

230V ~50Hz
Material: Steel



Line drawing



Lamp details

75W max.
optional: LED

LED Upgrade

LED GU10 15.5W 30°
2700K 680lm EEl=A
6kWh/1000h
Item no. 570672 |



Recommended LED lamp

Valetto GU10 9.5W
2700-6000K 830lm EEl=A+
10kWh/1000h
Item no. 1000756 |



Variant	Item no.
GU10 QPAR111	
■ black/chrome	149030
GU10 QPAR111	
■ chrome/white	149031
GU10 QPAR111	
■ white/chrome	149032



149032 254



1000414 255

LYNAH

A - A++



NEW

LED
INSIDE

- Luminaire can be rotated in multiple directions. Rotates 180°.
- Premium LED

Products available in these colours and variants



1004



Product details

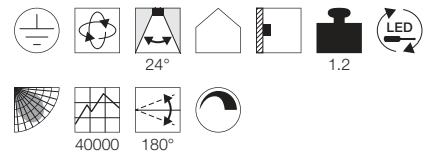
220-240V ~50/60Hz sec. 350mA

Total consumption: 16W

Material: Aluminium/plastic PC

Product dimensions: W: 16.1 cm H: 5.5 cm D: 18 cm

Dimmable: Triac C



Note

Fastening materials included

Variant	Item no.
1000lm 3000K CRI>80	
■ black	1000414
1000lm 3000K CRI>80	
□ white	1000415

ALTRA DICE
QPAR51

E - A++



- Modern, edgy design
- Glare-free, indirect light
- For a wide range of furnishing styles

Products available in these colours and variants



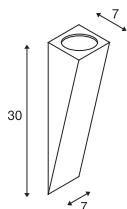
Product details

230V ~50Hz

Material: Aluminium/steel



Line drawing



Lamp details

50W max.

optional: LED

Recommended LED lamp

LED GU10 3.5W 40°
2700K 265lm EEL=A++
4kWh/1000h

Item no. 560122 |



Valetto GU10 5.3W
2700K-6500K 385lm EEL=A+
6kWh/1000h

Item no. 420061 |



Variant	Item no.
GU10 QPAR51	
□ white	151561
GU10 QPAR51	
■ silver-grey/black	151564



151561 256



1000731 257

ENOLA_B
QPAR51

E - A++



NEW



- Puristic design for the versatile accent lighting

Products available in these colours and variants



0999



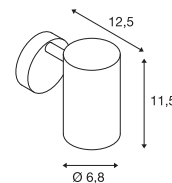
Product details

230V ~50Hz
Material: Aluminium/steel



0,44 350° 90°

Line drawing



Note

Switch included

Recommended accessories Item no.

■ Deco ring 151840

Lamp details

50W max.
Ø: 5 cm max. L: 6 cm max.
optional: LED

Recommended LED lamp

LED GU10 4.3W 40°
2700K 245lm EEL=A+
5kWh/1000h
Item no. 551252 |



Variant	Item no.
GU10 QPAR51	
■ black	1000729
GU10 QPAR51	
□ white	1000730
GU10 QPAR51	
■ Brass	1000731
GU10 QPAR51	
■ silver-grey/black	1000732

PLASTRA

A - A++

NEW



LED INSIDE



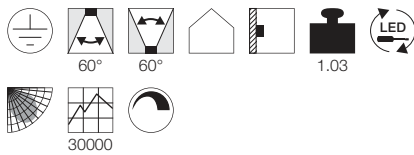
- Modern, soft design
- Plaster luminaire for indirect, glare-free light
- Can be designed with colours, stickers & more

Products available in these colours and variants

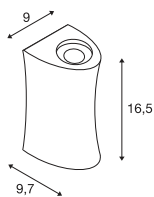


Product details

220-240V ~50/60Hz sec. 700mA
 Total consumption: 6.6W
 Material: Plaster/steel
 Dimmable: Triac, Triac C



Line drawing




148063 258

Variant	Item no.
Up: 100lm 3000K CRI>80	
Down: 100lm 3000K CRI>80	
<input type="checkbox"/> white	148063



148016 259



148060 259

PLASTRA 104
QT14

D - A+



- Modern, hemispherical design
- Plaster luminaire for indirect, glare-free light
- Can be designed with colours, stickers & more

Products available in these colours and variants



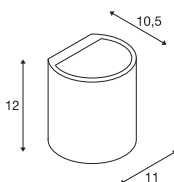
Product details

230V ~50Hz
Material: Plaster/steel



0.76

Line drawing



PLASTRA
QPAR51

E - A++



- Modern, narrow design
- Plaster luminaire for indirect, glare-free light
- Can be designed with colours, stickers & more

Products available in these colours and variants



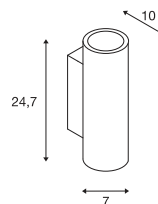
Product details

230V ~50Hz
Material: Plaster/steel



1.2

Line drawing



Lamp details

2x 35W max.
optional: LED

Lamp details

42W max.
optional: LED

Recommended LED lamp

LED G9 2.5W
2700K 180lm EEL=A+
3kWh/1000h
Item no. 560302 |



Recommended LED lamp

LED GU10 6.1W 36°
2700K 370lm EEL=A+
7kWh/1000h
Item no. 560522 |



Valetto GU10 5.3W
2700K-6500K 385lm EEL=A+
6kWh/1000h
Item no. 420061 |



Variant	Item no.
G9 QT14	
<input type="checkbox"/> white	148016

Variant	Item no.
GU10 QPAR51	
<input type="checkbox"/> white	148060

KARPO

A - A++



NEW

LED INSIDE

- Straight uplight /downlight for modern furnishing

Products available in these colours and variants

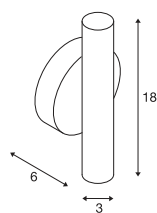


Product details

100-240V ~50/60Hz sec. 450mA
 Total consumption: 10W
 Material: Aluminium



Line drawing



Variant	Item no.
UP: 320lm 3000K CRI80 DOWN: 320lm 3000K CRI80 ■ black	1000675
UP: 320lm 3000K CRI80 DOWN: 320lm 3000K CRI80 □ white	1000676

1000676 260





1000330 261


1000327 261

THEO UP/DOWN
QPAR51

- Puristic design

Products available in
these colours and variants

1010

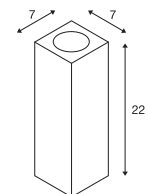


Product details

230V ~50Hz
Material: Aluminium/steel



Line drawing



Recommended LED lamp

LED GU10 6.1W 36°
2700K 370lm EEL=A+
7kWh/1000h

Item no. 560522 |



Valeto GU10 5.3W
2700K-6500K 385lm EEL=A+
6kWh/1000h

Item no. 420061 |



Variant	Item no.
GU10 QPAR 51 □ white	1000327
GU10 QPAR 51 ■ silver-grey	1000328
GU10 QPAR 51 ■ Brushed aluminium	1000329
GU10 QPAR 51 ■ anthracite	1000330

ENOLA_B
QPAR51

E - A++



- Puristic, narrow design
- Uplight and downlight for accent lighting
- Easy care aluminium and steel combination

Products available in these colours and variants

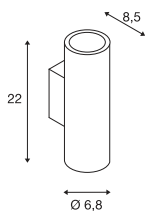


Product details

230V ~50Hz
Material: Aluminium/steel



Line drawing



Recommended accessories Item no.

■ Deco ring 151840

Lamp details

2x 50W max.
optional: LED

Recommended LED lamp

LED GU10 6.1W 36°
2700K 370lm EEL=A+
7kWh/1000h
Item no. 560522 |



Valeto GU10 5.3W
2700K-6500K 385lm EEL=A+
6kWh/1000h
Item no. 420061 |



Variant	Item no.
GU10 QPAR51	
■ black	151800
GU10 QPAR51	
□ white	151801
GU10 QPAR51	
■ Brass	151803
GU10 QPAR51	
■ silver-grey/black	151804



150644 263



RETO

A - A++

LED
INSIDE

- Sophisticated design made from aluminium & glass in trend colour
- UP & Downlight with premium LED
- Indirect, glare-free light

Products available in
these colours and variants

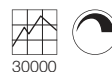


Product details

220-240V ~50/60Hz sec. 365mA
Total consumption: 12W
Material: Aluminium/frosted glass
Dimmable: Triac C, Triac L

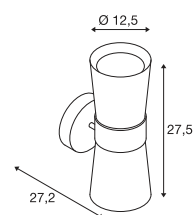


1.8



30000

Line drawing



Variant	Item no.
Up: 275lm 2700K CRI90	
Down: 275lm 2700K CRI90	
Grey/white	150644



147529 265



151901 265



DENA
E14

E - A++



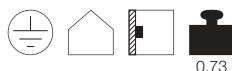
- Lamp body mainly made from glass
- Frosted glass cylinder for subtle light
- Suitable for different furnishing styles

Product available in this colour

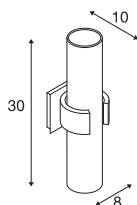


Product details

230V ~50Hz
Material: Aluminium/glass



Line drawing



Lamp details

2x 40W max.
Ø: 5 cm max. L: 9.6 cm max.
optional: LED TC(...)SE QC35

Recommended LED lamp

LED E14 4W
2700K 250lm EEL=A+
3kWh/1000h
Item no. 560222 |



Variant	Item no.
E14 C35	
■ Brushed aluminium	147529

DENA
E14

E - A++



- Narrow lamp body mainly made from glass
- Frosted glass cylinder for subtle light
- Suitable for different furnishing styles

Product available in this colour

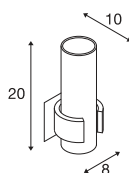


Product details

230V ~50Hz
Material: Aluminium/glass



Line drawing



Lamp details

40W max.
Ø: 5 cm max. L: 9.6 cm max.
optional: LED TC(...)SE QC35

Recommended LED lamp

LED E14 4W
2700K 250lm EEL=A+
3kWh/1000h
Item no. 560222 |



Variant	Item no.
E14 C35	
■ Brushed aluminium	147519

ASTINA UP-DOWN
QPAR51

E - A++



- Lamp body mainly made from aluminium
- Frosted glass elements for subtle light
- Suitable for different furnishing styles

Product available in this colour

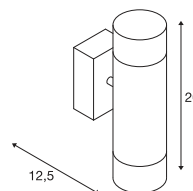


Product details

230V ~50Hz
Material: Aluminium/glass



Line drawing



Lamp details

2x 50W max.
Ø: 5 cm max. L: 5.7 cm max.
optional: LED

Recommended LED lamp

LED GU10 6.1W 36°
2700K 370lm EEL=A+
7kWh/1000h
Item no. 560532 |



Valeto GU10 5.3W
2700K-6500K 385lm EEL=A+
6kWh/1000h
Item no. 420061 |



Variant	Item no.
GU10 QPAR51	
■ silver-grey	151901

ROX
QPAR111

E - A++




- Puristic design
- Made from easy-care aluminium and glass
- For indoor and outdoor areas

Products available in these colours and variants



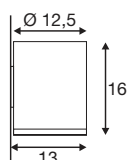
Product details

230V ~50Hz
Material: Aluminium/glass



0.2 IP 44 0.9

Line drawing



Lamp details

75W max.
optional: LED

Recommended LED lamp

LED GU10 15.5W 30°
2700K 680lm EEL=A
6kWh/1000h
Item no. 570672 |



Valeto GU10 9.5W
2700-6000K 830lm EEL=A+
10kWh/1000h
Item no. 1000756 |



Variant	Item no.
GU10 QPAR111	
■ Brushed aluminium	1000333

ROX UP/DOWN
QPAR111

E - A++



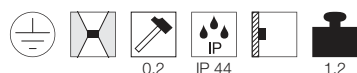
- Puristic design- large version
- Made from easy-care aluminium and glass
- For indoor and outdoor areas

Products available in these colours and variants



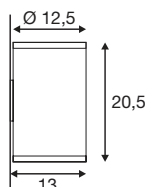
Product details

230V ~50Hz
Material: Aluminium/glass



0.2 IP 44 1.2

Line drawing



Lamp details

2x 50W max.
optional: LED

Recommended LED lamp

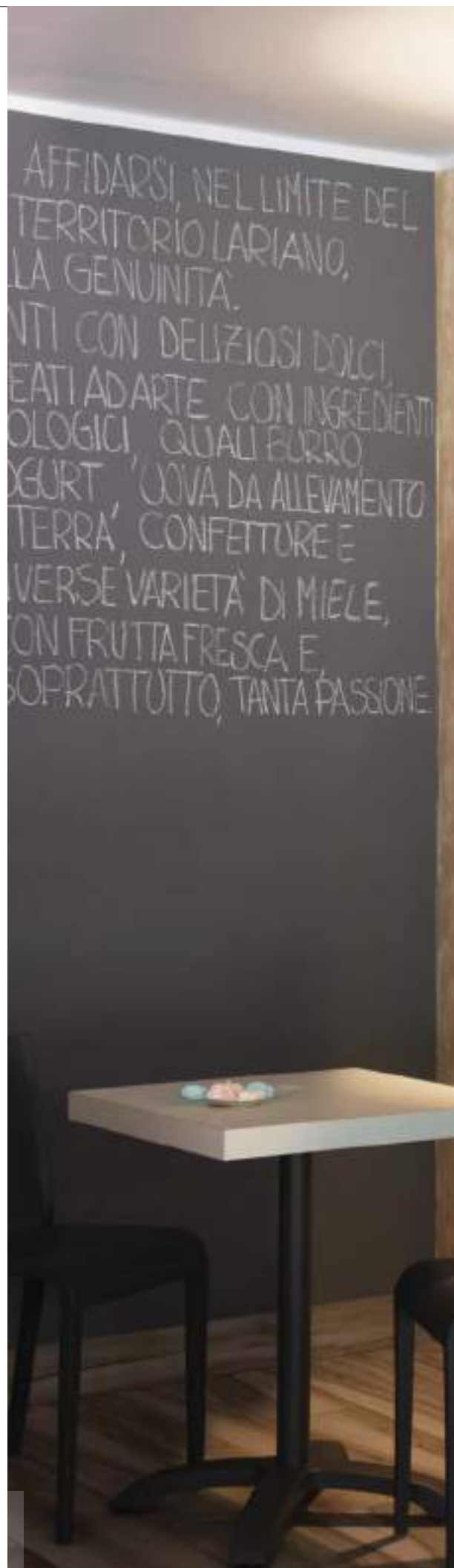
LED GU10 15.5W 30°
2700K 680lm EEL=A
6kWh/1000h
Item no. 570672 |



Valeto GU10 9.5W
2700-6000K 830lm EEL=A+
10kWh/1000h
Item no. 1000756 |



Variant	Item no.
GU10 QPAR111	
■ Brushed aluminium	1000334





114140 267

SUPROS 78

A - A++



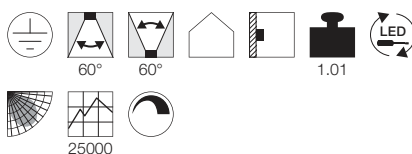
- UP & Downlight with simple design
- Reflectors can be replaced without tools
- Professional lamp with premium LED

Products available in these colours and variants

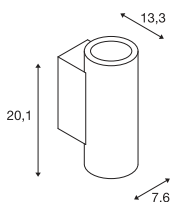


Product details

220-240V ~50/60Hz sec. 250mA
 Total consumption: 24W
 Material: Aluminium
 Dimmable: Triac C, Triac L



Line drawing



Recommended accessories Item no.

Lens, 20° 116302
 Lens, 40° 116304

Variant	Item no.
Up: 700lm 3000K CRI>80	
Down: 700lm 3000K CRI>80	
■ black	116340
Up: 700lm 3000K CRI>80	
Down: 700lm 3000K CRI>80	
□ white	116341

SUPROS

A - A++



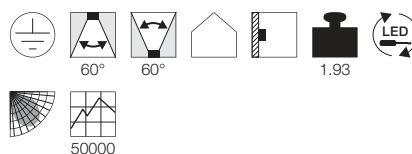
- UP & Downlight with simple design – large
- Reflectors can be replaced without tools
- Professional lamp with premium LED

Products available in these colours and variants

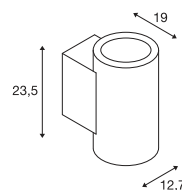


Product details

220-240V ~50/60Hz sec. 1000mA
 Total consumption: 34W
 Material: Aluminium



Line drawing



Recommended accessories Item no.

Reflector 20° 114102
 Reflector 40° 114104

Variant	Item no.
Up: 1400lm 3000K CRI>80	
Down: 1400lm 3000K CRI>80	
■ black	114140
Up: 1400lm 3000K CRI>80	
Down: 1400lm 3000K CRI>80	
□ white	114141
Up: 1450lm 4000K CRI>80	
Down: 1450lm 4000K CRI>80	
■ black	114190
Up: 1450lm 4000K CRI>80	
Down: 1450lm 4000K CRI>80	
□ white	114191

VISSARDO

A - A++



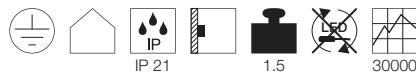
- Practical wall light with cosmetic mirror
- 3-times optical magnification
- Premium LED

Product available in this colour

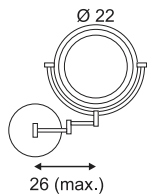


Product details

100-240V ~50/60Hz
Total consumption: 5.8W
Material: Steel/glass



Line drawing



Note

Switch included
Magnification at one side, mirror on both sides

VISSARDO

A - A++



- Flexible table lamp with cosmetic mirror
- 3-times optical magnification
- Premium LED

Product available in this colour

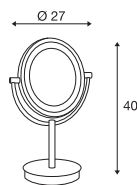


Product details

100-240V ~50/60Hz
Total consumption: 5.5W
Material: Steel/glass



Line drawing



Note

Euro plug
Switch included
Magnification at one side, mirror on both sides

149792 268



149792 268



Variant	Item no.
130lm 3000K CRI80 ■ chrome	149782

Variant	Item no.
130lm 3000K CRI80 ■ chrome	149792



149752 269

TRUKKO

A - A++

LED
INSIDE

- Wall-mounted mirror luminaire with flat design
- Pleasant, homogeneous light
- Premium LED

Products available in
these colours and variants



1010



Product details

100-240V ~50/60Hz sec. 700mA
Total consumption: 9W
Material: Glass



IP 44

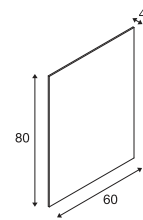


9



30000

Line drawing



Variant	Item no.
890lm 3000K CRI80	
<input type="checkbox"/> clear	149752

VAYNISSA

A - A++



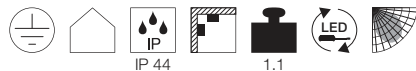
- Modern strip light
- Pleasant warm-white light
- Efficient LED lighting

Product available in these colours

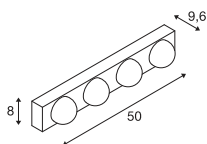


Product details

220-240V ~50/60Hz sec. 700mA
Total consumption: 22W
Material: Steel/plastic



Line drawing



TRUKKO 60/90

A - A++



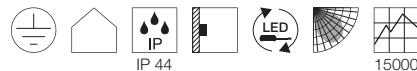
- Elegant strip light
- Noble plastic/zinc combination
- Professional lamp with premium LED

Products available in these colours and variants

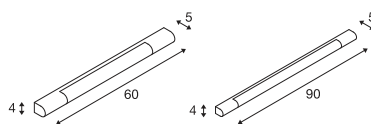


Product details

100-240V ~50/60Hz sec. 500mA
Material: Steel/plastic



Line drawing



Variant	Item no.
1300lm 2700K CRI80 □ white	149701
1300lm 2700K CRI80 ■ chrome	149702

Variant	Item no.
450lm 8.8W 3000K CRI80 H: 60 cm 0.75 kg ■ chrome/white	149762
710lm 11.4W 3000K CRI80 H: 90 cm 0.8 kg ■ chrome/white	149772



1000670 271

Q-LINE

A - A++



NEW

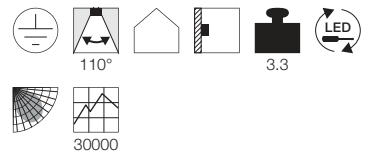
LED INSIDE

Products available in these colours and variants



Product details

220-240V ~50/60Hz sec. 700mA
 Total consumption: 42W
 Material: Aluminium/acrylic glass
 Product dimensions:
 L: 142.5 cm W: 10.5 cm H: 60 cm



Variant	Item no.
3800lm 3000K CRI>80 <input type="checkbox"/> white	1000668
3800lm 3000K CRI>80 <input checked="" type="checkbox"/> black	1000669
3800lm 3000K CRI>80 <input type="checkbox"/> silver-grey	1000670

Q-LINE
T16

A - A+



- Straight, modern design
- Flexibly extendible wall light
- Glare-free high-efficiency lighting

Products available in these colours and variants



Product details

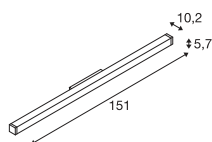
220-240V ~50/60Hz
Total consumption: 38W
Material: Aluminium



15

3.6

Line drawing



Recommended accessories Item no.

<input type="checkbox"/> Long connector	155051
<input type="checkbox"/> Long connector	155052
<input type="checkbox"/> Corner connector	155062

Lamp details


35W

Recommended lamp

G5 35W
3000K 3300lm EEL=A+
38kWh/1000h
Item no. 548035 |




Variant	Item no.
G5 T16	
<input checked="" type="checkbox"/> white/chrome	155001
G5 T16	
<input checked="" type="checkbox"/> alu natural/anthracite	155002



155001

272



155001

272



146804 273

GLENOS

Mirror light

A - A++



LED
INSIDE

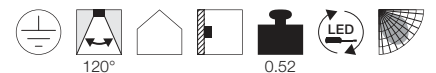
- Elegant narrow mirror luminaire
- Pleasant, glare-free light
- Can be flexibly integrated

Product available in these colours

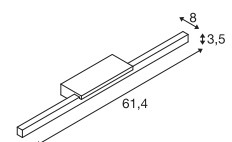


Product details

100-240V ~50/60Hz sec. 24V/DC
Total consumption: 17W
Material: Aluminium/acrylic glass



Line drawing



Variant	Item no.
1000lm 3000K CRI>80	
■ black	146800
1000lm 3000K CRI>80	
□ white	146801
1000lm 3000K CRI>80	
■ silver	146804

L-LINE 60

A - A++



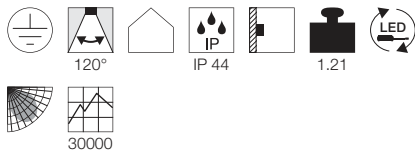
- Elegant basic lighting
- Efficient LED lighting solution
- Suitable for different furnishing styles

Product available in these colours

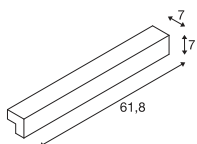


Product details

220-240V ~50/60Hz sec. 350mA
 Total consumption: 15W
 Material: Aluminium/plastic PC



Line drawing



L-LINE 120

A - A++



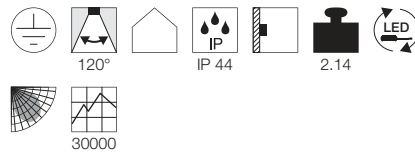
- Elegant basic lighting – wide version
- Efficient LED lighting solution
- Suitable for different furnishing styles

Product available in these colours

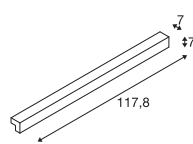


Product details

120-240V ~50-60Hz sec. 600mA
 Total consumption: 24W
 Material: Aluminium/plastic PC



Line drawing



157445 274



Variant	Item no.
700lm 3000K CRI>80	
□ white	157431
700lm 3000K CRI>80	
■ silver-grey	157434
700lm 3000K CRI>80	
■ grey	157435

Variant	Item no.
1200lm 3000K CRI>80	
□ white	157441
1200lm 3000K CRI>80	
■ silver-grey	157444
1200lm 3000K CRI>80	
■ grey	157445



155216 275

ARLINA 67
T16



- Sophisticated accent lighting made from aluminium
- White light thanks to frosted glass
- High output lamp

Product available in this colour

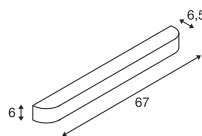


Product details

220-240V ~50/60Hz
Total consumption: 27W
Material: Aluminium/glass



Line drawing



Lamp details

24W

Recommended lamp

G5 24W
3000K 1750lm EEL=A
26kWh/1000h
Item no. 548024 |



Variant	Item no.
G5 T16	
■ Brushed aluminium	155206

ARLINA 128
T16



- Sophisticated accent lighting made from aluminium
- White light thanks to frosted glass
- High output lamp

Product available in this colour

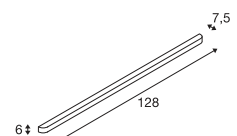


Product details

220-240V ~50/60Hz
Total consumption: 31.5W
Material: Aluminium/glass



Line drawing



Lamp details

28W

Recommended lamp

G5 28W
3000K 2900lm EEL=A+
44kWh/1000h
Item no. 548028 |



Variant	Item no.
G5 T16	
■ Brushed aluminium	155216

SEDO 14
T16

A - A+



- Straight-lined design
- Easy care aluminium
- With high-efficiency lamp

Product available in these colours

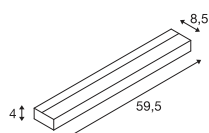


Product details

230V ~50Hz
Total consumption: 18W
Material: Aluminium/glass



Line drawing



Lamp details

14W

Recommended lamp

G5 14W
3000K 1200lm EEL=A+
6kWh/1000h
Item no. 548014 |



Variant	Item no.
G5 T16	
□ white	151761
G5 T16	
■ Brushed aluminium	151762

SEDO 21
T16

A - A+



- Straight design – wide version
- Easy care aluminium
- With high-efficiency lamp

Product available in these colours

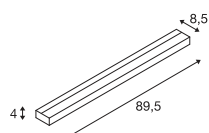


Product details

230V ~50Hz
Total consumption: 22W
Material: Aluminium/glass



Line drawing



Lamp details

21W

Recommended lamp

G5 21W
3000K 1900lm EEL=A+
23kWh/1000h
Item no. 548021 |



Variant	Item no.
G5 T16	
□ white	151771
G5 T16	
■ Brushed aluminium	151772



151781

277



SEDO 14

A - A++



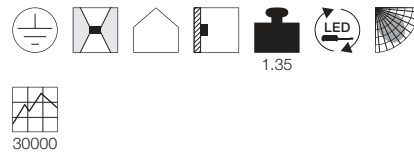
- Straight-lined design
- Easy care aluminium
- For energy-efficient LED

Product available in these colours

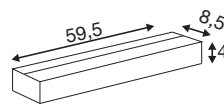


Product details

220-240V ~50/60Hz sec. 350mA
 Total consumption: 19W
 Material: Aluminium/glass



Line drawing



SEDO 21

A - A++



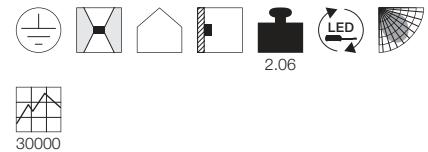
- Straight design – wide version
- Easy care aluminium
- For energy-efficient LED

Product available in these colours

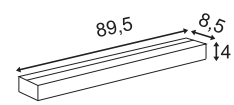


Product details

100-277V ~50/60Hz sec. 48V/DC
 Total consumption: 33W
 Material: Aluminium/glass



Line drawing



Variant	Item no.
1200lm 3000K CRI80	
□ white	151781
1200lm 3000K CRI80	
■ Brushed aluminium	151786

Variant	Item no.
2100lm 3000K CRI80	
□ white	151791
2100lm 3000K CRI80	
■ Brushed aluminium	151796

CAMARA
E14

E - A++



- Elegant aluminium and glass combination
- Frosted glass for glare-free light
- Aluminium topic on the ends of the cylinder

Product available in this colour



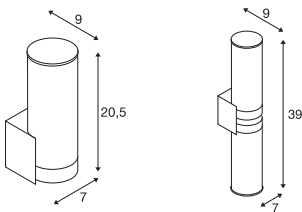
Product details

230V ~50Hz

Material: Aluminium/frosted glass



Line drawing



Lamp details

2x 60W max.

L: 11.8 cm max.

optional: LED TC(...)SE QC35

Recommended LED lamp

LED E14 4W

2700K 250lm EEL=A+

3kWh/1000h


Item no. 560222 |



Variant	Item no.
Size 1 E14 C35 0.58 kg chrome/white	147532
Size 2 E14 C35 0.9 kg chrome/white	147542



147542 278



151553 279



151552 279

DEVIN

A - A++



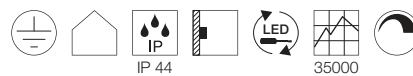
- Elegant aluminium and glass combination
- Frosted glass for glare-free light
- Integrated power LED

Product available in this colour

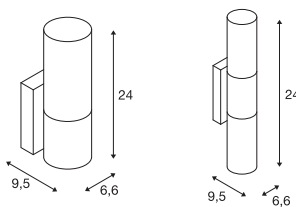


Product details

220-240V ~50/60Hz
 Total consumption: 16W
 Material: Steel/glass
 Dimmable: Triac C, Triac L



Line drawing



DEVIN
E14

E - A++



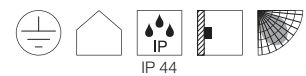
- Elegant aluminium and glass combination
- Frosted glass for glare-free light

Product available in this colour

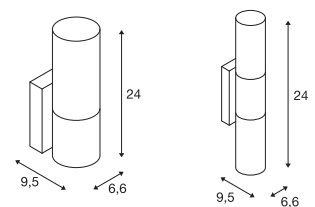


Product details

230V ~50Hz
 Material: Steel/glass



Line drawing



Lamp details

2x 12W max.
 optional: LED

Recommended LED lamp

LED E14 4W
 2700K 250lm EEL=A+
 3kWh/1000h
 Item no. 560222 |



Variant	Item no.
Size 1 430lm 3000K CRI80 0.66 kg	
chrome/white	151543
Size 2 890lm 3000K CRI80 1.02 kg	
chrome/white	151553

Variant	Item no.
Size 1 E14 C35 0.65 kg	
chrome/white	151542
Size 2 E14 C35 1.23 kg	
chrome/white	151552

WL 106
Double E14

E - A++



- Luminaire with elegant double glass cylinder
- Combination of transparent & frosted glass
- Suitable for wet rooms

Product available in this colour



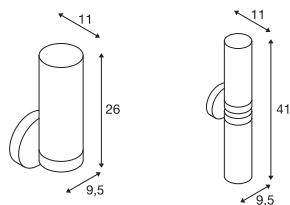
Product details

230V ~50Hz

Material: Aluminium/steel/glass



Line drawing



Lamp details

2x 40W max.

Ø: 3.6 cm max. L: 11 cm max.

optional: LED TC(...)SE QC35

Recommended LED lamp

LED E14 4W

2700K 250lm EEL=A+

3kWh/1000h

Item no. 560222 |



Variant	Item no.
Size 1 E14 C35 0.59 kg ■ chrome	149482
Size 2 E14 C35 1.04 kg ■ chrome	149492



149492 280



146390 281



151282 281

**MIBO STRAIGHT
QT14**

D - A+



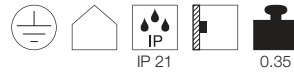
- Elegant vanity light
- Partially frosted glass for glare-free light
- Ideal for simple mounting on the mirror

Product available in this colour

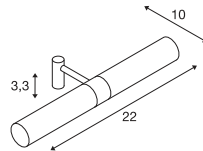


Product details

230V ~50Hz
Material: Brass / Glass



Line drawing



Note

Material thickness, mounting surface: 3-6.5 mm

Lamp details

2x 25W max.
optional: LED

Recommended LED lamp

LED G9 2.5W
2700K 180lm EEL=A+
3kWh/1000h
Item no. 560302 |



Variant	Item no.
G9 QT14 ■ chrome	146390

**MIBO UP-DOWN
QT14**

D - A+



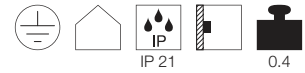
- Elegant aluminium and glass combination
- Partially frosted glass for glare-free light
- Wide range of applications

Product available in this colour

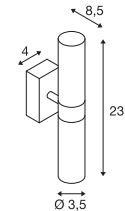


Product details

230V ~50Hz
Material: Aluminium/glass



Line drawing



Lamp details

2x 25W max.
optional: LED

Recommended LED lamp

LED G9 2.5W
2700K 180lm EEL=A+
3kWh/1000h
Item no. 560302 |



Variant	Item no.
G9 QT14 ■ chrome	151282

THE BEST THINGS COME FROM ABOVE.

CEILING LIGHTS FOR FLEXIBLE LIGHTING.

Ceiling lights are the centrepiece of any lit room. They bring a warm ambience into each space with their radiant power. Adapted to the room concept, you can align the luminaires in an optimum way and therefore set impressive emphasis of light from above.



148082 312



113940 311



CEILING LIGHTS

 0285	 0285	 0288	 0288	 0289	 0289	 0290	 0290
 0291	 0291	 0292	 0292	 0293	 094	 0295	 0296
 0296	 0297	 0297	 0298	 0298	 0299	 0301	 0301
 0301	 0302	 0302	 0303	 0303	 0304	 0304	 0305
 0306	 0307	 0308	 0308	 0309	 0309	 0311	 0311
 0312	 0312	 0313	 0315	 0315	 0315	 0316	 0316
 0317	 0317	 0319	 0319	 0320	 0321	 0322	 0323
 0323	 0323	 0325	 0327	 0327	 0328	 0328	 0329
 0329	 0330	 0330	 0331	 0331	 0333	 0333	 0333

155373 287





155373 287



156050 287

TENORA
E27

A - A++



- Acrylic cover
- Flat body
- Classic meets modern

Products available in these colours and variants

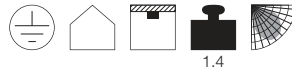


1009

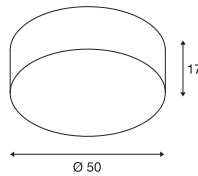


Product details

230V ~50Hz
Material: Textile/polystyrene/steel



Line drawing



Note

Canopy Ø12 cm

Lamp details

3x 23W max.
L: 14.8 cm max.
optional: LED

Recommended LED lamp

LED E27 8.5W
2700K 806lm EEL=A+
10kWh/1000h
Item no. 560161 |



Valeto E27 9.6W
2700K-6500K 900lm EEL=A+
10kWh/1000h
Item no. 420051 |



Variant	Item no.
E27 A60	
■ black	156050
E27 A60	
□ white	156051

SOPRANA
E27

E - A++



- Acrylic cover
- Classic meets modern

Products available in these colours and variants

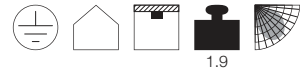


1008

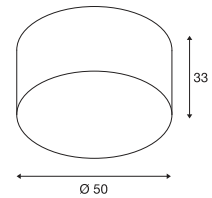


Product details

230V ~50Hz
Material: Textile/polystyrene/steel



Line drawing



Note

Canopy Ø15 cm

Lamp details

3x 60W max.
L: 16.5 cm max.
optional: LED TC(...)SE QA60

Recommended LED lamp

LED E27 8.5W
2700K 806lm EEL=A+
10kWh/1000h
Item no. 560161 |



Valeto E27 9.6W
2700K-6500K 900lm EEL=A+
10kWh/1000h
Item no. 420051 |



Variant	Item no.
E27 A60	
□ white	155372
E27 A60	
■ beige	155373

KARDAMOD
QPAR111

E - A++



• Modern light solution for home & shop

Product available in these colours



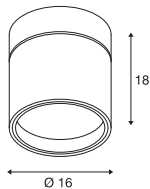
Product details

230V ~50Hz
Material: Steel



1.5

Line drawing



Lamp details

75W max.
optional: LED

Recommended LED lamp

LED GU10 17.5W 30°
2700K 880lm EEL=A
18kWh/1000h
Item no. 551642 |



Valeto GU10 9.5W
2700-6000K 830lm EEL=A+
10kWh/1000h
Item no. 1000756 |



Variant	Item no.
GU10 QPAR111	
■ matt black	117160
□ white	117161
■ silver	117164

KARDAMOD
QPAR111

E - A++



• Modern light solution for home & shop

Product available in these colours



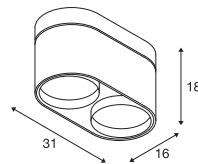
Product details

230V ~50Hz
Material: Steel



2.6

Line drawing



Lamp details

2x 75W max.
optional: LED

Recommended LED lamp

LED GU10 17.5W 30°
2700K 880lm EEL=A
18kWh/1000h
Item no. 551642 |



Valeto GU10 9.5W
2700-6000K 830lm EEL=A+
10kWh/1000h
Item no. 1000756 |



Variant	Item no.
GU10 QPAR111	
■ matt black	117180
□ white	117181
■ silver	117184



117191 289



KARDAMOD
QRB111

D - A+



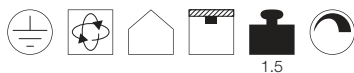
- Modern light solution for home & shop

Product available in these colours

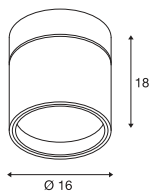


Product details

230V ~50Hz
Material: Steel
Dimmable: C



Line drawing



Lamp details

50W max.
optional: LED

Recommended lamp

G53 35W 24°
2900K 440lm EEL=B
38kWh/1000h
Item no. 545522 |



Variant	Item no.
G53 QR111	
■ matt black	117170
G53 QR111	
□ white	117171
G53 QR111	
■ silver	117174

KARDAMOD
QRB111

D - A+



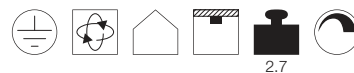
- Modern light solution for home & shop

Product available in these colours

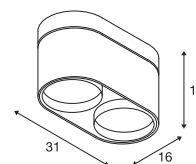


Product details

230V ~50Hz
Material: Steel
Dimmable: C



Line drawing



Lamp details

2x 50W max.
optional: LED

Recommended lamp

G53 35W 24°
2900K 440lm EEL=B
38kWh/1000h
Item no. 545522 |



Variant	Item no.
G53 QR111	
■ matt black	117190
G53 QR111	
□ white	117191
G53 QR111	
■ silver	117194

KARDAMOD
QPAR111

E - A++



• Modern light solution for home & office

Product available in these colours



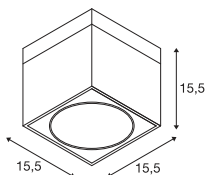
Product details

230V ~50Hz
Material: Steel



1.58

Line drawing



Lamp details

75W max.
optional: LED

Recommended LED lamp

LED GU10 17.5W 30°
2700K 880lm EEL=A
18kWh/1000h
Item no. 551642 |



Valeto GU10 9.5W
2700-6000K 830lm EEL=A+
10kWh/1000h
Item no. 1000756 |



Variant	Item no.
GU10 QPAR111	
■ matt black	117100
GU10 QPAR111	
□ white	117101
GU10 QPAR111	
■ silver-grey	117104

KARDAMOD
QPAR111

E - A++



• Modern light solution for home & office

Product available in these colours



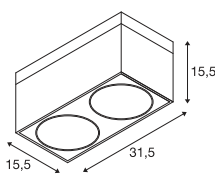
Product details

230V ~50Hz
Material: Steel



2.88

Line drawing



Lamp details

2x 75W max.
optional: LED

Recommended LED lamp

LED GU10 17.5W 30°
2700K 880lm EEL=A
18kWh/1000h
Item no. 551642 |



Valeto GU10 9.5W
2700-6000K 830lm EEL=A+
10kWh/1000h
Item no. 1000756 |



Variant	Item no.
GU10 QPAR111	
■ matt black	117110
GU10 QPAR111	
□ white	117111
GU10 QPAR111	
■ silver-grey	117114





KARDAMOD
QRB111

E - A++



• Modern light solution for home & office

Product available in these colours



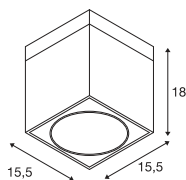
Product details

230V ~50Hz sec. 12V AC
Material: Steel
Dimmable: C



1.82

Line drawing



KARDAMOD
QRB111

E - A++



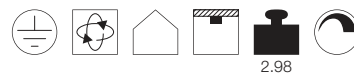
• Modern light solution for home & office

Product available in these colours



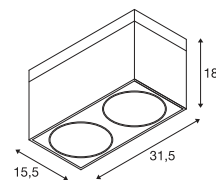
Product details

230V ~50Hz sec. 12V AC
Material: Steel
Dimmable: C



2.98

Line drawing



Lamp details

50W max.
optional: LED

Recommended lamp

G53 35W 24°
2900K 440lm EEL=B
38kWh/1000h
Item no. 545522 |



Variant	Item no.
G53 QR111	
■ matt black	117120
G53 QR111	
□ white	117121
G53 QR111	
■ silver-grey	117124

Lamp details

2x 50W max.
optional: LED

Recommended lamp

G53 35W 24°
2900K 440lm EEL=B
38kWh/1000h
Item no. 545522 |



Variant	Item no.
G53 QR111	
■ matt black	117130
G53 QR111	
□ white	117131
G53 QR111	
■ silver-grey	117134

ALTRA DICE
QPAR51

E - A++



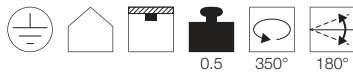
• Flexible light solution for home & office

Products available in these colours and variants

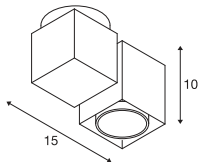


Product details

230V ~50Hz
Material: Aluminium/steel



Line drawing



Lamp details

50W max.
optional: LED

Recommended LED lamp

LED GU10 4.3W 40°
2700K 245lm EEL=A+
5kWh/1000h
Item no. 551252 |



Valeto GU10 5.3W
2700K-6500K 385lm EEL=A+
6kWh/1000h
Item no. 420061 |



Variant	Item no.
GU10 QPAR51	
□ white	151521
GU10 QPAR51	
■ silver-grey/black	151524

ALTRA DICE
QPAR51

E - A++



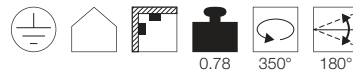
• Flexible light solution for home & office

Products available in these colours and variants

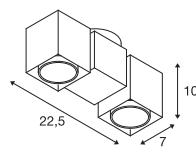


Product details

230V ~50Hz
Material: Aluminium/steel



Line drawing



Lamp details

2x 50W max.
optional: LED

Recommended LED lamp

LED GU10 4.3W 40°
2700K 245lm EEL=A+
5kWh/1000h
Item no. 551252 |



Valeto GU10 5.3W
2700K-6500K 385lm EEL=A+
6kWh/1000h
Item no. 420061 |



Variant	Item no.
GU10 QPAR51	
□ white	151531
GU10 QPAR51	
■ silver-grey/black	151534



151521 292



151810 293

ENOLA_B
QPAR51

E - A++



- Puristic modern design

Products available in
these colours and variants

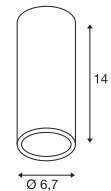
Product details

230V ~50Hz
Material: Aluminium



0.28

Line drawing



Lamp details

35W max.
L: 8.5 cm max.
optional: LED

Recommended LED lamp

LED GU10 4.3W 40°
2700K 245lm EEL=A+
5kWh/1000h
Item no. 551252 |



Valeto GU10 5.3W
2700K-6500K 385lm EEL=A+
6kWh/1000h
Item no. 420061 |



Variant	Item no.
GU10 QPAR51	
■ black	151810
GU10 QPAR51	
□ white	151811
GU10 QPAR51	
■ Brass	151813
GU10 QPAR51	
■ silver-grey/black	151814

ANELA

A - A++



NEW

LED INSIDE

- Reduced glare due to set-back LED

Products available in these colours and variants



Product details

220-240V ~50/60Hz sec. 500mA
 Total consumption: 10W
 Material: Aluminium
 Product dimensions: Ø: 8.4 cm H: 18 cm
 Dimmable: Triac C, Triac L



Note

Product is supplied without reflector.
 This must be ordered separately.
 Lumen output with reflector 1000809 = 500lm;
 Lumen output with reflector 1000810 = 620lm;
 Lumen output with reflector 1000811 = 200lm;
 Lumen output with reflector 1000812 = 600lm

Recommended accessories Item no.

■ Reflector 28°	1000809
■ Reflector 28°	1000810
■ Reflector 28°	1000811
■ Reflector 28°	1000812

Variant	Item no.
200-620lm 3000K CRI>90	
■ black	1000807
200-620lm 3000K CRI>90	
□ white	1000808



1000808 294



116330 295

SUPROS 78

A - A++

NEW

LED
INSIDE

- Premium LED
- Versatile light solution

Products available in
these colours and variants

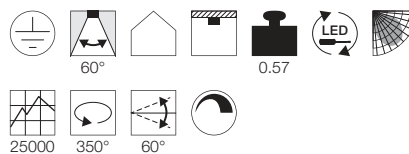


1009

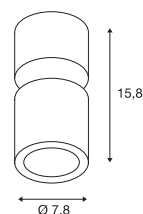


Product details

220-240V ~50/60Hz sec. 250mA
Total consumption: 12W
Material: Aluminium
Dimmable: Triac C, Triac L



Line drawing



Recommended accessories Item no.

Lens, 20° 116302
Lens, 40° 116304

Variant	Item no.
700lm 3000K CRI>80	
■ black	116330
700lm 3000K CRI>80	
□ white	116331

OCCULDAS 13

A - A++



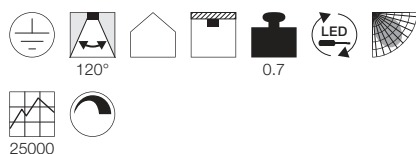
- Exclusive design
- Premium LED
- Indirect lighting

Products available in these colours and variants

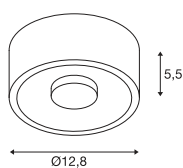


Product details

220-240V ~50/60Hz sec. 350mA
 Total consumption: 15W
 Material: Aluminium
 Dimmable: Triac C



Line drawing



OCCULDAS 23

A - A++



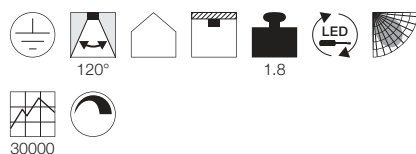
- Exclusive design
- Indirect lighting
- Premium LED

Products available in these colours and variants

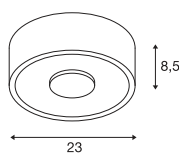


Product details

200-240V ~50/60Hz sec. 700mA
 Total consumption: 26W
 Material: Aluminium/steel
 Dimmable: Triac C, Triac L, Uni



Line drawing



117321 296

DESIGNED BY
 David Morgan

Variant	Item no.
810lm 3000K CRI>80 <input type="checkbox"/> white	117351

Variant	Item no.
1300lm 3000K CRI>80 <input type="checkbox"/> white	117321



OCCULDAS 13

A - A++



- Exclusive design
- Premium LED
- Flat design

Product also available in different colours and variants

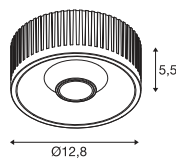


Product details

220-240V ~50/60Hz sec. 700mA
 Total consumption: 16W
 Material: Aluminium
 Dimmable: Triac C



Line drawing



OCCULDAS 13 MOVE

A - A++



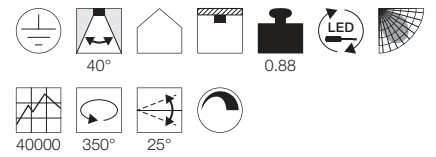
- Exclusive design
- Premium LED
- Flat design

Products available in these colours and variants

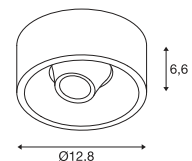


Product details

220-240V ~50/60Hz sec. 350mA
 Total consumption: 7.8W
 Material: Aluminium/steel
 Dimmable: Triac C



Line drawing



Variant	Item no.
1200lm 3000K CRI>80 □ white	117381

Variant	Item no.
700lm 3000K CRI>80 □ white	117361

MOLDI 32

A - A++



- Premium LED
- Sleek design, glare-free light

Product available in this colour

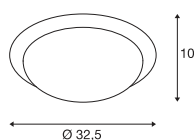


Product details

100-240V ~50/60Hz sec. 450mA
 Total consumption: 22W
 Material: Aluminium/plastic PC



Line drawing



MOLDI 46

A - A++



- Premium LED
- Sleek design, glare-free light

Product available in this colour

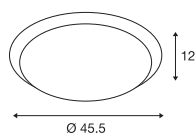


Product details

100-240V ~50/60Hz sec. 700mA
 Total consumption: 34W
 Material: Aluminium/plastic PC



Line drawing



Variant	Item no.
1150lm 3000K CRI80 ■ brushed aluminium	134323

Variant	Item no.
2100lm 3000K CRI80 ■ brushed aluminium	134333



MOLDI 46

Sensor

A - A++



LED
INSIDE

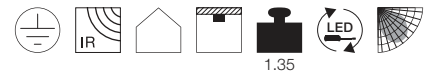
- Premium LED
- Sleek design, glare-free light
- Motion sensor with MR (microwave) technology integrated in the luminaire housing

Product available in this colour



Product details

100-240V ~50/60Hz sec. 700mA
Total consumption: 34W
Material: Aluminium/plastic PC

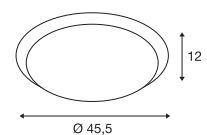


1.35



25000

Line drawing



Variant	Item no.
2010lm 3000K CRI80	
■ brushed aluminium	134343

148005 301



CORONA
E27

E - A++



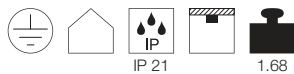
- Adaptable design, sophisticated colour scheme
- Light effect at rear

Product available in this colour

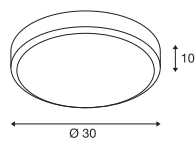


Product details

230V ~50Hz
Material: Aluminium/steel/glass



Line drawing



Lamp details

60W max.
L: 13.7 cm max.
optional: LED TC(...)SE QA60

Recommended LED lamp

LED E27 5.5W
2700K 470lm EEL=A+
6kWh/1000h
Item no. 560160 |



Valeto E27 9.6W
2700K-6500K 900lm EEL=A+
10kWh/1000h
Item no. 420051 |



Variant	Item no.
E27 A60	
chrome	155272

MARONA

A - A++



- Elegant design

Product available in these colours

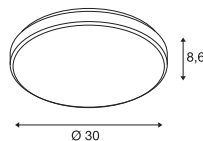


Product details

200-240V ~50Hz sec. 430mA
Total consumption: 15W
Material: Steel/PMMA
Dimmable: Triac C, Triac L



Line drawing



PLASTRA

NEW



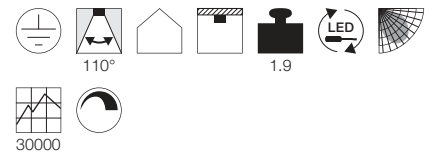
- Can be individually decorated with colours & stickers

Products available in these colours and variants

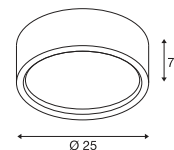


Product details

220-240V ~50/60Hz sec. 350mA
Total consumption: 15W
Material: Plaster/steel
Dimmable: Triac, Triac C, Triac L



Line drawing



Variant	Item no.
990lm 3000K CRI >80	
white	148005

PLASTRA 105
E27

E - A++



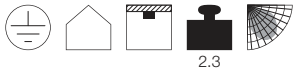
- Individualised artwork

Products available in these colours and variants



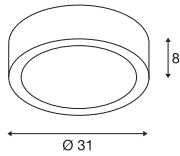
Product details

230V ~50Hz
Material: Plaster / Steel / Glass



2.3

Line drawing



PLASTRA 104
E27

E - A++



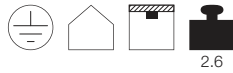
- Individualised artwork

Products available in these colours and variants



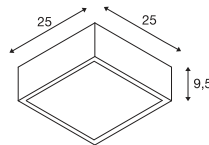
Product details

230V ~50Hz
Material: Plaster / Steel / Glass



2.6

Line drawing



Lamp details

2x 25W max.
Ø: 5 cm max. L: 14 cm max.
optional: LED TC(...)SE QA60

Recommended lamp

E27 15W
2700K 900lm EEL=A
15kWh/1000h
Item no. 508740 |



Lamp details

2x 25W max.
Ø: 5 cm max. L: 14 cm max.
optional: LED TC(...)SE QA60

Recommended lamp

E27 15W
2700K 900lm EEL=A
15kWh/1000h
Item no. 508740 |

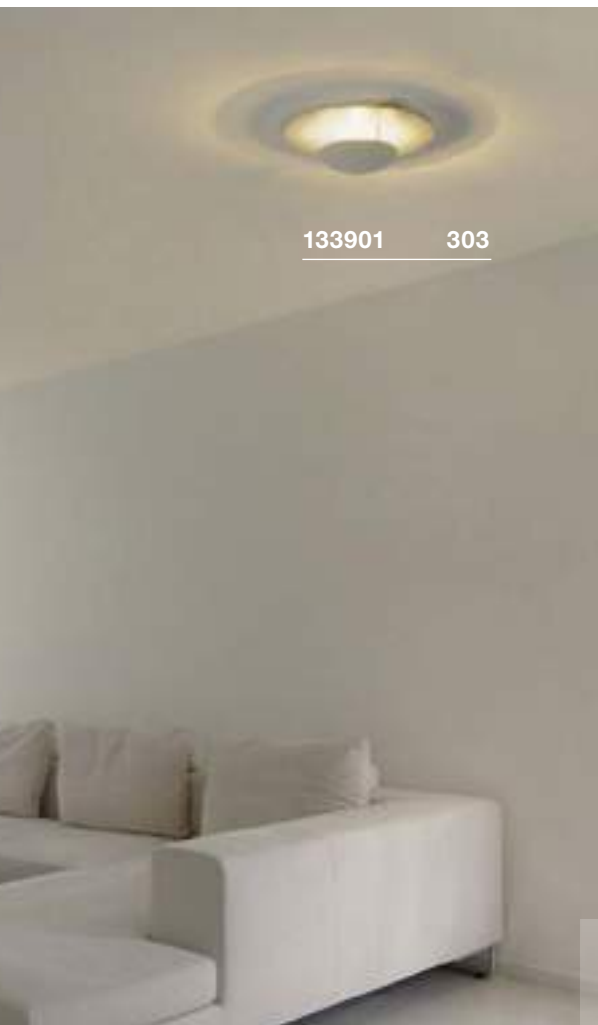


Variant	Item no.
E27 A60 <input type="checkbox"/> white	148001

Variant	Item no.
E27 A60 <input type="checkbox"/> white	148002

148001 302





133901 303

LOUISSE
QT-DE12

D - A+



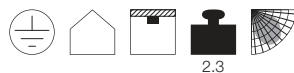
- Unusual, modern design

Product available in this colour

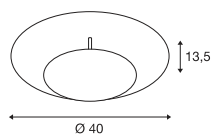


Product details

230V ~50Hz
Material: Steel



Line drawing



Lamp details

200W max.
optional: LED

Recommended LED lamp

LED R7s 118mm 6.5W
3000K 806lm EEL=A++
7kWh/1000h

Item no. 551893 |



Variant	Item no.
R7s 118mm QT-DE12	
□ white	133901

INDIGLA WING
SMD

A - A++



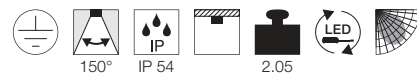
- Unusual, modern design
- Asymmetric double reflector
- Ideal for glare-free corridor lighting

Products available in these colours and variants

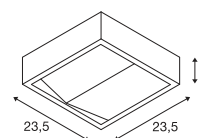


Product details

100-277V ~50/60Hz sec. 350mA
Total consumption: 15W
Material: Aluminium/glass



Line drawing



Variant	Item no.
920lm 3000K CRI80	
□ white	230891
500lm 3000K CRI80	
■ silver	230894

CL 101
TCR-TSE

B - A++



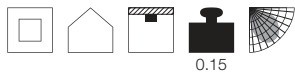
- Neutral design, can be flexibly integrated

Product available in these colours



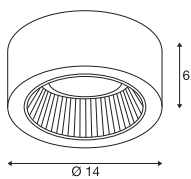
Product details

230V ~50Hz
Material: Plastic



0.15

Line drawing



Lamp details

11W max.
optional: LED

Recommended LED lamp

LED GX53 3W 120°
3000K 250lm EEL=A++
3kWh/1000h
Item no. 551372 |



Variant	Item no.
GX53 TCR-TSE	
white	112281
GX53 TCR-TSE	
silver-grey	112284

AUFBAUSTRALER 25

A - A++



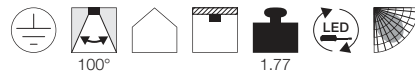
- Neutral design, can be flexibly integrated
- Premium LED

Product available in these colours



Product details

100-240V ~50/60Hz sec. 550mA
Total consumption: 21W
Material: Aluminium/steel/glass



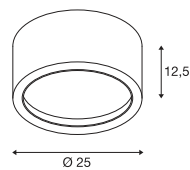
100°

1.77



20000

Line drawing



161431 304



151514 305



ALTRA DICE QPAR51

E - A++



- Simplicity meets elegance

Products available in these colours and variants



0997



Product details

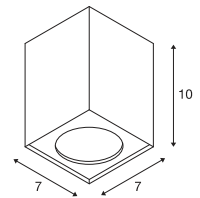
230V ~50Hz

Material: Aluminium/steel



0.28

Line drawing



Lamp details

35W max.

optional: LED

Recommended LED lamp

LED GU10 4.3W 40°
2700K 245lm EEL=A+
5kWh/1000h

Item no. 551252 |



Valeto GU10 5.3W
2700K 385lm EEL=A+
6kWh/1000h

Item no. 420060 |



Variant	Item no.
GU10 QPAR51	
<input type="checkbox"/> white	151511
GU10 QPAR51	
<input checked="" type="checkbox"/> silver-grey/black	151514

SKALUX

A - A++



LED
INSIDE

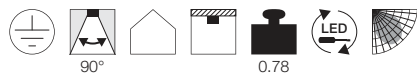
- Premium LED
- Modern, glare-free light cube

Product available in these colours

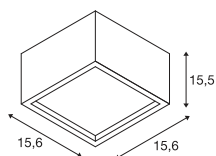


Product details

220-240V ~50/60Hz
 Total consumption: 18.7W
 Material: Aluminium/plastic



Line drawing



Variant	Item no.
1200lm 3000K CRI80	
white	162641
1200lm 3000K CRI80	
silver	162644



ROX QPAR111

E - A++



- Elegant, puristic design

Products available in
these colours and variants



Product details

230V ~50Hz
Material: Aluminium/glass

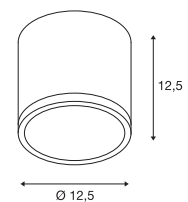


IP 44



0.8

Line drawing



Note

Suitable for inside and outside.

Lamp details

50W max.
optional: LED

Recommended LED lamp

LED GU10 10.5W 30°
2700K 850lm EEL=A+
11kWh/1000h
Item no. 560702 |



Valeto GU10 9.5W
2700-6000K 830lm EEL=A+
10kWh/1000h
Item no. 1000756 |



Variant	Item no.
GU10 QPAR111	
■ brushed aluminium	229756

ENOLA_C

A - A++



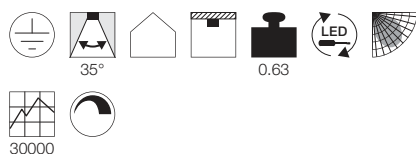
- Dim to Warm
- Light colour changes when dimming

Products available in these colours and variants

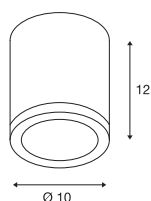


Product details

220-240V ~50/60Hz sec. 350mA
 Total consumption: 15W
 Material: Aluminium/glass
 Dimmable: Triac C



Line drawing




ENOLA_C

A - A++



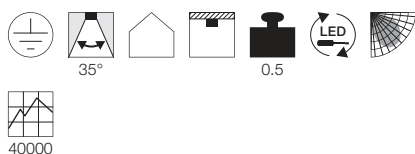
- Premium LED
- Modern technology with a subtle design

Products available in these colours and variants


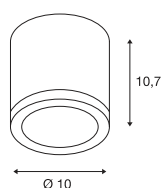


Product details

100-240V ~50/60Hz sec. 500mA
 Total consumption: 12W
 Material: Aluminium



Line drawing



1000631 308



Variant	Item no.
900lm 2000K-3000K CRI90 □ white	1000631

Variant	Item no.
850lm 3000K CRI>80 □ white	152101



BARRO
QPAR51

E - A++



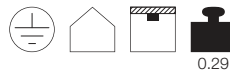
- Accentuated living room lighting

Products available in these colours and variants

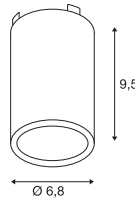


Product details

230V ~50Hz
Material: Aluminium



Line drawing



Lamp details

50W max.
Ø: 5 cm max. L: 5.7 cm max.
optional: LED

Recommended LED lamp

LED GU10 4.3W 40°
2700K 245lm EEL=A+
5kWh/1000h
Item no. 551252 |



Valeto GU10 5.3W
2700K 385lm EEL=A+
6kWh/1000h
Item no. 420060 |



Variant	Item no.
GU10 QPAR51	
■ silver-grey	116202
■ chrome	116204

TIGLA
QPAR51

E - A++



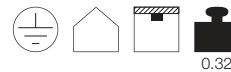
- Straight, modern design

Product available in these colours

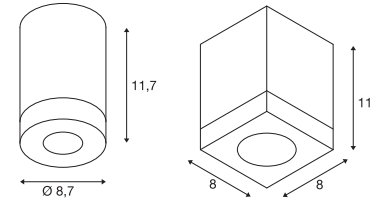


Product details

230V ~50Hz
Material: Aluminium/acrylic glass



Line drawing



Lamp details

50W max.
Ø: 5 cm max. L: 5.7 cm max.
optional: LED

Recommended LED lamp

LED GU10 6.1W 36°
2700K 370lm EEL=A+
7kWh/1000h
Item no. 560532 |



Valeto GU10 5.3W
2700K 385lm EEL=A+
6kWh/1000h
Item no. 420060 |



Variant	Item no.
GU10 QPAR51	
■ brushed aluminium	114730
■ brushed aluminium	114740



113941

311





TRILEDO

A - A++



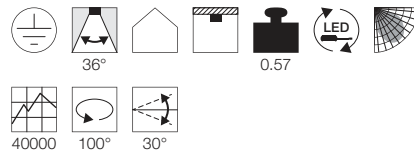
- Conservative, simple design

Product available in these colours

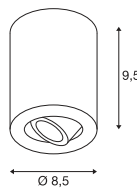


Product details

100-240V ~50/60Hz sec. 350mA
 Total consumption: 8.2W
 Material: Aluminium



Line drawing



TRILEDO

A - A++



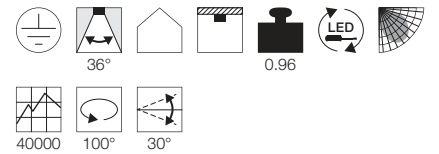
- Conservative, simple design

Product available in these colours

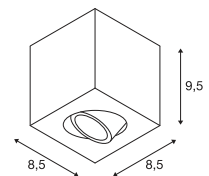


Product details

100-240V ~50/60Hz sec. 350mA
 Total consumption: 8.2W
 Material: Aluminium



Line drawing



Variant	Item no.
625lm 3000K CRI80	
□ white	113931
625lm 3000K CRI80	
▒ brushed aluminium	113936
625lm 3000K CRI80	
■ matt black	113930

Variant	Item no.
625lm 3000K CRI80	
□ white	113941
625lm 3000K CRI80	
▒ brushed aluminium	113946
625lm 3000K CRI80	
■ matt black	113940

PLASTRA
QPAR111

E - A++



- Individualised artwork
- Extremely soft design

Products available in these colours and variants

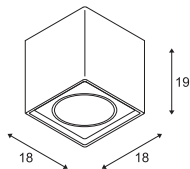


Product details

230V ~50Hz
Material: Plaster/steel



Line drawing



Lamp details

17.5W max.

Recommended LED lamp

LED GU10 15.5W 30°
2700K 680lm EEL=A
6kWh/1000h
Item no. 570672 |



Valeto GU10 9.5W
2700-6000K 830lm EEL=A+
10kWh/1000h
Item no. 1000756 |



Variant	Item no.
GU10 LED <input type="checkbox"/> white	148081

PLASTRA
QPAR111

E - A++



- Individualised artwork
- Extremely soft design

Products available in these colours and variants

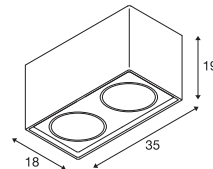


Product details

230V ~50Hz
Material: Plaster/steel



Line drawing



Lamp details

2x 17.5W max.

Recommended LED lamp

LED GU10 15.5W 30°
2700K 680lm EEL=A
6kWh/1000h
Item no. 570672 |



Valeto GU10 9.5W
2700-6000K 830lm EEL=A+
10kWh/1000h
Item no. 1000756 |



Variant	Item no.
GU10 LED <input type="checkbox"/> white	148082





148081 312

PLASTRA QPAR51

E - A++



- Individualised artwork
- Extremely soft design

Products available in
these colours and variants



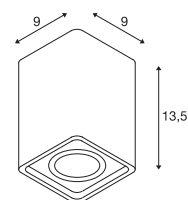
Product details

230V ~50Hz
Material: Plaster/steel



1

Line drawing



148004 313

Lamp details

35W max.
optional: LED

Recommended LED lamp

LED GU10 4.3W 40°
3000K 245lm EEL=A+
5kWh/1000h
Item no. 551253 |




Valeto GU10 5.3W
2700K 385lm EEL=A+
6kWh/1000h
Item no. 420060 |



Variant	Item no.
GU10 QPAR51	
□ white	148004

148052 315





PLASTRA BOX

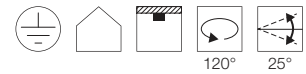
- Individualised artwork
- Extremely soft design

Products available in these colours and variants



Product details

230V ~50Hz
Material: Plaster/steel



Recommended LED lamp

LED GU10 4.3W 40°
3000K 245lm EEL=A+
5kWh/1000h
Item no. 551253 |



Valeto GU10 5.3W
2700K 385lm EEL=A+
6kWh/1000h
Item no. 420060 |

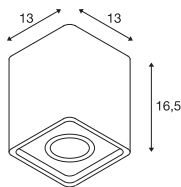


PLASTRA BOX QPAR51

E - A++



Line drawing



Lamp details

35W max.
optional: LED

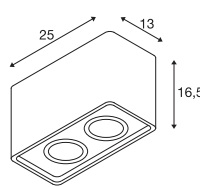
Variant	Item no.
GU10 LED 1.75 kg □ white	148051

PLASTRA BOX QPAR51

E - A++



Line drawing



Lamp details

2x 35W max.
optional: LED

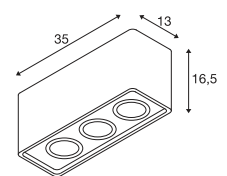
Variant	Item no.
GU10 LED 3.1 kg □ white	148052

PLASTRA BOX QPAR51

E - A++



Line drawing



Lamp details

3x 35W max.
optional: LED

Variant	Item no.
GU10 LED 4.1 kg □ white	148053

SUN
E27

E - A++



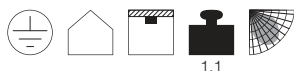
- Hand blown glass shade
- Each fitting is unique
- Timeless eyecatcher in the room

Products available in these colours and variants

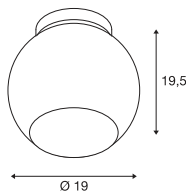


Product details

230V ~50Hz
Material: Aluminium/glass



Line drawing



Lamp details

75W max.
Ø: 7 cm max. L: 12 cm max.
optional: LED TC(...)SE QA60

Recommended LED lamp

LED E27 8.5W
2700K 806lm EEL=A+
10kWh/1000h
Item no. 560161 |



Valeto E27 9.4W
2700K 850lm EEL=A+
10kWh/1000h
Item no. 420050 |



Variant	Item no.
E27 A60 aluminium/white	134221

BIG SUN
E27

E - A++



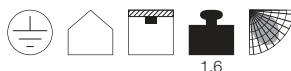
- Hand blown glass shade
- Each fitting is unique
- Timeless eyecatcher in the room

Products available in these colours and variants

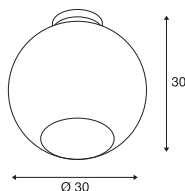


Product details

230V ~50Hz
Material: Aluminium/glass



Line drawing



Lamp details

75W max.
Ø: 7 cm max. L: 17.5 cm max.
optional: LED TC(...)SE QA60

Recommended LED lamp

LED E27 8.5W
2700K 806lm EEL=A+
10kWh/1000h
Item no. 560161 |



Valeto E27 9.6W
2700K-6500K 900lm EEL=A+
10kWh/1000h
Item no. 420051 |



Variant	Item no.
E27 A60 white	134301



134301

316



146942 317



150654 317

MALANG E27

E - A++



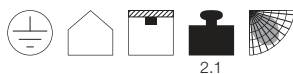
- For a wide range of furnishing styles

Product available in this colour



Product details

230V ~50Hz
Material: Steel/glass



2.1

RETO

A - A++



- Premium LED
- Elegant design for modern rooms
- Trend colour

Products available in these colours and variants



1007

Product details

220-240V ~50/60Hz sec. 365mA
Total consumption: 12W
Material: Aluminium/frosted glass
Dimmable: Triac C, Triac L

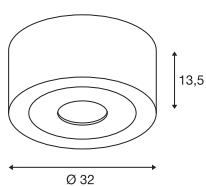


1.05

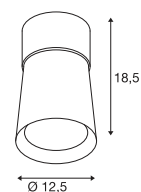
30000



Line drawing



Line drawing



Lamp details

2x 60W max.
Ø: 5.5 cm max. L: 13.5 cm max.
optional: LED TC(...)SE QA60

Recommended LED lamp

LED E27 8.5W
2700K 806lm EEL=A+
10kWh/1000h
Item no. 560161 |



Variant	Item no.
E27 A60 white/chrome	146942

Variant	Item no.
620lm 2700K CRI90 Grey/white	150654



1000865 319



1000856 319





MEDO 30

A - A++

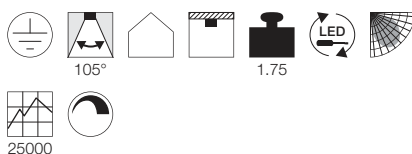


Products available in these colours and variants

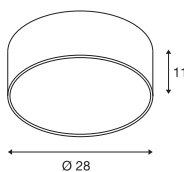


Product details

120-240V~50-60Hz sec. 350mA
 Total consumption: 15W
 Material: Aluminium/steel/frosted acrylic glass
 Dimmable: 1-10V



Line drawing



MEDO 40

A - A++

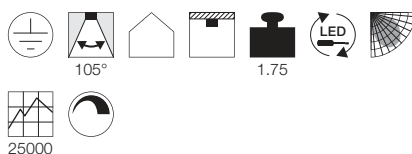


Products available in these colours and variants

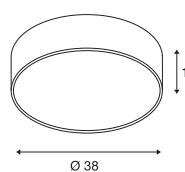


Product details

120-240V~50-60Hz sec. 700mA
 Total consumption: 29W
 Material: Aluminium/steel/frosted acrylic glass
 Dimmable: 1-10V



Line drawing



Recommended accessories Item no.

■ Suspension set 1.5 m	135250
□ Suspension set 1.5 m	135251
■ Suspension set 1.5 m	135254

Variant	Item no.
1000lm 3000K CRI>80	
■ black	1000855
1000lm 3000K CRI>80	
□ white	1000856
1000lm 3000K CRI>80	
■ silver-grey	1000857

Recommended accessories Item no.

■ Suspension set 1.5 m	135250
□ Suspension set 1.5 m	135251
■ Suspension set 1.5 m	135254

Variant	Item no.
2000lm 3000K CRI>80	
■ black	1000864
2000lm 3000K CRI>80	
□ white	1000865
2000lm 3000K CRI>80	
■ silver-grey	1000866

MEDO PRO 40
T16-R



- Extremely stable frame
- Fashionable and subtle design

Product available in these colours

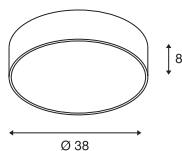


Product details

220-240V 0/~50-60Hz
Total consumption: 42W
Material: Aluminium/acrylic glass



Line drawing



Note

Pendant set excl. longer suspension set on request.

Recommended accessories Item no.

- Suspension set 1,5 m **133811**
- Suspension set 1,5 m **133814**

Lamp details

40W

Recommended lamp

2GX13 40W
3000K 3300lm EEL=A
48kWh/1000h
Item no. 548240 |



Variant	Item no.
2GX13 T16-R	
<input type="checkbox"/> white	133791
2GX13 T16-R	
<input type="checkbox"/> silver-grey	133794



133791 320



MEDO 60

A - A++



NEW

LED
INSIDE

Products available in
these colours and variants



Product details

100-240V ~50/60Hz sec. 1000mA

Total consumption: 39W

Material: Aluminium/steel/frosted acrylic glass

Dimmable: 1-10V



105°



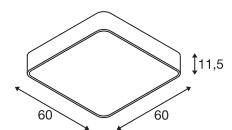
5,8



25000



Line drawing



Variant	Item no.
3300lm 3000K CRI>80	
■ black	1000725
3300lm 3000K CRI>80	
□ white	1000726
3300lm 3000K CRI>80	
■ silver	1000727



135121 323

MEDO 30

A - A++

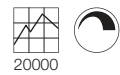
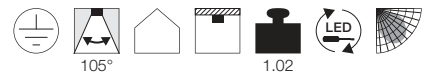
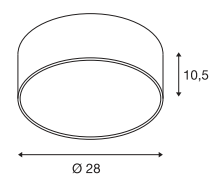


- Extremely stable frame
- Timeless shape

Products available in these colours and variants

Product details

220-240V ~50/60Hz sec. 350mA
 Total consumption: 16W
 Material: Aluminium/steel/PMMA
 Dimmable: Triac C, Triac L


Line drawing

Note

Pendant set excl. longer suspension set on request.

Recommended accessories Item no.

■ Suspension set 1.5 m	133810
□ Suspension set 1.5 m	133811
■ Suspension set 1.5 m	133814
■ Suspension set 1.5 m	133816

Variant Item no.

1200lm 3000K CRI>80	
■ black	135020
1200lm 3000K CRI>80	
□ white	135021
1200lm 3000K CRI>80	
■ silver-grey	135024
1200lm 3000K CRI>80	
■ wine red	135026

MEDO 40

A - A++



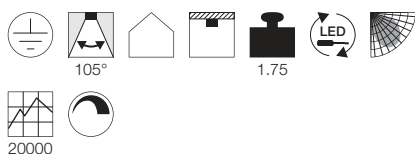
- Extremely stable frame
- Timeless shape

Products available in these colours and variants

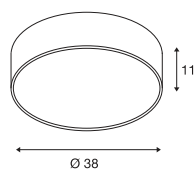


Product details

220-240V ~50/60Hz sec. 700mA
 Total consumption: 31W
 Material: Aluminium/steel/acrylic glass
 Dimmable: Triac C, Triac L



Line drawing



Note

Pendant set excl. longer suspension set on request.

Recommended accessories Item no.

■ Suspension set 1.5 m	133810
□ Suspension set 1.5 m	133811
■ Suspension set 1.5 m	133814
■ Suspension set 1.5 m	133816

Variant	Item no.
2125lm 3000K CRI80 ■ black	135070
2125lm 3000K CRI80 □ white	135071
2125lm 3000K CRI80 ■ silver-grey	135074
2125lm 3000K CRI80 ■ wine red	135076


MEDO 60

A - A++



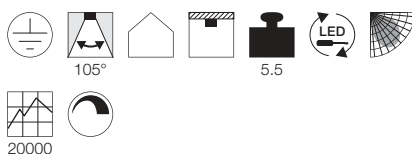
- Extremely stable frame
- Timeless shape

Products available in these colours and variants

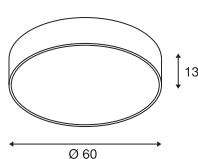


Product details

100-240V ~50/60Hz sec. 1000mA
 Total consumption: 40W
 Material: Aluminium/steel/acrylic glass
 Dimmable: 1-10V



Line drawing



Note

Pendant set excl. longer suspension set on request.

Recommended accessories Item no.

■ Suspension set 1.5 m	135250
□ Suspension set 1.5 m	135251
■ Suspension set 1.5 m	135254
■ Suspension set 1.5 m	135256
1-10V dimmer for connecting to controllers with 1-10V control voltage.	470505

Variant	Item no.
3500lm 3000K CRI80 ■ black	135120
3500lm 3000K CRI80 □ white	135121
11000lm 3000K CRI80 ■ silver-grey	135124
3500lm 3000K CRI80 ■ wine red	135126

MEDO 90

A - A++



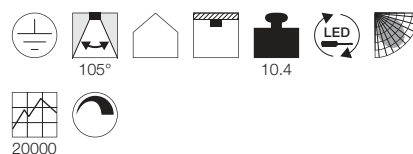
- Puristic design – extra-large version
- Extremely stable frame

Products available in these colours and variants

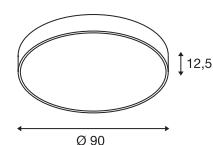


Product details

220-240V ~50/60Hz sec. 2900mA
 Total consumption: 119W
 Material: Aluminium/steel/PMMA
 Dimmable: 1-10V



Line drawing



Note

Pendant set excl. longer suspension set on request.

Recommended accessories Item no.

■ Suspension set 1.5 m	135250
□ Suspension set 1.5 m	135251
■ Suspension set 1.5 m	135254
■ Suspension set 1.5 m	135256

Variant	Item no.
11000lm 3000K CRI>80 ■ black	135170
11000lm 3000K CRI>80 □ white	135171
11000lm 3000K CRI>80 ■ silver-grey	135174
11000lm 3000K CRI>80 ■ wine red	135176

133821 325

MEDO 60 SQUARE T16

A



- Extremely stable frame
- High output lamp
- Modern look

Product available in these colours



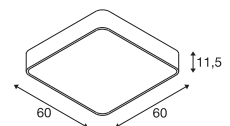
Product details

230V ~50Hz
Total consumption: 104W
Material: Aluminium/acrylic glass



5.3

Line drawing



Note

Pendant set excl. longer suspension set on request.

Recommended accessories Item no.

<input type="checkbox"/> Suspension set	133831
<input checked="" type="checkbox"/> Suspension set	133814

Lamp details

4x 24W

Recommended lamp

G5 24W
4000K 1750lm EEL=A
26kWh/1000h
Item no. 548124 |



Variant	Item no.
G5 T16	
<input type="checkbox"/> white	133821
G5 T16	
<input checked="" type="checkbox"/> silver	133824

MEDO

A - A++



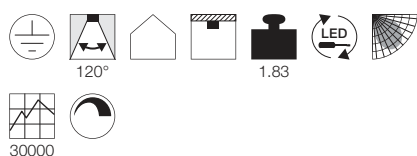
- Premium LED
- Subtle, adaptable design
- High-quality finish

Products available in these colours and variants

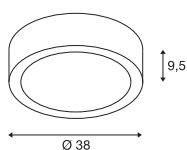


Product details

120-240V~50-60Hz sec. 500mA
 Total consumption: 22W
 Material: Aluminium/steel/acrylic glass
 Dimmable: 1-10V



Line drawing



Recommended accessories Item no.

1-10V dimmer for connecting to controllers with 1-10V control voltage. **470505**


Variant	Item no.
1300lm 3000K CRI80	
■ brushed aluminium	149276



133801 327



MEDO PRO 60
TC-LEL/T16



- Extremely stable frame
- Fashionable and subtle design

Product available in these colours

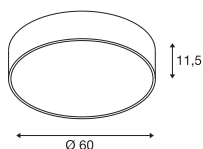


Product details

230V ~50Hz
Total consumption: 105W
Material: Aluminium/acrylic glass



Line drawing



Note

Pendant set excl. longer suspension set on request.

Recommended accessories Item no.

- Suspension set 133831
- Suspension set 133814

Lamp details

2x G5 24W and 2x 2G11 24W

Recommended lamp

G5 24W
4000K 1750lm EEI=A
26kWh/1000h
Item no. 548124 |



LED 2G11 24W
4000K 1800lm EEI=A
26kWh/1000h
Item no. 508441 |



Variant	Item no.
G5 T16	
2G11 TC-LEL	
<input type="checkbox"/> white	133801
G5 T16	
2G11 TC-LEL	
<input checked="" type="checkbox"/> silver-grey	133804

MEDO PRO 90
T16



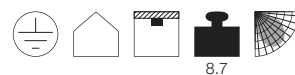
- Fashionable and subtle design

Product available in these colours

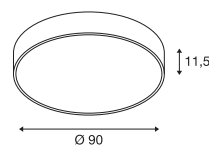


Product details

220-240V ~50/60Hz
Total consumption: 183W
Material: Aluminium/acrylic glass



Line drawing



Note

Pendant set excl. longer suspension set on request.

Recommended accessories Item no.

- Suspension set 133831
- Suspension set 133814

Lamp details

2x G5 39W and 4x G5 24W

Recommended lamp

G5 24W
4000K 1750lm EEI=A
26kWh/1000h
Item no. 548124 |



LED G5 39W
4000K 3200lm EEI=A+
44kWh/1000h
Item no. 548139 |



Variant	Item no.
G5 T16	
<input type="checkbox"/> white	133861
G5 T16	
<input checked="" type="checkbox"/> silver	133864

RASTO

A - A++



- Space-saving basic lighting

Products available in these colours and variants

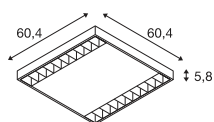


Product details

220-240V~50/60Hz sec. 600mA
Total consumption: 38W
Material: Steel/aluminium



Line drawing



RASTO

A - A++



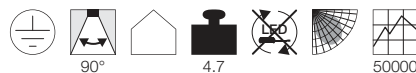
- Space-saving basic lighting

Products available in these colours and variants


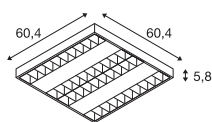


Product details

220-240V ~50/60Hz sec. 700mA
Total consumption: 36W
Material: Steel/aluminium



Line drawing



158931 328

Variant	Item no.
4000lm 4000K CRI>80 <input type="checkbox"/> white	158921

Variant	Item no.
4000lm 4000K CRI>80 <input type="checkbox"/> white	158931



158951 329



RASTO

A - A++



NEW

LED INSIDE

- Clear, space-saving lighting
- UGR<19

Products available in these colours and variants

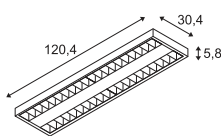


Product details

220-240V~50/60Hz sec. 775mA
 Total consumption: 36W
 Material: Steel/aluminium



Line drawing



Note

Optional suspension set available as accessory

Recommended accessories Item no.

Suspension set 158969

Variant Item no.

3900lm | 3000K | CRI>80
 white 158941

RASTO

A - A++



NEW

LED INSIDE

- Clear, space-saving lighting

Products available in these colours and variants

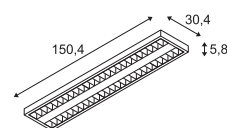


Product details

220-240V~50/60Hz sec. 775mA
 Total consumption: 60W
 Material: Steel/aluminium



Line drawing



Note

Optional suspension set available as accessory

Recommended accessories Item no.

Suspension set 158969

Variant Item no.

6400lm | 3000K | CRI>80
 white 158951

RASTO

A - A++



- Clear, space-saving lighting
- UGR <19
- Suitable for BAP

Products available in these colours and variants

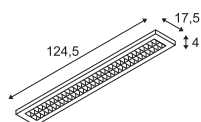


Product details

220-240V ~50/60Hz sec. 300mA
Total consumption: 36W
Material: Steel/aluminium



Line drawing



Note

Optional suspension set available as accessory

Recommended accessories Item no.

Suspension set **158969**

Variant Item no.

4100lm | 3000K | CRI>80
 white **158961**

RASTO

A - A++



- Clear, space-saving lighting
- Suitable for BAP

Products available in these colours and variants

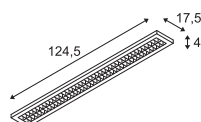


Product details

220-240V ~50/60Hz sec. 300mA
Total consumption: 44W
Material: Steel/aluminium



Line drawing



Note

Optional suspension set available as accessory

Recommended accessories Item no.

Suspension set **158969**

Variant Item no.

4100lm | 3000K | CRI>80
 white **158971**





118131 331

SUPROS

A - A++



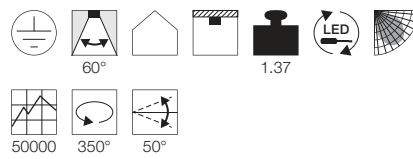
- Premium LED
- Replaceable reflectors
- For professional use
- Professional light solution

Products available in these colours and variants

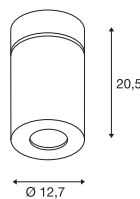


Product details

220-240V ~50/60Hz sec. 750mA
 Total consumption: 35W
 Material: Aluminium/glass



Line drawing



SUPROS

A - A++



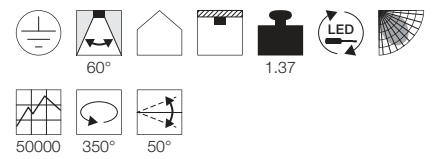
- Premium LED
- Replaceable reflectors
- For professional use
- Professional light solution

Products available in these colours and variants

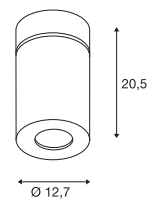


Product details

220-240V ~50/60Hz sec. 950mA
 Total consumption: 38W
 Material: Aluminium/glass



Line drawing



Recommended accessories Item no.

Reflector 20°	114102
Reflector 40°	114104

Variant	Item no.
2100lm 4000K CRI>80	
■ black	114180
□ white	114181
2100lm 3000K CRI>80	
■ black	114130
□ white	114131

Recommended accessories Item no.

Reflector 20°	114102
Reflector 40°	114104

Variant	Item no.
3150lm 3000K CRI>80	
■ black	118130
□ white	118131
3150lm 4000K CRI>80	
■ black	118180
□ white	118181



158804 333



LED PANEL

A - A++




- Modern, reduced design
- Pleasant homogeneous, glare-free light
- Ultra-flat design

Products available in these colours and variants

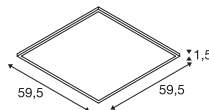


Product details

100-240V ~50/60Hz sec. 1340mA
 Total consumption: 40W
 Material: Aluminium/acrylic glass
 Installation dimensions: W: 60 cm L: 60 cm
 Dimmable: 1-10V



Line drawing



Note

Turn LED recessed ceiling lights into a pendant lamp using the suspension set

Recommended accessories Item no.

1-10V Dimmer	470505
Suspension set	158799
<input type="checkbox"/> Ceiling plate	158791
<input type="checkbox"/> installation frame	158762

Variant	Item no.
3250lm 2700K CRI>80	
<input type="checkbox"/> matt white	158602
3250lm 3000K CRI>80	
<input type="checkbox"/> matt white	158603
3250lm 4000K CRI>80	
<input type="checkbox"/> matt white	158604

LED PANEL

A - A++



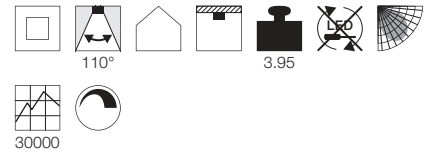
- Modern, reduced design
- Pleasant homogeneous, glare-free light
- Particularly suitable for grid ceilings

Products available in these colours and variants

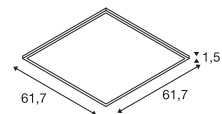


Product details

100-240V ~50/60Hz sec. 1340mA
 Total consumption: 40W
 Material: Aluminium/acrylic glass
 Installation dimensions: W: 62.5 cm L: 62.5 cm
 Dimmable: 1-10V



Line drawing



Note

Turn LED recessed ceiling lights into a pendant lamp using the suspension set

Recommended accessories Item no.


1-10V Dimmer	470505
Suspension set	158799
<input type="checkbox"/> Ceiling plate	158791
<input type="checkbox"/> installation frame	158772

Variant	Item no.
3250lm 2700K CRI80	
<input type="checkbox"/> matt white	158612
3250lm 3000K CRI80	
<input type="checkbox"/> matt white	158613
3250lm 4000K CRI80	
<input type="checkbox"/> matt white	158614

FOR THAT RADIANT LOOK.

COMBINATION OF WALL AND CEILING LIGHTS.

Whereas ceiling lights call the tune with regard to general lighting, wall luminaires create individual impressions. A combination of the two is therefore ideal for an integrated light solution – providing many varying options; there are no limits to your creativity.





156501 343

1000632 338





WALL AND CEILING LIGHTS

 0338	 0339	 0339	 0340	 0341	 0341	 0342	 0342
 0343	 0343	 0344	 0345	 0345	 0345	 0347	 0347
 0347	 0347	 0349	 0349	 0349	 0351	 0351	 0351
 0352	 0352	 0353	 0353	 0354	 0354	 0355	 0356
 0356	 0357	 0359	 0359	 0359	 0360	 0360	 0360
 0361	 0362	 0362	 0363	 0363	 0365	 0365	 0367
 0367	 0367	 0369	 0369	 0369	 0370	 0370	 0371
 0371	 0371	 0372	 0372	 0373	 0373	 0374	 0374
 0375	 0376	 0378	 0378	 0379	 0379	 0381	 0381
 0381	 0383	 0383	 0383	 0384	 0384	 0385	 0386
 0387	 0387	 0388	 0389	 0389			

AIR INDI 22/33

A - A++



NEW

DIM TO WARM

LED INSIDE

- Indirect lighting
- Dim to Warm
- Light colour changes when dimming

Products available in these colours and variants



Product details

220-240V ~50/60Hz sec. 250mA/350mA

Material: Steel/aluminium

Dimmable: Triac C



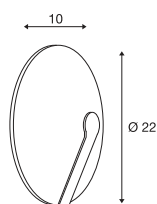
1.982



30000



Line drawing



Variant	Item no.
580lm 12W 2000K-3000K CRI>90 Ø: 22 cm H: 10 cm <input type="checkbox"/> white	1000632
840lm 15W 2000K-3000K CRI>90 Ø: 33 cm H: 12.5 cm <input type="checkbox"/> white	1000633





AIR INDI 22

A - A++



LED
INSIDE

- Unusual design
- Indirect lighting
- Premium LED

Products available in these colours and variants

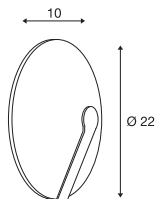


Product details

100-240V ~50/60Hz sec. 480mA
Total consumption: 12W
Material: Steel/aluminium



Line drawing



AIR INDI 33

A - A++



LED
INSIDE

- Unusual design
- Indirect lighting
- Premium LED

Products available in these colours and variants

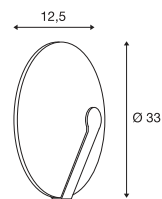


Product details

220-240V ~50/60Hz sec. 500mA
Total consumption: 22W
Material: Steel/aluminium



Line drawing



Variant	Item no.
750lm 3000K CRI>80 <input type="checkbox"/> white	133921

Variant	Item no.
1300lm 3000K CRI>80 <input type="checkbox"/> white	133931

N-TIC SPOT
QPAR51

E - A++



NEW

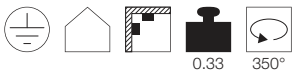


Product available in these colours



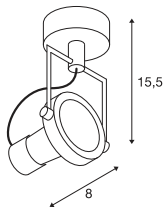
Product details

230V ~50Hz
Material: Steel



0.33 350°

Line drawing



Lamp details

50W max.
Ø: 5 cm max. L: 5.7 cm max.
optional: LED

Recommended LED lamp

LED GU10 4.3W 40°
3000K 245lm EEL=A+
5kWh/1000h
Item no. 551253 |



Valeto GU10 5.3W
2700K-6500K 385lm EEL=A+
6kWh/1000h
Item no. 420061 |



Variant	Item no.
GU10 QPAR51	
■ matt black	1000705
GU10 QPAR51	
□ matt white	1000706



1000706 340



132020 341



132021 341



147556 341

SPOT 79
QPAR51

E - A++



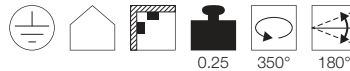
- Functional, simple design

Product available in these colours

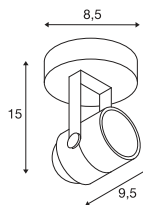


Product details

230V ~50Hz
Material: Aluminium



Line drawing



Lamp details

50W max.
Ø: 5 cm max. L: 5.7 cm max.
optional: LED

Recommended LED lamp

LED GU10 4.3W 40°
3000K 245lm EEL=A+
5kWh/1000h
Item no. 551253 |

Valeto GU10 5.3W
2700K 385lm EEL=A+
6kWh/1000h
Item no. 420060 |



Variant	Item no.
GU10 QPAR51	
■ black	132020
GU10 QPAR51	
□ white	132021
GU10 QPAR51	
■ silver-grey	132024

INDA
QPAR51

E - A++



- Functional, simple design

Product available in these colours

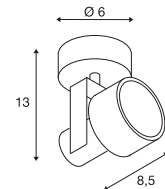


Product details

230V ~50Hz
Material: Aluminium



Line drawing



Lamp details

50W max.
Ø: 5 cm max. L: 5.7 cm max.
optional: LED

Recommended LED lamp

LED GU10 4.3W 40°
3000K 245lm EEL=A+
5kWh/1000h
Item no. 551253 |

Valeto GU10 5.3W
2700K-6500K 385lm EEL=A+
6kWh/1000h
Item no. 420061 |



Variant	Item no.
GU10 QPAR51	
■ matt black	147550
GU10 QPAR51	
□ matt white	147551
GU10 QPAR51	
■ wine red	147556
GU10 QPAR51	
■ brushed aluminium	147559

BARRO 80
QPAR51

E - A++



• Modern accent lighting

Products available in these colours and variants



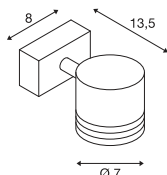
Product details

230V ~50Hz
Material: Aluminium



0.4 340° 90°

Line drawing



Lamp details

50W max.
Ø: 5 cm max. L: 5.7 cm max.
optional: LED

Recommended LED lamp

LED GU10 3.5W 40°
2700K 265lm EEL=A++
4kWh/1000h
Item no. 560122 |



Valeto GU10 5.3W
2700K-6500K 385lm EEL=A+
6kWh/1000h
Item no. 420061 |



Variant	Item no.
GU10 QPAR51 ■ silver-grey	151912

BARRO 150
QPAR51

E - A++



• Modern accent lighting

Products available in these colours and variants



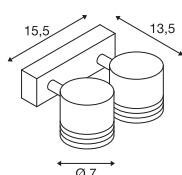
Product details

230V ~50Hz
Material: Aluminium



0.65 340° 90°

Line drawing



Lamp details

2x 50W max.
Ø: 5 cm max. L: 5.7 cm max.
optional: LED

Recommended LED lamp

LED GU10 3.5W 40°
2700K 265lm EEL=A++
4kWh/1000h
Item no. 560122 |



Valeto GU10 5.3W
2700K-6500K 385lm EEL=A+
6kWh/1000h
Item no. 420061 |



Variant	Item no.
GU10 QPAR51 ■ silver-grey	151922



151912 342



156501 343



151922 342

HELIA

A - A++



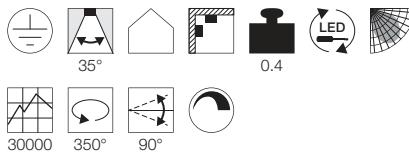
- Functional lamp for many different uses
- Premium LED

Products available in these colours and variants

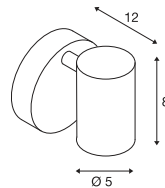


Product details

220-240V ~50/60Hz sec. 500mA
 Total consumption: 11W
 Material: Aluminium
 Dimmable: Triac C, Triac L



Line drawing



HELIA

A - A++



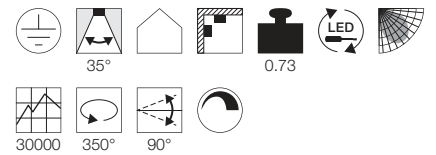
- Functional lamp for many different uses
- Premium LED

Products available in these colours and variants

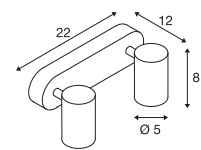


Product details

220-240V ~50/60Hz sec. 500mA
 Total consumption: 18W
 Material: Aluminium
 Dimmable: Triac C, Triac L



Line drawing



Variant	Item no.
620lm 3000K CRI>90 ■ black	156500
620lm 3000K CRI>90 □ white	156501

Variant	Item no.
1200lm 3000K CRI>90 ■ black	156510
1200lm 3000K CRI>90 □ white	156511

ASTO TUBE
QPAR51

E - A++

147414 344



- Simple design for accentuated lighting
- Use of long LED lamps possible

Products available in these colours and variants

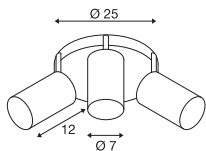


Product details

230V ~50Hz
Material: Aluminium



Line drawing



Lamp details

3x 50W max.
Ø: 6.4 cm max. L: 8.1 cm max.
optional: LED

Recommended LED lamp

LED GU10 3.5W 40°
2700K 265lm EEL=A++
4kWh/1000h
Item no. 560122 |



Valeto GU10 5.3W
2700K 385lm EEL=A+
6kWh/1000h
Item no. 420060 |



Variant	Item no.
GU10 QPAR51	
□ white	147414
GU10 QPAR51	
■ brushed aluminium	147424





ASTO TUBE QPAR51

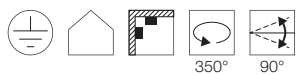
- Simple design for accentuated lighting
- Use of long LED lamps possible

Products available in these colours and variants



Product details

230V ~50Hz
Material: Aluminium



Recommended accessories Item no.

Lamp pliers **470640**

Recommended lamp

LED GU10 4.3W 40°
3000K 375lm EEL=A++
5kWh/1000h
Item no. 560143 |



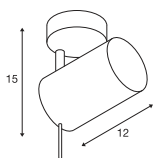
Valeto GU10 5.3W
2700K-6500K 385lm EEL=A+
6kWh/1000h
Item no. 420061 |



ASTO TUBE



Line drawing



Lamp details

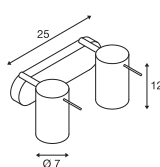
75W max.
Ø: 6.4 cm max. L: 8.1 cm max.
optional: LED

Variant	Item no.
GU10 QPAR51 0.34 kg <input type="checkbox"/> white	147411

ASTO TUBE



Line drawing



Lamp details

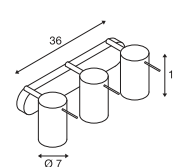
2x 75W max.
Ø: 6.4 cm max. L: 8.1 cm max.
optional: LED

Variant	Item no.
GU10 QPAR51 0.75 kg <input type="checkbox"/> white	147412

ASTO TUBE



Line drawing



Lamp details

3x 75W max.
Ø: 6.4 cm max. L: 8.1 cm max.
optional: LED

Variant	Item no.
GU10 QPAR51 1.15 kg <input type="checkbox"/> white	147413

147443 347





ASTO
QPAR51

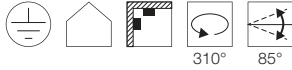
- Wide range of usage options

Product available in these colours



Product details

230V ~50Hz
Material: Aluminium



Note

Deco ring incl.

Recommended LED lamp

LED GU10 4.3W 40°
2700K 245lm EEL=A+
5kWh/1000h
Item no. 551252 |



Valeto GU10 5.3W
2700-6500K 385lm EEL=A+
6kWh/1000h
Item no. 420061 |

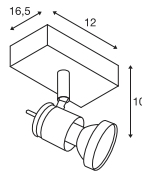


ASTO

E - A++



Line drawing



Lamp details

75W max.
optional: LED

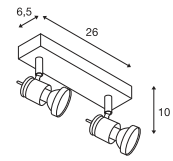
Variant	Item no.
GU10 QPAR51 0.25 kg ■ brushed aluminium	147441

ASTO

E - A++



Line drawing



Lamp details

2x 75W max.
optional: LED

Variant	Item no.
GU10 QPAR51 0.35 kg ■ brushed aluminium	147442

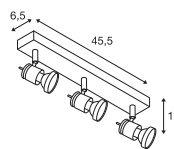


ASTO

E - A++



Line drawing



Lamp details

3x 75W max.
optional: LED

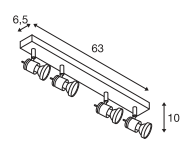
Variant	Item no.
GU10 QPAR51 0.55 kg ■ brushed aluminium	147443

ASTO

E - A++



Line drawing



Lamp details

4x 75W max.
optional: LED

Variant	Item no.
GU10 QPAR51 0.8 kg ■ brushed aluminium	147444

147380

349





PURI QPAR51

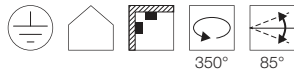
- Adaptable design

Products available in these colours and variants



Product details

230V ~50Hz
Material: Aluminium/steel



Recommended lamp

LED GU10 4.3W 40°
2700K 245lm EEL=A+
5kWh/1000h
Item no. 551252 |



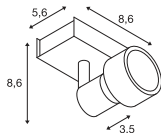
Valeto GU10 5.3W
2700K-6500K 385lm EEL=A+
6kWh/1000h
Item no. 420061 |



PURI 1



Line drawing



Lamp details

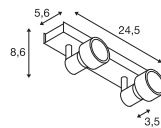
50W max.
optional: LED

Variant	Item no.
GU10 QPAR51 0.27 kg	
■ matt black	147360
GU10 QPAR51 0.27 kg	
□ matt white	147361
GU10 QPAR51 0.27 kg	
■ silver	147364

PURI 2



Line drawing



Lamp details

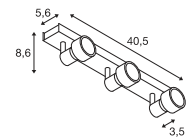
2x 50W max.
optional: LED

Variant	Item no.
GU10 QPAR51 0.62 kg	
■ matt black	147370
GU10 QPAR51 0.62 kg	
□ matt white	147371
GU10 QPAR51 0.62 kg	
■ silver	147374

PURI 3



Line drawing



Lamp details

3x 50W max.
optional: LED

Variant	Item no.
GU10 QPAR51 0.98 kg	
■ matt black	147380
GU10 QPAR51 0.98 kg	
□ matt white	147381
GU10 QPAR51 0.98 kg	
■ silver	147384



147370 350



LUSTROGRAD
ОПТОВЫЕ ПРОДАЖИ СВЕТИЛЬНИКОВ



ALTRA DICE

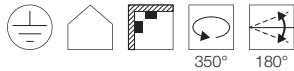
- Simple and modern accent lighting

Products available in these colours and variants



Product details

230V ~50Hz
Material: Aluminium/steel



Recommended lamp

LED GU10 4.3W 40°
2700K 245lm EEL=A+
5kWh/1000h
Item no. 551252 |



Valeto GU10 5.3W
2700K-6500K 385lm EEL=A+
6kWh/1000h
Item no. 420061 |

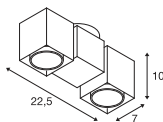


ALTRA DICE QPAR51

E - A++



Line drawing



Lamp details

2x 50W max.
optional: LED

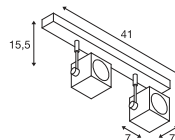
Variant	Item no.
GU10 QPAR51 0.78 kg	
□ white	151531
GU10 QPAR51 0.78 kg	
■ silver-grey/black	151534

ALTRA DICE QPAR51

E - A++



Line drawing



Lamp details

2x 50W max.
optional: LED

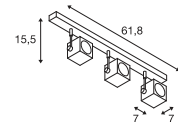
Variant	Item no.
GU10 QPAR51 1.0 kg	
□ white	151171
GU10 QPAR51 1.0 kg	
■ silver-grey/black	151174

ALTRA DICE QPAR51

E - A++



Line drawing



Lamp details

3x 50W max.
optional: LED

Variant	Item no.
GU10 QPAR51 1.44 kg	
□ white	151181
GU10 QPAR51 1.44 kg	
■ silver-grey/black	151184

ENOLA_B
QPAR51

E - A++



• Timeless design for wide range of furnishing styles

Products available in these colours and variants

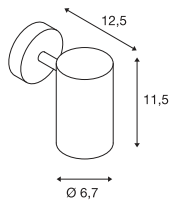


Product details

230V ~50Hz
Material: Aluminium/steel



Line drawing



Note

Deco ring in same colour as luminaire, including optional black deco ring available as accessory.

Recommended accessories Item no.

■ Deco ring 151840

Lamp details

50W max.
Ø: 5 cm max. L: 6.7 cm max.
optional: LED

Recommended LED lamp

LED GU10 4.3W 40°
2700K 245lm EEL=A+
5kWh/1000h
Item no. 551252 |



Variant	Item no.
GU10 QPAR51	
■ black	152010
GU10 QPAR51	
□ white	152011
GU10 QPAR51	
■ brass	152013
GU10 QPAR51	
■ silver-grey/black	152014


ENOLA_B
QPAR51

E - A++



• Timeless design for wide range of furnishing styles

Products available in these colours and variants

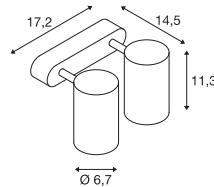


Product details

230V ~50Hz
Material: Aluminium/steel



Line drawing



Note

Deco ring in same colour as luminaire, including optional black deco ring available as accessory.

Recommended accessories Item no.

■ Deco ring 151840

Lamp details


2x 50W max.
Ø: 5 cm max. L: 6.7 cm max.
optional: LED

Recommended LED lamp

LED GU10 4.3W 40°
2700K 245lm EEL=A+
5kWh/1000h
Item no. 551252 |




Variant	Item no.
GU10 QPAR51	
■ black	152020
GU10 QPAR51	
□ white	152021
GU10 QPAR51	
■ brass	152023
GU10 QPAR51	
■ silver-grey/black	152024



152013

352





151821 353



ENOLA_B
QPAR51

E - A++



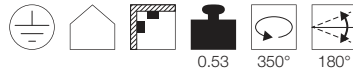
- Modern, adaptable design

Products available in these colours and variants



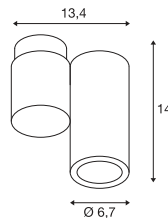
Product details

230V ~50Hz
Material: Aluminium/steel



0.53 350° 180°

Line drawing



Note

Deco ring in same colour as luminaire, including optional black deco ring available as accessory.

Recommended accessories Item no.

■ Deco ring 151840

Lamp details

50W max.
Ø: 5 cm max. L: 8 cm max.
optional: LED

Recommended LED lamp

LED GU10 4.3W 40°
2700K 245lm EEL=A+
5kWh/1000h
Item no. 551252 |



Variant	Item no.
GU10 QPAR51	
■ black	151820
□ white	151821
■ brass	151823
■ silver-grey/black	151824

ENOLA_B
QPAR51

E - A++



- Modern, adaptable design

Products available in these colours and variants



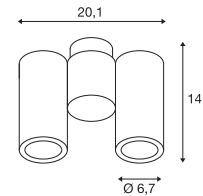
Product details

230V ~50Hz
Material: Aluminium



0.83 350° 180°

Line drawing



Note

Deco ring in same colour as luminaire, including optional black deco ring available as accessory.

Recommended accessories Item no.

■ Deco ring 151840

Lamp details

2x 50W max.
Ø: 5 cm max. L: 8 cm max.
optional: LED

Recommended LED lamp

LED GU10 4.3W 40°
2700K 245lm EEL=A+
5kWh/1000h
Item no. 551252 |



Variant	Item no.
GU10 QPAR51	
■ black	151830
□ white	151831
■ brass	151833
■ silver-grey/black	151834

LIGHT EYE 90
QPAR51

E - A++



• Modern accent lighting

Products available in these colours and variants

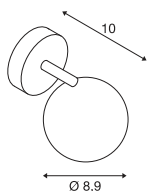


Product details

230V ~50Hz
Material: Steel



Line drawing



Recommended accessories Item no.

Deco ring Ø 5.7	151040
Deco ring Ø 5.7	151041
Deco ring Ø 5.7	151049

Lamp details

50W max.
optional: LED

Recommended LED lamp

LED GU10 4.3W 40°
2700K 245lm EEL=A+
5kWh/1000h
Item no. 551252 |



Variant	Item no.
GU10 QPAR51	
black/chrome	149060
GU10 QPAR51	
white/chrome	149061
GU10 QPAR51	
chrome	149062
GU10 QPAR51	
fern-green RAL 6025	149065
GU10 QPAR51	
Copper	149069

LIGHT EYE 90
QPAR51

E - A++



• Modern accent lighting

Products available in these colours and variants

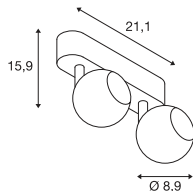


Product details

230V ~50Hz
Material: Steel



Line drawing



Recommended accessories Item no.

Deco ring Ø 5.7	151040
Deco ring Ø 5.7	151041
Deco ring Ø 5.7	151049

Lamp details

2x 50W max.
optional: LED

Recommended LED lamp

LED GU10 4.3W 40°
2700K 245lm EEL=A+
5kWh/1000h
Item no. 551252 |



Variant	Item no.
GU10 QPAR51	
black/chrome	149070
GU10 QPAR51	
white/chrome	149071
GU10 QPAR51	
chrome	149072
GU10 QPAR51	
fern-green RAL 6025	149075
GU10 QPAR51	
Copper	149079

149071 354





LIGHT EYE 150 QPAR111

E - A++



- Modern accent lighting

Products available in
these colours and variants



1003



Product details

230V ~50Hz

Material: Aluminium/steel

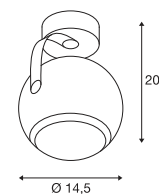


0.77

350°

180°

Line drawing



Lamp details

75W max.

optional: LED

Recommended LED lamp

LED GU10 10.5W 40°

2700K 860lm EEL=A

11kWh/1000h

Item no. 560722 |



Valetto GU10 9.5W

2700K-6000K 830lm EEL=A+

10kWh/1000h

Item no. 1000756 |



Variant	Item no.
GU10 QPAR111	
■ chrome	149042

TOTHEE

A - A++



NEW

LED INSIDE

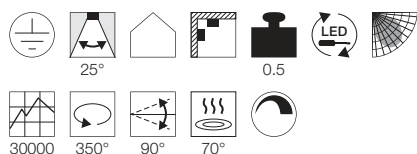
- Compact design
- Premium LED

Products available in these colours and variants

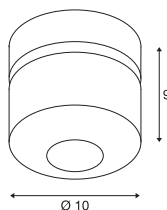


Product details

220-240V ~50/60Hz sec. 350mA
 Total consumption: 17W
 Material: Aluminium
 Dimmable: Triac, Triac C, Triac L



Line drawing



Variant	Item no.
1250lm 3000K CRI>80 25° ■ black	1000424
1250lm 3000K CRI>80 25° □ White / Black	1000425
1250lm 3000K CRI>80 50° ■ black	1000426
1250lm 3000K CRI>80 50° □ White / Black	1000427

REVILO

A - A++



NEW

LED INSIDE

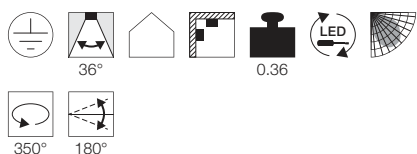
- Premium LED

Products available in these colours and variants

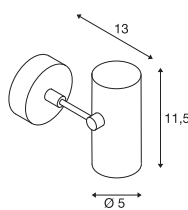


Product details

100-240V ~50/60Hz sec. 500mA
 Total consumption: 9.5W
 Material: Aluminium/steel



Line drawing



Variant	Item no.
670lm 3000K CRI>80 15° □ white	1000898
670lm 3000K CRI>80 36° □ white	1000899
670lm 3000K CRI>80 15° ■ black	1000900
670lm 3000K CRI>80 36° ■ black	1000901
620lm 2700K CRI>80 15° □ white	1000902
620lm 2700K CRI>80 36° □ white	1000903
620lm 2700K CRI>80 15° ■ black	1000904
620lm 2700K CRI>80 36° ■ black	1000905

1000427 356





148501 357



DEBASTO

A - A++

LED
INSIDE

- Timeless design for wide range of furnishing styles
- Premium LED

Products available in these colours and variants

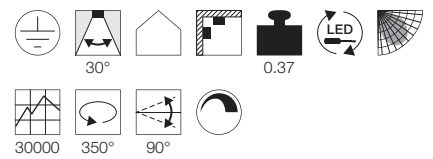


0999

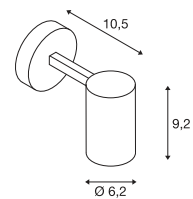


Product details

230V ~50Hz
Total consumption: 8W
Material: Aluminium/steel
Dimmable: Triac C



Line drawing



Variant	Item no.
360lm 3000K CRI>80	
■ black	148500
360lm 3000K CRI>80	
□ white	148501
360lm 3000K CRI>80	
■ silver-grey	148504

156420 + 156430

359



DESIGNED BY
Vincent de Smedt





BILAS

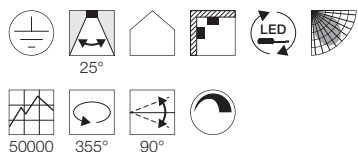
- Accent lighting with modern design
- 240V LED

Products available in these colours and variants



Product details

230V ~50/60Hz
Material: Aluminium/glass
Dimmable: Triac C, Triac L

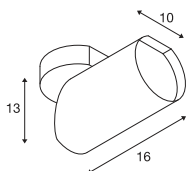


BILAS

A - A++



Line drawing



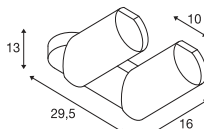
Variant	Item no.
1000lm 16W 2700K CRI80 1.0 kg	
■ matt black	156420
1000lm 16W 2700K CRI80 1.0 kg	
□ matt white	156421

BILAS

A - A++



Line drawing



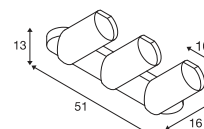
Variant	Item no.
2000lm 31W 2700K CRI80 2.3 kg	
■ matt black	156430
2000lm 31W 2700K CRI80 2.3 kg	
□ matt white	156431

BILAS

A - A++



Line drawing



Variant	Item no.
3000lm 45W 2700K CRI80 3.8 kg	
■ matt black	156440
3000lm 45W 2700K CRI80 3.8 kg	
□ matt white	156441

KALU

A - A++



NEW

LED INSIDE

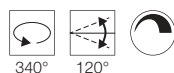
- Futuristic luminaire design with harmonious lighting
- Luminaire unit, rotates by 340° and swivels by 120°
- Premium LED

Products available in these colours and variants

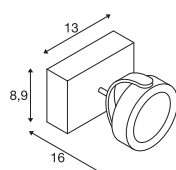


Product details

220-240V ~50/60Hz sec. 350mA
 Total consumption: 17W
 Material: Aluminium/plastic PC
 Dimmable: Triac C



Line drawing



KALU

A - A++



NEW

LED INSIDE

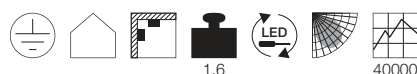
- Futuristic luminaire design with harmonious lighting
- Luminaire unit, rotates by 340° and swivels by 120°
- Premium LED

Products available in these colours and variants

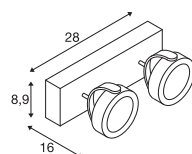


Product details

220-240V ~50/60Hz sec. 350mA
 Total consumption: 34W
 Material: Aluminium/plastic PC
 Dimmable: Triac C



Line drawing



1000130 360

Variant	Item no.
1000lm 3000K CRI>80 24° ■ black	1000110
1000lm 3000K CRI>80 60° ■ black	1000127
1000lm 3000K CRI>80 24° ■ White / Black	1000112
1000lm 3000K CRI>80 60° ■ White / Black	1000128

Variant	Item no.
2000lm 3000K CRI>80 24° ■ black	1000113
2000lm 3000K CRI>80 60° ■ black	1000129
2000lm 3000K CRI>80 24° ■ White / Black	1000114
2000lm 3000K CRI>80 60° ■ White / Black	1000130



KALU

A - A++



NEW

LED INSIDE

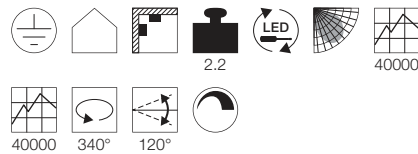
- Futuristic luminaire design with harmonious lighting
- Luminaire unit, rotates by 340° and swivels by 120°
- Premium LED

Products available in these colours and variants

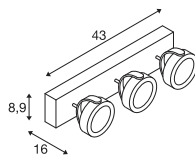


Product details

220-240V ~50/60Hz sec. 350mA/700mA
 Total consumption: 47W
 Material: Aluminium/plastic PC
 Dimmable: Triac C



Line drawing



KALU

A - A++



NEW

LED INSIDE

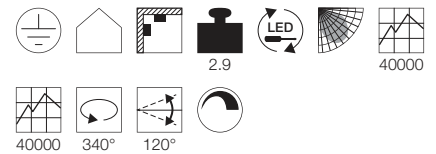
- Futuristic luminaire design with harmonious lighting
- Luminaire unit, rotates by 340° and swivels by 120°
- Premium LED

Products available in these colours and variants

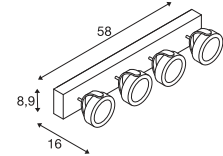


Product details

220-240V ~50/60Hz sec. 700mA
 Total consumption: 60W
 Material: Aluminium/plastic PC
 Dimmable: Triac C



Line drawing



Variant	Item no.
3000lm 3000K CRI>80 24° ■ black	1000115
3000lm 3000K CRI>80 60° ■ black	1000131
3000lm 3000K CRI>80 24° ▣ White / Black	1000116
3000lm 3000K CRI>80 60° ▣ White / Black	1000132

Variant	Item no.
4000lm 3000K CRI>80 24° ■ black	1000117
4000lm 3000K CRI>80 60° ■ black	1000133
4000lm 3000K CRI>80 24° ▣ White / Black	1000118
4000lm 3000K CRI>80 60° ▣ White / Black	1000134

KALU

A - A++



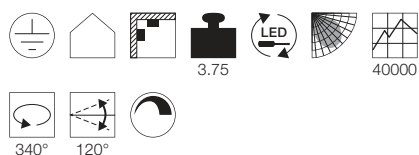
- Futuristic luminaire design with harmonious lighting
- Luminaire unit, rotates by 340° and swivels by 90°
- Premium LED

Products available in these colours and variants

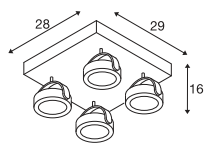


Product details

220-240V ~50/60Hz sec. 700mA
 Total consumption: 60W
 Material: Aluminium/plastic PC
 Dimmable: Triac C



Line drawing



KALU

A - A++



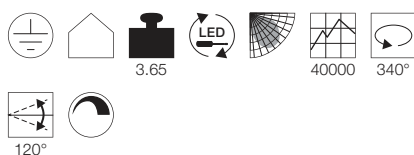
- Futuristic luminaire design with harmonious lighting
- Luminaire unit, rotates by 340° and swivels by 90°
- Premium LED

Products available in these colours and variants

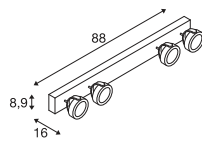


Product details

220-240V ~50/60Hz sec. 700mA
 Total consumption: 60W
 Material: Aluminium/plastic PC
 Dimmable: Triac C



Line drawing



Variant	Item no.
4000lm 3000K CRI>80 24° ■ black	1000119
4000lm 3000K CRI>80 60° ■ black	1000135
4000lm 3000K CRI>80 24° ▮ white	1000120
4000lm 3000K CRI>80 60° ▮ white	1000136

Variant	Item no.
4000lm 3000K CRI>80 24° ■ black	1000121
4000lm 3000K CRI>80 60° ■ black	1000137
4000lm 3000K CRI>80 24° ▮ white	1000122
4000lm 3000K CRI>80 60° ▮ white	1000138



1000121 362

TEC KARDA
QR111

D - A+



- Minimalist design, versatile use

Products available in these colours and variants



Product details

230V ~50Hz sec. 12V AC
Material: Aluminium

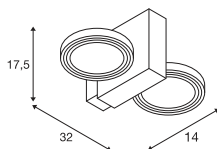


0.85

Line drawing



149142 363



Note

TEC KARDA luminaires can be converted into pendants using the suspension set which is optionally available.

Recommended accessories Item no.

■ Suspension set 2.5 m 149150

Lamp details

2x 50W max.
optional: LED

Recommended lamp LED

G53 50W 40°
3000K 650lm EEL=B
53kWh/1000h
Item no. 545753 |



Variant Item no.

G53 | QR111
■ silver-grey 149142

TEC KARDA
QR111

D - A+



- Minimalist design, versatile use

Products available in these colours and variants



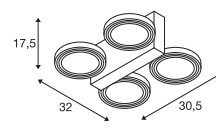
Product details

230V ~50Hz sec. 12V AC
Material: Aluminium



1.55

Line drawing



Note

TEC KARDA luminaires can be converted into pendants using the suspension set which is optionally available.

Recommended accessories Item no.

■ Suspension set 2.5 m 149150

Lamp details

4x 50W max.

Recommended LED lamp

G53 50W 40°
3000K 650lm EEL=B
53kWh/1000h
Item no. 545753 |



Variant Item no.

G53 | QR111
■ silver-grey 149144





147716 365

**KALU
QPAR111**

E - A++



- Minimalist design, versatile use

Products available in these colours and variants



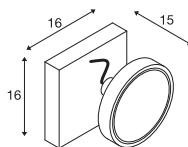
Product details

230V ~50Hz
Material: Aluminium



0.75

Line drawing



Lamp details

50W max.
optional: LED

Recommended LED lamp

LED GU10 17.5W 30°
2700K 880lm EEL=A
18kWh/1000h
Item no. 551642 |



Valeto GU10 9.5W
2700K-6000K 830lm EEL=A+
10kWh/1000h
Item no. 1000754 |



Variant	Item no.
GU10 QPAR111	
■ brushed aluminium	147706

**KALU
QPAR111**

E - A++



- Minimalist design, versatile use

Products available in these colours and variants



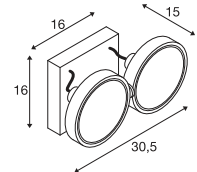
Product details

230V ~50Hz
Material: Aluminium



1.17

Line drawing



Lamp details

2x 50W max.
optional: LED

Recommended LED lamp

LED GU10 17.5W 30°
2700K 880lm EEL=A
18kWh/1000h
Item no. 551642 |



Valeto GU10 9.5W
2700K-6000K 830lm EEL=A+
10kWh/1000h
Item no. 1000754 |



Variant	Item no.
GU10 QPAR111	
■ brushed aluminium	147716

147266 367





KALU QR111

D - A+



- Minimalist design, versatile use

Products available in these colours and variants

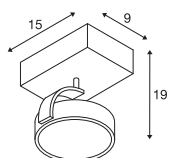


Product details

230V ~50Hz sec. 12V AC
Material: Aluminium



Line drawing



Lamp details

50W max.
optional: LED

Recommended lamp LED

LED G53 11W 24°
3000K 580lm EEL=A
13kWh/1000h
Item no. 560263 |



Variant	Item no.
G53 QR111	
■ matt black	147250
G53 QR111	
□ matt white	147251
G53 QR111	
■ brushed aluminium	147256

KALU QR111

D - A+



- Minimalist design, versatile use

Products available in these colours and variants

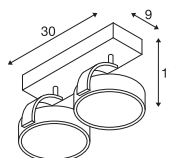


Product details

230V ~50Hz sec. 12V AC
Material: Aluminium



Line drawing



Lamp details

2x 50W max.
optional: LED

Recommended lamp LED

LED G53 11W 24°
3000K 580lm EEL=A
13kWh/1000h
Item no. 560263 |



Variant	Item no.
G53 QR111	
■ matt black	147260
G53 QR111	
□ matt white	147261
G53 QR111	
■ brushed aluminium	147266

KALU QR111

D - A+



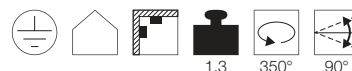
- Minimalist design, versatile use

Products available in these colours and variants

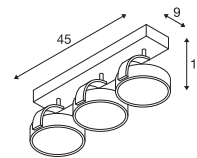


Product details

230V ~50Hz sec. 12V AC
Material: Aluminium



Line drawing



Lamp details

3x 50W max.

Recommended lamp

G53 35W 24°
2900K 440lm EEL=B
38kWh/1000h
Item no. 545522 |



Variant	Item no.
G53 QR111	
■ matt black	147270
G53 QR111	
□ matt white	147271
G53 QR111	
■ brushed aluminium	147276

1000702 369





KALU
QPAR111

E - A++



- Minimalist design, versatile use
- Flat design, no transformer required

Products available in these colours and variants

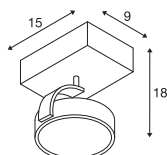


Product details

230V ~50Hz
Material: Aluminium



Line drawing



Lamp details

75W max.
optional: LED

Recommended LED lamp

LED GU10 17.5W 30°
2700K 880lm EEL=A
18kWh/1000h
Item no. 551642 |



Valetto GU10 9.5W
2700K-6000K 830lm EEL=A+
10kWh/1000h
Item no. 1000754 |



Variant	Item no.
GU10 QPAR111	
■ matt black	1000702
GU10 QPAR111	
□ matt white	147301
GU10 QPAR111	
■ brushed aluminium	147306

KALU
QPAR111

E - A++



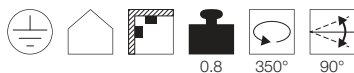
- Minimalist design, versatile use
- Flat design, no transformer required

Products available in these colours and variants

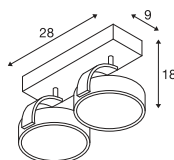


Product details

230V ~50Hz
Material: Aluminium



Line drawing



Lamp details

2x 75W max.
optional: LED

Recommended LED lamp

LED GU10 6.5W 38°
2700K 390lm EEL=A+
7kWh/1000h
Item no. 551882 |



Valetto GU10 9.5W
2700K-6000K 830lm EEL=A+
10kWh/1000h
Item no. 1000754 |



Variant	Item no.
GU10 QPAR111	
■ matt black	1000703
GU10 QPAR111	
□ matt white	147311
GU10 QPAR111	
■ brushed aluminium	147316

KALU
QPAR111

E - A++



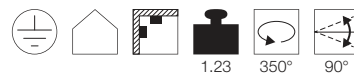
- Minimalist design, versatile use
- Flat design, no transformer required

Products available in these colours and variants

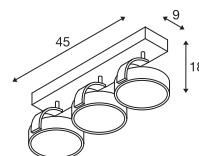


Product details

230V ~50Hz
Material: Aluminium



Line drawing



Lamp details

3x 75W max.
optional: LED

Recommended LED lamp

LED GU10 17.5W 30°
2700K 880lm EEL=A
18kWh/1000h
Item no. 551642 |



Valetto GU10 9.5W
2700K-6000K 830lm EEL=A+
10kWh/1000h
Item no. 1000754 |



Variant	Item no.
GU10 QPAR111	
■ matt black	1000704
GU10 QPAR111	
□ matt white	147321
GU10 QPAR111	
■ brushed aluminium	147326

KARPO

A - A++



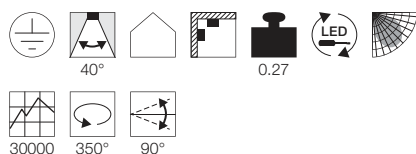
- Futuristic, modern design
- Premium LED

Products available in these colours and variants

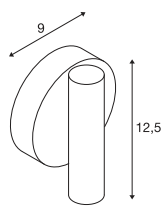


Product details

100-240V ~50/60Hz sec. 500mA
Total consumption: 9.5W
Material: Aluminium/steel



Line drawing



KARPO

A - A++



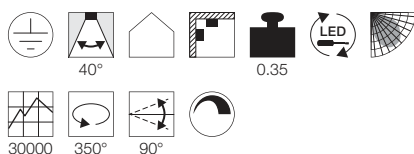
- Futuristic, modern design
- Premium LED

Products available in these colours and variants

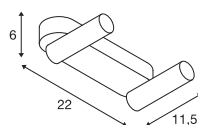


Product details

220-240V ~50/60Hz sec. 500mA
Total consumption: 19W
Material: Aluminium/steel
Dimmable: Triac C, Triac L



Line drawing



152331 370

Variant	Item no.
450lm 3000K CRI>90 ■ black	152330
470lm 3000K CRI>90 □ white	152331

Variant	Item no.
900lm 3000K CRI>90 ■ black	152350
940lm 3000K CRI>90 □ white	152351





LIPSY 30

A - A++



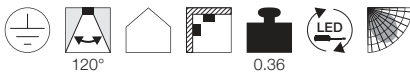
- Neutral, adaptable design

Products available in these colours and variants

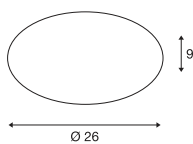


Product details

220-240V ~50/60Hz sec. 700mA
Total consumption: 13W
Material: Steel/PMMA



Line drawing



LIPSY 40

A - A++



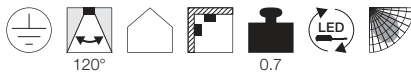
- Neutral, adaptable design

Products available in these colours and variants

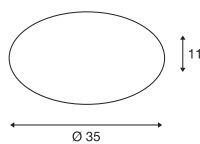


Product details

220-240V ~50/60Hz sec. 700mA
Total consumption: 24W
Material: Steel/PMMA



Line drawing



LIPSY 50

A - A++



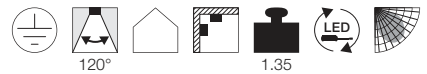
- Neutral, adaptable design

Products available in these colours and variants

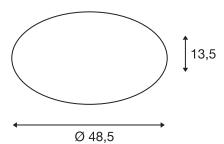


Product details

220-240V ~50/60Hz sec. 700mA
Total consumption: 31W
Material: Steel/PMMA



Line drawing



Variant	Item no.
1050lm 3000K CRI80 □ white	133733

Variant	Item no.
1500lm 3000K CRI80 □ white	133743

Variant	Item no.
2500lm 3000K CRI80 □ white	133753

LIPSY 36/50 M
KELVIN CONTROL
Master

A - A++



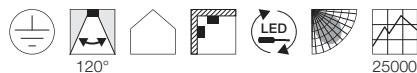
- For the Kelvin Control System
- Neutral design, individual light colours

Products available in these colours and variants

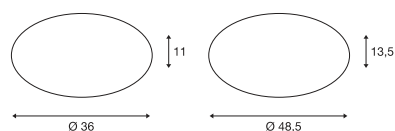


Product details

100-240V ~50/60Hz sec. 24V/DC
Material: Steel/PMMA



Line drawing



Note

Battery excl.
Master controller & wireless remote control incl.
Not suitable for use with wall panel 470680.
Suitable accessories can be found in the Smart Home Solutions chapter.

LIPSY 36/50 S
KELVIN CONTROL
Slave

A - A++



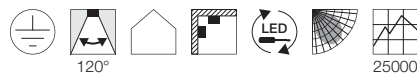
- For the Kelvin Control System
- Neutral design, individual light colours

Products available in these colours and variants

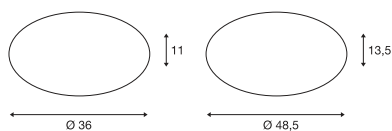


Product details

220-240V ~50/60Hz sec. 24V/DC
Material: Steel/PMMA



Line drawing




Note

Can be controlled using wall panel 470680.
If Bluetooth module 470675 is installed in the wall panel, it can also be controlled with IOS, Android or Windows Smartphone or Tablet.
Suitable accessories can be found in the Smart Home Solutions chapter.

Variant	Item no.
2300-2900lm 39W 2700K-6500K CRI>80 Ø: 36 cm H: 11 cm 0.84 kg □ white	134050
3600-4500lm 52W 2700K-6500K CRI>80 Ø: 48,5 cm H: 13,5 cm 1.87 kg □ white	134060

Variant	Item no.
2300-2900lm 39W 2700K-6500K CRI>80 Ø: 36 cm H: 11 cm 0.84 kg □ white	134051
3600-4500lm 52W 2700K-6500K CRI>80 Ø: 48,5 cm H: 13,5 cm 1.87 kg □ white	134061



134060 + 134061

372



134060 + 134061

372



134060 + 134061

372



LIPSY 36/50 M
COLOR CONTROL
Master

A - A++



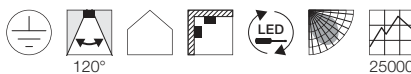
- Neutral design, individual light colours

Products available in these colours and variants

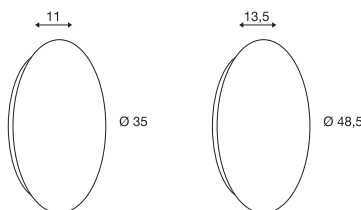


Product details

230V ~50Hz
Total consumption: 41W
Material: Acrylic/steel



Line drawing



Note

RGBW luminaire with integrated master controller and wireless remote control. Can be expanded with slave luminaires [133748] or [133758]. Synchronisation by means of integrated independent WLAN network. Remote control range and WLAN approx. 15m depending on the local conditions. Range can be increased using the Repeater [470674]. Suitable accessories can be found in the Smart Home Solutions chapter.

Variant	Item no.
2060lm 41W RGB+3000K CRI80 Ø: 35 cm H: 11 cm 0.86 kg <input type="checkbox"/> white	133749
3400lm 46W RGB+3000K CRI80 Ø: 48.5 cm H: 13.5 cm 1.54 kg <input type="checkbox"/> white	133759

LIPSY 36/50 S
COLOR CONTROL
Slave

A - A++



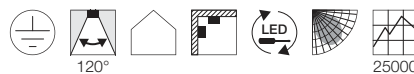
- Neutral design, individual light colours

Products available in these colours and variants

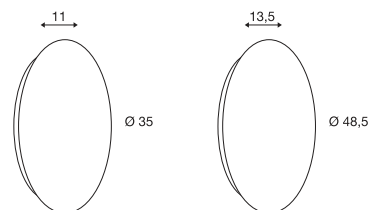


Product details

230V ~50Hz
Total consumption: 46W
Material: Acrylic/steel



Line drawing



Note

RGBW luminaire with integrated slave controller for operation with master luminaire [133749/133759] or wall panel [470670]. Suitable accessories can be found in the Smart Home Solutions chapter.

Variant	Item no.
2060lm 41W RGB+3000K CRI80 Ø: 35 cm H: 11 cm 0.86 kg <input type="checkbox"/> white	133748
3400lm 46W RGB+3000K CRI80 Ø: 48.5 cm H: 13.5 cm 1.54 kg <input type="checkbox"/> white	133758

WL 104
E27

E - A++



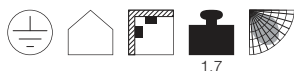
- Puristic, adaptable design

Product available in this colour



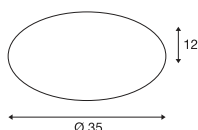
Product details

230V ~50Hz
Material: Steel/glass



1.7

Line drawing



MELAN
E27

E - A++



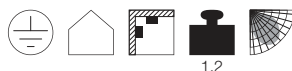
- Timeless design for atmospheric light

Product available in this colour



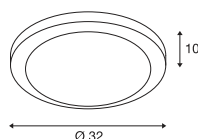
Product details

230V ~50Hz
Material: Aluminium/glass



1.2

Line drawing



Lamp details

60W max.
L: 17 cm max.
optional: LED TC(...)SE QA60

Recommended LED lamp

LED E27 8.5W
2700K 806lm EEL=A+
10kWh/1000h
Item no. 560161 |



Valeto E27 9.6W
2700K-6500K 900lm EEL=A+
10kWh/1000h
Item no. 420051 |



Lamp details

60W max.
Ø: 7 cm max. L: 16 cm max.
optional: LED TC(...)SE QA60

Recommended LED lamp

LED E27 8.5W
2700K 806lm EEL=A+
10kWh/1000h
Item no. 560161 |



Valeto E27 9.6W
2700K-6500K 900lm EEL=A+
10kWh/1000h
Item no. 420051 |



Variant	Item no.
E27 A60 □ white	155250

Variant	Item no.
E27 A60 ■ brushed aluminium	155236



230881

375



155236 374

INDIGLA

A - A++



LED
INSIDE

- Fashionable, subtle design
- Asymmetrical reflector

Products available in these colours and variants

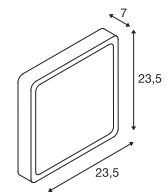


Product details

100-240V ~50/60Hz sec. 350mA
Total consumption: 8.3W
Material: Aluminium/glass



Line drawing



Variant	Item no.
430lm 3000K CRI80 □ white	230881
430lm 3000K CRI80 ■ silver	230884

MARONA

A - A++



LED
INSIDE

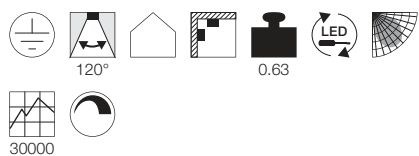
• Timeless design for atmospheric light

Product available in these colours

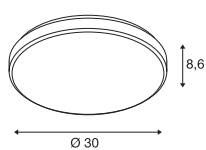


Product details

200-240V ~50Hz sec. 430mA
Total consumption: 15W
Material: Steel/PMMA
Dimmable: Triac C, Triac L



Line drawing



Variant	Item no.
1200lm 3000K CRI>80 chrome	155152
1200lm 3000K CRI>80 brushed metal	155156





155156

376



SIMA

A - A++



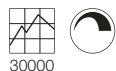
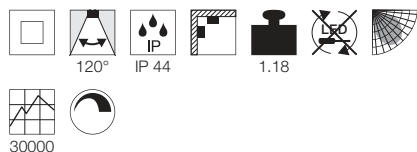
- Timeless design, can be flexibly integrated
- With spacer for cable on-wall mounting

Product available in this colour

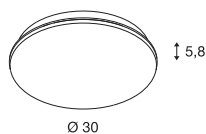


Product details

220-240V ~50/60Hz sec. 350mA
 Total consumption: 25W
 Material: Plastic PC
 Dimmable: Triac C, Triac L



Line drawing



SIMA

A - A++



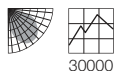
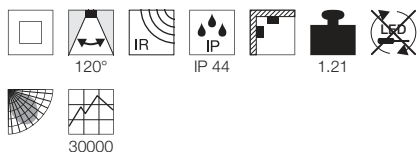
- Timeless design, can be flexibly integrated
- With spacer for cable on-wall mounting
- Motion sensor with MR (micro-wave) technology integrated in the luminaire housing

Product available in this colour


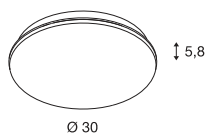


Product details

220-240V ~50/60Hz sec. 350mA
 Total consumption: 27W
 Material: Plastic PC



Line drawing



163020 378



Variant	Item no.
2300lm 3000K CRI>80 □ white	163020

Variant	Item no.
2300lm 3000K CRI>80 □ white	163021



163031 379

SIMA

A - A++



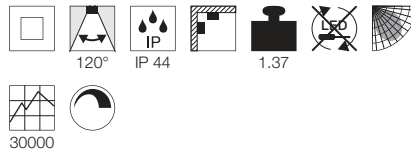
- Timeless design, can be flexibly integrated
- With spacer for cable on-wall mounting

Product available in this colour

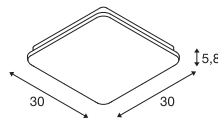


Product details

220-240V ~50/60Hz sec. 350mA
 Total consumption: 25W
 Material: Plastic PC
 Dimmable: Triac C, Triac L



Line drawing



SIMA

A - A++



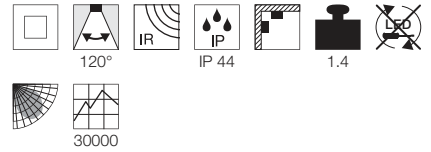
- Timeless design, can be flexibly integrated
- With spacer for cable on-wall mounting
- Motion sensor with MR (micro-wave) technology integrated in the luminaire housing

Product available in this colour

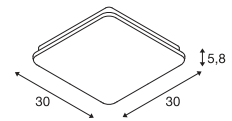


Product details

220-240V ~50/60Hz sec. 350mA
 Total consumption: 27W
 Material: Plastic PC



Line drawing



Variant	Item no.
2300lm 3000K CRI>80 □ white	163030

Variant	Item no.
2300lm 3000K CRI>80 □ white	163031

162973 381






SENDER 12

A - A++



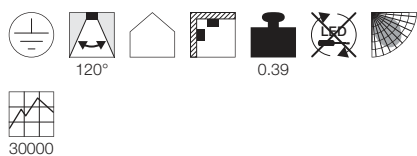
- Flat surface-mounted luminaire for background lighting
- Premium LED

Products available in these colours and variants

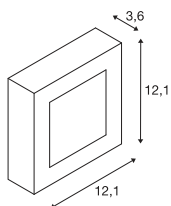


Product details

100-240V ~50/60Hz sec. 350mA
 Total consumption: 6.7W
 Material: Aluminium/acrylic glass



Line drawing



SENDER 18

A - A++



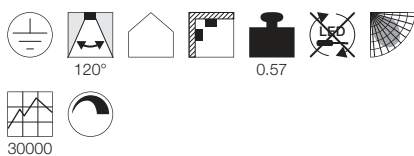
- Flat surface-mounted luminaire for background lighting
- Premium LED

Products available in these colours and variants

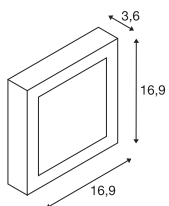


Product details

220-240V ~50/60Hz sec. 350mA
 Total consumption: 14W
 Material: Aluminium/acrylic glass
 Dimmable: Triac C, Triac L



Line drawing



SENDER 24

A - A++



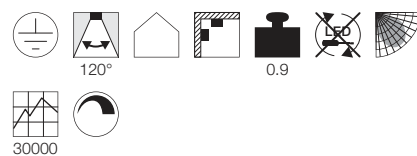
- Straight, neutral design
- Flat surface-mounted luminaire for background lighting
- Premium LED

Products available in these colours and variants

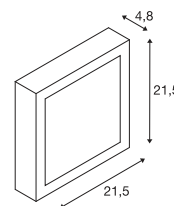


Product details

220-240V ~50/60Hz sec. 350mA
 Total consumption: 18W
 Material: Aluminium/acrylic glass
 Dimmable: Triac C, Triac L




Line drawing



Variant	Item no.
230lm 3000K CRI80	
□ white	162963
230lm 3000K CRI80	
■ silver-grey	162993

Variant	Item no.
500lm 3000K CRI80	
□ white	162973
500lm 3000K CRI80	
■ silver-grey	163003

Variant	Item no.
840lm 3000K CRI80	
□ white	162983
840lm 3000K CRI80	
■ silver-grey	163013





SENDER 12

A - A++



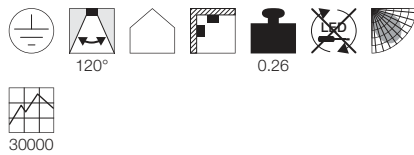
- Flat surface-mounted luminaire for background lighting
- Premium LED

Products available in these colours and variants

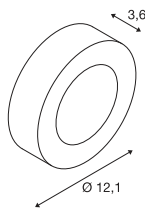


Product details

100-240V ~50/60Hz sec. 350mA
Total consumption: 6.7W
Material: Aluminium/acrylic glass



Line drawing



SENDER 18

A - A++



- Flat surface-mounted luminaire for background lighting
- Premium LED

Products available in these colours and variants

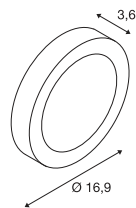


Product details

220-240V ~50/60Hz sec. 350mA
Total consumption: 14W
Material: Aluminium/acrylic glass
Dimmable: Triac C, Triac L



Line drawing



SENDER 24

A - A++



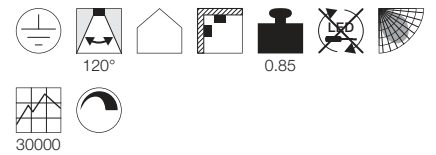
- Modern, adaptable design
- Flat surface-mounted luminaire for background lighting
- Premium LED

Products available in these colours and variants

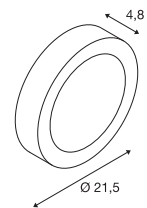


Product details

220-240V ~50/60Hz sec. 350mA
Total consumption: 18W
Material: Aluminium/acrylic glass
Dimmable: Triac C, Triac L



Line drawing



Variant	Item no.
230lm 3000K CRI80	
□ white	162903
230lm 3000K CRI80	
■ silver-grey	162933

Variant	Item no.
500lm 3000K CRI80	
□ white	162913
500lm 3000K CRI80	
■ silver-grey	162943

Variant	Item no.
840lm 3000K CRI80	
□ white	162923
840lm 3000K CRI80	
■ silver-grey	162953

ZENIT 25

A - A++



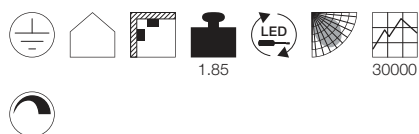
- Tasteful, unusual design
- Indirect lighting
- Premium LED

Product available in this colour

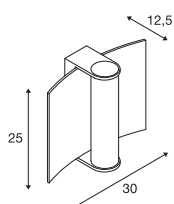


Product details

220-240V ~50/60Hz sec. 500mA
 Total consumption: 8.4W
 Material: Aluminium/steel/glass
 Dimmable: Triac C, Triac L



Line drawing



ZENIT 40

A - A++



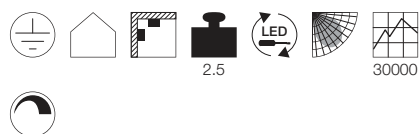
- Tasteful, unusual design
- Indirect lighting
- Premium LED

Product available in this colour

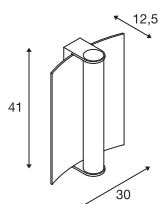


Product details

220-240V ~50/60Hz sec. 500mA
 Total consumption: 12W
 Material: Aluminium/steel/glass
 Dimmable: Triac C, Triac L




Line drawing



151884 384

Variant	Item no.
450lm 3000K CRI80 ■ silver-grey	151884

Variant	Item no.
700lm 3000K CRI80 ■ silver-grey	151894



147391 385

PROFUNO


A - A++



LED
INSIDE

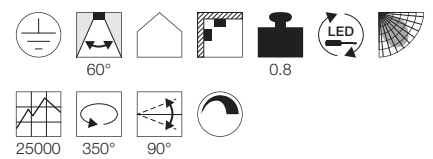
- Modern, adaptable design
- Premium LED

Products available in these colours and variants

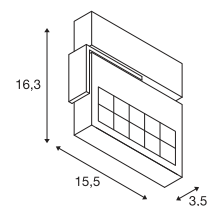


Product details

220-240V ~50/60Hz sec. 500mA
 Total consumption: 18W
 Material: Aluminium
 Dimmable: Triac C, Triac L



Line drawing



Variant	Item no.
960lm 3000K CRI80	
■ black	147390
960lm 3000K CRI80	
□ white	147391
960lm 3000K CRI80	
■ silver-grey	147394

BENA

631339 386

A - A++



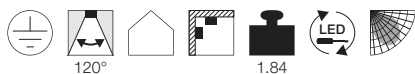
- Functional light for modern furnishings

Product available in this colour

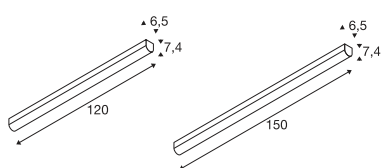


Product details

220-240V ~50/60Hz sec. 700mA
Material: Steel/PMMA



Line drawing



Variant	Item no.
3200lm 28W 3000K CRI>80 L: 120 cm W: 6.5 cm H: 7.4 cm <input type="checkbox"/> white	631337
3400lm 28W 4000K CRI>80 L: 120 cm W: 6.5 cm H: 7.4 cm <input type="checkbox"/> white	631347
4400lm 38W 3000K CRI>80 L: 150 cm W: 6.5 cm H: 7.4 cm <input type="checkbox"/> white	631339
4600lm 38W 4000K CRI>80 L: 150 cm W: 6.5 cm H: 7.4 cm <input type="checkbox"/> white	631349





SIGHT 60

A - A++



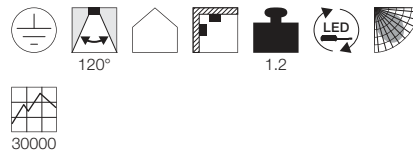
- Functional light for modern furnishings

Products available in these colours and variants

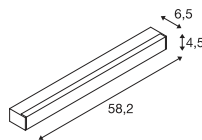


Product details

220-240V ~50/60Hz sec. 500mA
 Total consumption: 17W
 Material: Aluminium/acrylic glass



Line drawing



Note

Switch incl.

SIGHT 115

A - A++



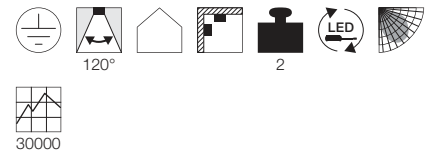
- Functional light for modern furnishings

Products available in these colours and variants

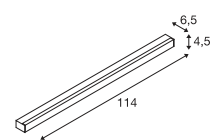


Product details

220-240V ~50/60Hz sec. 1050mA
 Total consumption: 35W
 Material: Aluminium/acrylic glass



Line drawing



Note

Without switch

Variant	Item no.
1500lm 3000K CRI80	
■ black	160180
1500lm 3000K CRI80	
□ white	160181
1500lm 3000K CRI80	
■ silver-grey	160184

Variant	Item no.
3000lm 3000K CRI80	
■ black	160190
3000lm 3000K CRI80	
□ white	160191
3000lm 3000K CRI80	
■ silver-grey	160194

OPEN GRILL

A - A++



157660 388

LED
INSIDE

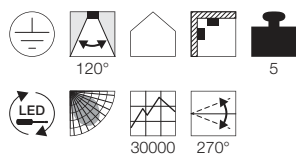
- Modern, futuristic lighting design
- Premium LED
- 2 lamp units, both can be rotated by 270°

Products available in these colours and variants

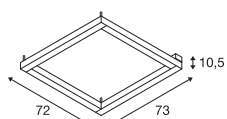


Product details

220-240V ~50/60Hz sec. 1750mA
Total consumption: 58W
Material: Aluminium/acrylic glass



Line drawing



Variant	Item no.
4500lm 3000K CRI80	
■ black	157660
4500lm 3000K CRI80	
□ white	157661





LONG GRILL

A - A++



NEW

LED
INSIDE

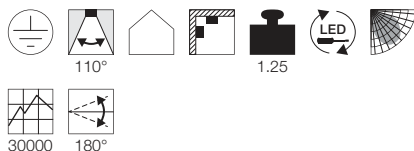
- Lamp unit, can be tilted 180°

Product available in these colours



Product details

220-240V ~50/60Hz sec. 700mA
 Total consumption: 20W
 Material: Aluminium/acrylic glass
 Product dimensions:
 L: 67.8 cm W: 9 cm H: 4.6 cm
 Max. ambient temperature 25°C




Variant	Item no.
1600lm 3000K CRI80 □ white	1001019
1600lm 3000K CRI80 ■ black	1001020

STAYING ON TRACK.

SIMPLY WELL ILLUMINATED WITH
1-PHASE HIGH-VOLTAGE TRACKS.

Thanks to the holes in the profile, the flat aluminium track can be attached to the wall or ceiling in a quick and uncomplicated way. When doing this you have the choice between a recessed version and a surface-mounted version, available in several colours.



143430 399





1000712 406





143581 405

240V TRACK, 1-CIRCUIT





143190 395





1-CIRCUIT 240V Set

E - A++



- Complete set, no additional accessories required

Product available in these colours



Product details

230V ~50Hz
Material: Aluminium



Note

The set consists of:

- 2 x 1m 240V tracks [143010/1/2],
- 1 x long connector [143100/1/2],
- 1 x 2 end caps [143130/1/2],
- 3 x PURI lamp heads [143390/1/2],
- 3 x LED GU10 lamps [551252],
- 3 x deco rings for GU10

Lamp details

3x 4.3W

Recommended lamp LED

Valeto GU10 5.3W
2700K-6500K 385lm EEL=A+
6kWh/1000h

Item no. 420061 |



Variant	Item no.
GU10 QPAR51	
■ black	143190
GU10 QPAR51	
□ white	143191
GU10 QPAR51	
■ silver-grey	143194

AVO
QPAR51

E - A++



- Timeless design, can be flexibly integrated

Products available in these colours and variants



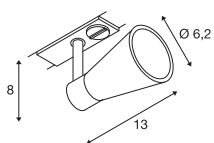
Product details

230V ~50/60Hz
Material: Steel



0.15 350° 90°

Line drawing



Lamp details

50W max.
Ø: 5 cm max.
optional: LED

Recommended lamp

LED GU10 4.3W 40°
2700K 245lm EEL=A+
5kWh/1000h

Item no. 551252 |




Valeto GU10 5.3W
2700K 385lm EEL=A+
6kWh/1000h

Item no. 420060 |



Variant	Item no.
GU10 QPAR51	
■ black	144200
GU10 QPAR51	
□ white	144201
GU10 QPAR51	
■ silver-grey	144204



143392 397



143391 397



PURI
QPAR51

E - A++



- Adaptable, simple design

Products available in these colours and variants

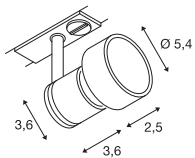


Product details

230V ~50Hz
Material: Aluminium/plastic PC



Line drawing



Lamp details

50W max.
optional: LED

Recommended lamp

LED GU10 4.3W 40°
2700K 245lm EEL=A+
5kWh/1000h
Item no. 551252 |



Valeto GU10 5.3W
2700K 385lm EEL=A+
6kWh/1000h
Item no. 420060 |



Variant	Item no.
GU10 QPAR51	
■ matt black	143390
GU10 QPAR51	
□ white	143391
GU10 QPAR51	
■ silver-grey	143392

PURIA
QPAR51

E - A++



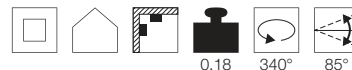
- Simple design for any furnishing style

Products available in these colours and variants

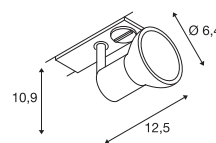


Product details

230V ~50Hz
Material: Aluminium/frosted glass



Line drawing



Lamp details

50W max.
optional: LED

Recommended lamp

LED GU10 4.3W 40°
2700K 245lm EEL=A+
5kWh/1000h
Item no. 551252 |



Valeto GU10 5.3W
2700K 385lm EEL=A+
6kWh/1000h
Item no. 420060 |



Variant	Item no.
GU10 QPAR51	
■ matt black	143450
GU10 QPAR51	
□ white	143451
GU10 QPAR51	
■ silver-grey	143454

LIGHT EYE 90
QPAR51

E - A++



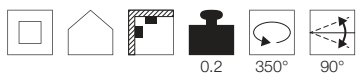
• Elegant look for modern rooms

Products available in these colours and variants

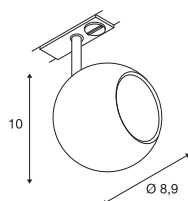


Product details

230V ~50/60Hz
Material: Steel



Line drawing



Recommended accessories Item no.

■ Deco ring Ø 5.7	151040
□ Deco ring Ø 5.7	151041
▨ Deco ring Ø 5.7	151049

Lamp details

50W max.
optional: LED

Recommended lamp

LED GU10 4.3W 40°
2700K 245lm EEL=A+
5kWh/1000h
Item no. 551252 |




Variant	Item no.
GU10 QPAR51	
▨ white/chrome	144011
GU10 QPAR51	
■ brass	144013
GU10 QPAR51	
■ copper	144019
GU10 QPAR51	
■ black/chrome	144010

144019 398



144019 398





143430 399



BIMA QPAR51

E - A++



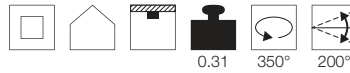
- Simple cylindrical design for a multitude of usage areas

Products available in these colours and variants

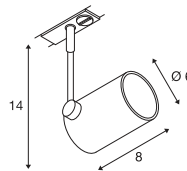


Product details

230V ~50Hz
Material: Aluminium



Line drawing



Lamp details

50W max.
optional: LED

Recommended lamp

LED GU10 4.3W 40°
2700K 245lm EEL=A+
5kWh/1000h
Item no. 551252 |



Valetto GU10 5.3W
2700K 385lm EEL=A+
6kWh/1000h
Item no. 420060 |



Variant	Item no.
GU10 QPAR51	
■ matt black	143440
GU10 QPAR51	
□ matt white	143441
GU10 QPAR51	
■ silver-grey	143442

BIMA QPAR51

E - A++



- Simple cylindrical design for a multitude of usage areas

Products available in these colours and variants

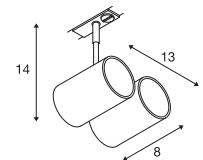


Product details

230V ~50Hz
Material: Aluminium



Line drawing



Lamp details

2x 50W max.
optional: LED

Recommended lamp

LED GU10 4.3W 40°
2700K 245lm EEL=A+
5kWh/1000h
Item no. 551252 |



Valetto GU10 5.3W
2700K 385lm EEL=A+
6kWh/1000h
Item no. 420060 |



Variant	Item no.
GU10 QPAR51	
■ matt black	143430
GU10 QPAR51	
□ matt white	143431
GU10 QPAR51	
■ silver-grey	143432

EURO SPOT
QPAR51

E - A++



• Simple cylinder for versatile furnishing

Products available in these colours and variants

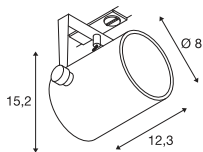


Product details

230V ~50Hz
Material: Aluminium/glass



Line drawing



Lamp details

25W max.
optional: LED

Recommended LED lamp

LED GU10 7.2W 36°
2700K 470lm EEL=A+
8kWh/1000
Item no. 560542 |



Valeto GU10 5.3W
2700K 385lm EEL=A+
6kWh/1000h
Item no. 420060 |



Variant	Item no.
GU10 QPAR51	
white	143811
GU10 QPAR51	
silver-grey	143814

EURO SPOT
QPAR111

E - A++



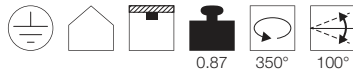
• Simple cylinder for versatile furnishing

Products available in these colours and variants

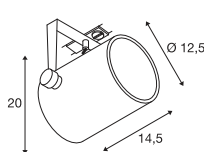


Product details

230V ~50Hz
Material: Aluminium



Line drawing



Lamp details

75W max.
optional: LED

Recommended LED lamp

LED GU10 15.5W 30°
2700K 680lm EEL=A
6kWh/1000h
Item no. 570672 |



Valeto GU10 9.5W 40° white
2700K-6000K 830lm EEL=A+
10kWh/1000h
Item no. 1000756 |



Variant	Item no.
GU10 QPAR111	
white	143801
GU10 QPAR111	
silver-grey	143804





ALTRA DICE
QPAR51

E - A++



- Straight, modern design

Products available in these colours and variants

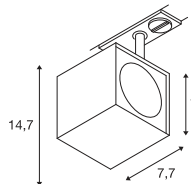


Product details

230V ~50Hz
Material: Aluminium



Line drawing



Lamp details

50W max.
optional: LED

Recommended LED lamp

LED GU10 7.2W 36°
2700K 470lm EEL=A+
8kWh/1000

Item no. 560542 |

Valetto GU10 5.3W
2700K 385lm EEL=A+
6kWh/1000h

Item no. 420060 |



Variant	Item no.
GU10 QPAR51	
■ black	143350
□ white	143351
■ silver-grey/black	143354

TEC
QR111

D - A+



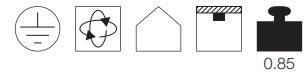
- Flexible lighting solution for modern rooms

Products available in these colours and variants

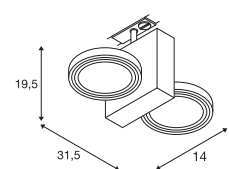


Product details

230V ~50Hz sec. 12V AC
Material: Aluminium



Line drawing



Lamp details

2x 50W max.
optional: LED

Recommended LED lamp

LED G53 11W 24°
3000K 580lm EEL=A13kWh/1000h


Item no. 560263 |



Variant	Item no.
G53 QR111	
■ silver-grey	143522



1000765 402



1000767 402

KALU

A - A++



NEW

LED
INSIDE

- Futuristic luminaire design with harmonious lighting

Products available in these colours and variants

1002



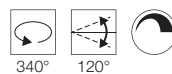
Product details

220-240V ~50/60Hz sec. 350mA
Total consumption: 17W
Material: Aluminium/plastic PC
Dimmable: Triac C



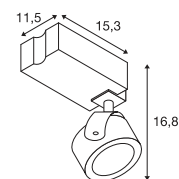
0.61

40000



340° 120°

Line drawing



Variant	Item no.
1000lm 3000K CRI>80 24° ■ black	1000765
1000lm 3000K CRI>80 24° ■ White / Black	1000766
1000lm 3000K CRI>80 60° ■ black	1000767
1000lm 3000K CRI>80 60° ■ White / Black	1000768

KALU QPAR111

E - A++



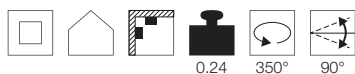
- Flexible lighting solution for modern rooms

Products available in these colours and variants

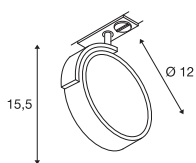


Product details

230V ~50Hz
Material: Aluminium/plastic



Line drawing



Lamp details

75W max.
optional: LED

Recommended LED lamp

LED GU10 6.5W 38°
2700K 390lm EEL=A+
7kWh/1000h
Item no. 551882 |



Valeto GU10 9.5W 40° white
2700K-6000K 830lm EEL=A+
10kWh/1000h
Item no. 1000756 |



Variant	Item no.
GU10 QPAR111	
■ matt black	143540
GU10 QPAR111	
□ white	143541
GU10 QPAR111	
■ silver	143544

KALU QR111

D - A+

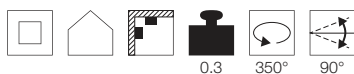


Products available in these colours and variants

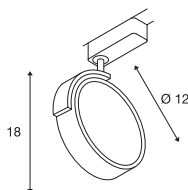


Product details

220-240V ~50/60Hz
Material: Aluminium/plastic



Line drawing



Lamp details

50W max.
optional: LED

Recommended LED lamp

LED G53 19.5W 30°
2700K 1070lm EEL=A
21kWh/1000h
Item no. 551402 |



Variant	Item no.
G53 QR111	
■ matt black	143460
G53 QR111	
□ white	143461
G53 QR111	
■ silver	143464

KALU TRACK

A - A++



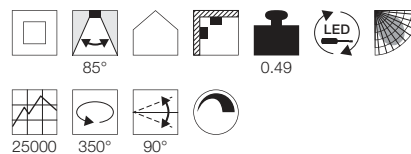
- Flexible lighting solution for modern rooms

Products available in these colours and variants

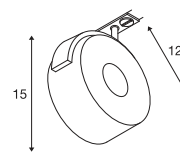


Product details

220-240V ~50/60Hz
Total consumption: 13W
Material: Aluminium
Dimmable: Triac C



Line drawing



Lamp details

13W max.
optional: LED

Recommended LED lamp

860lm | 3000K | CRI>80
□ white
Item no. 143731 |

860lm | 3000K | CRI>80
■ silver-grey
Item no. 143734 |

Variant	Item no.
860lm 3000K CRI>80	
□ white	143731
860lm 3000K CRI>80	
■ silver-grey	143734

DEBASTO

A - A++



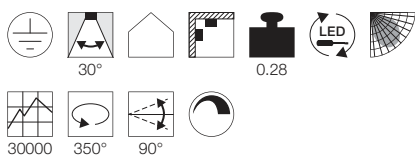
- Simple cylinder for versatile furnishing
- Premium LED

Products available in these colours and variants

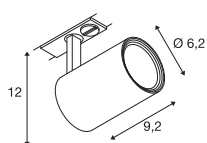


Product details

230V ~50Hz
 Total consumption: 8W
 Material: Aluminium
 Dimmable: L




Line drawing




Variant	Item no.
360lm 3000K CRI80 ■ black	143570
360lm 3000K CRI80 □ white	143571
360lm 3000K CRI80 ■ silver-grey	143574





143581 405



143581 405

HELIA 50

A - A++



NEW

LED INSIDE

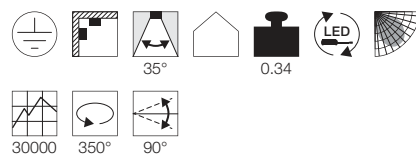
- Sleek design for modern lighting concepts
- Premium LED

Products available in these colours and variants

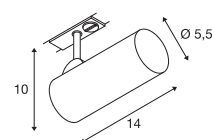


Product details

100-240V ~50/60Hz sec. 500mA
 Total consumption: 11W
 Material: Aluminium



Line drawing



Variant	Item no.
750lm 3000K CRI>90	
■ black	143580
750lm 3000K CRI>90	
□ white	143581

ENOLA_C

A - A++



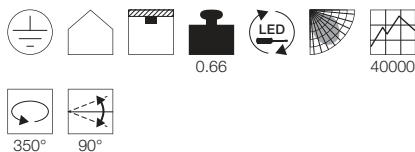
- Efficient lighting solution for modern rooms
- Simple cylinder for versatile furnishing
- Premium LED

Products available in these colours and variants

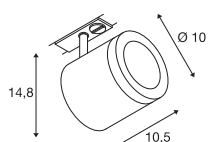


Product details

220-240V ~50/60Hz sec. 500mA
 Total consumption: 11.2W
 Material: Aluminium/glass



Line drawing



Variant	Item no.
900lm 3000K CRI>80 35° ■ black	1000711
900lm 3000K CRI>80 35° □ white	143941
900lm 3000K CRI>80 35° ■ silver-grey	143944
900lm 3000k CRI>80 55° ■ black	1000712
900lm 3000K CRI>80 55° □ white	143951
900lm 3000K CRI>80 55° ■ silver-grey	143954

1000712 406





LYNAH

A - A++



NEW

LED
INSIDE

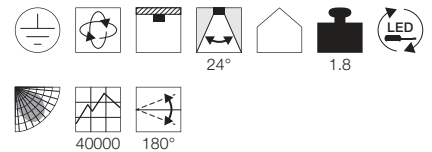
- Luminaire unit, rotates by 340° and swivels by 120°
- Premium LED

Products available in these colours and variants

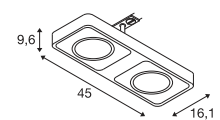


Product details

220-240V ~50/60Hz sec. 350mA
 Total consumption: 32W
 Material: Aluminium/plastic PC



Line drawing



Variant	Item no.
2000lm 3000K CRI>80 ■ black	1000406
2000lm 3000K CRI>80 □ white	1000407

PROFUNO

A - A++



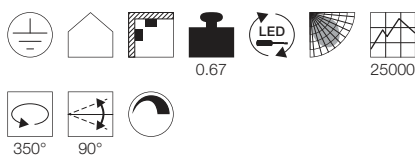
- Modern, adaptable design
- Premium LED

Products available in these colours and variants



Product details

220-240V ~50/60Hz sec. 500mA
 Total consumption: 18W
 Material: Aluminium
 Dimmable: Triac C, Triac L

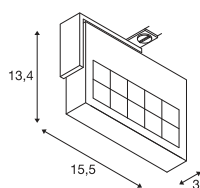


0.67

25000

350° 90°

Line drawing



Variant	Item no.
1020lm 3000K CRI80 30°	
■ black	144050
1020lm 3000K CRI80 30°	
□ white	144051
1020lm 3000K CRI80 30°	
■ silver-grey	144054
960lm 3000K CRI80 50°	
■ black	144060
960lm 3000K CRI80 50°	
□ white	144061
960lm 3000K CRI80 50°	
■ silver-grey	144064



STRUCTEC

A - A++

LED
INSIDE

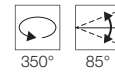
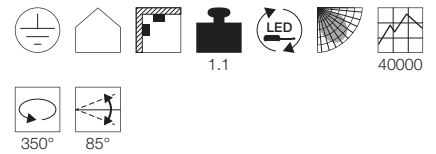
- Simple, adaptable spot
- Premium LED
- CRI>90

Products available in
these colours and variants

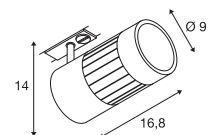


Product details

220-240V ~50/60Hz sec. 700mA
Total consumption: 29W
Material: Aluminium



Line drawing



Variant	Item no.
2220lm 3000K CRI90 36°	
■ black	144100
2220lm 3000K CRI90 36°	
□ white	144101
2220lm 3000K CRI90 36°	
■ silver	144104
2360lm 3000K CRI90 60°	
■ black	144110
2360lm 3000K CRI90 60°	
□ white	144111
2360lm 3000K CRI90 60°	
■ silver	144114

BILAS

A - A++



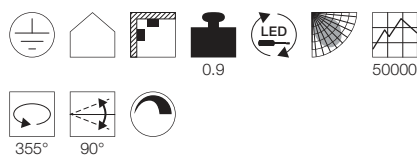
- Designer spotlight for modern rooms
- 240V LED

Products available in these colours and variants

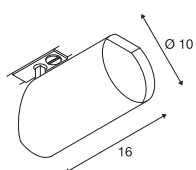


Product details

230V ~50/60Hz
 Total consumption: 16W
 Material: Aluminium/glass
 Dimmable: Triac C, Triac L



Line drawing



Variant	Item no.
1000lm 2700K CRI80 25° ■ matt black	143550
1000lm 2700K CRI80 25° □ matt white	143551
1000lm 2700K CRI80 60° ■ matt black	143560
1000lm 2700K CRI80 60° □ matt white	143561



143991 411



DESIGNED BY
 Vincent de Smedt



PARA CONE 14
QPAR51

E - A++



- Simple design for modern furnishing
- Warm light thanks to the gold reflector

Product available in these colours

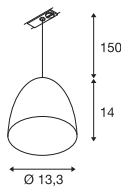


Product details

230V ~50Hz
Material: Steel



Line drawing



Lamp details

35W max.
optional: LED

Recommended lamp

LED GU10 4.3W 40°
2700K 245lm EEL=A+
5kWh/1000h
Item no. 551252 |



Valeto GU10 5.3W
2700K 385lm EEL=A+
6kWh/1000h
Item no. 420060 |



Variant	Item no.
GU10 QPAR51 ■ black gloss	143990
GU10 QPAR51 ■ white gloss	143991

TONGA
E14

E - A++



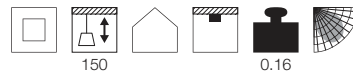
- Elegant look for modern rooms
- Ceramic shade

Product available in this colour

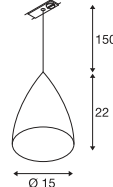


Product details

230V ~50Hz
Material: Ceramic white



Line drawing



Lamp details

60W max.
Ø: 5 cm max. L: 13 cm max.
optional: LED TC(...)SE QC35

Recommended LED lamp

LED E14 4W
2700K 250lm EEL=A+
3kWh/1000h
Item no. 560222 |



Variant	Item no.
E14 C35 <input type="checkbox"/> White/silver-grey adapter	143594

ENOLA_B
QPAR51

E - A++



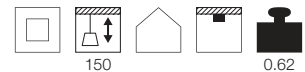
- Designer luminaire for modern rooms

Products available in these colours and variants

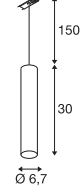


Product details

230V ~50Hz
Material: Aluminium/steel



Line drawing



Lamp details

50W max.
optional: LED

Recommended LED lamp

LED GU10 4.3W 40°
2700K 245lm EEL=A+
5kWh/1000h
Item no. 551252 |



Valeto GU10 5.3W
2700K-6500K 385lm EEL=A+
6kWh/1000h
Item no. 420061 |



Variant	Item no.
GU10 QPAR51 ■ black	143960
GU10 QPAR51 □ white	143961
GU10 QPAR51 ■ brass	143963
GU10 QPAR51 ■ silver-grey/black	143964

FORCHINI M
E27

E - A++



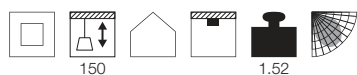
- Sophisticated, spacious design for modern rooms

Products available in these colours and variants

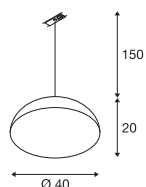


Product details

230V ~50Hz
Material: Steel/aluminium



Line drawing



Note

Pendant luminaire adapter colour
silver-grey [143930] / white [143931] /
black [143932]

Lamp details

40W max.
Ø: 6.8 cm max. L: 15.2 cm max.
optional: LED TC(...)SE QA60

Recommended LED lamp

LED E27 7W G95
2700K 806lm EEL=A+
7kWh/1000h
Item no. 1001035 |



Valeto E27 9.6W
2700K-6500K 900lm EEL=A+
10kWh/1000h
Item no. 420051 |



Variant	Item no.
E27 A60 ■ black/gold	143930
E27 A60 ■ white/gold	143931
E27 A60 ■ black/gold	143932

143930 412





144003 413

WAVE PENDANT

A - A++

LED
INSIDE

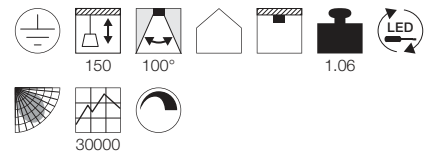
- Unusual design for modern rooms
- Adjustable pendant length
- Premium LED

Products available in
these colours and variants

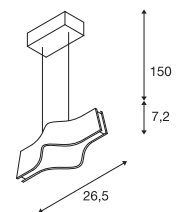


Product details

220-240V ~50/60Hz sec. 500mA
 Total consumption: 12W
 Material: Aluminium/plastic
 Dimmable: Triac C, Triac L



Line drawing



Variant	Item no.
800lm 3000K CRI80 ■ black	144000
980lm 3000K CRI80 □ white	144001
870lm 3000K CRI80 ■ brass	144003
960lm 3000K CRI80 ■ aluminium/white	144006

LIGHT EYE 150
QPAR111

E - A++



• Modern eyecatcher for the room

Products available in these colours and variants

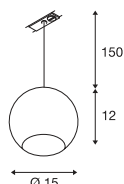


Product details

230V ~50Hz
Material: Steel



Line drawing



Recommended accessories Item no.

■ Ceiling hook	132670
■ Ceiling hook	132671
■ Ceiling hook	132672
■ Cable clamp	132680
■ Cable clamp	132681
■ Cable clamp	132682

Lamp details

75W max.
optional: LED

Recommended Valetto

Valetto GU10 9.5W
2700K-6000K 830lm EEL=A+
10kWh/1000h
Item no. 1000756 |



Variant	Item no.
GU10 QPAR111	
■ black/chrome	1000713
GU10 QPAR111	
■ chrome	143620
GU10 QPAR111	
■ white/chrome	143621
GU10 QPAR111	
■ brass	143623
GU10 QPAR111	
■ copper	143629





143623 414

LIGHT EYE 90 QPAR51

E - A++



- Modern eyecatcher for the room

Products available in these colours and variants



Product details

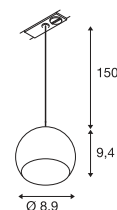
230V ~50Hz
Material: Steel



150

0.27

Line drawing



Recommended accessories Item no.

Deco ring Ø 5.7	151040
Deco ring Ø 5.7	151041
Deco ring Ø 5.7	151049
Ceiling hook	132670
Ceiling hook	132671
Ceiling hook	132672
Cable clamp	132680
Cable clamp	132681
Cable clamp	132682

Lamp details

5W max.

Recommended lamp LED

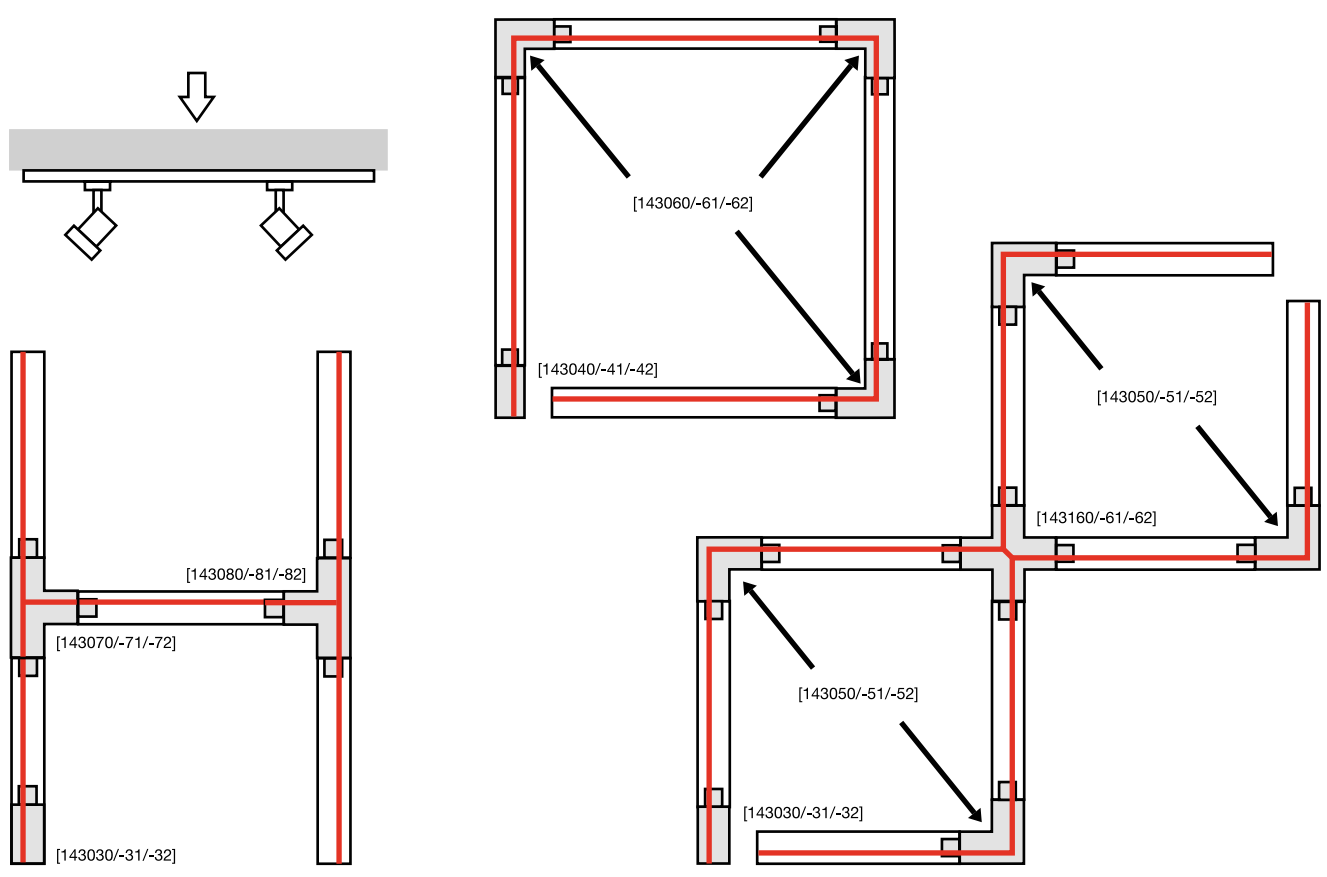
LED GU10 4.3W 40°
3000K 245lm EEL=A+
5kWh/1000h
Item no. 551253 |




Variant	Item no.
GU10 QPAR51	
black/chrome	144020
GU10 QPAR51	
white/chrome	144021
GU10 QPAR51	
brass	144023
GU10 QPAR51	
copper	144029



PLANNING AID



1000765 402





ACCESSORY 1-CIRCUIT RECESSED TRACK ACCESSORIES

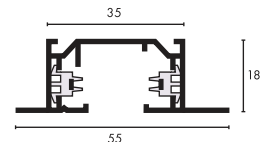


Recessed track

1-CIRCUIT RECESSED TRACK

 	
Prim. voltage	230V ~50Hz
Max. perm. current	16A
Material	Aluminium
Colour	white
Length	200 cm
Width	5.5 cm
Height	1.8 cm
Inst. W	4 cm
Weight	1.16 kg
Item no.	143221

Note For installation in suspended ceilings please use retaining bracket 143230. In this case the installation depth is 4 cm!

**Ceiling suspension**

Steel
Required for reinforcement when installing multiple tracks. Long connector including stabiliser, item no. 143271. Optional for reinforcement with corner installation. Corner connector stabiliser, long item no. 143152. Steel cable 3 m | max. mechanical load 200N
1 pc.



Variant	Item no.
<input type="checkbox"/> white	143141

Corner connector

16A max.
Plastic
With feed-in capability
L: 11.2 cm W: 11.2 cm H: 2 cm
External earth electrode
1 pc.



Variant	Item no.
<input type="checkbox"/> white	143251

Cover

Plastic
L: 100 cm W: 1.8 cm
1 pc.



Variant	Item no.
<input type="checkbox"/> white	143291

Mounting bracket

Steel
L: 7.5 cm W: 1.5 cm H: 4 cm
Required for reinforcement when installing multiple tracks. Long connector including stabiliser, item no. 143271. Optional for reinforcement with corner installation. Corner connector stabiliser, long item no. 143152. 1 pc.



Variant	Item no.
<input checked="" type="checkbox"/> Matt nickel	143230

Corner connector

16A max.
Plastic
With feed-in capability
L: 11.2 cm W: 11.2 cm H: 2 cm
Internal earth
1 pc.



Variant	Item no.
<input type="checkbox"/> white	143261

Corner connector stabiliser

Steel
L: 11.5 cm W: 11.5 cm H: 0.5 cm
For reinforcement when mounting several tracks with ceiling suspension (143140/-1/-2)
1 pc.



Variant	Item no.
<input checked="" type="checkbox"/> Matt nickel	143152

Feed-in

16A max.
Plastic
L: 10.8 cm W: 5.5 cm H: 2 cm
earth electrode, left-hand side
1 pc.



Variant	Item no.
<input type="checkbox"/> white	143231

Long connector

Plastic/steel
L: 6.5 cm W: 1.8 cm H: 1.7 cm
The connector is installed in the track, the stabiliser is on the rear side of the track.
1 pc.



Variant	Item no.
<input type="checkbox"/> white	143271

1 circ. adapter

6A max.
Plastic PC
L: 8.2 cm W: 3.5 cm H: 7.4 cm
For pendants which have an additional mechanical suspension. Maximum mechanical load 20N.
1 pc.



Variant	Item no.
<input checked="" type="checkbox"/> black	143170
<input type="checkbox"/> white	143171
<input checked="" type="checkbox"/> silver-grey	143172

Feed-in

16A max.
Plastic
L: 10.8 cm W: 5.5 cm H: 2 cm
Earth electrode, right-hand side
1 pc.



Variant	Item no.
<input type="checkbox"/> white	143241

End cap

Plastic
L: 2.7 cm W: 5.5 cm H: 1.8 cm
2 pc.



Variant	Item no.
<input type="checkbox"/> white	143281

1 circ. pendant lamp adapter

6A max.
Plastic PC
L: 8.2 cm W: 3.5 cm H: 4.2 cm
Maximum mechanical load 20N
1 pc.



Variant	Item no.
<input checked="" type="checkbox"/> black	143120
<input type="checkbox"/> white	143121
<input checked="" type="checkbox"/> silver-grey	143124

1-CIRCUIT SURFACE MOUNTED TRACK ACCESSORIES



240V track

1-CIRCUIT SURFACE MOUNTED TRACK

1-CIRCUIT SURFACE MOUNTED TRACK

1-CIRCUIT SURFACE MOUNTED TRACK

Prim. voltage	230V ~50Hz	230V ~50Hz	230V ~50Hz
Max. perm. current	16A	16A	16A
Material	Aluminium	Aluminium	Aluminium
Colour	matt black	white	silver-grey
Length	100 cm	100 cm	100 cm
Width	3.5 cm	3.5 cm	3.5 cm
Height	1.8 cm	1.8 cm	1.8 cm
Weight	0.67 kg	0.67 kg	0.67 kg
Item no.	143010	143011	143012



240V track

1-CIRCUIT SURFACE MOUNTED TRACK

1-CIRCUIT SURFACE MOUNTED TRACK

1-CIRCUIT SURFACE MOUNTED TRACK

Prim. voltage	230V ~50Hz	230V ~50Hz	230V ~50Hz
Max. perm. current	16A	16A	16A
Material	Aluminium	Aluminium	Aluminium
Colour	matt black	white	silver-grey
Length	200 cm	200 cm	200 cm
Width	3.5 cm	3.5 cm	3.5 cm
Height	1.8 cm	1.8 cm	1.8 cm
Weight	1.34 kg	1.34 kg	1.34 kg
Item no.	143020	143021	143022



1-CIRCUIT SURFACE MOUNTED TRACK ACCESSORIES

Feed-in


16A max.
Plastic PC
L: 10.4 cm W: 3.5 cm H: 1.8 cm
earth electrode, left-hand side
1 pc.



Variant	Item no.
■ black	143030
□ white	143031
■ silver-grey	143032

Feed-in


16A max.
Plastic PC
L: 10.4 cm W: 3.5 cm H: 1.8 cm
Earth electrode, right-hand side
1 pc.



Variant	Item no.
■ black	143040
□ white	143041
■ silver-grey	143042

Corner connector


16A max.
Plastic PC
With feed-in capability
L: 10.4 cm W: 10.4 cm H: 1.8 cm
External earth electrode
1 pc.



Variant	Item no.
■ black	143050
□ white	143051
■ silver-grey	143052

Corner connector


16A max.
Plastic PC
With feed-in capability
L: 10.4 cm W: 10.4 cm H: 1.8 cm
Internal earth
1 pc.



Variant	Item no.
■ black	143060
□ white	143061
■ silver-grey	143062

Long connector


16A max.
Plastic PC
L: 6.4 cm W: 3.5 cm H: 1.8 cm
1 pc.



Variant	Item no.
■ black	143090
□ white	143091
■ silver	143092

Long connector


16A max.
Plastic PC
With feed-in capability
L: 17.2 cm W: 3.5 cm H: 1.8 cm
1 pc.



Variant	Item no.
■ black	143100
□ white	143101
■ silver-grey	143102

T-connector


16A max.
Plastic PC
With feed-in capability
L: 17.2 cm W: 10.4 cm H: 1.8 cm
earth electrode, left-hand side
1 pc.



Variant	Item no.
■ black	143070
□ white	143071
■ silver-grey	143072

T-connector


16A max.
Plastic PC
With feed-in capability
L: 17.2 cm W: 10.4 cm H: 1.8 cm
Earth electrode, right-hand side
1 pc.



Variant	Item no.
■ black	143080
□ white	143081
■ silver-grey	143082

Flexible connector


16A max.
Plastic PC
With feed-in capability
L: 16.4 cm W: 3.5 cm H: 1.8 cm
1 pc.



Variant	Item no.
■ black	143110
□ white	143111
■ silver-grey	143112

End cap


Plastic PC
L: 0.4 cm W: 3.5 cm H: 1.8 cm
2 pc.



Variant	Item no.
■ black	143130
□ white	143131
■ silver	143132

Ceiling suspension


Steel
Steel cable 3 m | max. mechanical load 200N
1 pc.



Variant	Item no.
■ black	143140
□ white	143141
■ silver	143142

X-connector


16A max.
Plastic PC
With feed-in capability
L: 9.5 cm W: 17.2 cm H: 1.8 cm
1 pc.



Variant	Item no.
■ black	143160
□ white	143161
■ silver	143162

X-connector stabiliser


Steel
L: 19.7 cm W: 19.7 cm H: 0.5 cm
For reinforcement when mounting several tracks with ceiling suspension (143140/-1/-2).
1 pc.



Variant	Item no.
■ galvanised	143169

Long connector stabiliser


Steel
L: 19.7 cm W: 3.2 cm H: 1.3 cm
For reinforcement when mounting several tracks with ceiling suspension (143141/2)
1 pc.



Variant	Item no.
■ Matt nickel	143151

Ceiling plate


6A max.
Plastic PC
Ø: 12.1 cm H: 2.5 cm
1 pc.



Variant	Item no.
■ black	143380
□ white	143381
■ silver	143382

1 circ. adapter


6A max.
Plastic PC
L: 8.2 cm W: 3.5 cm H: 7.4 cm
For pendants which have an additional mechanical suspension. Maximum mechanical load 20N. 1 pc.



Variant	Item no.
■ black	143170
□ white	143171
■ silver-grey	143172

1 circ. pendant lamp adapter

6A max.
Plastic PC
L: 8.2 cm W: 3.5 cm H: 4.2 cm
Maximum mechanical load 20N 1 pc.




Variant	Item no.
■ black	143120
□ white	143121
■ silver-grey	143124

SNAPPY AND CHIC.

THE DECORATIVE EASYTEC® II HIGH-VOLTAGE TRACK SYSTEM.

You can create an individual light atmosphere in just a few steps with the decorative track system. The aluminium carrier tracks are available in different colours, and can therefore be ideally attuned to your room environment.





185450 424



185592 431





185590 431

240V TRACK EASYTEC® II



**BIMA
QPAR51**

E - A++



- Simple cylinder for versatile integration

Products available in these colours and variants

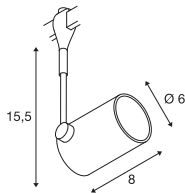


Product details

230V ~50Hz
Material: Aluminium



Line drawing



Lamp details

50W max.
Ø: 5.1 cm max. L: 5.7 cm max.
optional: LED

Recommended LED lamp

LED GU10 4.3W 40°
2700K 245lm EEL=A+
5kWh/1000h
Item no. 551252 |



Valeto GU10 5.3W
2700K 385lm EEL=A+
6kWh/1000h
Item no. 420060 |



Variant	Item no.
GU10 QPAR51	
■ black	184450
GU10 QPAR51	
□ white	184451
GU10 QPAR51	
■ chrome / black	185450
GU10 QPAR51	
■ silver-grey	184452

**BIMA
QPAR51**

E - A++



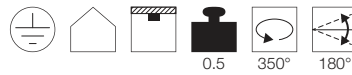
- Simple cylinder for versatile integration
- Lamp heads can be rotated in opposite directions

Products available in these colours and variants

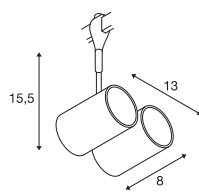


Product details

230V ~50Hz
Material: Aluminium



Line drawing



Lamp details

2x 50W max.
Ø: 5.1 cm max. L: 5.7 cm max.
optional: LED

Recommended LED lamp

LED GU10 4.3W 40°
2700K 245lm EEL=A+
5kWh/1000h
Item no. 551252 |



Valeto GU10 5.3W
2700K 385lm EEL=A+
6kWh/1000h
Item no. 420060 |



Variant	Item no.
GU10 QPAR51	
■ black	184440
GU10 QPAR51	
□ white	184441
GU10 QPAR51	
■ chrome / black	185440



185450 424



KANO

E - A++



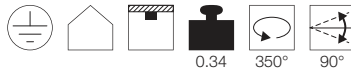
- Unusual design for modern rooms

Product available in this colour

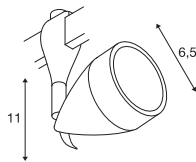


Product details

230V ~50Hz
Material: Aluminium/glass



Line drawing



Lamp details

50W max.
Ø: 5.1 cm max. L: 5.7 cm max.
optional: LED

Recommended LED lamp

LED GU10 4.3W 40°
2700K 245lm EEL=A+
5kWh/1000h
Item no. 551252 |



Valeto GU10 5.3W
2700K-6500K 385lm EEL=A+
6kWh/1000h
Item no. 420061 |



Variant	Item no.
GU10 QPAR51	
■ silver-grey	184071

**ANILA
QPAR51**

E - A++



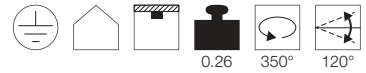
- Subtle design for wide range of furnishing styles

Product available in these colours

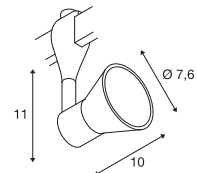


Product details

230V ~50Hz
Material: Aluminium/glass



Line drawing



Lamp details

50W max.
Ø: 5.1 cm max. L: 5.7 cm max.
optional: LED

Recommended LED lamp

LED GU10 4.3W 40°
2700K 245lm EEL=A+
5kWh/1000h
Item no. 551252 |



Valeto GU10 5.3W
2700K 385lm EEL=A+
6kWh/1000h
Item no. 420060 |



Variant	Item no.
GU10 QPAR51	
■ black	184630
□ white	184631
■ chrome	185632
■ silver-grey	184634

SIENA

E - A++



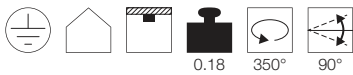
- Modern, adaptable design

Product available in these colours

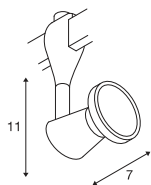


Product details

230V ~50Hz
Material: Aluminium



Line drawing



Note

Decorative ring, QPAR51, incl.

Lamp details

75W max.
optional: LED

Recommended LED lamp

LED GU10 4.3W 40°
2700K 245lm EEL=A+
5kWh/1000h
Item no. 551252 |



Valeto GU10 5.3W
2700K-6500K 385lm EEL=A+
6kWh/1000h
Item no. 420061 |



Variant	Item no.
GU10 QPAR51	
■ black	184090
GU10 QPAR51	
□ white	184091





185692 427

LIGHT EYE 90
QPAR51

E - A++



- Conservative design

Products available in these colours and variants

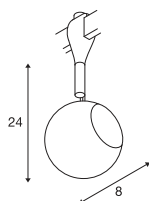


Product details

230V ~50Hz
Material: Steel



Line drawing



Lamp details

50W max.
Ø: 5.1 cm max. L: 5.7 cm max.
optional: LED

Recommended LED lamp

LED GU10 4.3W 40°
2700K 245lm EEL=A+
5kWh/1000h
Item no. 551252 |

Valetto GU10 5.3W
2700K-6500K 385lm EEL=A+
6kWh/1000h
Item no. 420061 |



Variant	Item no.
GU10 QPAR51	
■ black	184690
GU10 QPAR51	
□ white	184691
GU10 QPAR51	
■ chrome	185692

LIGHT EYE 150
QPAR111

E - A++



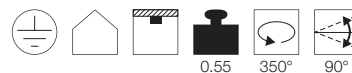
- Unusual design for modern rooms

Products available in these colours and variants

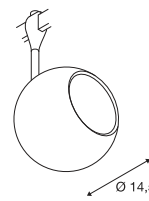


Product details

230V ~50Hz
Material: Steel



Line drawing



Lamp details

75W max.
optional: LED

Recommended LED lamp

LED GU10 15.5W 30°
2700K 680lm EEL=A+
6kWh/1000h
Item no. 570672 |

Valetto GU10 9.5W
2700K-6000K 830lm EEL=A+
10kWh/1000h
Item no. 1000756 |



Variant	Item no.
GU10 QPAR111	
■ black	184580
GU10 QPAR111	
□ white	184581
GU10 QPAR111	
■ chrome	185582
GU10 QPAR111	
■ chrome / black	185580



185692 427


YOKI
QPAR111

E - A++



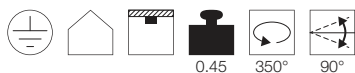
- Reduced, functional look

Products available in these colours and variants

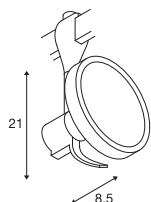


Product details

230V ~50Hz
Material: Aluminium



Line drawing



Lamp details

75W max.
optional: LED

Recommended LED lamp

LED GU10 6.5W 38°
2700K 390lm EEL=A+
7kWh/1000h
Item no. 551882 |



Valeto GU10 9.5W
2700K-6000K 830lm EEL=A+
10kWh/1000h
Item no. 1000756 |



Variant	Item no.
GU10 QPAR111	
■ black	184620
GU10 QPAR111	
□ white	184621
GU10 QPAR111	
■ chrome	185622
GU10 QPAR111	
■ silver-grey	184624


GX53
TCR-TSE

B - A++



- Reduced, functional look

Product available in these colours

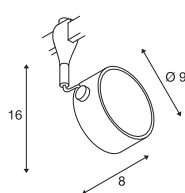


Product details

230V ~50Hz
Material: Steel



Line drawing



Lamp details

13W max.
optional: LED

Recommended LED lamp

LED GX53 3W 120°
3000K 250lm EEL=A++
3kWh/1000h
Item no. 551372 |



Variant	Item no.
GX53 TCR-TSE	
■ black	184740
GX53 TCR-TSE	
□ white	184741



184624

428



HELIA 50

A - A++



NEW

LED
INSIDE

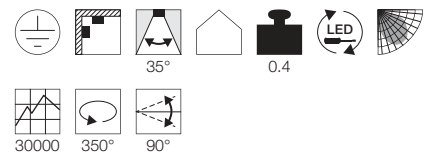
- Sleek design for modern lighting concepts
- Premium LED

Products available in these colours and variants



Product details

100-240V ~50/60Hz sec. 500mA
 Total consumption: 11W
 Material: Aluminium
 Product dimensions:
 Ø: 5.5 cm L: 14 cm H: 17 cm



Variant	Item no.
750lm 3000K CRI>90 ■ black	184560
750lm 3000K CRI>90 □ white	184561



185590 431



184531 431

LIGHT EYE 150
QPAR111

E - A++



- Simple design for modern furnishing

Products available in these colours and variants

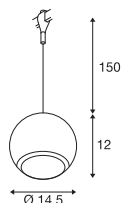


Product details

230V ~50Hz
Material: Steel



Line drawing



Lamp details

75W max.
optional: LED

Recommended LED lamp

LED GU10 15.5W 30°
2700K 680lm EEL=A
6kWh/1000h
Item no. 570672 |

Valetto GU10 9.5W
2700K-6000K 830lm EEL=A+
10kWh/1000h
Item no. 1000756 |



Variant	Item no.
GU10 QPAR111	
■ black	184590
GU10 QPAR111	
□ white	184591
GU10 QPAR111	
■ chrome / black	185590
GU10 QPAR111	
■ chrome	185592

TONGA
E14

E - A++

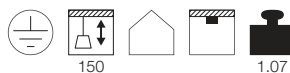


Products available in these colours and variants

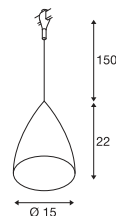


Product details

230V ~50Hz
Material: Ceramic white



Line drawing



Lamp details

60W max.
Ø: 5 cm max. L: 13 cm max.
optional: LED TC(...)SE QC35

Recommended LED lamp

LED E14 4W
2700K 250lm EEL=A+
4kWh/1000h
Item no. 560222 |



Variant	Item no.
E14 C35	
■ black	184530
E14 C35	
□ white	184531
E14 C35	
■ silver-grey	184534



184020 433

185012 433

184440 424

184450 424







185692 427

185020 433

185590 431

ACCESSORIES EASYTEC® II

Track

	EASYTEC® II Track 2 m, incl. end caps	EASYTEC® II Track 2 m, incl. end caps	EASYTEC® II Track 2 m, incl. end caps	EASYTEC® II Track 2 m, incl. end caps
				
Prim. voltage	230V ~50Hz	230V ~50Hz	230V ~50Hz	230V ~50Hz
Max. perm. current	16A	16A	16A	16A
Feed-in capability	incl.	incl.	incl.	incl.
Material	Aluminium	Aluminium	Aluminium	Aluminium
Colour	black	black/chrome	white	silver-grey
Length	200 cm	200 cm	200 cm	200cm
Height	3 cm	3 cm	3 cm	3 cm
Width	1 cm	1 cm	1 cm	1 cm
Weight	1 kg	1 kg	1 kg	1 kg
Item no.	184020	185020	184021	184022

Feed-in

16A max.
Aluminium/glass
L: 7.5 cm W: 7.5 cm H: 6 cm
Cable length: 45 cm
1 pc.



Variant	Item no.
■ black	184004
□ white	184001
■ chrome	185002
■ silver-grey	184002

Flexible ceiling suspension

Aluminium
L: 18-26 cm
1 pc.



Variant	Item no.
■ black	184060
□ white	184061
■ chrome	185062
■ silver-grey	184062

Ceiling suspension

Aluminium
L: 10 cm
1 pc.



Variant	Item no.
■ black	184040
□ white	184041
■ chrome	185042
■ silver-grey	184042

Shortbox

16A max.
Aluminium/steel
W: 22 cm H: 10.5 cm D: 6 cm
1 pc.



Variant	Item no.
■ black	184010
□ white	184011
■ black/chrome	185012
■ silver-grey	184012

End cap

Plastic
2 pc.



Variant	Item no.
■ black	184140
□ white	184141
■ chrome	185142
■ silver-grey	184142

Flexible ceiling bracket


Aluminium
L: 23-31 cm
1 pc.



Variant	Item no.
■ silver-grey	184332
■ black	184330
□ white	184331

Long connector, electric

16A max.
Aluminium
1 pc.



Variant	Item no.
■ black	184030
□ white	184031
■ chrome	185032
■ silver-grey	184032

Insulating connector

Aluminium
1 pc.



Variant	Item no.
■ black	184170
□ white	184171
■ chrome	185172
■ silver-grey	184172

Bending machine

For radii >25cm
1 pc.



Variant	Item no.
■ silver-grey	184000

Flexible connector

16A max.
TBD
L: 21.5 cm W: 3 cm H: 4 cm
1 pc.



Variant	Item no.
■ black	184300
□ white	184301
■ chrome	185302
■ silver-grey	184302

Easytec II Pendant adapter

3A max.
Aluminium/plastic
L: 13 cm
Maximum mechanical load 7N
Pendants for safety class 2. 1 pc.



Variant	Item no.
■ black	184290
□ white	184291
■ chrome	185294
■ silver-grey	184292

PROFESSIONAL IMPRESSION.

3-CIRCUIT HIGH-VOLTAGE TRACKS FOR NEW LIGHT EMPHASIS.

Well thought-out lighting is essential, particularly in locations where there is a lot to see. 3-circuit high-voltage tracks are ideal for shops and trade fair stands. They provide perfect lighting and put products and exhibits in the right light.






152800

451

153600 470





1000656 471

240V TRACK, 3-CIRCUIT

0438	0439	0440	0441	0441	0442	0443	0444
0444	0445	0447	0447	0447	0448	0448	0449
0450	0451	0451	0452	0453	0454	0455	0456
0456	0457	0458	0458	0459	0459	0459	0460
0461	0462	0463	0463	0464	0465	0466	0467
0469	0470	0471					

AVO
QPAR51

E - A++



- Subtle design for wide range of furnishing styles

Products available in these colours and variants

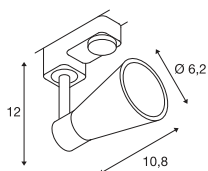


Product details

230V ~50/60Hz
Material: Steel



Line drawing



Lamp details

50W max.
Ø: 5 cm max.
optional: LED

Recommended LED lamp

LED GU10 4.3W 40°
2700K 245lm EEL=A+
5kWh/1000h
Item no. 551252 |



Valeto GU10 5.3W
2700K 385lm EEL=A+
6kWh/1000h
Item no. 420060 |



Variant	Item no.
GU10 QPAR51 ■ black	152640
GU10 QPAR51 □ white	152641
GU10 QPAR51 ■ silver	152644





153561 439

PURI
QPAR51

E - A++



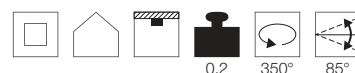
- Reduced, functional look

Products available in these colours and variants

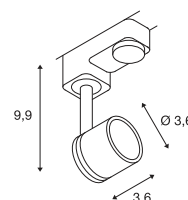


Product details

230V ~50Hz
 Material: Aluminium/plastic PC



Line drawing



Note

Deco ring incl.

Lamp details

50W max.
 Ø: 11 cm max. L: 7.8 cm max.

Recommended lamp LED


LED GU10 6.5W 36°
 3000K 520lm EEL=A+
 7kWh/1000h
 Item no. 551273 |



Valeto GU10 5.3W
 2700K-6500K 385lm EEL=A+
 6kWh/1000h
 Item no. 420061 |



Variant	Item no.
GU10 QPAR51	
■ matt black	153560
□ white	153561
■ silver-grey	153564



SPOT
E27

D - A+



- Extremely stable joint for heavy lamps
- Reduced, functional look

Product available in these colours

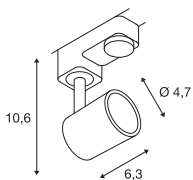


Product details

230V ~50Hz
Material: Aluminium



Line drawing



Lamp details

75W max.
optional: LED QPAR20 QPAR30

Recommended lamp LED

LED E27 11.5W 38°
3000K 760lm EEL=A+
12kWh/1000h
3 step dimming
Item no. 551933 |



Variant	Item no.
E27 A60	
■ black	152200
E27 A60	
□ white	152201
E27 A60	
■ silver-grey	152204

152201 440





**BIMA
QPAR51**

E - A++



- Simple cylinder for versatile integration

Products available in these colours and variants

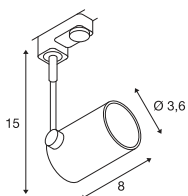


Product details

230V ~50Hz
Material: Aluminium



Line drawing



Lamp details

50W max.
Ø: 5 cm max. L: 5.7 cm max.
optional: LED

Recommended LED lamp

LED GU10 4.3W 40°
3000K 375lm EEL=A++
5kWh/1000h
Item no. 560143 |



Valetto GU10 5.3W
2700K-6500K 385lm EEL=A+
6kWh/1000h
Item no. 420061 |



Variant	Item no.
GU10 QPAR51	
■ matt black	152240
GU10 QPAR51	
□ matt white	152241
GU10 QPAR51	
■ silver-grey	152242

**BIMA
QPAR51**

E - A++



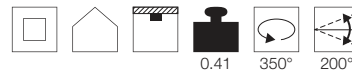
- Double cylinder for comprehensive lighting
- Lamp heads can be rotated in opposite directions

Products available in these colours and variants

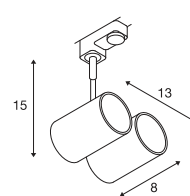


Product details

230V ~50Hz
Material: Aluminium



Line drawing



Lamp details

2x 50W max.
Ø: 5 cm max. L: 5.7 cm max.
optional: LED

Recommended LED lamp

LED GU10 4.3W 40°
3000K 375lm EEL=A++
5kWh/1000h
Item no. 560143 |



Valetto GU10 5.3W
2700K-6500K 385lm EEL=A+
6kWh/1000h
Item no. 420061 |



Variant	Item no.
GU10 QPAR51	
■ matt black	152230
GU10 QPAR51	
□ matt white	152231
GU10 QPAR51	
■ silver-grey	152232

EURO SPOT QPAR51

E - A++



- Mechanical look for modern rooms

Products available in these colours and variants

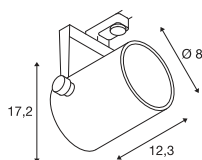


Product details

230V ~50Hz
Material: Aluminium/glass



Line drawing



Lamp details

25W max.
optional: LED

Recommended LED lamp

LED GU10 6.5W 36°
3000K 520lm EEL=A+
7kWh/1000h

Item no. 551273 |




Valeto GU10 5.3W
2700K-6500K 385lm EEL=A+
6kWh/1000h

Item no. 420061 |



Variant	Item no.
GU10 QPAR51	
■ black	153850
GU10 QPAR51	
□ white	153851
GU10 QPAR51	
■ silver	153854





153420 443

EURO SPOT
QPAR111

E - A++




- Mechanical look for modern rooms

Products available in
these colours and variants



0999



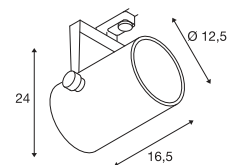
Product details

230V ~50Hz
Material: Aluminium



0.87 350° 100°

Line drawing



Lamp details

75W max.
optional: LED

Recommended LED lamp

LED GU10 10.5W 25°
2700K 850lm EEL=A+
11kWh/1000h
Item no. 560704 |



Valeto GU10 9.5W
2700K-6000K 830lm EEL=A+
10kWh/1000h
Item no. 1000756 |



153420 443

Variant	Item no.
GU10 QPAR111	
■ black	153420
GU10 QPAR111	
□ white	153421
GU10 QPAR111	
■ silver-grey	153424

EURO SPOT

A - A++



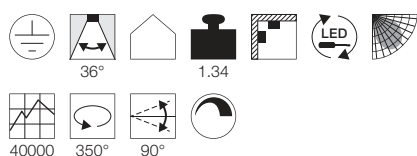
- Mechanical look for modern rooms

Products available in these colours and variants

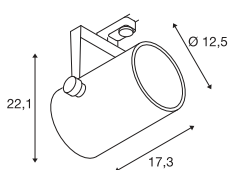


Product details

220-240V ~50/60Hz
Total consumption: 21W
Material: Aluminium
Dimmable: Triac C, Triac L



Line drawing



Variant	Item no.
1350lm 3000K CRI80 ■ black	153810
1350lm 3000K CRI80 □ white	153811
1350lm 3000K CRI80 ■ silver-grey	153814


EURO SPOT

A - A++



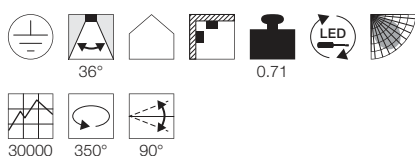
- Premium LED
- Mechanical look for modern rooms

Products available in these colours and variants

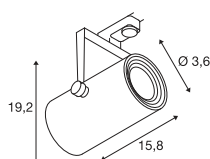


Product details

100-240V ~50/60Hz sec. 500mA
Total consumption: 12W
Material: Aluminium



Line drawing



Variant	Item no.
620lm 3000K CRI80 ■ black	153800
620lm 3000K CRI80 □ white	153801
620lm 3000K CRI80 ■ silver-grey	153804





153810 444



153810 444

ALTRA DICE QPAR51

E - A++



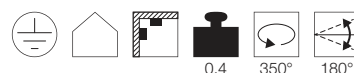
- Straight, modern design

Products available in these colours and variants

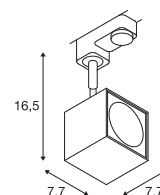


Product details

230V ~50Hz
Material: Aluminium



Line drawing



Lamp details

50W max.
Ø: 5 cm max. L: 5.7 cm max.
optional: LED

Recommended LED lamp

LED GU10 4.3W 40°
3000K 245lm EEL=A+
5kWh/1000h
Item no. 551253 |



Valeto GU10 5.3W
2700K 385lm EEL=A+
6kWh/1000h
Item no. 420060 |



Variant	Item no.
GU10 QPAR51 ■ black	152320
GU10 QPAR51 □ white	152321
GU10 QPAR51 ■ silver-grey/black	152324



153012 447

TEC 1
QR111

D - A+



- Modern, futuristic lighting design

Products available in these colours and variants

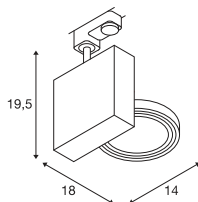


Product details

230V ~50Hz sec. 12V AC
Material: Aluminium



Line drawing



Lamp details

50W max.

Recommended lamp

G53 35W 24°
2900K 440lm EEL=B
38kWh/1000h
Item no. 545522 |



Variant	Item no.
G53 QR111 ■ silver-grey	153002

TEC 2
QR111

D - A+



- Modern, futuristic lighting design

Products available in these colours and variants

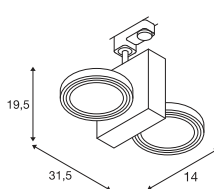


Product details

230V ~50Hz sec. 12V AC
Material: Aluminium



Line drawing



Lamp details

2x 50W max.

Recommended lamp

G53 35W 24°
2900K 440lm EEL=B
38kWh/1000h
Item no. 545522 |



Variant	Item no.
G53 QR111 ■ silver-grey	153012

TEC 4
QR111

D - A+



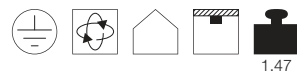
- Modern, futuristic lighting design

Products available in these colours and variants

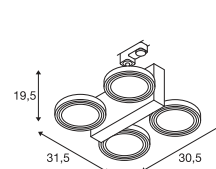


Product details

230V ~50Hz sec. 12V AC
Material: Aluminium



Line drawing



Lamp details

4x 50W max.

Recommended lamp

G53 35W 24°
2900K 440lm EEL=B
38kWh/1000h
Item no. 545522 |



Variant	Item no.
G53 QR111 ■ silver-grey	153022

KALU TRACK
QPAR111

E - A++



• Flat, wide-area design for perfect light

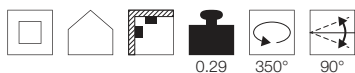
Products available in these colours and variants



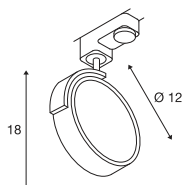
Product details

230V ~50Hz

Material: Aluminium/plastic



Line drawing



Lamp details

75W max.

optional: LED

Recommended LED lamp

LED GU10 6.5W 38°
2700K 390lm EEL=A+
7kWh/1000h

Item no. 551882 |



Valeto GU10 9.5W 40° white
2700K-6000K 830lm EEL=A+
10kWh/1000h

Item no. 1000756 |



Variant	Item no.
GU10 QPAR111	
■ black	152610
GU10 QPAR111	
□ white	152611
GU10 QPAR111	
■ silver-grey	152614



152610 448



KALU TRACK QR111

D - A+



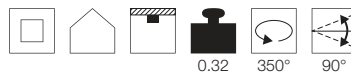
- Flat, wide-area design for perfect light

Products available in these colours and variants

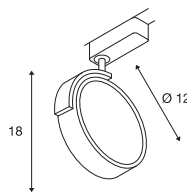


Product details

230V ~50Hz sec. 12V AC
Material: Aluminium/plastic



Line drawing



Lamp details

50W max.
optional: LED

Recommended LED lamp

LED G53 19.5W 30°
2700K 1070lm EEl=A
21kWh/1000h
Item no. 551402 |



Variant	Item no.
G53 QR111	
■ black	153580
G53 QR111	
□ white	153581
G53 QR111	
■ silver	153584

KALU TRACK

A - A++



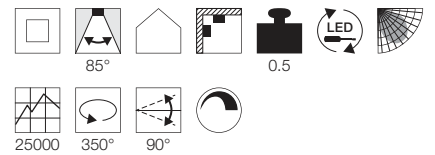
- Modern, flat design for focused lighting

Products available in these colours and variants

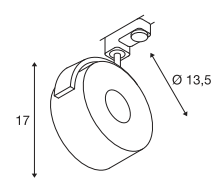


Product details

220-240V ~50/60Hz
Total consumption: 13W
Material: Aluminium
Dimmable: Triac C



Line drawing



Variant	Item no.
860lm 3000K CRI>80	
■ black	152600
860lm 3000K CRI>80	
□ white	152601
860lm 3000K CRI>80	
■ silver-grey	152604

SUPROS 78

A - A++



LED
INSIDE

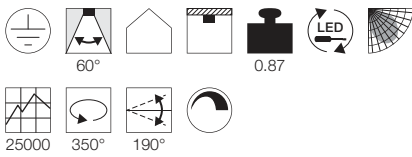
- Premium LED
- Accent lighting with modern look
- Replaceable lenses available as accessories

Products available in these colours and variants

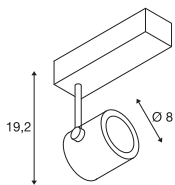


Product details

220-240V ~50/60Hz sec. 250mA
Total consumption: 12W
Material: Aluminium
Dimmable: Triac C, Triac L



Line drawing



Recommended accessories Item no.

Lens, 20°	116302
Lens, 40°	116304


Variant	Item no.
700lm 3000K CRI>80	
■ black	152660
700lm 3000K CRI>80	
□ white	152661



152800 451



1000680



SUPROS

A - A++



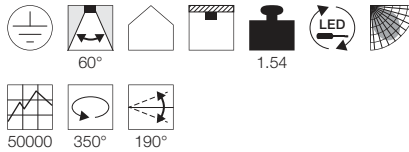
- Replaceable reflectors available as accessories
- Premium LED
- Accent lighting with modern look

Products available in these colours and variants

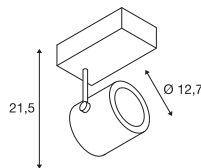


Product details

220-240V ~50/60Hz sec. 750mA
Total consumption: 34.8W
Material: Aluminium



Line drawing



Note

Other wattages, colour temperatures, higher colour rendering indexes and CrispWhite LED on request.

Recommended accessories Item no.

Reflector 20°	114102
Reflector 40°	114104

Variant	Item no.
2100lm 3000K CRI>80	
■ black	152620
2100lm 3000K CRI>80	
□ white	152621
2100lm 4000K CRI>80	
■ black	152680
2100lm 4000K CRI>80	
□ white	152681

SUPROS

A - A++



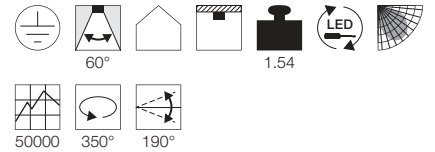
- Replaceable reflectors available as accessories
- Premium LED
- Accent lighting with modern look

Products available in these colours and variants

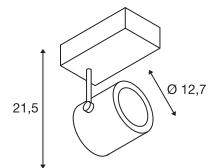


Product details

220-240V ~50/60Hz sec. 950mA
Total consumption: 37.5W
Material: Aluminium/glass



Line drawing




DEBASTO

A - A++



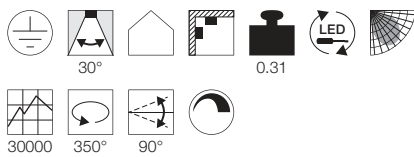
- Premium LED
- Simple design, extremely adaptable

Products available in these colours and variants

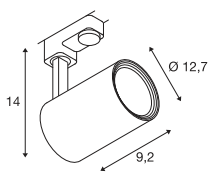


Product details

230V ~50Hz
 Total consumption: 8W
 Material: Aluminium
 Dimmable: Triac C



Line drawing



Variant	Item no.
360lm 3000K CRI80 ■ black	152950
360lm 3000K CRI80 □ white	152951
360lm 3000K CRI80 ■ silver-grey	152954

152951 452





152420 453

ENOLA_C

A - A++

LED
INSIDE

- Premium LED
- Simple design, extremely adaptable

Products available in
these colours and variants



0999



Product details

220-240V ~50/60Hz sec. 500mA
Total consumption: 11.2W
Material: Aluminium



0.68

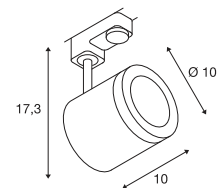
40000



350°

90°

Line drawing



Variant	Item no.
900lm 3000K CRI>80 35°	
■ black	152420
900lm 3000K CRI>80 35°	
□ white	152421
900lm 3000K CRI>80 35°	
■ silver-grey	152424
900lm 3000K CRI>80 55°	
■ black	152430
900lm 3000K CRI>80 55°	
□ white	152431
900lm 3000K CRI>80 55°	
■ silver-grey	152434

SPOT T

A - A++



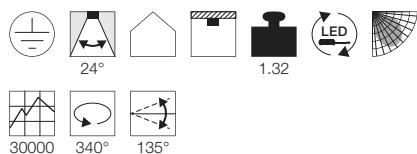
- Simple look for your accent lighting

Product available in these colours

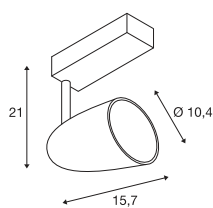


Product details

120-240V~50/60Hz sec. 900mA
 Total consumption: 38W
 Material: Aluminium/plastic



Line drawing



Variant	Item no.
2560lm 3000K CRI>90	
■ black	153250
2560lm 3000K CRI>90	
□ white	153251





153251 454

PROFUNO

A - A++


LED
 INSIDE

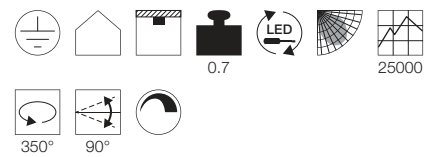
- Premium LED
- Straight design for modern rooms

Products available in
 these colours and variants

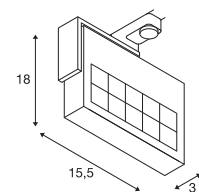


Product details

220-240V ~50/60Hz sec. 500mA
 Total consumption: 18W
 Material: Aluminium
 Dimmable: Triac C, Triac L



Line drawing



Variant	Item no.
1020lm 3000K CRI80 30° ■ black	152540
1020lm 3000K CRI80 30° □ white	152541
1020lm 3000K CRI80 30° ■ silver-grey	152544
960lm 3000K CRI80 50° ■ black	152550
960lm 3000K CRI80 50° □ white	152551
960lm 3000K CRI80 50° ■ silver-grey	152554

EURO CUBE

A - A++



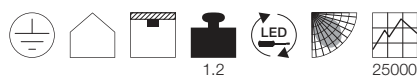
- Premium LED
- CRI90
- Modern light cube for unusual accents

Product available in these colours



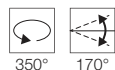
Product details

220-240V ~50/60Hz
Total consumption: 28.5W
Material: Aluminium

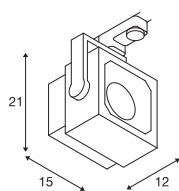


1.2

25000



Line drawing



EURO CUBE

A - A++



- Premium LED
- CRI90
- Modern light cube for unusual accents

Product available in these colours



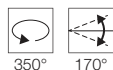
Product details

220-240V ~50/60Hz
Total consumption: 28.5W
Material: Aluminium

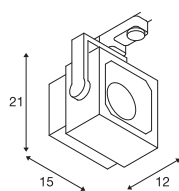


1.2

25000



Line drawing



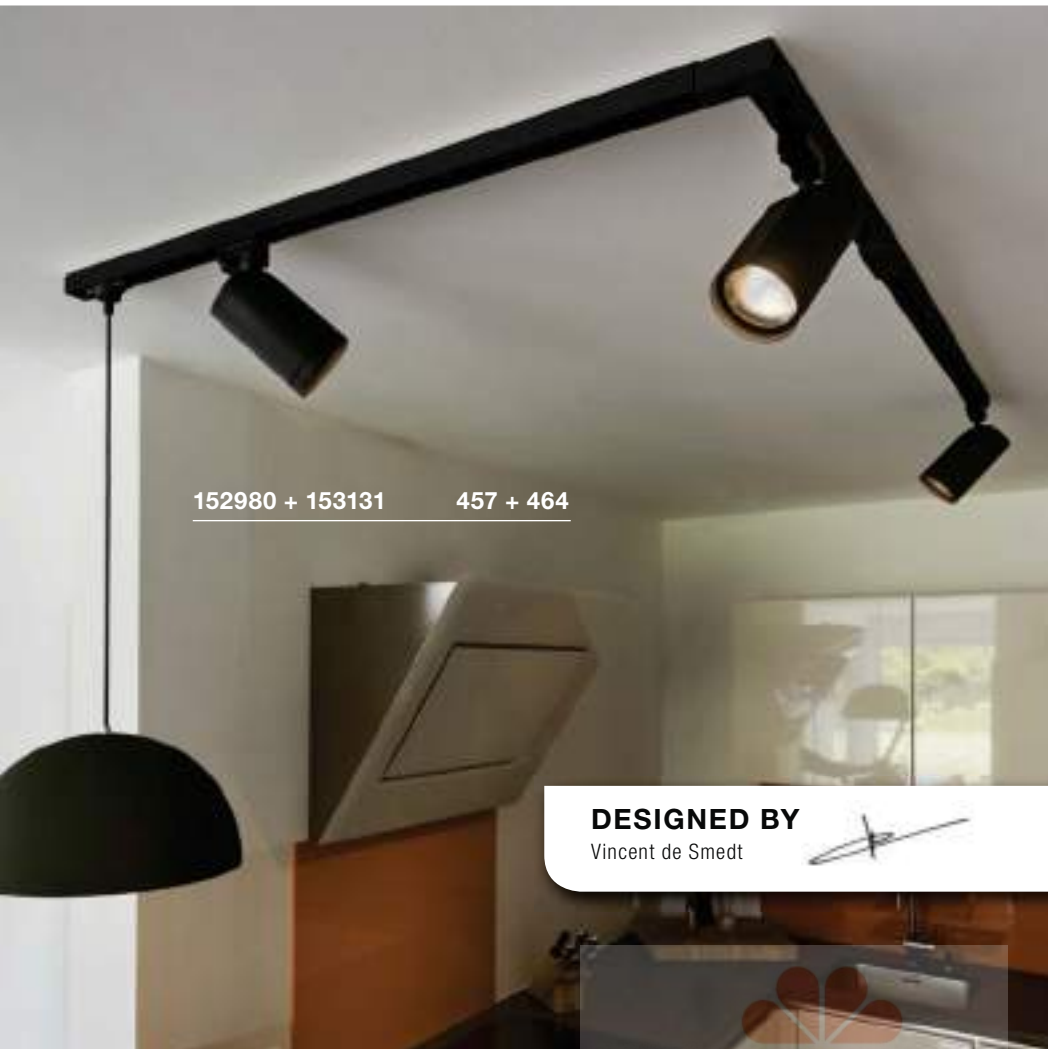
Variant	Item no.
2150lm 3000K CRI90 30° ■ black	152740
2150lm 3000K CRI90 30° □ white	152741
2150lm 3000K CRI90 30° ■ silver-grey	152744
2100lm 3000K CRI90 60° ■ black	152750
2100lm 3000K CRI90 60° □ white	152751
2100lm 3000K CRI90 60° ■ silver-grey	152754
1950lm 3000K CRI90 90° ■ black	152760
1950lm 3000K CRI90 90° □ white	152761
1950lm 3000K CRI90 90° ■ silver-grey	152764

Variant	Item no.
2200lm 4000K CRI90 30° ■ black	152770
2200lm 4000K CRI90 30° □ white	152771
2200lm 4000K CRI90 30° ■ silver-grey	152774
2150lm 4000K CRI90 60° ■ black	152780
2150lm 4000K CRI90 60° □ white	152781
2150lm 4000K CRI90 60° ■ silver-grey	152784
2050lm 4000K CRI90 90° ■ black	152790
2050lm 4000K CRI90 90° □ white	152791
2050lm 4000K CRI90 90° ■ silver-grey	152794





152770 456



152980 + 153131 457 + 464

DESIGNED BY
Vincent de Smedt



BILAS

A - A++



LED
INSIDE

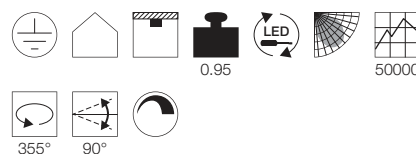
- 240V LED
- Simple design for maximum adaptability

Products available in these colours and variants

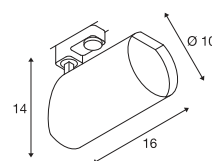


Product details

230V ~50/60Hz
Total consumption: 16W
Material: Aluminium/glass
Dimmable: Triac C, Triac L



Line drawing



Variant	Item no.
1000lm 2700K CRI80 60° ■ matt black	152980
1000lm 2700K CRI80 60° □ matt white	152981
1000lm 2700K CRI80 25° ■ matt black	152990
1000lm 2700K CRI80 25° □ matt white	152991

STRUCTEC

A - A++



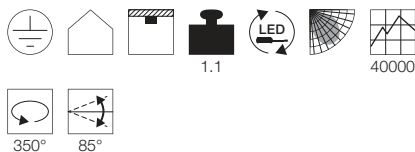
- Narrow design, versatile integration
- Premium LED

Products available in these colours and variants

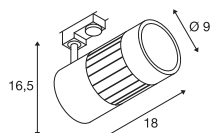


Product details

220-240V ~50/60Hz sec. 700mA
Total consumption: 29W
Material: Aluminium



Line drawing



STRUCTEC

A - A++



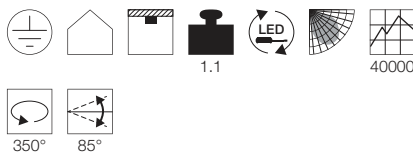
- Narrow design, versatile integration
- Premium LED

Products available in these colours and variants

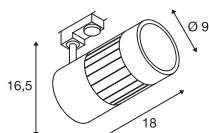


Product details

220-240V ~50/60Hz sec. 700mA
Total consumption: 29W
Material: Aluminium



Line drawing



176040 459

Variant	Item no.
2220lm 3000K CRI90 36°	
■ black	176000
2220lm 3000K CRI90 36°	
□ white	176001
2220lm 3000K CRI90 36°	
■ silver	176004
2360lm 3000K CRI90 60°	
■ black	176010
2360lm 3000K CRI90 60°	
□ white	176011
2360lm 3000K CRI90 60°	
■ silver	176014

Variant	Item no.
2520lm 4000K CRI90 36°	
■ black	176020
2520lm 4000K CRI90 36°	
□ white	176021
2520lm 4000K CRI90 36°	
■ silver	176024
2555lm 4000K CRI90 60°	
■ black	176030
2555lm 4000K CRI90 60°	
□ white	176031
2555lm 4000K CRI90 60°	
■ silver	176034

STRUCTEC

A - A++



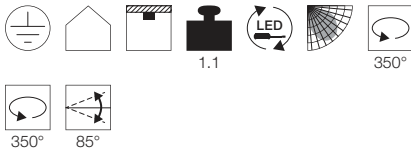
- Narrow design, versatile integration
- Premium LED

Products available in these colours and variants

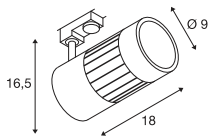


Product details

120-240V~50/60Hz sec. 900mA
Total consumption: 36W
Material: Aluminium



Line drawing



STRUCTEC

A - A++



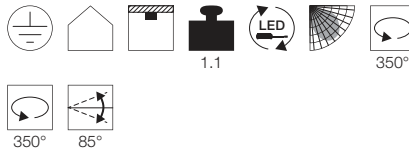
- Narrow design, versatile integration
- Premium LED

Products available in these colours and variants

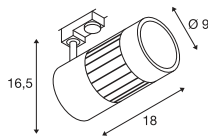


Product details

120-240V~50/60Hz sec. 900mA
Total consumption: 36W
Material: Aluminium



Line drawing



STRUCTEC

A - A++



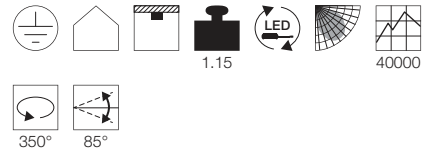
- High colour rendering characteristic R9/CRI>95
- Narrow design, versatile integration
- Premium LED

Products available in these colours and variants

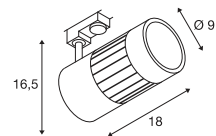


Product details

120-240V~50/60Hz sec. 900mA
Total consumption: 36W
Material: Aluminium



Line drawing



Variant	Item no.
2670lm 3000K CRI90 36°	
■ black	176040
2670lm 3000K CRI90 36°	
□ white	176041
2670lm 3000K CRI90 36°	
■ silver	176044
2920lm 3000K CRI90 60°	
■ black	176050
2920lm 3000K CRI90 60°	
□ white	176051
2920lm 3000K CRI90 60°	
■ silver	176054

Variant	Item no.
3190lm 4000K CRI90 36°	
■ black	176060
3190lm 4000K CRI90 36°	
□ white	176061
3190lm 4000K CRI90 36°	
■ silver	176064
3270lm 4000K CRI90 60°	
■ black	176070
3270lm 4000K CRI90 60°	
□ white	176071
3270lm 4000K CRI90 60°	
■ silver	176074

Variant	Item no.
2460lm 3000K CRI>95 36°	
■ black	176080
2460lm 3000K CRI>95 36°	
□ white	176081
2460lm 3000K CRI>95 36°	
■ silver	176084
2250lm 3000K CRI>95 60°	
■ black	176090
2250lm 3000K CRI>95 60°	
□ white	176091
2250lm 3000K CRI>95 60°	
■ silver	176094

DANCER

A - A++



LED
INSIDE

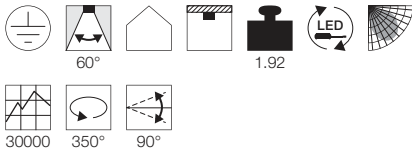
- High light current/CRI>90
- Premium LED
- Futuristic modern design for unusual rooms

Product available in these colours

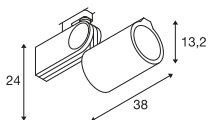


Product details

100-277V ~50/60Hz sec. 1300mA
Total consumption: 50W
Material: Aluminium/glass



Line drawing



Recommended accessories Item no.

Reflector 15°	152940
Reflector 60°	152941
Reflector 40°	152943

Variant	Item no.
3800lm 3000K CRI>90	
■ black	152920
4300lm 4000K CRI>90	
■ black	152930
3800lm 3000K CRI>90	
■ silver-grey/black	152924
4300lm 4000K CRI>90	
■ silver-grey/black	152934



152920 460



152630 461

PHELIA
QPAR51

E - A++



- Classic conical shape for perfect accents

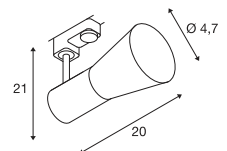
Products available in
these colours and variants


Product details

230V ~50/60Hz
Material: Aluminium/steel



0.5 350° 90°

Line drawing

Lamp details

35W max.
Ø: 5 cm max. L: 10.5 cm max.
optional: LED

Recommended LED lamp

LED GU10 6.5W 36°
3000K 520lm EEL=A+
7kWh/1000h
Item no. 551273 |



Valetto GU10 5.3W
2700K-6500K 385lm EEL=A+
6kWh/1000h
Item no. 420061 |



Variant	Item no.
GU10 QPAR51	
■ black	152630

PARA CONE 14
QPAR51

E - A++



1000709 463

- Simple design for wide range of furnishing styles

Product available in these colours



Product details

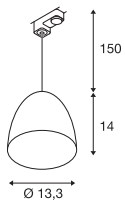
230V ~50Hz
Material: Steel



150

0.33

Line drawing



Lamp details

35W max.
optional: LED

Recommended LED lamp

LED GU10 4.3W 40°
2700K 245lm EEL=A+
5kWh/1000h
Item no. 551252 |



Valeto GU10 5.3W
2700K-6500K 385lm EEL=A+
6kWh/1000h
Item no. 420061 |



Variant	Item no.
GU10 QPAR51	
■ black gloss	153140
GU10 QPAR51	
□ white gloss	153141





153112 463

LIGHT EYE 150
QPAR111

E - A++



- Modern globe for unusual lighting concepts

Products available in these colours and variants

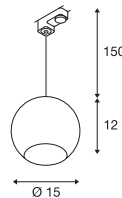


Product details

230V ~50Hz
Material: Steel



Line drawing



Lamp details

75W max.
optional: LED

Recommended LED lamp

LED GU10 17.5W 30°
2700K 880lm EEL=A
18kWh/1000h
Item no. 551642 |



Valeto GU10 9.5W
2700K-6000K 830lm EEL=A+
10kWh/1000h
Item no. 1000756 |



Variant	Item no.
GU10 QPAR111	
■ black/chrome	1000709
GU10 QPAR111	
□ white/chrome	1000710

LIGHT EYE 150
QPAR111

E - A++



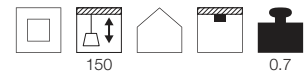
- Modern design for unusual rooms

Products available in these colours and variants

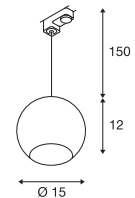


Product details

230V ~50Hz
Material: Steel



Line drawing



Lamp details

75W max.
optional: LED

Recommended LED lamp

LED GU10 17.5W 30°
2700K 880lm EEL=A
18kWh/1000h
Item no. 551642 |



Valeto GU10 9.5W
2700K-6000K 830lm EEL=A+
10kWh/1000h
Item no. 1000756 |



Variant	Item no.
GU10 QPAR111	
■ chrome	153112

FORCHINI M
E27

E - A++



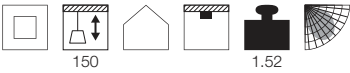
- Sophisticated, spacious design for modern rooms

Products available in these colours and variants

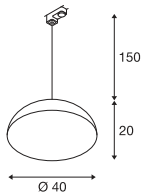


Product details

230V ~50Hz
Material: Steel/aluminium



Line drawing



Lamp details

40W max.
Ø: 6.8 cm max. L: 15.2 cm max.
optional: LED TC(...)SE QA60

Recommended LED lamp

LED E27 7W G95
2700K 806lm EEL=A+
7kWh/1000h
Item no. 1001035 |



Valeto E27 9.6W
2700K-6500K 900lm EEL=A+
10kWh/1000h
Item no. 420051 |



Variant	Item no.
E27 A60	
■ black/gold	153130
E27 A60	
■ white/gold	153131



153130 464



153614 465

SIGHT TRACK

A - A++



NEW

LED
INSIDE

- Premium LED
- Reduced design for professional use
- Wide-area illumination

 Products available in
 these colours and variants


1008



Product details

220-240V ~50/60Hz sec. 1050mA
 Total consumption: 35W
 Material: Aluminium/acrylic glass



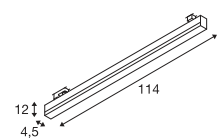
120°

2



30000

Line drawing



Variant	Item no.
3000lm 3000K CRI>80	
■ black	153610
3000lm 3000K CRI>80	
□ white	153611
3000lm 3000K CRI>80	
■ silver-grey	153614

LIGHT EYE 150
QPAR111

E - A++



- Modern globe for unusual lighting concepts
- Luminaire unit, rotates by 350° and swivels by 90°
- Premium LED

Products available in these colours and variants

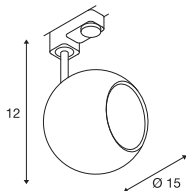


Product details

230V ~50Hz
Material: Steel



Line drawing



Lamp details

75W max.
optional: LED

Recommended LED lamp

LED GU10 17.5W 30°
2700K 880lm EEL=A
18kWh/1000h
Item no. 551642 |



Valeto GU10 9.5W
2700K-6000K 830lm EEL=A+
10kWh/1000h
Item no. 1000756 |



Variant	Item no.
GU10 QPAR111	
■ black/chrome	1000707
GU10 QPAR111	
■ white/chrome	1000708
GU10 QPAR111	
■ chrome	153102

1000707 466





152960 467

HELIA 50

A - A++



NEW

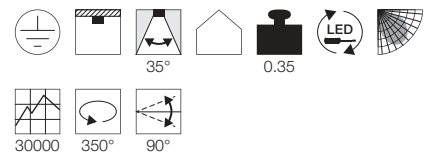
LED
INSIDE

- Sleek design for modern lighting concepts
- Premium LED

 Products available in
 these colours and variants


Product details

100-240V ~50/60Hz sec. 500mA
 Total consumption: 11W
 Material: Aluminium
 Product dimensions:
 Ø: 5.5 cm L: 14 cm H: 15 cm



Variant	Item no.
750lm 3000K CRI>90 ■ black	152960
750lm 3000K CRI>90 □ white	152961



1000409 469

LYNAH

A - A++



NEW

LED
INSIDE

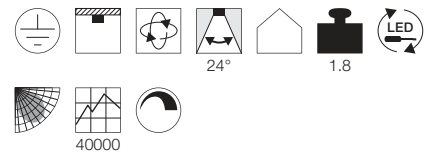
- Puristic luminaire design with harmonious lighting
- Luminaire can be rotated in multiple directions. 180° rotating.
- Premium LED

Products available in
these colours and variants

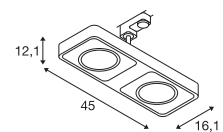


Product details

220-240V ~50/60Hz sec. 350mA
 Total consumption: 32W
 Material: Aluminium/plastic PC
 Dimmable: Triac C



Line drawing



Variant	Item no.
2000lm 3000K CRI>80	
■ black	1000408
2000lm 3000K CRI>80	
□ white	1000409

KALU TRACK

A - A++



NEW

LED INSIDE

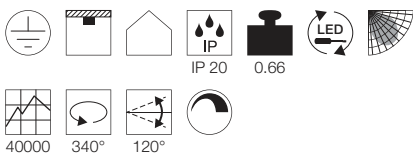
- Luminaire unit, rotates by 340° and swivels by 180°
- Premium LED

Products available in these colours and variants

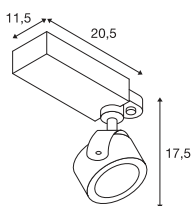


Product details

220-240V ~50/60Hz sec. 350mA
 Total consumption: 17W
 Material: Aluminium/plastic PC
 Dimmable: Triac C



Line drawing



Variant	Item no.
1000lm 3000K CRI80 24° ■ black	153600
1000lm 3000K CRI80 24° ▣ White / Black	153601
1000lm 3000K CRI80 60° ■ black	1000769
1000lm 3000K CRI80 60° ▣ White / Black	1000770



1000769 470

1000657 471

STRUCTEC

A - A++




NEW

LED
INSIDE

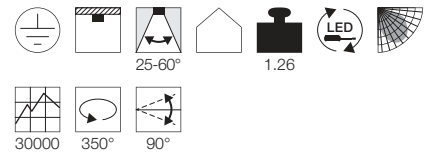
- Adjustable from 25° to 60°
- Modern light solution for wide range of lighting concepts

Products available in these colours and variants

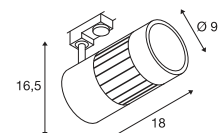


Product details

220-240V ~50/60Hz
 Total consumption: 35W
 Material: Aluminium


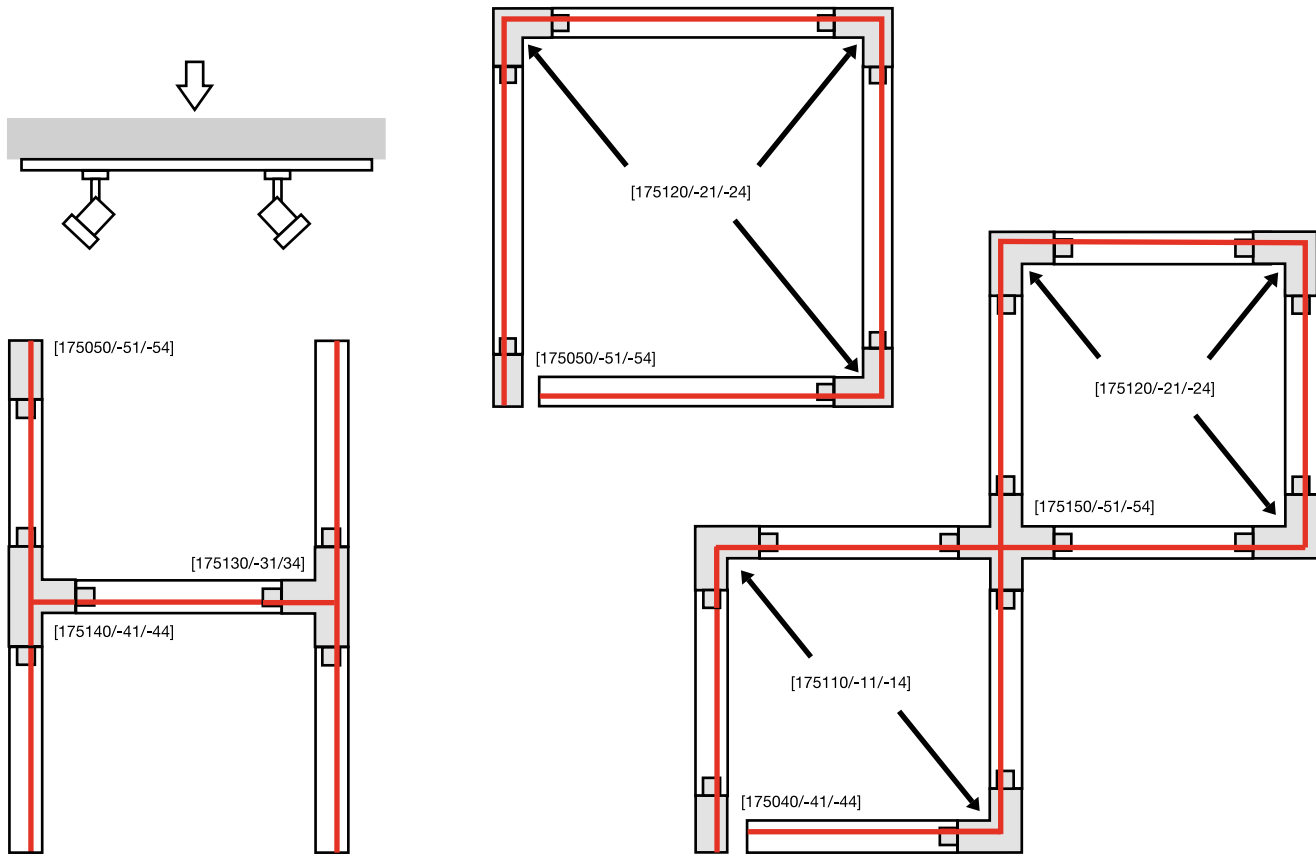


Line drawing






Variant	Item no.
2960-3120lm 3000K CRI>90	
■ black	1000656
2960-3120lm 3000K CRI>90	
□ white	1000657
2960-3120lm 3000K CRI>90	
■ silver	1000658

PLANNING AID



S-TRACK ACCESSORIES

Track			
	S-TRACK 3-circuit surface mounted track, 1 m	S-TRACK 3-circuit surface mounted track, 1 m	S-TRACK 3-circuit surface mounted track, 1 m
			
Prim. voltage	220-250V ~50Hz	220-250V ~50Hz	220-250V ~50Hz
Max. perm. current	16A	16A	16A
Material	Aluminium/plastic	Aluminium/plastic	Aluminium/plastic
Colour	black RAL9011	white RAL9016	silver RAL7040
Length	99.5 cm	99.5 cm	99.5 cm
Width	3.6 cm	3.6 cm	3.6 cm
Height	3.6 cm	3.6 cm	3.6 cm
Weight	0.9 kg	0.9 kg	0.9 kg
Item no.	175010	175011	175014

Track			
	S-TRACK 3-circuit surface mounted track, 2 m	S-TRACK 3-circuit surface mounted track, 2 m	S-TRACK 3-circuit surface mounted track, 2 m
			
Prim. voltage	220-250V ~50Hz	220-250V ~50Hz	220-250V ~50Hz
Max. perm. current	16A	16A	16A
Material	Aluminium/plastic	Aluminium/plastic	Aluminium/plastic
Colour	black RAL9011	white RAL9016	silver RAL7040
Length	199.5 cm	199.5 cm	199.5 cm
Width	3.6 cm	3.6 cm	3.6 cm
Height	3.6 cm	3.6 cm	3.6 cm
Weight	1.8 kg	1.8 kg	1.8 kg
Item no.	175020	175021	175024

Track			
	S-TRACK 3-circuit surface mounted track, 3 m	S-TRACK 3-circuit surface mounted track, 3 m	S-TRACK 3-circuit surface mounted track, 3 m
			
Prim. voltage	220-250V ~50Hz	220-250V ~50Hz	220-250V ~50Hz
Max. perm. current	16A	16A	16A
Material	Aluminium/plastic	Aluminium/plastic	Aluminium/plastic
Colour	black RAL9011	white RAL9016	silver RAL7040
Length	299.5 cm	299.5 cm	299.5 cm
Width	3.6 cm	3.6 cm	3.6 cm
Height	3.6 cm	3.6 cm	3.6 cm
Weight	2.7 kg	2.7 kg	2.7 kg
Item no.	175030	175031	175034

S-TRACK ACCESSORIES

3 circ. adapter

Plastic/steel
 Ø: 2.6 cm H: 5.2 cm
 1 pc.
 Max. 10kg.



Variant	Item no.
■ black	175190
□ white	175191
■ silver	175194

Feed-in

16A max.
 Plastic/aluminium
 L: 6.5 cm W: 3.5 cm H: 3.3 cm
 Earth electrode, left-hand side.
 1 pc.



Variant	Item no.
■ black	175050
□ white	175051
■ silver	175054

L-connector

16A max.
 Plastic/aluminium
 L: 6.7 cm W: 6.7 cm H: 3.3 cm
 Earth electrode outside with feed-in capability. 1 pc.



Variant	Item no.
■ black	175120
□ white	175121
■ silver	175124

3 circ. adapter

16A max.
 Plastic/aluminium
 L: 8.4 cm W: 5.5 cm H: 3.3 cm
 Includes strain relief for pendants
 1 pc. max. 10kg.



Variant	Item no.
■ black	175200
□ white	175201
■ silver	175204

Long connector

16A max.
 Plastic/aluminium
 L: 9.9 cm W: 3.5 cm H: 3.3 cm
 With feed-in capability.
 1 pc.



Variant	Item no.
■ black	175090
□ white	175091
■ silver	175094

X-connector

16A max.
 Plastic/aluminium
 L: 10 cm W: 10 cm H: 3.3 cm
 All ends connected to each other.
 NO 2 power circuits.
 1 pc.



Variant	Item no.
■ black	175150
□ white	175151
■ silver	175154

3 circ. adapter, mechanical

Plastic/aluminium
 L: 6.6 cm W: 6.6 cm H: 3.1 cm
 1 pc.
 Max. 10kg.



Variant	Item no.
■ black RAL9011	175210
□ white RAL9016	175211
■ silver RAL7040	175214

Long connector

16A max.
 Plastic/aluminium
 L: 6.8 cm W: 2.5 cm H: 2.6 cm
 1 pc.



Variant	Item no.
■ black	175070
□ white	175071
■ black	175074

T-connector

16A max.
 Plastic/aluminium
 L: 10 cm W: 6.7 cm H: 3.3 cm
 Earth electrode, left-hand side,
 with feed-in capability. 1 pc.



Variant	Item no.
■ black	175130
□ white	175131
■ silver	175134

Feed-in

16A max.
 Plastic/aluminium
 L: 6.5 cm W: 3.5 cm H: 3.3 cm
 Earth electrode, right-hand side.
 1 pc.



Variant	Item no.
■ black	175040
□ white	175041
■ silver	175044

L-connector

16A max.
 Plastic/aluminium
 L: 6.7 cm W: 6.7 cm H: 3.3 cm
 Earth electrode internal, with feed-in capability. 1 pc.



Variant	Item no.
■ black	175110
□ white	175111
■ silver	175114

T-connector

16A max.
 Plastic/aluminium
 L: 10 cm W: 6.7 cm H: 3.3 cm
 Earth electrode, right-hand side,
 with feed-in capability. 1 pc.



Variant	Item no.
■ black	175140
□ white	175141
■ silver	175144

Insulating connector

Plastic
L: 6.8 cm W: 3.1 cm H: 2.6 cm
1 pc.



Variant	Item no.
■ black	175080
□ white	175081
■ silver	175084

Coupling joint connector

Aluminium
L: 18.2 cm W: 3.3 cm H: 2.1 cm
1 pc.



Variant	Item no.
■ black RAL9011	175180
□ white RAL9016	175181
■ silver RAL7040	175184

3 circ. pendant suspension

Plastic/aluminium
L: 100 cm W: 6 cm H: 4 cm
1 pc.
Max. 10kg.



Variant	Item no.
■ black	175160
□ white	175161
■ silver	175164

Flexible connector

16A max.
Plastic/aluminium
L: 16.2 cm W: 3.5 cm H: 3.3 cm
1 pc.



Variant	Item no.
■ black	175100
□ white	175101
■ silver	175104

3 circ. wire cable suspension

Plastic/aluminium/steel
L: 500 cm W: 6 cm H: 4 cm
1 pc.
Max. 10kg.



Variant	Item no.
■ black	175170
□ white	175171
■ silver	175174

End cap

Plastic
L: 3.5 cm W: 3.3 cm H: 3.2 cm
1 pc.

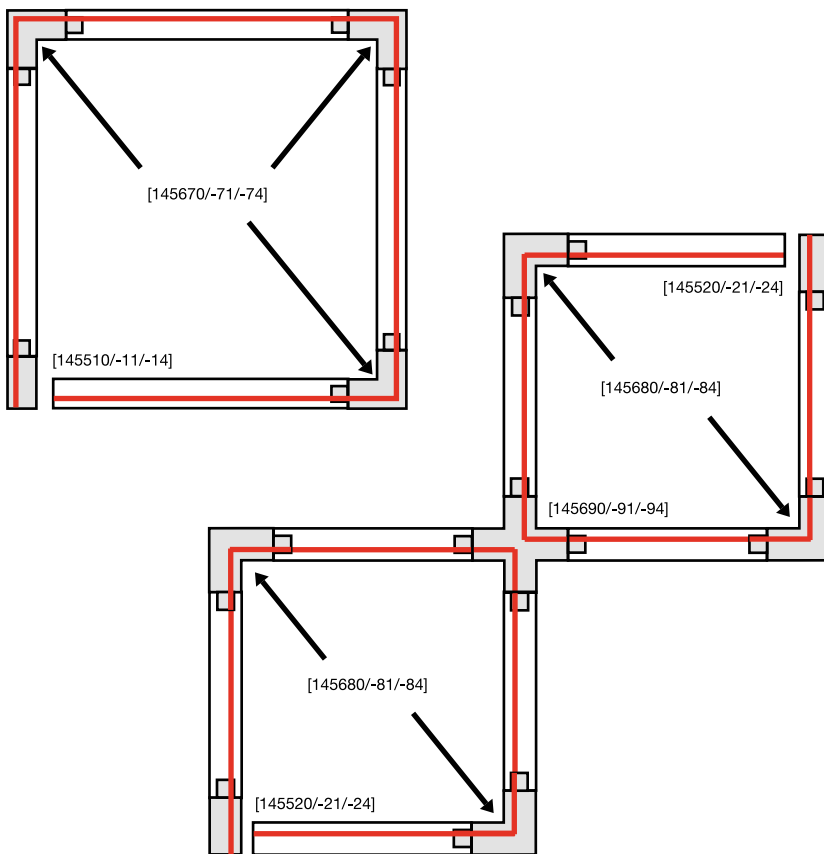
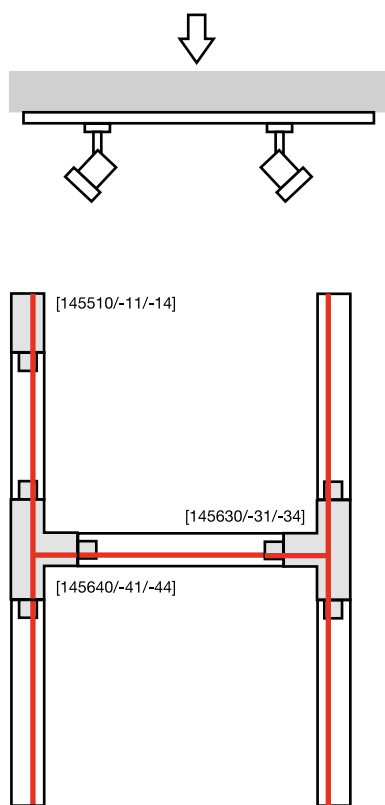


Variant	Item no.
■ black	175060
□ white	175061
■ silver	175064

165356 + 175200







186 + 474





ACCESSORIES 3-CIRCUIT SURFACE MOUNTED TRACK

Track			
	EUTRAC® 3-circuit surface mounted track, 1 m	EUTRAC® 3-circuit surface mounted track, 1 m	EUTRAC® 3-circuit surface mounted track, 1 m
			
Prim. voltage	230V ~50Hz	230V ~50Hz	230V ~50Hz
Max. perm. current	16A	16A	16A
Material	Aluminium/plastic	Aluminium/plastic	Aluminium/plastic
Colour	black	white	silver anodised
Length	100 cm	100 cm	100 cm
Width	3.6 cm	3.6 cm	3.6 cm
Height	3.2 cm	3.2 cm	3.2 cm
Weight	1 kg	1 kg	1 kg
Item no.	145100	145101	145102

Track			
	EUTRAC® 3-circuit surface mounted track, 2 m	EUTRAC® 3-circuit surface mounted track, 2 m	EUTRAC® 3-circuit surface mounted track, 2 m
			
Prim. voltage	230V ~50Hz	230V ~50Hz	230V ~50Hz
Max. perm. current	16A	16A	16A
Material	Aluminium/plastic	Aluminium/plastic	Aluminium/plastic
Colour	black	white	silver anodised
Length	200 cm	200 cm	200 cm
Width	3.6 cm	3.6 cm	3.6 cm
Height	3.2 cm	3.2 cm	3.2 cm
Weight	2 kg	2 kg	2 kg
Item no.	145200	145201	145202

Track			
	EUTRAC® 3-circuit surface mounted track, 3 m	EUTRAC® 3-circuit surface mounted track, 3 m	EUTRAC® 3-circuit surface mounted track, 3 m
			
Prim. voltage	230V ~50Hz	230V ~50Hz	230V ~50Hz
Max. perm. current	16A	16A	16A
Material	Aluminium/plastic	Aluminium/plastic	Aluminium/plastic
Colour	black	white	silver anodised
Length	300 cm	300 cm	300 cm
Width	3.6 cm	3.6 cm	3.6 cm
Height	3.2 cm	3.2 cm	3.2 cm
Weight	3 kg	3 kg	3 kg
Item no.	145300	145301	145302



1000680

152801 451

ACCESSORIES 3-CIRCUIT SURFACE MOUNTED TRACK

Feed-in

16A max.
Plastic
L: 11.2 cm W: 3.6 cm H: 3.2 cm
Earth electrode, left-hand side.
1 pc.



Variant	Item no.
■ black	145510
□ white	145511
■ silver-grey	145514

Feed-in

16A max.
Plastic
L: 11.2 cm W: 3.6 cm H: 3.2 cm
Earth electrode, right-hand side.
1 pc.



Variant	Item no.
■ black	145520
□ white	145521
■ silver-grey	145524

Centre feed-in

16A max. Plastic
L: 13 cm W: 3.6 cm H: 3.6 cm
1 pc.
Not suitable as a longitudinal connector.



Variant	Item no.
■ black	145530
□ white	145531
■ silver-grey	145534

Long connector

16A max.
Plastic
L: 5.8 cm W: 1.5 cm H: 2.6 cm
1 pc.



Variant	Item no.
■ black	145560
□ white	145561
■ silver-grey	145564

Long connector

16A max.
Plastic
L: 26 cm W: 3.6 cm H: 3.2 cm
With feed-in capability.
1 pc.



Variant	Item no.
■ black	145660
□ white	145661
■ silver-grey	145664

ACCESSORIES 3-CIRCUIT SURFACE MOUNTED TRACK

T-connector

16A max. Plastic
L: 26 cm W: 18.5 cm H: 3.2 cm
Earth electrode, left-hand side,
with feed-in capability.
1 pc.



Variant	Item no.
■ black	145630
□ white	145631
■ silver-grey	145634

Coupling joint connector

Aluminium
L: 10 cm W: 3.6 cm H: 1.9 cm
1 pc.



Variant	Item no.
■ black	145600
□ white	145601
■ silver-grey	145604

3 circ. pendant suspension

Plastic/steel
Canopy Ø: 7 cm H: 12 cm
Pendant length, rigid 120 cm
1 pc.



Variant	Item no.
■ black	145710
□ white	145711
■ silver-grey	145714

T-connector

16A max.
Plastic
L: 26 cm W: 18.5 cm H: 3.2 cm
Earth electrode, right-hand side,
with feed-in capability. 1 pc.



Variant	Item no.
■ black	145640
□ white	145641
■ silver-grey	145644

Flexible connector

16A max.
Plastic
L: 22 cm W: 3.6 cm H: 3.2 cm
1 pc.



Variant	Item no.
■ black	145580
□ white	145581
■ grey	145584

3 circ. pendant suspension

Plastic/steel
Canopy Ø: 7 cm H: 12 cm
Pendant length, rigid 120 cm
1 pc.



Variant	Item no.
■ black	145720
□ white	145721
■ silver-grey	145724

L-connector

16A max.
Plastic
L: 15 cm W: 15 cm H: 3.2 cm
Earth electrode outside with feed-in
capability. 1 pc.



Variant	Item no.
■ black	145670
□ white	145671
■ silver-grey	145674

Socket

16A max.
Plastic
L: 9.6 cm W: 6.5 cm H: 9 cm
1 pc.



Variant	Item no.
■ black	145700
□ white	145701

Swinging clip

Aluminium
L: 5 cm W: 3.6 cm H: 1.9 cm
1 pc.



Variant	Item no.
■ black	145730
□ white	145731
■ silver-grey	145734

L-connector

16A max.
Plastic
L: 15 cm W: 15 cm H: 3.2 cm
Earth electrode internal, with feed-in
capability. 1 pc.



Variant	Item no.
■ black	145680
□ white	145681
■ silver-grey	145684

Point outlet

16A max.
Plastic
Ø: 11.9 cm H: 3.1 cm
1 pc.



Variant	Item no.
■ black	145830
□ white	145831
■ silver	145834

Wire cable suspension

Aluminium/steel
1 pc.



Variant	Item no.
■ chrome 1.5 m	145800
■ chrome 3 m	145810
■ chrome 6.2 m	145820

X-connector

16A max.
Plastic
L: 26 cm W: 26 cm H: 3.2 cm
2 power circuits.
1 pc.





Variant	Item no.
■ black	145690
□ white	145691
■ silver-grey	145694

End cap





Plastic
L: 3.6 cm W: 1.7 cm H: 3.2 cm
1 pc.



Variant	Item no.
■ black	145590
□ white	145591
■ silver-grey	145594



ACCESSORIES 3-CIRCUIT RECESSED TRACK

Recessed track	 EUTRAC® 3-circuit recessed track, 2 m	 EUTRAC® 3-circuit recessed track, 3 m
		
Prim. voltage	230V ~50Hz	230V ~50Hz
Max. perm. current	16A	16A
Material	Aluminium/plastic	Aluminium/plastic
Colour	white	white
Length	200 cm	300 cm
Width	5.9 cm	5.9 cm
Height	4.1 cm	4.1 cm
Inst. W	4 cm	4 cm
Weight	2.6 kg	3.9 kg
Item no.	145211	145311



152810 451

ACCESSORIES 3-CIRCUIT RECESSED TRACK

Feed-in

16A max.
Plastic
L: 12.2 cm W: 6 cm H: 3.4 cm
Earth electrode, left-hand side.
1 pc.



Variant **Item no.**

white **145541**

L-connector

16A max.
Plastic
L: 16 cm W: 16 cm H: 3.2 cm
Earth electrode outside with feed-in capability.
1 pc.



Variant **Item no.**

white **145761**

L-connector

16A max.
Plastic
L: 11.5 cm W: 16 cm H: 0.2 cm
Earth electrode internal, with feed-in capability.
1 pc.



Variant **Item no.**

white **145751**

Feed-in

16A max.
Plastic
Earth electrode, right-hand side.
1 pc.



Variant **Item no.**

white **145771**

End cap

Plastic/steel
L: 2.7 cm W: 6 cm H: 3.2 cm
1 pc.



Variant **Item no.**

white **145621**

Spring clip

Steel
L: 2 cm W: 1 cm H: 2.5 cm
6 pc.
For ceiling mounting



Variant **Item no.**

white **145551**

Longitudinal connector electrical/mechanical

16A max.
Steel/plastic
L: 6.2 cm W: 2.5 cm H: 2.7 cm
1 pc.



Variant **Item no.**

white **145571**

KEEPING YOUR PROMISE.

2-CIRCUIT DESIGNER TRACK FOR SOPHISTICATED LIVING AMBIENCE.

When comfort and functionality converge, considerable demands are made of having the right product. The D-Track 2-circuit designer rail is therefore the perfect solution for anyone who would like to set visual highlights and make use of all of the light design possibilities.




140250 487





140231 486





240V TRACK, D-TRACK



REVILO

A - A++



NEW

LED
INSIDE

- Sleek design, pleasant warm-white light
- Interchangeable decorative ring
- Premium LED

Products available in these colours and variants

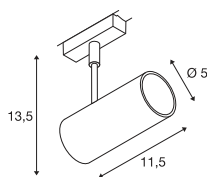


Product details

100-240V ~50/60Hz sec. 500mA
Total consumption: 9.7W
Material: Aluminium/steel



Line drawing



Recommended accessories Item no.

Decorative ring	140240
Decorative ring	140241
Decorative ring	140243

Variant Item no.

620lm 2700K CRI80 15°	
black	140200
620lm 2700K CRI80 15°	
white	140201
620lm 2700K CRI80 36°	
black	140210
620lm 2700K CRI80 36°	
white	140211

REVILO

A - A++



NEW

LED
INSIDE

- Sleek design, pleasant warm-white light
- Interchangeable decorative ring
- Premium LED

Products available in these colours and variants

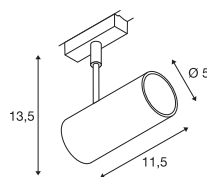


Product details

100-240V ~50/60Hz sec. 500mA
Total consumption: 9.7W
Material: Aluminium/steel



Line drawing



Recommended accessories Item no.

Decorative ring	140240
Decorative ring	140241
Decorative ring	140243

Variant Item no.

550lm 3000K CRI80 15°	
black	140220
550lm 3000K CRI80 15°	
white	140221
550lm 3000K CRI80 36°	
black	140230
550lm 3000K CRI80 36°	
white	140231



140250 487



TOTHEE

A - A++



NEW

LED
INSIDE

- Flat design, unobtrusive, warm light
- Jack Lichtfeld design
- Premium LED

Products available in
these colours and variants



1010



Product details

220-240V ~50/60Hz sec. 350mA

Total consumption: 17W

Material: Aluminium

Dimmable: Triac C, Triac L



0.4

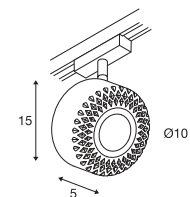
30000

350°



90°









Line drawing











Variant	Item no.
1250lm 3000K CRI80 25° ■ black	140250
1250lm 3000K CRI80 25° □ white	140251
1500lm 3000K CRI80 50° ■ black	140260
1500lm 3000K CRI80 50° □ white	140261

D-TRACK ACCESSORIES









PLANNING AID

Track		
	D-TRACK 2-circuit surface mounted track, 1 m	D-TRACK 2-circuit surface mounted track, 1 m
	  	  
Prim. voltage	230V, 50Hz, 60Hz	230V, 50Hz, 60Hz
Max. perm. current	10A	10A
Max. mech. load	100N	100N
Max. mech. load	10 kg	10 kg
Material	Aluminium/plastic	Aluminium/plastic
Colour	black	white
Length	100 cm	100 cm
Width	1.8 cm	1.8 cm
Height	1.8 cm	1.8 cm
Weight	0.4 kg	0.4 kg
Item no.	172010	172011

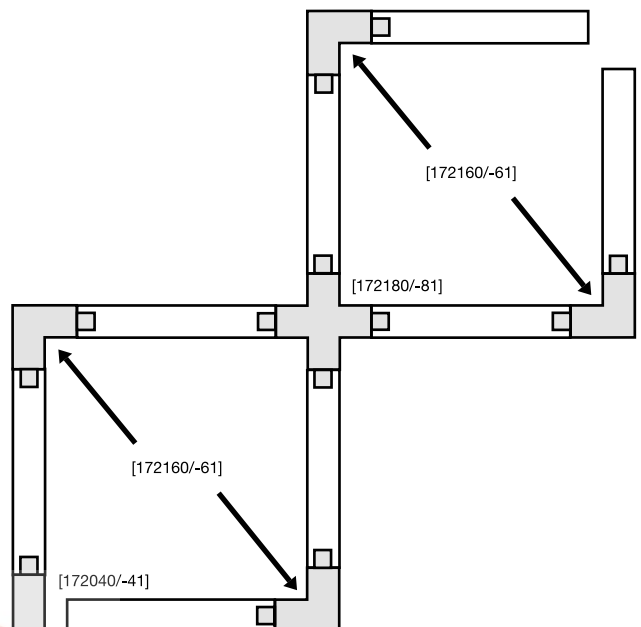
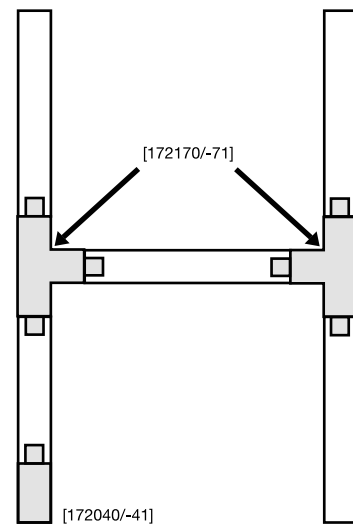
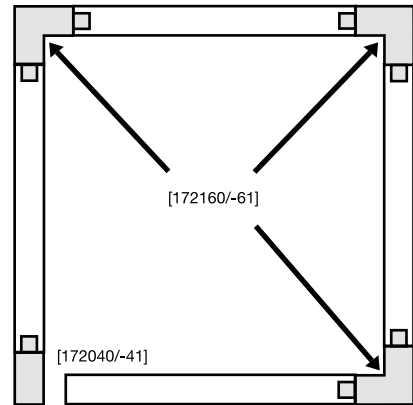
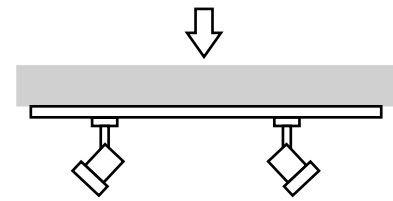
Note Max. 10A per phase. Max. 10A per phase.

Track		
	D-TRACK 2-circuit surface mounted track, 2 m	D-TRACK 2-circuit surface mounted track, 2 m
	  	  
Prim. voltage	230V, 50Hz, 60Hz	230V, 50Hz, 60Hz
Max. perm. current	10A	10A
Max. mech. load	200N	200N
Max. mech. load	20 kg	20 kg
Material	Aluminium/plastic	Aluminium/plastic
Colour	black	white
Length	200 cm	200 cm
Width	1.8 cm	1.8 cm
Height	1.8 cm	1.8 cm
Weight	0.8 kg	0.8 kg
Item no.	172020	172021

Note Max. 10A per phase. Max. 10A per phase.

Track		
	D-TRACK 2-circuit surface mounted track, 3 m	D-TRACK 2-circuit surface mounted track, 3 m
	  	  
Prim. voltage	230V, 50Hz, 60Hz	230V, 50Hz, 60Hz
Max. perm. current	10A	10A
Max. mech. load	300N	300N
Max. mech. load	30 kg	30 kg
Material	Aluminium/plastic	Aluminium/plastic
Colour	black	white
Length	295 cm	295 cm
Width	1.8 cm	1.8 cm
Height	1.8 cm	1.8 cm
Weight	1.2 kg	1.2 kg
Item no.	172030	172031

Note Max. 10A per phase. Max. 10A per phase.



D-TRACK ACCESSORIES

Feed-in

10A max.
Aluminium/steel
L: 22 cm W: 1.8 cm H: 1.8 cm
1 pc.



Variant	Item no.
■ black	172040
□ white	172041

Central power feed with 1m cable

10A max.
Aluminium/plastic
L: 15.7 cm W: 1.8 cm H: 1.8 cm
1 pc.



Variant	Item no.
■ black	172100
□ white	172101

L-connector

10A max.
Aluminium/plastic
L: 6 cm W: 6 cm H: 1.8 cm
1 pc.



Variant	Item no.
■ black	172160
□ white	172161

Centre feed-in

10A max.
Aluminium/steel
L: 37.5 cm W: 1.8 cm H: 1.8 cm
1 pc.



Variant	Item no.
■ black	172050
□ white	172051

End cap

Plastic
L: 1.1 cm W: 1.8 cm H: 1.8 cm
1 pc.



Variant	Item no.
■ black	172110
□ white	172111

T-connector

10A max.
Aluminium/plastic
L: 20 cm W: 11 cm H: 1.8 cm
No closed circuits possible.
1 pc.



Variant	Item no.
■ black	172170
□ white	172171

Feed-in with housing

10A max.
Aluminium/steel
L: 11.7 cm W: 8 cm H: 4 cm
1 pc.



Variant	Item no.
■ black	172060
□ white	172061

Cover

Aluminium/plastic
L: 100 cm W: 1.8 cm H: 0.2 cm
Incl. 10 fastening clips.
1 pc.



Variant	Item no.
■ black	172120
□ white	172121

X-connector

10A max.
Aluminium/plastic
L: 20 cm W: 20 cm H: 1.8 cm
No closed circuits possible.
1 pc.



Variant	Item no.
■ black	172180
□ white	172181

Central feed-in with housing

10A max.
Aluminium/steel
L: 15.5 cm W: 8 cm H: 4 cm
1 pc.



Variant	Item no.
■ black	172070
□ white	172071

Long connector, electric

10A max.
Steel/plastic
L: 7 cm W: 1.5 cm H: 1.5 cm
1 pc.



Variant	Item no.
■ silver	172134

Flexible connector

10A max.
Aluminium/plastic
L: 29 cm W: 1.8 cm H: 1.8 cm
13.5cm cable length.
1 pc.



Variant	Item no.
■ black	172190
□ white	172191

Feed-in cable with 2 m cable

10A max.
Aluminium/plastic
L: 9.4 cm W: 1.8 cm H: 1.8 cm
Incl. connection box with strain relief
1 pc.



Variant	Item no.
■ black	172080
□ white	172081

Insulating connector

Steel/plastic
L: 7 cm W: 1.5 cm H: 1.5 cm
1 pc.



Variant	Item no.
□ transparent	172145

Steel wire holders

Steel/aluminium
L: 100 cm
1 pc.



Variant	Item no.
■ black	172200
□ white	172201

Feed-in cable with 2 m cable

10A max.
Aluminium/plastic
L: 9.4 cm W: 1.8 cm H: 1.8 cm
1 pc.



Variant	Item no.
■ black	172090
□ white	172091

Joint connector

10A max.
Steel/plastic
L: 7 cm W: 1.5 cm H: 1.5 cm
180° adjustable.
1 pc.



Variant	Item no.
■ silver	172154

2-circ. adapter

2A max.
Plastic/aluminium
L: 7 cm W: 1.9 cm H: 3.2 cm
Incl. strain relief for pendants. Suitable for products with M10 thread.
1 pc.



Variant	Item no.
■ black	172220
□ white	172221



LOVE OF DETAIL.

LOW-VOLTAGE CABLE SYSTEM AND DISPLAY CASE RAILS CREATE EMPHASIS.

Light helps to give rooms atmosphere. Spaces obligated to be cosy and professional at the same time, low voltage cable system is the right solution – because it provides the room with individual lighting concepts and conveys cosiness. Our low-voltage display case rails are the ideal solution for accentuated product lighting in display cases.





139100 496






139130 497





139111 496

LOW-VOLTAGE CABLE SYSTEM AND GLASS CABINET TRACK



SEILLEUCHE
QR-C51



NEW

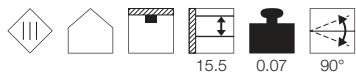
- Reduced design directs the gaze to the essential

Product available in these colours



Product details

12V ~50Hz
Material: Stainless steel
Product dimensions:
W: 3 cm H: 60 cm D: 1.1 cm



15.5 0.07 90°

Note

Excl. lamp.

TELESKOP
QR-C51



NEW

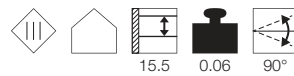
- Reduced design directs the gaze to the essential

Product available in these colours



Product details

12V ~50Hz
Material: Steel/brass
Product dimensions:
W: 4.5 cm H: 25.5 cm D: 1 cm



15.5 0.06 90°

Note

Excl. lamp.
Telescope adjustable from 21-52 cm

Lamp details

35W max.
optional: LED

Recommended LED lamp

LED GU5.3 3.8W 40°
2700K 245lm EEL=A+
5kWh/1000h
Item no. 551242 |



Lamp details

20W max.
optional: LED

Recommended LED lamp

LED GU5.3 3.8W 40°
2700K 245lm EEL=A+
5kWh/1000h
Item no. 551242 |



Variant	Item no.
GU5.3 QR-C51	
■ black	139070
GU5.3 QR-C51	
□ white	139071
GU5.3 QR-C51	
■ chrome	139072

Variant	Item no.
GU5.3 QR-C51	
■ black	139080
GU5.3 QR-C51	
□ white	139081
GU5.3 QR-C51	
■ chrome	139082





139081 494



139071 494

COSMIC QR-C51



NEW

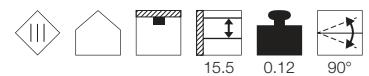
- Reduced design directs the gaze to the essential

Product available in these colours



Product details

12V ~50Hz
 Material: Steel/brass
 Product dimensions:
 W: 18.5 cm H: 3 cm D: 3.1 cm



Note

Excl. lamp.

Lamp details

35W max.
 optional: LED

Recommended LED lamp

LED GU5.3 5W 38°
 2700K 300lm EEL=A+
 6kWh/1000h
 Item no. 551862 |



Variant	Item no.
GU5.3 QR-C51	
■ black/2 pcs.	139090
GU5.3 QR-C51	
□ white/2 pcs.	139091
GU5.3 QR-C51	
■ chrome/2 pcs.	139092

SYROS
QR-C51



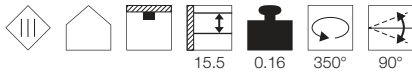
- Reduced design directs the gaze to the essential

Product available in these colours



Product details

12V ~50Hz
Material: Steel/brass
Product dimensions:
Ø: 2.6 cm W: 18.5 cm H: 10 cm



Note

Excl. lamp.

Lamp details

50W max.
optional: LED

Recommended LED lamp

LED GU5.3 5W 38°
2700K 300lm EEL=A+
6kWh/1000h
Item no. 551862 |



Variant	Item no.
GU5.3 QR-C51	
■ black	139100
GU5.3 QR-C51	
□ white	139101
GU5.3 QR-C51	
■ chrome	139102

QRB
QR111



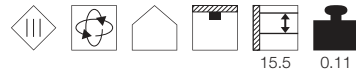
- Reduced design directs the gaze to the essential

Product available in these colours



Product details

12V ~50Hz
Material: Steel/plastic
Product dimensions:
W: 18.5 cm H: 1.1 cm D: 14.4 cm



Note

Excl. lamp.

Lamp details

50W max.
optional: LED

Recommended LED lamp

LED G53 19.5W 30°
2700K 1070lm EEL=A
21kWh/1000h
Item no. 570602 |



Variant	Item no.
G53 QR111	
■ black	139110
G53 QR111	
□ white	139111
G53 QR111	
■ chrome	139112



139112 496





139120 497

COMET
QR-C51



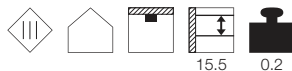
- Straight glass cylinder as additional design element

Product available in these colours



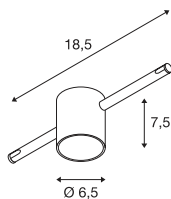
Product details

12V ~50Hz
Material: Steel/Brass/Glass



15.5 0.2

Line drawing



Note

Excl. lamp.

Lamp details

50W max.
optional: LED

Recommended LED lamp

LED GU5.3 3.8W 40°
2700K 245lm EEL=A+
5kWh/1000h
Item no. 551242 |



Variant	Item no.
GU5.3 QR-C51	
■ black	139120
GU5.3 QR-C51	
□ white	139121
GU5.3 QR-C51	
■ chrome	139122

SALUNA
QR-C51



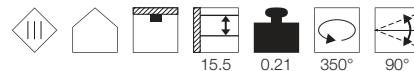
- Reduced design directs the gaze to the essential

Product available in these colours



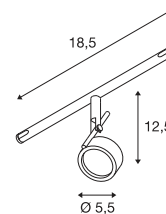
Product details

12V ~50Hz
Material: Steel/brass



15.5 0.21 350° 90°

Line drawing



Note

Excl. lamp.

Lamp details

35W max.
optional: LED

Recommended LED lamp

LED GU5.3 5W 38°
2700K 300lm EEL=A+
6kWh/1000h
Item no. 551862 |



Variant	Item no.
GU5.3 QR-C51	
■ black	139130
GU5.3 QR-C51	
□ white	139131
GU5.3 QR-C51	
■ chrome	139132

ACCESSORIES LOW-VOLTAGE CABLE SYSTEM









Low-voltage cable

TENSEO
4 mm², 20 m

TENSEO
4 mm², 20 m

TENSEO
4 mm², 20 m

	 	 	 
Max. perm. voltage	48V	48V	48V
Max. perm. current	25A	25A	25A
Material	Copper/plastic	Copper/plastic	Copper/plastic
Colour	black	white	transparent
Diameter	0.4 cm	0.4 cm	0.4 cm
Length	2000 cm	2000 cm	2000 cm
Weight	0.88 kg	0.88 kg	0.85 kg
Item no.	139030	139031	139024









Low-voltage cable

TENSEO
4 mm², 100 m




TENSEO
4 mm², 100 m

TENSEO
4 mm², 100 m

	 	 	 
Max. perm. voltage	48V	48V	48V
Max. perm. current	25A	25A	25A
Material	Copper/plastic	Copper/plastic	Copper/plastic
Colour	black	white	transparent
Diameter	0.4 cm	0.4 cm	0.4 cm
Length	10000 cm	10000 cm	10000 cm
Weight	4.4 kg	4.4 kg	4.26 kg
Item no.	139040	139041	139004



Low-voltage cable

	TENSEO 6 mm ² , 20 m	TENSEO 6 mm ² , 20 m	TENSEO 6 mm ² , 20 m
			
Max. perm. voltage	48V	48V	48V
Max. perm. current	25A	25A	25A
Material	Copper/plastic	Copper/plastic	Copper/plastic
Colour	black	white	chrome
Diameter	0.4 cm	0.4 cm	0.4 cm
Length	2000 cm	2000 cm	2000 cm
Weight	1.23 kg	1.23 kg	1.21 kg
Item no.	139050	139051	139026



Low-voltage cable

	TENSEO 6 mm ² , 100 m	TENSEO 6 mm ² , 100 m	TENSEO 6 mm ² , 100 m
			
Max. perm. voltage	48V	48V	48V
Max. perm. current	25A	25A	25A
Material	Copper/plastic	Copper/plastic	Copper/plastic
Colour	black	white	transparent
Diameter	0.4 cm	0.4 cm	0.4 cm
Length	10000 cm	10000 cm	10000 cm
Weight	6.1 kg	6.1 kg	6 kg
Item no.	139060	139061	139006

139112 496



ACCESSORIES LOW-VOLTAGE CABLE SYSTEM

Transformer 12V AC 105VA conventional

Steel/brass
 Ø: 11 cm H: 11 cm
 1 pc.



Variant	Item no.
■ black, 1.6 kg	138980
□ white 1.6 kg	138981
■ chrome 1.6 kg	138982

Wall/ceiling bracket, flexible

Steel/aluminium
 Ø: 5 cm H: 11.5 cm
 2 pc.



Variant	Item no.
■ black	186310
□ white	186311
■ chrome	186312

Insulating connector

25A max.
 Aluminium/plastic
 Ø: 1 cm H: 6.4 cm
 2 pc.



Variant	Item no.
■ black	186360
□ white	186361
■ chrome	186362

Transformer 12V AC 210VA conventional

Steel/brass
 Ø: 13.5 cm H: 11 cm
 1 pc.



Variant	Item no.
■ black, 3.05 kg	138990
□ white 3.05 kg	138991
■ chrome 3.05 kg	138992

Ceiling bracket

Steel/aluminium
 Ø: 5 cm H: 6 cm
 2 pc.



Variant	Item no.
■ black	186330
□ white	186331
■ chrome	186332

Diffuser

Steel/brass
 Ø: 5 cm H: 16 cm
 2 pc.



Variant	Item no.
■ black	186640
□ white	186641
■ chrome	186642

Cable tensioner

25A max.
 Steel
 Ø: 1 cm H: 11 cm
 2 pc.



Variant	Item no.
■ black	181530
□ white	181531
■ chrome	181532

Ceiling bracket

Steel/aluminium
 Ø: 5 cm H: 16 cm
 2 pc.



Variant	Item no.
■ black	186340
□ white	186341
■ chrome	186342

Feed-in

25A max.
 Copper
 Ø: 1 cm H: 1.8 cm
 2 pc.



Variant	Item no.
■ black	186350
□ white	186351
■ chrome	186352

Wall bracket

Steel/aluminium
 Ø: 5 cm H: 3 cm
 2 pc.



Variant	Item no.
■ black	186300
□ white	186301
■ chrome	186302

M-TRACK
Flat light

A - A++



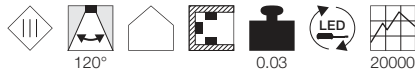
- Spots easily offsettable using magnetic holder
- Extremely flat spot
- Filigree design
- Optimum for glass cabinet lighting

Product available in this colour

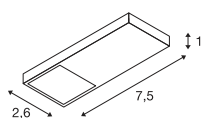


Product details

12V DC/3,8W
Material: Aluminium/plastic PC



Line drawing



M-TRACK
Adjustable light

A - A++



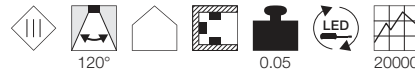
- Spots easily offsettable using magnetic holder
- Filigree design
- Optimum for glass cabinet lighting

Product available in this colour

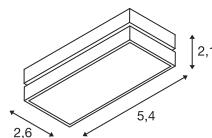


Product details

12V DC/3,8W
Material: Aluminium/plastic PC



Line drawing



188550 502



Variant	Item no.
250lm 3000K CRI>80 ■ black	188540

Variant	Item no.
250lm 3000K CRI>80 ■ black	188550



M-TRACK Spot



- Spots easily offsettable using magnetic holder
- Filigree design
- Optimum for glass cabinet lighting

Product available in this colour

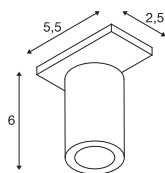


Product details

12V DC/4,8W
Material: Aluminium/plastic PC



Line drawing



M-TRACK



Track

M-TRACK
Track, 2 m



Prim. voltage	12V DC
Max. perm. voltage	12V DC
Max. perm. current	9A
Material	Aluminium
Colour	black
Length	200 cm
Width	3 cm
Height	1.4 cm
Weight	1.05 kg

Item no.	188500
----------	--------

Recommended accessories Item no.

LED power supply 12V DC 12W	470507
--------------------------------	--------

Feed-in

ABS/plastic PC
L: 3.6 cm W: 3 cm H: 1.6 cm
1 pc.



Variant	Item no.
black	188510

End cap

ABS/plastic PC
L: 3 cm W: 1.4 cm H: 0.5 cm
1 pc.



Variant	Item no.
black	188520

188500 + 188530

503

Variant	Item no.
375lm 3000K CRI>80 ■ black	188530

186562 505



SOLO 90°
QR-C51

C - A+



POWER-LED SPOT

A - A++



LED
INSIDE

MINI ALU TRACK

A - A++



LED
INSIDE

Product available in this colour



Product details

12V ~50Hz
Material: Brass



Product available in this colour



Product details

12V ~50-60Hz/1W
Material: Aluminium/plastic PC

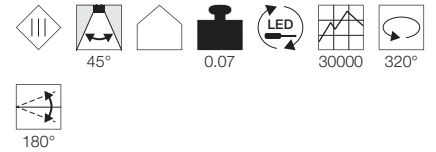


Product available in this colour

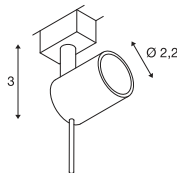


Product details

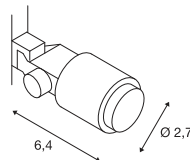
12V ~50-60Hz/1.5W
Material: Aluminium/plastic PC



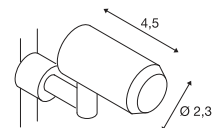
Line drawing



Line drawing



Line drawing



Note

Only operate with a conventional transformer!

Note

Only operate with a conventional transformer!

Lamp details

35W max.
optional: LED

Recommended LED lamp

LED GU5.3 5W 38°
2700K 300lm EEL=A+
6kWh/1000h

Item no. 551862 |

Only operate with a conventional transformer!



Variant	Item no.
GU 5.3 QR-51 ■ chrome	186272

Variant	Item no.
80lm 3000K CRI80 ■ silver-grey	186042

Variant	Item no.
80lm 3000K CRI80 ■ chrome	186562



186042 505

ACCESSORIES GLASS CABINET TRACK



Track

GLU-TRAX®
Track, 1.5 m



Prim. voltage	12V AC
Max. perm. voltage	TBD
Max. perm. current	20A
Material	Plastic PC
Colour	transparent
Length	150 cm
Width	1 cm
Height	0.5 cm
Weight	0.2 kg
Item no.	186015

Mounting clips

Plastic PC
Ø: 1.7 cm H: 0.8 cm
10 pc.



Variant	Item no.
<input type="checkbox"/> clear	186020

Feed-in cable/long connector

20A max.
TBD
L: 1.5 cm W: 1.4 cm H: 0.8 cm
1 pc.



Variant	Item no.
<input checked="" type="checkbox"/> grey	186952

Tiltable lamp holder

Steel/plastic
L: 3 cm W: 2.2 cm H: 3 cm
1 pc.



Variant	Item no.
<input checked="" type="checkbox"/> chrome	186762

Flexible long connector

20A max.
TBD
L: 7.3 cm W: 1.4 cm H: 0.8 cm
1 pc.



Variant	Item no.
<input checked="" type="checkbox"/> grey	186772

Double-sided adhesive tape

L: 300 cm W: 0.9 cm
1 pc.



Variant	Item no.
<input checked="" type="checkbox"/> clear	220000

DISPLAYLEUCHTE Bracket

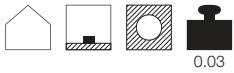


Product available in this colour

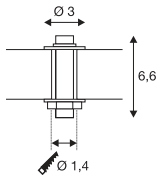


Product details

Material: Aluminium
Installation dimensions: Installation Ø: 1.4 cm
D: 6 cm



Line drawing



Recommended accessories Item no.

LED driver 3W 350mA 464107

Variant	Item no.
■ black	188200

DISPLAYLEUCHTE
Spot down

A - A++



Product available in this colour

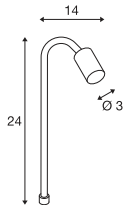


Product details

350mA
Material: Aluminium/plastic PC



Line drawing




Note

Single base required (Item No.: 188200)

DISPLAYLEUCHTE
Stick straight

A - A++



Product available in this colour




Product details

350mA /3W
Material: Aluminium/plastic PC



Line drawing



Note

Single base required (Item No.: 188200)

DISPLAYLEUCHTE
Stick down

A - A++



Product available in this colour

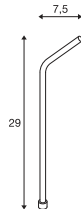


Product details

350mA /3W
Material: Aluminium/plastic PC



Line drawing



Note

Single base required (Item No.: 188200)

Variant	Item no.
350lm 3.2W 5000K CRI>80	
■ black	1000662
350lm 3.7W 5000K CRI>80	
■ black	188210

Variant	Item no.
265lm 3000K CRI>80	
■ black	188220

Variant	Item no.
210lm 3000K CRI>80	
■ black	188230



DEEP ROOTED.

RECESSED FITTINGS RADIATE
AN IMPRESSION.

Be it broad-beamed, flooded, static or swivelling: Recessed fittings are the core element of many lighting concepts, and provide a good alternative to freely-hanging luminaires. Because: You can adapt to any ambience and give yourself a great deal of furnishing freedom.





116310

595





115740 620





RECESSED FITTINGS

 0516	 0516	 0517	 0517	 0519	 0519	 0520	 0520
 0521	 0521	 0522	 0522	 0523	 0523	 0524	 0524
 0525	 0525	 0526	 0526	 0527	 0527	 0529	 0529
 0530	 0530	 0531	 0531	 0532	 0532	 0533	 0533
 0534	 0534	 0535	 0535	 0536	 0536	 0537	 0538
 0538	 0539	 0539	 0540	 0540	 0541	 0541	 0542
 0543	 0544	 0544	 0545	 0546	 0546	 0546	 0547
 0548	 0548	 0549	 0549	 0551	 0551	 0551	 0552
 0552	 0553	 0553	 0554	 0554	 0555	 0555	 0557
 0557	 0558	 0558	 0559	 0560	 0561	 0562	 0562
 0563	 0564	 0565	 0566	 0567	 0568	 0568	 0569



114430 555



 0569	 0569	 0571	 0571	 0571	 0572	 0572	 0572	 0573
 0574	 0574	 0575	 0575	 0576	 0576	 0577	 0577	 0577
 0578	 0579	 0580	 0581	 0583	 0583	 0583	 0583	 0584
 0585	 0585	 0585	 0587	 0587	 0587	 0588	 0589	 0589
 0590	 0591	 0592	 0592	 0593	 0594	 0595	 0596	 0596
 0597	 0597	 0599	 0599	 0600	 0600	 0601	 0601	 0601
 0602	 0603	 0603	 0605	 0605	 0606	 0606	 0606	 0607
 0607	 0608	 0609	 0609	 0609	 0610	 0611	 0611	 0611
 0611	 0612	 0612	 0613	 0613	 0614	 0614	 0615	 0615
 0616	 0616	 0617	 0618	 0618	 0619	 0620	 0620	 0620
 0621	 0621	 0622	 0623	 0623	 0624	 0625	 0625	 0625
 0630	 0630	 0631	 0632	 0633	 0635	 0635	 0635	 0635

HORN-O
QPAR51

E - A++



- Almost invisible installation thanks to narrow collar
- Glare-free light thanks to recessed lamp
- Protection glass

Product available in these colours

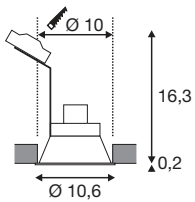


Product details

230V ~50Hz
Material: Steel



Line drawing



Note

Material thickness, mounting surface: 25 mm max.

Lamp details

50W max.
optional: LED

Recommended LED lamp

LED GU10 4.3W 40°
2700K 245lm EEL=A+
5kWh/1000h
Item no. 551252 |



Valeto GU10 5.3W
2700K-6500K 385lm EEL=A+
6kWh/1000h
Item no. 420061 |



Variant	Item no.
GU10 QPAR51	
■ matt black	113160
GU10 QPAR51	
□ matt white	113161

HORN-T
QPAR51

E - A++



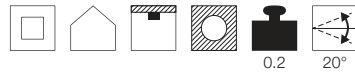
- Almost invisible installation thanks to narrow collar
- Glare-free light thanks to recessed lamp

Product available in these colours

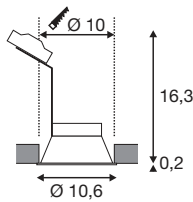


Product details

230V ~50Hz
Material: Steel



Line drawing



Note

Material thickness, mounting surface: 25 mm max.

Lamp details

50W max.
optional: LED

Recommended LED lamp

LED GU10 4.3W 40°
2700K 245lm EEL=A+
5kWh/1000h
Item Item no. 551252 |



Valeto GU10 5.3W
2700K-6500K 385lm EEL=A+
6kWh/1000h
Item no. 420061 |



Variant	Item no.
GU10 QPAR51	
■ matt black	113140
GU10 QPAR51	
□ matt white	113141



113141 516



113151 517



113170 517

HORN-A QPAR51

E - A++



- Almost invisible installation thanks to narrow collar
- Glare-free light thanks to recessed lamp
- Protection glass

Product available in these colours



Product details

230V ~50Hz
Material: Steel

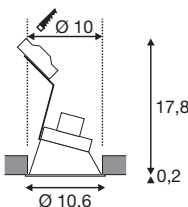


IP 21



0.24

Line drawing



Note

Material thickness, mounting surface: 25 mm max.

Lamp details

50W max.
optional: LED

Recommended LED lamp

LED GU10 4.3W 40°
2700K 245lm EEL=A+
5kWh/1000h
Item no. 551252 |



Valeto GU10 5.3W
2700K-6500K 385lm EEL=A+
6kWh/1000h
Item no. 420061 |



Variant	Item no.
GU10 QPAR51	
■ matt black	113150
GU10 QPAR51	
□ matt white	113151

HORN-T QPAR111

E - A++



- Almost invisible installation thanks to narrow collar
- Glare-free light thanks to recessed lamp

Product available in these colours



Product details

230V ~50Hz
Material: Steel

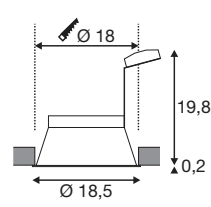


0.5



15°

Line drawing



Note

Material thickness, mounting surface: 30 mm max.

Lamp details

75W max.
optional: LED

Recommended LED lamp

LED GU10 15.5W 30°
2700K 680lm EEL=A
6kWh/1000h
Item no. 570662 |



Valeto GU10 9.5W 40°
2700K-6000K 830lm EEL=A+
10kWh/1000h
Item no. 1000756 |



Variant	Item no.
GU10 QPAR111	
■ black	113170
GU10 QPAR111	
□ white	113171



112910 519





113110 519

**HORN
QPAR51**

E - A++



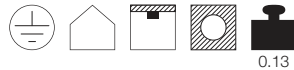
- Almost invisible installation thanks to narrow collar
- Glare-free light thanks to recessed lamp

Product available in these colours



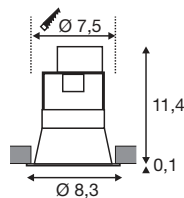
Product details

230V ~50Hz
Material: Steel



0.13

Line drawing



Note

Material thickness, mounting surface: 45 mm max.

Lamp details

50W max.
optional: LED

Recommended LED lamp

LED GU10 4.3W 40°
2700K 245lm EEL=A+
5kWh/1000h
Item no. 551252 |

Valeto GU10 5.3W
2700K-6500K 385lm EEL=A+
6kWh/1000h
Item no. 420061 |



Variant	Item no.
GU10 QPAR51	
■ matt black	112910
GU10 QPAR51	
□ matt white	112911

**HORN
QPAR51**

E - A++



- Almost invisible installation thanks to narrow collar
- Glare-free light thanks to recessed lamp

Product available in these colours



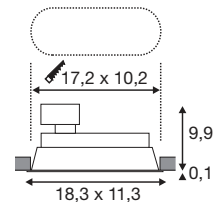
Product details

230V ~50Hz
Material: Aluminium/steel



0.35 350° 60°

Line drawing



Note

Material thickness, mounting surface: 25 mm max.

Lamp details

2x 50W max.
optional: LED

Recommended LED lamp

LED GU10 4.3W 40°
2700K 245lm EEL=A+
5kWh/1000h
Item no. 551252 |

Valeto GU10 5.3W
2700K-6500K 385lm EEL=A+
6kWh/1000h
Item no. 420061 |



Variant	Item no.
GU10 QPAR51	
■ matt black	113110
GU10 QPAR51	
□ matt white	113111

NEW TRIA
QPAR51, leaf springs

E - A++



- Neutral design, flexible lighting
- The large series for all requirements

Product available in these colours



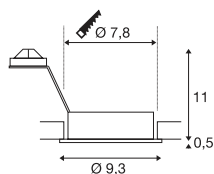
Product details

230V ~50Hz
Material: Aluminium



0.15 360° 30°

Line drawing



Note

Leaf springs
Material thickness, mounting surface: 20 mm max.

Lamp details

50W max.
optional: LED

Recommended LED lamp

LED GU10 4.3W 40°
2700K 245lm EEL=A+
5kWh/1000h
Item no. 551252 |



Valeto GU10 5.3W
2700K-6500K 385lm EEL=A+
6kWh/1000h
Item no. 420061 |



Variant	Item no.
GU10 QPAR51	
■ black	111710
GU10 QPAR51	
□ white	111711
GU10 QPAR51	
■ brushed aluminium	111716

NEW TRIA
QPAR51, leaf springs

E - A++



- Neutral design, flexible lighting
- The large series for all requirements

Product available in these colours



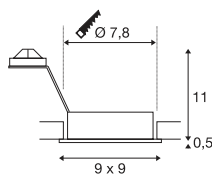
Product details

230V ~50Hz
Material: Aluminium



0.16 360° 30°

Line drawing



Note

Leaf springs
Material thickness, mounting surface: 20 mm max.

Lamp details

50W max.
optional: LED

Recommended LED lamp

LED GU10 4.3W 40°
2700K 245lm EEL=A+
5kWh/1000h
Item no. 551252 |



Valeto GU10 5.3W
2700K-6500K 385lm EEL=A+
6kWh/1000h
Item no. 420061 |



Variant	Item no.
GU10 QPAR51	
■ black	111720
GU10 QPAR51	
□ white	111721
GU10 QPAR51	
■ brushed aluminium	111726





113511 521

NEW TRIA
QPAR51, clip springs

E - A++



- Neutral design, flexible lighting
- The large series for all requirements

Product available in these colours



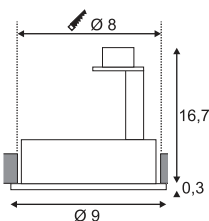
Product details

230V ~50Hz
Material: Aluminium



0.14 360° 30°

Line drawing



Note

Clip springs
Material thickness, mounting surface: 18 mm max.

Lamp details

50W max.
optional: LED

Recommended lamp

LED GU10 4.3W 40°
2700K 245lm EEL=A+
5kWh/1000h
Item no. 551252 |



Valetto GU10 5.3W
2700K 385lm EEL=A+
6kWh/1000h
Item no. 420060 |



Variant	Item no.
GU10 QPAR51	
■ black	113490
GU10 QPAR51	
□ white	113510
GU10 QPAR51	
■ brushed aluminium	111360

NEW TRIA
QPAR51, clip springs

E - A++



- Neutral design, flexible lighting
- The large series for all requirements

Product available in these colours



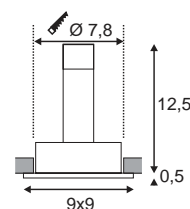
Product details

230V ~50Hz
Material: Aluminium



0.16 360° 30°

Line drawing



Note

Clip springs
Material thickness, mounting surface: 18 mm max.

Lamp details

50W max.
optional: LED

Recommended lamp

LED GU10 4.3W 40°
2700K 245lm EEL=A+
5kWh/1000h
Item no. 551252 |



Valetto GU10 5.3W
2700K 385lm EEL=A+
6kWh/1000h
Item no. 420060 |



Variant	Item no.
GU10 QPAR51	
■ black	113491
GU10 QPAR51	
□ white	113511
GU10 QPAR51	
■ brushed aluminium	111361

NEW TRIA
QR-C51, leaf springs

C - A+



- Neutral design, flexible lighting
- The large series for all requirements

Product available in these colours



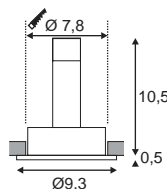
Product details

12V
Material: Aluminium



0.14 360° 30°

Line drawing



Note

Leaf springs
Not suitable for Cool Beam lamps.
Material thickness, mounting surface: 20 mm max.

Recommended accessories Item no.

Transformer 12V ~ 10-60W **461060**
dimable C, 1 sec. output
Transformer 12V ~ 50-150W **461157**
dimable C, 3 sec. outputs

Lamp details

50W max.
optional: LED

Recommended LED lamp

LED GU5.3 6.5W 36°
2700K 390lm EEL=A
7kWh/1000h
Item no. **560172** |



Variant	Item no.
GX5.3 QR-C51	
■ black	111690
GX5.3 QR-C51	
□ white	111691
GX5.3 QR-C51	
■ brushed aluminium	111696

NEW TRIA
QR-C51, leaf springs

C - A+



- Neutral design, flexible lighting
- The large series for all requirements

Product available in these colours



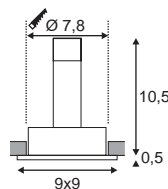
Product details

12V
Material: Aluminium



0.15 360° 30°

Line drawing



Note

Leaf springs
Not suitable for Cool Beam lamps.
Material thickness, mounting surface: 20 mm max.

Recommended accessories Item no.

Transformer 12V ~ 10-60W **461060**
dimable C, 1 sec. output
Transformer 12V ~ 50-150W **461157**
dimable C, 3 sec. outputs

Lamp details

50W max.
optional: LED

Recommended LED lamp

LED GU5.3 6.5W 36°
2700K 390lm EEL=A
7kWh/1000h
Item no. **560172** |



Variant	Item no.
GX5.3 QR-C51	
■ black	111700
GX5.3 QR-C51	
□ white	111701
GX5.3 QR-C51	
■ brushed aluminium	111706



111351 523



111274

523

NEW TRIA
QR-C51, clip springs

C - A+



- Neutral design, flexible lighting
- The large series for all requirements

Product available in these colours

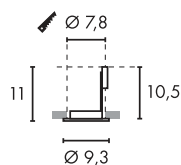


Product details

12V
Material: Aluminium



Line drawing



Note

Clip springs
Not suitable for Cool Beam lamps.
Material thickness, mounting surface: 18 mm max.

Recommended accessories Item no.

Transformer 12V ~ 10-60W **461060**
dimnable C, 1 sec. output
Transformer 12V ~ 50-150W **461157**
dimnable C, 3 sec. outputs

Lamp details

50W max.
optional: LED

Recommended LED lamp

LED GU5.3 6.5W 36°
2700K 390lm EEL=A
7kWh/1000h
Item no. 560172 |



Variant	Item no.
GX5.3 QR-C51	
■ black	113480
GX5.3 QR-C51	
□ white	113500
GX5.3 QR-C51	
■ brushed aluminium	111274

NEW TRIA
QR-C51, clip springs

C - A+



- Neutral design, flexible lighting
- The large series for all requirements

Product available in these colours

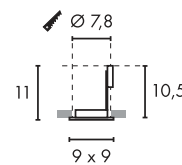


Product details

12V
Material: Aluminium



Line drawing



Note

Clip springs
Not suitable for Cool Beam lamps.
Material thickness, mounting surface: 18 mm max.

Recommended accessories Item no.

Transformer 12V ~ 10-60W **461060**
dimnable C, 1 sec. output
Transformer 12V ~ 50-150W **461157**
dimnable C, 3 sec. outputs

Lamp details

50W max.
optional: LED

Recommended LED lamp

LED GU5.3 6.5W 36°
2700K 390lm EEL=A
7kWh/1000h
Item no. 560172 |



Variant	Item no.
GX5.3 QR-C51	
■ black	113481
GX5.3 QR-C51	
□ white	113501
GX5.3 QR-C51	
■ brushed aluminium	111351



NEW TRIA
QR111, leaf springs

D - A+



- Flexible lighting in large version
- The large series for all requirements

Product available in these colours

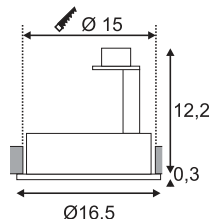


Product details

12V
Material: Aluminium



Line drawing



Note

Leaf springs
Material thickness, mounting surface: 30 mm max.

Recommended accessories Item no.

Transformer 12V ~ 10-60W **461060**
dimmmable C, 1 sec. output
Transformer 12V ~ 50-150W **461157**
dimmmable C, 3 sec. outputs

Lamp details

75W max.
optional: LED

Recommended LED lamp

LED G53 11W 45°
2800K 470lm EEL=A
12kWh/1000h
Item no. 570042 |



Variant	Item no.
G53 QR111	
■ matt black	113520
G53 QR111	
□ matt white	113530
G53 QR111	
■ anodised aluminium	111370

NEW TRIA
QR111, leaf springs

D - A+



- Flexible lighting in large version
- The large series for all requirements

Product available in these colours

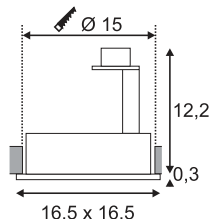


Product details

12V
Material: Aluminium



Line drawing



Note

Leaf springs
Material thickness, mounting surface: 30 mm max.

Recommended accessories Item no.

Transformer 12V ~ 10-60W **461060**
dimmmable C, 1 sec. output
Transformer 12V ~ 50-150W **461157**
dimmmable C, 3 sec. outputs

Lamp details

75W max.
optional: LED

Recommended LED lamp

LED G53 11W 45°
2800K 470lm EEL=A
12kWh/1000h
Item no. 570042 |





Variant	Item no.
G53 QR111	
■ matt black	113800
G53 QR111	
□ matt white	113531
G53 QR111	
■ brushed aluminium	111371

111380

525





NEW TRIA
QPAR111, leaf springs

E - A++



- Flexible lighting in large version
- The large series for all requirements

Product available in these colours

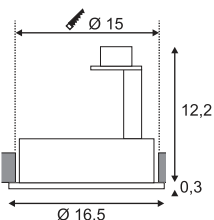


Product details

230V ~50Hz
Material: Aluminium



Line drawing



Note

Material thickness, mounting surface: 30 mm max.

Lamp details

75W max.
optional: LED

Recommended LED lamp

LED GU10 17.5W 30°
2700K 880lm EEL=A
18kWh/1000h
Item no. 551642 |



Valeto GU10 9.5W 40°
2700K-6000K 830lm EEL=A+
10kWh/1000h
Item no. 1000756 |



Variant	Item no.
GU10 QPAR111	
■ matt black	113550
GU10 QPAR111	
□ matt white	113540
GU10 QPAR111	
■ anodised aluminium	111380

NEW TRIA
QPAR111, leaf springs

E - A++



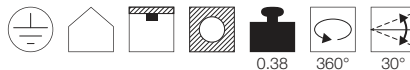
- Flexible lighting in large version
- The large series for all requirements

Product available in these colours

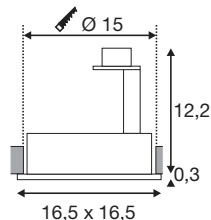


Product details

230V ~50Hz
Material: Aluminium



Line drawing



Note

Material thickness, mounting surface: 30 mm max.

Lamp details

75W max.
optional: LED

Recommended LED lamp

LED GU10 17.5W 30°
2700K 880lm EEL=A
18kWh/1000h
Item no. 551642 |



Valeto GU10 9.5W 40°
2700K-6000K 830lm EEL=A+
10kWh/1000h
Item no. 1000756 |



Variant	Item no.
GU10 QPAR111	
■ matt black	113830
GU10 QPAR111	
□ matt white	113541
GU10 QPAR111	
■ brushed aluminium	111381

NEW TRIA
QPAR51, clip springs

E - A++



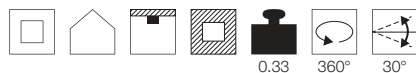
- One luminaire, two light directions
- The large series for all requirements

Product available in these colours

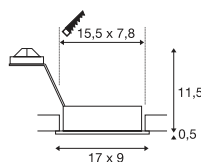


Product details

230V ~50Hz
Material: Aluminium



Line drawing



Note

Clip springs
Material thickness, mounting surface: 30 mm max.

Lamp details

2x 50W max.
optional: LED

Recommended LED lamp

LED GU10 4.3W 40°
2700K 245lm EEL=A+
5kWh/1000h

Item no. 551252 |



Valeto GU10 5.3W
2700K-6500K 385lm EEL=A+
6kWh/1000h

Item no. 420061 |



Variant	Item no.
GU10 QPAR51	
■ black	113492
GU10 QPAR51	
□ white	113512
GU10 QPAR51	
■ brushed aluminium	111362

NEW TRIA
QR-C51, clip springs

C - A+



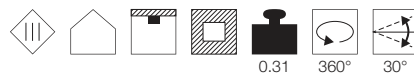
- One luminaire, two light directions
- The large series for all requirements

Product available in these colours

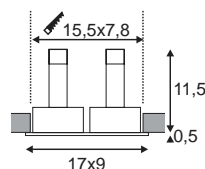


Product details

12V
Material: Aluminium



Line drawing



Note

Clip springs
Not suitable for Cool Beam lamps.
Material thickness, mounting surface: 30 mm max.

Recommended accessories Item no.

Transformer 12V ~ 10-60W 461060

dimmmable C, 1 sec. output

Transformer 12V ~ 50-150W 461157

dimmmable C, 3 sec. outputs

Lamp details

2x 50W max.
optional: LED

Recommended LED lamp

LED GU5.3 6.5W 36°
2700K 390lm EEL=A
7kWh/1000h

Item no. 560172 |



Variant	Item no.
GX5.3 QR-C51	
□ white	113502
GX5.3 QR-C51	
■ brushed aluminium	111352

113502

526





111382 527



NEW TRIA
QR111, clip springs

D - A+



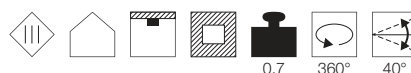
- One luminaire, two light directions
- The large series for all requirements

Product available in these colours

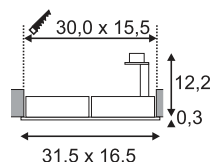


Product details

12V
Material: Aluminium



Line drawing



Note

Clip springs
Material thickness, mounting surface: 30 mm max.

Recommended accessories Item no.

Transformer 12V ~ 50-150W **461157**
dimmable TRIAC C,
3 sec. outputs

Lamp details

2x 75W max.
optional: LED

Recommended LED lamp

LED G53 11W 45°
2800K 470lm EEL=A
12kWh/1000h
Item no. 570042 |



Variant	Item no.
G53 QR111	
■ matt black	113810
G53 QR111	
□ matt white	113811
G53 QR111	
■ brushed aluminium	111372

NEW TRIA
QPAR111, clip springs

E - A++



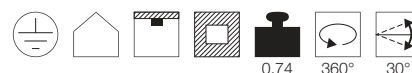
- One luminaire, two light directions
- The large series for all requirements

Product available in these colours

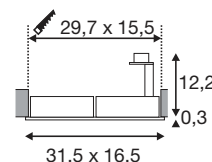


Product details

230V ~50Hz
Material: Aluminium



Line drawing



Note

Clip springs
Material thickness, mounting surface: 30 mm max.

Lamp details

2x 75W max.
optional: LED

Recommended LED lamp

LED GU10 17.5W 30°
2700K 880lm EEL=A
18kWh/1000h
Item no. 551642 |



Valetto GU10 9.5W 40°
2700K-6000K 830lm EEL=A+
10kWh/1000h
Item no. 1000756 |




Variant	Item no.
GU10 QPAR111	
■ matt black	113840
GU10 QPAR111	
□ matt white	113841
GU10 QPAR111	
■ brushed aluminium	111382



111371 524





NEW TRIA
QPAR51, clip springs

E - A++



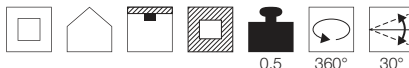
- Different beam angle with just one luminaire
- The large series for all requirements

Product available in these colours

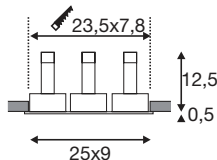


Product details

230V ~50Hz
Material: Aluminium



Line drawing



Note

Clip springs
Material thickness, mounting surface: 30 mm max.

Lamp details

3x 50W max.
optional: LED

Recommended LED lamp

LED GU10 4.3W 40°
2700K 245lm EEL=A+
5kWh/1000h
Item no. 551252 |



Valetto GU10 5.3W
2700K-6500K 385lm EEL=A+
6kWh/1000h
Item no. 420061 |



Variant	Item no.
GU10 QPAR51	
■ black	113493
□ white	113513
■ brushed aluminium	111363

NEW TRIA
QPAR111, clip springs

E - A++



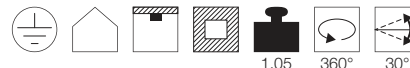
- Different beam angle with just one luminaire
- The large series for all requirements

Product available in these colours

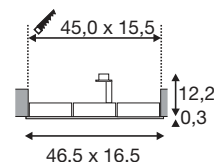


Product details

230V ~50Hz
Material: Aluminium



Line drawing



Note

Clip springs
Material thickness, mounting surface: 30 mm max.

Lamp details

3x 75W max.
optional: LED

Recommended LED lamp

LED GU10 17.5W 30°
2700K 880lm EEL=A
18kWh/1000h
Item no. 551642 |



Valetto GU10 9.5W 40°
2700K-6000K 830lm EEL=A+
10kWh/1000h
Item no. 1000756 |



Variant	Item no.
GU10 QPAR111	
■ matt black	113850
□ matt white	113851
■ brushed aluminium	111383

NEW TRIA XL
QPAR51, clip springs

E - A++



- Down-to-earth design, flexible lighting
- Large edge for covering over cutting mistakes
- The large series for all requirements

Product available in these colours



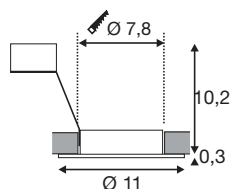
Product details

230V ~50Hz
Material: Aluminium



0.19 360° 30°

Line drawing



Note

Clip springs
Material thickness, mounting surface: 18 mm max.

Lamp details

50W max.
optional: LED

Recommended LED lamp

LED GU10 6.5W 36°
3000K 520lm EEL=A+
7kWh/1000h
Item no. 551273 |




Valeto GU10 5.3W
2700K-6500K 385lm EEL=A+
6kWh/1000h
Item no. 420061 |



Variant	Item no.
GU10 QPAR51	
■ matt black	113440
GU10 QPAR51	
□ matt white	113441
GU10 QPAR51	
■ brushed aluminium	113446

NEW TRIA XL
QPAR51, clip springs

E - A++



- Down-to-earth design, flexible lighting
- Large edge for covering over cutting mistakes
- The large series for all requirements

Product available in these colours



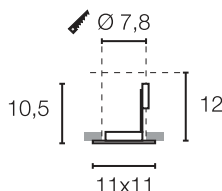
Product details

230V ~50Hz
Material: Aluminium



0.21 360° 30°

Line drawing



Note

Clip springs
Material thickness, mounting surface: 18 mm max.

Lamp details

50W max.
optional: LED

Recommended LED lamp

LED GU10 6.5W 36°
3000K 520lm EEL=A+
7kWh/1000h
Item no. 551273 |



Valeto GU10 5.3W
2700K-6500K 385lm EEL=A+
6kWh/1000h
Item no. 420061 |



Variant	Item no.
GU10 QPAR51	
■ matt black	113450
GU10 QPAR51	
□ matt white	113451
GU10 QPAR51	
■ brushed aluminium	113456



113456 530





113456 530

NEW TRIA MINI
Clip springs

A - A++



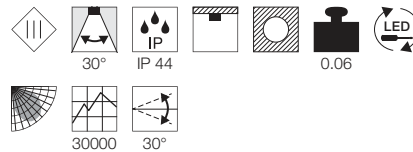
- Small version
- The large series for all requirements

Product available in these colours

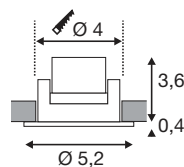


Product details

700mA /2.2W
Material: Aluminium



Line drawing



Note

Material thickness, mounting surface: 20 mm max.
Driver excl.
You can find products and drivers on page 0536

Recommended accessories Item no.

LED driver 11W 700mA incl. strain relief	464030
Multiway connector 3-way	111830
Multiway connector 6-way	111831
Cable extension 1m	111832
LED driver 700mA/10.5W	464142
Triac C, L	
Valetto Switchbox dimmable	420012

Variant	Item no.
143lm 3000K CRI80 ■ matt black	113980
143lm 3000K CRI80 □ matt white	113981
143lm 3000K CRI80 ■ brushed aluminium	113986


NEW TRIA MINI
Clip springs

A - A++



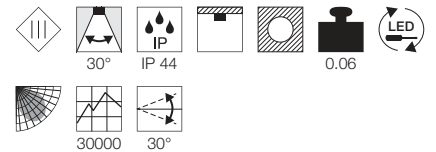
- Small version
- The large series for all requirements

Product available in these colours

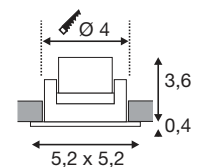


Product details

700mA /2.2W
Material: Aluminium



Line drawing



Note

Material thickness, mounting surface: 20 mm max.
Driver excl.
You can find products and drivers on page 0536

Recommended accessories Item no.

LED driver 11W 700mA incl. strain relief	464030
Multiway connector 3-way	111830
Multiway connector 6-way	111831
Cable extension 1m	111832
LED driver 700mA/10.5W	464142
Triac C, L	
Valetto Switchbox dimmable	420012

Variant	Item no.
143lm 3000K CRI80 ■ matt black	114410
143lm 3000K CRI80 □ matt white	114411
143lm 3000K CRI80 ■ brushed aluminium	114416

NEW TRIA 68
QPAR51, clip springs

E - A++



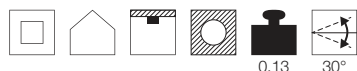
- Seamlessly blends into your living room ambience
- The large series for all requirements
- Suitable for standard drill bits

Product available in these colours



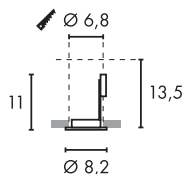
Product details

230V ~50Hz
Material: Aluminium



0.13 30°

Line drawing



Note

Clip springs
Material thickness, mounting surface: 20 mm max.

Lamp details

50W max.
optional: LED

Recommended LED lamp

LED GU10 7W 36°
3000K 520lm EEL=A+
7kWh/1000h
Item no. 551283 |



Valetto GU10 5.3W
2700K-6500K 385lm EEL=A+
6kWh/1000h
Item no. 420061 |



Variant	Item no.
GU10 QPAR51	
■ black	113460
GU10 QPAR51	
□ white	113461
GU10 QPAR51	
■ brushed aluminium	113466

NEW TRIA 68
QPAR51, clip springs

E - A++



- Seamlessly blends into your living room ambience
- The large series for all requirements
- Suitable for standard drill bits

Product available in these colours



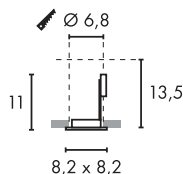
Product details

230V ~50Hz
Material: Aluminium



0.14 30°

Line drawing



Note

Clip springs
Material thickness, mounting surface: 20 mm max.

Lamp details

50W max.
optional: LED

Recommended LED lamp


LED GU10 7W 36°
3000K 520lm EEL=A+
7kWh/1000h
Item no. 551283 |



Valetto GU10 5.3W
2700K-6500K 385lm EEL=A+
6kWh/1000h
Item no. 420061 |



Variant	Item no.
GU10 QPAR51	
■ black	113470
GU10 QPAR51	
□ white	113471
GU10 QPAR51	
■ brushed aluminium	113476





114390 533



114380 533

NEW TRIA 68
Clip springs

A - A++



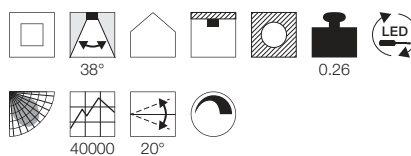
- Seamlessly blends into your living room ambience
- The large series for all requirements
- Suitable for standard drill bits
- Premium LED

Product available in these colours

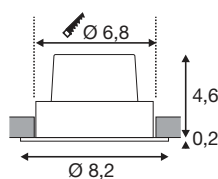


Product details

220-240V ~50/60Hz sec. 500mA
Total consumption: 12W
Material: Aluminium
Dimmable: Triac C, Triac L



Line drawing



Note

Clip springs
Material thickness, mounting surface: 20 mm max.

Recommended accessories Item no.

Valetto Switchbox dimmable 420012

Variant	Item no.
775lm 3000K CRI80	
■ matt black	114380
□ matt white	114381
800lm 3000K CRI80	
■ brushed aluminium	114386

NEW TRIA 68
Clip springs

A - A++



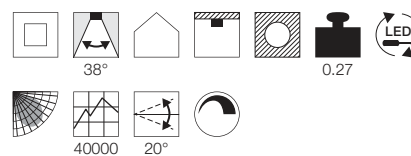
- Seamlessly blends into your living room ambience
- The large series for all requirements
- Suitable for standard drill bits
- Premium LED

Product available in these colours

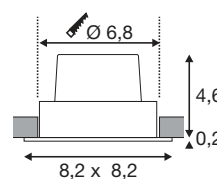


Product details

220-240V ~50/60Hz sec. 500mA
Total consumption: 12W
Material: Aluminium
Dimmable: Triac C, Triac L



Line drawing



Note

Clip springs
Material thickness, mounting surface: 20 mm max.

Recommended accessories Item no.

Valetto Switchbox dimmable 420012

Variant	Item no.
775lm 3000K CRI80	
■ matt black	114390
□ matt white	114391
800lm 3000K CRI80	
■ brushed aluminium	114396

NEW TRIA SET
Clip springs

A - A++



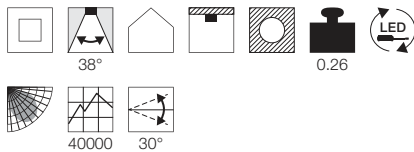
- Seamlessly blends into your living room ambience
- The large series for all requirements
- Premium LED

Product available in these colours

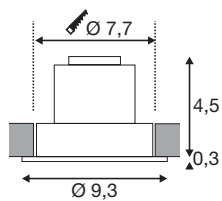


Product details

220-240V ~50/60Hz sec. 350mA
Total consumption: 9.1W
Material: Aluminium



Line drawing



Note

Clip springs
Material thickness, mounting surface: 20 mm max.

Recommended accessories Item no.

Valetto Box switch on/off 420010

Variant	Item no.
575lm 2700K CRI>80	
■ matt black	113870
600lm 2700K CRI>80	
□ white	113871
600lm 2700K CRI>80	
■ brushed aluminium	113876

NEW TRIA SET
Clip springs

A - A++



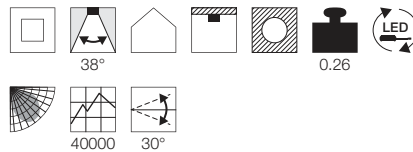
- Seamlessly blends into your living room ambience
- The large series for all requirements
- Premium LED

Product available in these colours

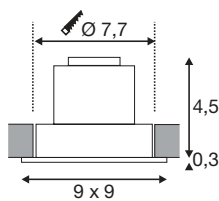


Product details

220-240V ~50/60Hz sec. 350mA
Total consumption: 9.1W
Material: Aluminium



Line drawing



Note

Clip springs
Material thickness, mounting surface: 20 mm max.

Recommended accessories Item no.

Valetto Box switch on/off 420010

Variant	Item no.
575lm 2700K CRI>80	
■ matt black	113880
600lm 2700K CRI>80	
□ white	113881
600lm 2700K CRI>80	
■ brushed aluminium	113886





113916 535



NEW TRIA SET
Clip springs

A - A++



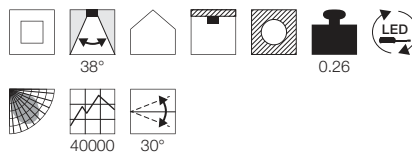
- Seamlessly blends into your living room ambience
- The large series for all requirements
- Premium LED

Product available in these colours

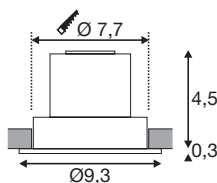


Product details

220-240V ~50/60Hz sec. 350mA
Total consumption: 9.1W
Material: Aluminium/plastic



Line drawing



Note

Clip springs
Material thickness, mounting surface: 20 mm max.

NEW TRIA SET
Clip springs

A - A++



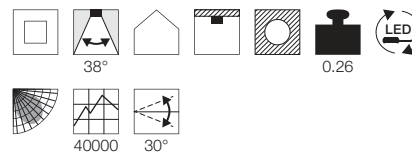
- Seamlessly blends into your living room ambience
- The large series for all requirements
- Premium LED

Product available in these colours

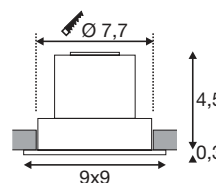


Product details

220-240V ~50/60Hz sec. 350mA
Total consumption: 9.1W
Material: Aluminium/plastic




Line drawing



Note

Clip springs
Material thickness, mounting surface: 20 mm max.



Recommended accessories Item no.

Valetto Box switch on/off 420010

Variant	Item no.
600lm 3000K CRI>80	
■ matt black	113900
625lm 3000K CRI>80	
□ white	113901
625lm 3000K CRI>80	
■ brushed aluminium	113906

Recommended accessories Item no.

Valetto Box switch on/off 420010

Variant	Item no.
600lm 3000K CRI>80	
■ matt black	113910
625lm 3000K CRI>80	
□ white	113911
625lm 3000K CRI>80	
■ brushed aluminium	113916

NEW TRIA MINI SET

Clip springs

A - A++



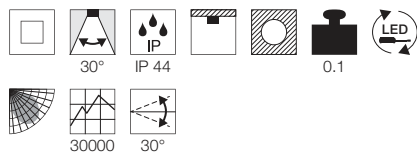
- Small version for special lighting arrangements
- The large series for all requirements
- Premium LED

Product available in these colours

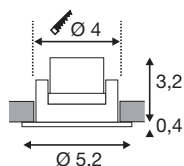


Product details

220-240V ~50/60Hz sec. 700mA
 Total consumption: 4.4W
 Material: Aluminium



Line drawing



Note

Clip springs
 Material thickness, mounting surface: 20 mm max.
 Products without drivers can be found on page 0531.

Recommended accessories Item no.

Valetto Box switch on/off 420010

Variant	Item no.
143lm 3000K CRI80 ■ matt black	113970
143lm 3000K CRI80 □ matt white	113971
143lm 3000K CRI80 ■ brushed aluminium	113976

NEW TRIA MINI SET

Clip springs

A - A++



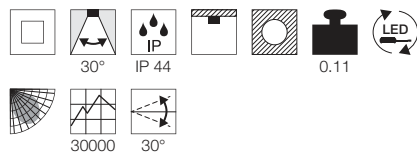
- Small version for special lighting arrangements
- The large series for all requirements
- Premium LED

Product available in these colours

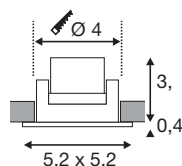


Product details

220-240V ~50/60Hz sec. 700mA
 Total consumption: 4.4W
 Material: Aluminium



Line drawing



Note

Clip springs
 Material thickness, mounting surface: 20 mm max.
 Products without drivers can be found on page 0531.

Recommended accessories Item no.

Valetto Box switch on/off 420010

Variant	Item no.
143lm 3000K CRI80 ■ matt black	114400
143lm 3000K CRI80 □ matt white	114401
143lm 3000K CRI80 ■ brushed aluminium	114406





NEW TRIA DISK

Clip springs

A - A++



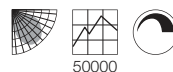
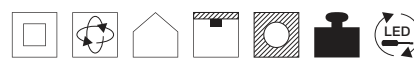
- Down-to-earth design, flexible lighting
- The large series for all requirements

Product available in these colours

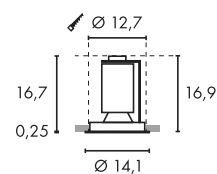


Product details

230V ~50/60Hz
 Total consumption: 12W
 Material: Aluminium
 Dimmable: Triac L



Line drawing



Note

Clip springs
 Material thickness, mounting surface: 20 mm max.

Recommended accessories Item no.

Valetto Switchbox dimmable 420012

Variant	Item no.
800lm 2700 K CRI80 35°	
□ matt white	113581
800lm 2700 K CRI80 35°	
■ silver-grey	113584
800lm 2700 K CRI80 60°	
□ matt white	113591

NEW TRIA SET
Clip springs

A - A++



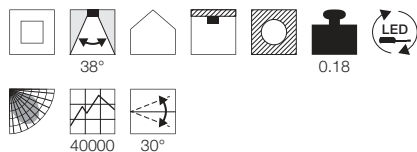
- Versatile use thanks to space-saving installation
- The large series for all requirements
- Low installation depth

Product available in these colours

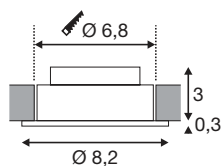


Product details

220-240V ~50/60Hz sec. 350mA
Total consumption: 5.3W
Material: Aluminium



Line drawing



Note

Clip springs
Material thickness, mounting surface: 20 mm max.

Recommended accessories Item no.

Valetto Box switch on/off 420010

Variant	Item no.
300lm 3000K CRI80 white	113951
300lm 3000K CRI80 brushed aluminium	113956

NEW TRIA SET
Clip springs

A - A++



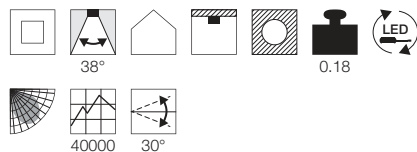
- Versatile use thanks to space-saving installation
- The large series for all requirements
- Low installation depth

Product available in these colours

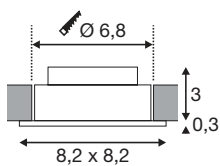


Product details

220-240V ~50/60Hz sec. 350mA
Total consumption: 5.3W
Material: Aluminium



Line drawing



Note

Clip springs
Material thickness, mounting surface: 20 mm max.

Recommended accessories Item no.

Valetto Box switch on/off 420010

Variant	Item no.
300lm 3000K CRI80 white	113961
300lm 3000K CRI80 brushed aluminium	113966





113966 538

NEW TRIA SET

A - A++



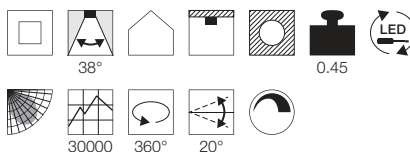
- Versatile use thanks to space-saving installation
- The large series for all requirements
- Premium LED
- Low installation depth

Product available in these colours

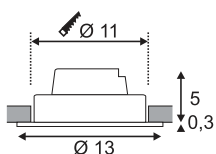


Product details

200-240V ~50/60Hz sec. 350mA
 Total consumption: 16W
 Material: Aluminium
 Dimmable: Triac C, Triac L



Line drawing



Note

Clip springs
 Material thickness, mounting surface: 20 mm max.

Recommended accessories Item no.

Valetto Switchbox dimmable 420012

Variant	Item no.
1010lm 2700K CRI80	
■ black	114220
1030lm 2700K CRI80	
□ white	114221
1030lm 2700K CRI80	
■ brushed aluminium	114226
1100lm 3000K CRI80	
■ black	114230
1120lm 3000K CRI80	
□ white	114231
1120lm 3000K CRI80	
■ brushed aluminium	114236

NEW TRIA SET

A - A++



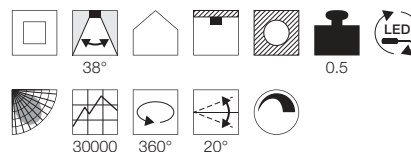
- Versatile use thanks to space-saving installation
- The large series for all requirements
- Premium LED
- Low installation depth

Product available in these colours

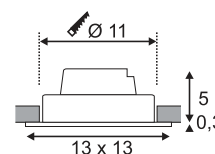


Product details

200-240V ~50/60Hz sec. 350mA
 Total consumption: 16W
 Material: Aluminium
 Dimmable: Triac C, Triac L



Line drawing



Note

Clip springs
 Material thickness, mounting surface: 20 mm max.

Recommended accessories Item no.

Valetto Switchbox dimmable 420012

Variant	Item no.
1010lm 2700K CRI80	
■ black	114240
1030lm 2700K CRI80	
□ white	114241
1030lm 2700K CRI80	
■ brushed aluminium	114246
1100lm 3000K CRI80	
■ black	114250
1120lm 3000K CRI80	
□ white	114251
1120lm 3000K CRI80	
■ brushed aluminium	114256

NEW TRIA SET

A - A++



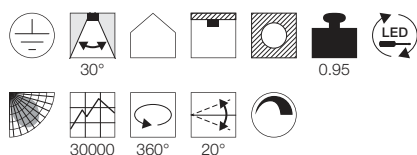
- Versatile use thanks to space-saving installation
- The large series for all requirements
- Premium LED
- Low installation depth
- Higher luminous flux

Product available in these colours

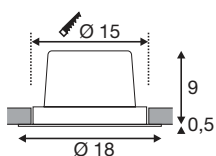


Product details

100-240V ~50/60Hz sec. 700mA
 Total consumption: 29W
 Material: Aluminium
 Dimmable: 1-10V



Line drawing



Note

Clip springs
 Material thickness, mounting surface: 20 mm max.

Recommended accessories Item no.

Valetto Box 1-10V 420011

Variant	Item no.
2210lm 2700K CRI80 ■ black	114260
2275lm 2700K CRI80 □ white	114261
2275lm 2700K CRI80 ■ brushed aluminium	114266
2425lm 3000K CRI80 ■ black	114270
2500lm 3000K CRI80 □ white	114271
2500lm 3000K CRI80 ■ brushed aluminium	114276

NEW TRIA SET

A - A++



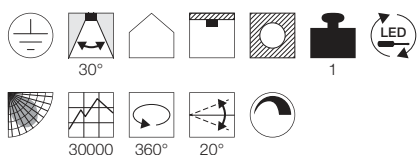
- Versatile use thanks to space-saving installation
- The large series for all requirements
- Premium LED
- Low installation depth
- Higher luminous flux

Product available in these colours

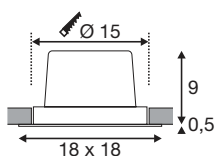


Product details

100-240V ~50/60Hz sec. 700mA
 Total consumption: 29W
 Material: Aluminium
 Dimmable: 1-10V



Line drawing



Note

Clip springs
 Material thickness, mounting surface: 20 mm max.

Recommended accessories Item no.

Valetto Box 1-10V 420011

Variant	Item no.
2210lm 2700K CRI80 ■ black	114280
2275lm 2700K CRI80 □ white	114281
2275lm 2700K CRI80 ■ brushed aluminium	114286
2425lm 3000K CRI80 ■ black	114290
2500lm 3000K CRI80 □ white	114291
2500lm 3000K CRI80 ■ brushed aluminium	114296





113896 541



113926 541

NEW TRIA SET

A - A++



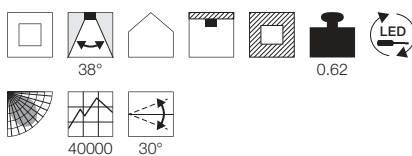
- Different beam angle with just one luminaire
- The large series for all requirements
- Premium LED

Product available in these colours

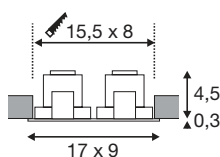


Product details

220-240V ~50/60Hz sec. 350mA
 Total consumption: 15W
 Material: Aluminium



Line drawing



Note

Clip springs
 Material thickness, mounting surface: 30 mm max.

Recommended accessories Item no.

Valetto Box switch on/off 420010

Variant	Item no.
1150lm 2700K CRI80	
■ matt black	113890
1200lm 2700K CRI80	
□ white	113891
1200lm 2700K CRI80	
■ brushed aluminium	113896
1150lm 3000K CRI80	
■ matt black	113920
1200lm 3000K CRI80	
□ white	113921
1200lm 3000K CRI80	
■ brushed aluminium	113926

NEW TRIA SET

A - A++



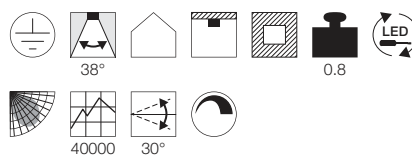
- Different beam angle with just one luminaire
- The large series for all requirements
- Premium LED

Product available in these colours

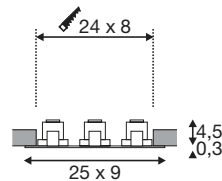


Product details

100-240V ~50/60Hz sec. 500mA
 Total consumption: 30W
 Material: Aluminium
 Dimmable: 1-10V



Line drawing



Note

Clip springs
 Material thickness, mounting surface: 30 mm max.

Recommended accessories Item no.

Valetto Box 1-10V 420011

Variant	Item no.
2300lm 2700K CRI80	
■ matt black	114200
2400lm 2700K CRI80	
□ matt white	114201
2400lm 2700K CRI80	
■ brushed aluminium	114206
2400lm 3000K CRI80	
■ matt black	114210
2500lm 3000K CRI80	
□ matt white	114211
2500lm 3000K CRI80	
■ brushed aluminium	114216

LIGHTPOINT

A - A++



- Extraordinary design in large version
- Premium LED

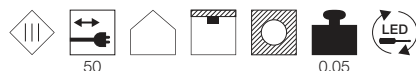
Product available in these colours



Product details

350mA /1W

Material: Aluminium/plastic



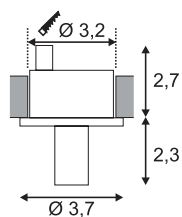
50

0.05



35000

Line drawing



Note

Material thickness, mounting surface: 15 mm max.
AMP plug included

Recommended accessories Item no.

LED driver 3W 350mA	464107
Multiway connector with 3 outputs	111850
Valeto Box switch on/off	420010

Variant	Item no.
60lm 3000K CRI80 □ white	118021
60lm 3000K CRI80 ■ brushed aluminium	118026

118021 542





CRYSTAL

C - A+



- Exclusive design with extraordinary lighting effects
- Real crystal glass
- Special lighting effect

Product available in this colour



Product details

12V
 Material: Steel/crystal glass
 Product dimensions: Ø: 10 cm H: 2.7 cm
 Installation dimensions: Installation Ø: 6.4 cm
 D: 8 cm



0.46

Recommended accessories Item no.

Transformer 12V ~ 10-60W 461060
 dimmable Triac C,
 1 sec. output

Lamp details

35W max.

Recommended lamp LED

LED GU5.3 6.5W 36°
 2700K 390lm EEL=A
 7kWh/1000h
 Item no. 560172 | 32.90 EUR



Variant	Item no.
GU5.3 QR-C51	
■ chrome	114921

KAMUELA

A - A++



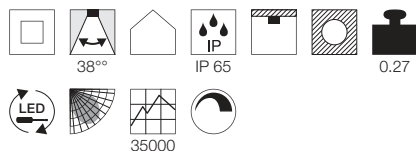
• Fire resistant for at least 90 minutes

Product available in these colours



Product details

220-240V ~50Hz
 Total consumption: 7.8W
 Material: Aluminium
 Product dimensions: Ø: 9 cm H: 10.2 cm
 Installation dimensions:
 Installation Ø: 8 cm D: 10.2 cm
 Dimmable: Triac



Note

Material thickness, mounting surface: 40 mm max.

Recommended accessories Item no.

Valetto Switchbox dimmable 420012

Variant	Item no.
600lm 3000K CRI	
■ black	1001011
600lm 3000K CRI	
□ white	1001012
600lm 4000K CRI	
■ black	1001013
600lm 4000K CRI	
□ white	1001014

KAMUELA ECO

A - A++



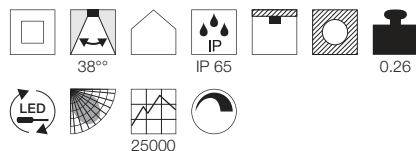
• Fire resistant for at least 90 minutes

Product available in these colours



Product details

220-240V ~50Hz
 Total consumption: 6.5W
 Material: Aluminium / PC
 Product dimensions: Ø: 9 cm H: 7.1 cm
 Installation dimensions:
 Installation Ø: 8 cm D: 7.1 cm
 Dimmable: Triac



Note

Material thickness, mounting surface: 40 mm max.

Recommended accessories Item no.

Valetto Switchbox dimmable 420012

Variant	Item no.
400lm 3000K CRI >80	
■ black	1001015
400lm 3000K CRI >80	
□ white	1001016
400lm 4000K CRI >80	
■ black	1001017
400lm 4000K CRI >80	
□ white	1001018





FIRE PROTECTION RECESSED FITTING



F-LIGHT

A - A++



- Fire resistant for at least 90 minutes

Product available in this colour



Product details

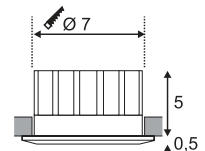
350mA /6.4W

Material: Aluminium/steel/PMMA



0.17

Line drawing



Note

Material thickness, mounting surface: 30 mm max.
Flat / deep panel available as an optional accessory
LED driver excl.

Deep panel

Steel/glass
Ø: 9.5 cm H: 5 cm
1 pc.



Flat panel

Aluminium/glass
Ø: 8.5 cm H: 1.5 cm
1 pc.



Variant	Item no.
■ black	114070
□ white	114071

Variant	Item no.
■ black	114080
□ white	114081
■ chrome	114082

Recommended accessories Item no.

LED driver 10W 350mA, 464140
dimmable Triac C, L

Variant	Item no.
690lm 3000K CRI>80 40°	
□ white	114051
690lm 3000K CRI>80 60°	
□ white	114061

VERLUX

A - A++



NEW

LED INSIDE



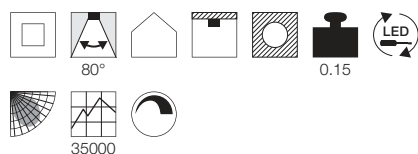
- Round recess cut-out
- Lightweight thanks to plastic housing
- Premium LED

Product available in this colour

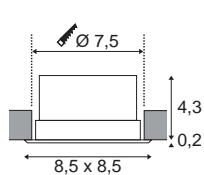


Product details

220-240V ~50/60Hz sec. 500mA
 Total consumption: 12W
 Material: Aluminium/plastic
 Dimmable: Triac C, Triac L



Line drawing



Note

Material thickness, mounting surface: 30 mm max.
 Can be integrated in the Valetto system with Valetto Switch Box 420012.

VERLUX

A - A++



NEW

LED INSIDE



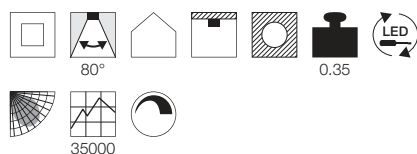
- Round recess cut-out
- Lightweight thanks to plastic housing
- Premium LED

Product available in this colour

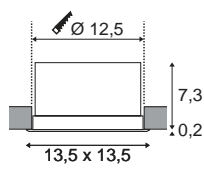


Product details

220-240V ~50/60Hz sec. 500mA
 Total consumption: 22W
 Material: Aluminium/plastic
 Dimmable: Triac C, Triac L



Line drawing



Note

Material thickness, mounting surface: 30 mm max.
 Can be integrated in the Valetto system with Valetto Switch Box 420012.

VERLUX

A - A++



NEW

LED INSIDE



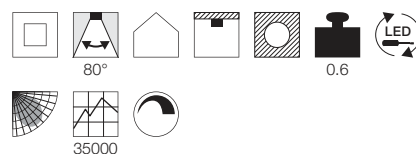
- Round recess cut-out
- Lightweight thanks to plastic housing
- Premium LED

Product available in this colour

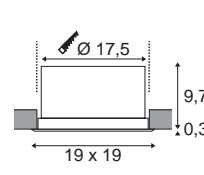


Product details

220-240V ~50/60Hz sec. 700mA
 Total consumption: 31W
 Material: Aluminium/plastic
 Dimmable: Triac C, Triac L



Line drawing



Note

Material thickness, mounting surface: 30 mm max.
 Can be integrated in the Valetto system with Valetto Switch Box 420012.

Variant	Item no.
880lm 3000K CRI80 □ white	112682

Variant	Item no.
1800lm 3000K CRI80 □ white	112692

Variant	Item no.
2360lm 3000K CRI80 □ white	112702



1000795 547

VERLUX

A - A++

NEW
LED
INSIDE


- Modern spotlight for extraordinary lighting
- Asymmetrical light emission

Product available in this colour



Product details

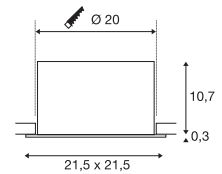
220-240V ~50/60Hz sec. 350mA
 Material: Aluminium/plastic
 Dimmable: Triac, Triac C, Triac L



35000



Line drawing



Note

Material thickness, mounting surface: 25 mm max.

Recommended accessories Item no.

Valetto Switchbox dimmable 420012

Variant	Item no.
650lm 8.6W 3000K CRI>80 L: 11,5 cm W: 11,5 cm H: 6 cm 0,18 kg <input type="checkbox"/> white	1000795
1370lm 16W 3000K CRI>80 L: 21,5 cm W: 21,5 cm H: 11 cm 0,39 kg <input type="checkbox"/> white	1000796

PLASTRA
QPAR51

E - A++



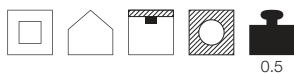
- Invisible thanks to individual design options
- Flush installation possible

Product available in these colours and variants



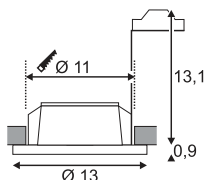
Product details

230V ~50Hz
Material: Plaster/steel



0.5

Line drawing



Note

Material thickness, mounting surface: 25 mm max.

Lamp details

35W max.
optional: LED

Recommended LED lamp

LED GU10 7W 36°
3000K 520lm EEL=A+
7kWh/1000h
Item no. 551283 |



Valeto GU10 5.3W
2700K-6500K 385lm EEL=A+
6kWh/1000h
Item no. 420061 |



Variant	Item no.
GU10 QPAR51 <input type="checkbox"/> white	148070

PLASTRA
QPAR51

E - A++



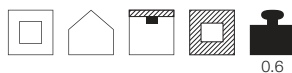
- Invisible thanks to individual design options
- Flush installation possible

Product available in these colours and variants



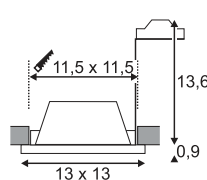
Product details

230V ~50Hz
Material: Plaster/steel



0.6

Line drawing



Note

Material thickness, mounting surface: 30 mm max.

Lamp details

35W max.
optional: LED

Recommended LED lamp

LED GU10 7W 36°
3000K 520lm EEL=A+
7kWh/1000h
Item no. 551283 |



Valeto GU10 5.3W
2700K-6500K 385lm EEL=A+
6kWh/1000h
Item no. 420061 |



Variant	Item no.
GU10 QPAR51 <input type="checkbox"/> white	148071





148072 549



160631 549

PLASTRA
QPAR51

E - A++



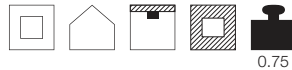
- Invisible thanks to individual design options
- Asymmetrical
- Flush installation possible

Product available in these colours and variants



Product details

230V ~50Hz
Material: Plaster/steel



BOOST

A - A++



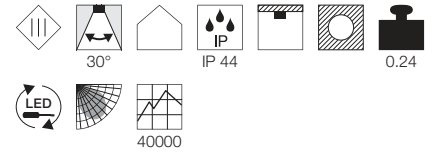
- Can be flexibly integrated in any environment
- Suitable for wet rooms
- Premium LED

Product available in this colour

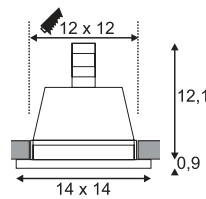


Product details

500mA /9W
Material: Aluminium/plastic



Line drawing



Note

Material thickness, mounting surface: 25 mm max.

Lamp details

35W max.
optional: LED

Recommended LED lamp

LED GU10 7W 36°
3000K 520lm EEL=A+
7kWh/1000h
Item no. 551283 |

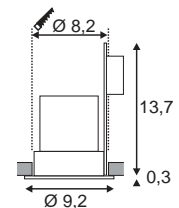


Valeto GU10 5.3W
2700K-6500K 385lm EEL=A+
6kWh/1000h
Item no. 420061 |



Variant	Item no.
GU10 QPAR51 □ white	148072

Line drawing




Note

Material thickness, mounting surface: 25 mm max.

Recommended accessories Item no.

LED driver 9W 500mA **464091**
Valeto Box switch on/off **420010**

Variant	Item no.
640lm 3000K CRI>80 □ white	160631



111992 551





TRITON

A - A++



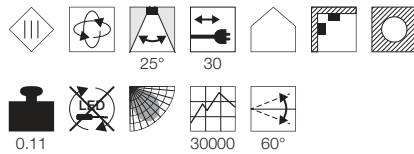
- Flexibly deployable as basic or accent lighting
- Premium LED

Product available in this colour

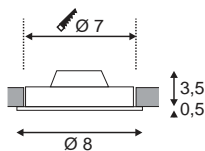


Product details

350mA /3W
Material: Aluminium



Line drawing



Note

Material thickness, mounting surface: 20 mm max.
Includes AMP plug

Recommended accessories Item no.

LED driver 3W 350mA	464107
Multiway connector with 3 outputs	111850

Variant	Item no.
250lm 3000K CRI>80	
■ silver-grey	111852

EYEDOWN

A - A++



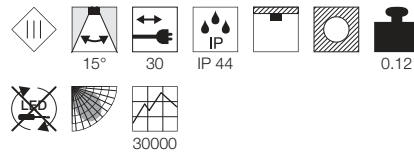
- Inconspicuous design suitable for indoors and outdoors
- Premium LED

Product available in this colour

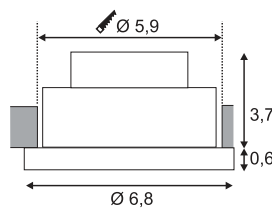


Product details

350mA /3W
Material: Aluminium/glass



Line drawing



Note

Material thickness, mounting surface: 30 mm max.
Includes AMP plug

Recommended accessories Item no.

LED driver 3W 350mA	464107
Multiway connector with 3 outputs	111850

Variant	Item no.
190lm 3000K CRI80	
■ anodised aluminium	111982

EYEDOWN

A - A++



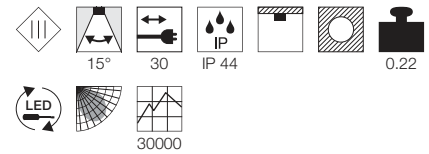
- Inconspicuous design suitable for indoors and outdoors
- Premium LED

Product available in this colour

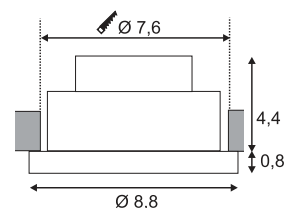


Product details

350mA /6W
Material: Aluminium/glass



Line drawing



Note

Material thickness, mounting surface: 30 mm max.
Includes AMP plug

Recommended accessories Item no.

LED driver 9W 350mA	464109
Multiway connector with 3 outputs	111850

Variant	Item no.
400lm 3000K CRI80	
■ anodised aluminium	111992

DOLIX OUT
QR-C51

C - A+



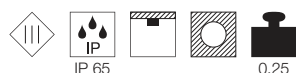
• Suitable for wet rooms

Product available in these colours

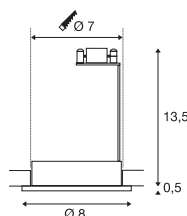


Product details

12V
Material: Aluminium/glass



Line drawing



Note

Not suitable for Cool Beam lamps.
Material thickness, mounting surface: 20 mm max.

Recommended accessories Item no.

Transformer 12V IP44 10VA **227140**
Transformer 12V IP44 60VA **227160**

Lamp details

35W max.
optional: LED

Recommended LED lamp

LED GU5.3 3.8W 40°
3000K 245lm EEL=A+
5kWh/1000h
Item no. 551243 |



Variant	Item no.
GX5.3 QR-C51	
□ white	111001
GX5.3 QR-C51	
■ chrome	111002
GX5.3 QR-C51	
■ titanium	111007
GX5.3 QR-C51	
■ silver-grey	111008

DOLIX OUT
QR-C51

C - A+



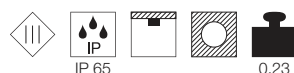
• Suitable for wet rooms

Product available in these colours

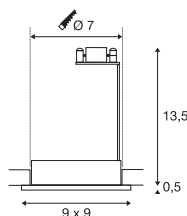


Product details

12V
Material: Aluminium/glass



Line drawing



Note

Not suitable for Cool Beam lamps.
Material thickness, mounting surface: 20 mm max.

Recommended accessories Item no.

Transformer 12V IP44 10VA **227140**
Transformer 12V IP44 60VA **227160**

Lamp details

35W max.
optional: LED

Recommended LED lamp

LED GU5.3 3.8W 40°
3000K 245lm EEL=A+
5kWh/1000h
Item no. 551243 |



Variant	Item no.
GX5.3 QR-C51	
□ white	111121
GX5.3 QR-C51	
■ chrome	111122
GX5.3 QR-C51	
■ titanium	111127
GX5.3 QR-C51	
■ silver-grey	111128



111128 552



111022 553

DOLIX OUT
QPAR51

E - A++



- Suitable for wet rooms

Product available in these colours



Product details

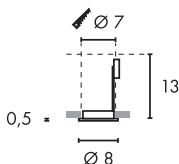
230-240V ~50/60Hz
Material: Aluminium/glass



IP 44

0.3

Line drawing



Note

Material thickness, mounting surface: 15 mm max.

Lamp details

35W max.
optional: LED

Recommended LED lamp

LED GU10 4.3W 40°
2700K 245lm EEL=A+
5kWh/1000h
Item no. 551252 |



Valetto GU10 5.3W
2700K-6500K 385lm EEL=A+
6kWh/1000h
Item no. 420061 |



DOLIX OUT
QPAR51

E - A++



- Suitable for wet rooms

Product available in these colours



Product details

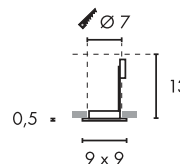
230-240V ~50/60Hz
Material: Aluminium/glass



IP 44

0.3

Line drawing



Note

Material thickness, mounting surface: 15 mm max.

Lamp details

35W max.
optional: LED

Recommended LED lamp

LED GU10 4.3W 40°
2700K 245lm EEL=A+
5kWh/1000h
Item no. 551252 |



Valetto GU10 5.3W
2700K-6500K 385lm EEL=A+
6kWh/1000h
Item no. 420061 |



Variant	Item no.
GU10 QPAR51	
□ white	111021
GU10 QPAR51	
■ chrome	111022
GU10 QPAR51	
■ silver-grey	111024
GU10 QPAR51	
■ titanium	111027

Variant	Item no.
GU10 QPAR51	
□ white	111141
GU10 QPAR51	
■ chrome	111142
GU10 QPAR51	
■ silver-grey	111144
GU10 QPAR51	
■ titanium	111147

PATTA-F

A - A++



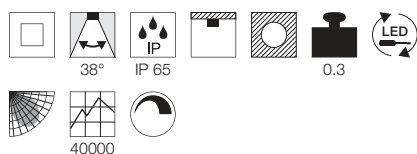
- Ideal for modern bathrooms
- High IP protection class (protection glass)
- Entire surface made from premium LED protection glass

Product available in these colours

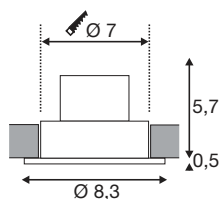


Product details

220-240V ~50/60Hz sec. 500mA
 Total consumption: 12W
 Material: Aluminium/glass
 Dimmable: Triac C, Triac L



Line drawing



Note

Clip springs
 Material thickness, mounting surface: 20 mm max.

Recommended accessories Item no.

Valeto Switchbox dimmable 420012

Variant	Item no.
630lm 3000K CRI80	
■ black	114440
765lm 3000K CRI80	
□ white	114441

PATTA-F

A - A++



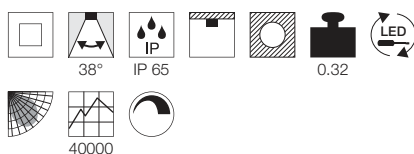
- Ideal for modern bathrooms
- High IP protection class (protection glass)
- Entire surface made from premium LED protection glass

Product available in these colours

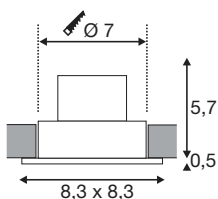


Product details

220-240V ~50/60Hz sec. 500mA
 Total consumption: 12W
 Material: Aluminium/glass
 Dimmable: Triac C, Triac L



Line drawing



Note

Clip springs
 Material thickness, mounting surface: 20 mm max.

Recommended accessories Item no.

Valeto Switchbox dimmable 420012

Variant	Item no.
630lm 3000K CRI80	
■ black	114450
765lm 3000K CRI80	
□ white	114451





114430 555

PATTA-I

A - A++



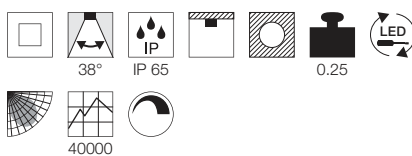
- Ideal for modern bathrooms
- High IP protection class (protection glass)
- Premium LED

Product available in these colours

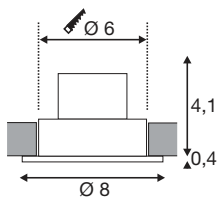


Product details

220-240V ~50/60Hz sec. 500mA
 Total consumption: 12W
 Material: Aluminium/glass
 Dimmable: Triac C, Triac L



Line drawing



Note

Clip springs
 Material thickness, mounting surface: 25 mm max.

Recommended accessories Item no.

Valetto Switchbox dimmable 420012

Variant	Item no.
775lm 3000K CRI80 ■ matt black	114420
800lm 3000K CRI80 □ matt white	114421
800lm 3000K CRI80 ■ brushed aluminium	114426

PATTA-I

A - A++



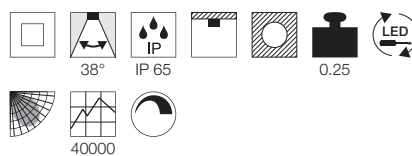
- Ideal for modern bathrooms
- High IP protection class (protection glass)
- Premium LED

Product available in these colours

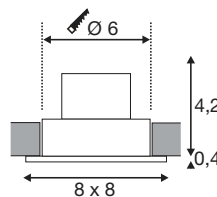


Product details

220-240V ~50/60Hz sec. 500mA
 Total consumption: 12W
 Material: Aluminium/glass
 Dimmable: Triac C, Triac L



Line drawing



Note

Clip springs
 Material thickness, mounting surface: 25 mm max.

Recommended accessories Item no.

Valetto Switchbox dimmable 420012

Variant	Item no.
775lm 3000K CRI80 ■ matt black	114430
800lm 3000K CRI80 □ matt white	114431
800lm 3000K CRI80 ■ brushed aluminium	114436





PIKA
QPAR51

E - A++



NEW



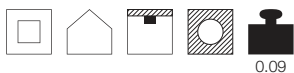
• Modern spotlight for extraordinary lighting

Product available in these colours

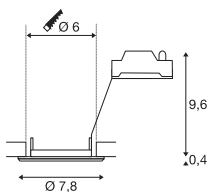


Product details

230V ~50Hz
Material: Aluminium



Line drawing



Note

Material thickness, mounting surface: 13 mm max.

Recommended accessories Item no.

Valetto Box switch on/off 420010

Lamp details

50W max.

Recommended lamp LED

LED GU10 4.3W 40°
2700K 245lm EEL=A+
5kWh/1000h
Item no. 551252 |



Variant	Item no.
GU10 QPAR51 white	1000714
GU10 QPAR51 chrome	1000715
GU10 QPAR51 Brass	1000716
GU10 QPAR51 silver-grey	1000717

PIKA
QPAR51

E - A++



NEW



• Modern spotlight for extraordinary lighting

Product available in these colours

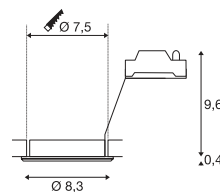


Product details

230V ~50Hz
Material: Aluminium



Line drawing



Note

Material thickness, mounting surface: 15 mm max.

Recommended accessories Item no.

Valetto Box switch on/off 420010

Lamp details

50W max.

Recommended LED lamp

LED GU10 4.3W 40°
2700K 245lm EEL=A+
5kWh/1000h
Item no. 551252 |



Variant	Item no.
GU10 QPAR51 white	1000718
GU10 QPAR51 chrome	1000719
GU10 QPAR51 Brass	1000720
GU10 QPAR51 silver-grey	1000721

SP 80
QPAR51

E - A++



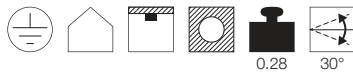
• Down-to-earth design, flexible lighting

Product available in these colours



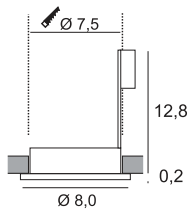
Product details

230V ~50Hz
Material: Aluminium



0.28 30°

Line drawing



Note

Material thickness, mounting surface: 20 mm max.

Lamp details

50W max.
optional: LED

Recommended LED lamp

LED GU10 4.3W 40°
2700K 245lm EEL=A+
5kWh/1000h
Item no. 551252 |



Variant	Item no.
GU10 QPAR51	
□ white	116111
GU10 QPAR51	
■ chrome	116112
GU10 QPAR51	
■ matt chrome	116118
GU10 QPAR51	
■ silver-grey	116119

SP 90
QPAR51

E - A++



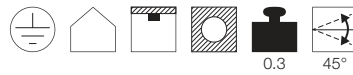
• Down-to-earth design, flexible lighting

Product available in these colours



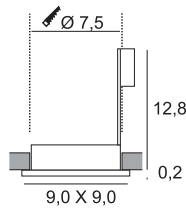
Product details

230V ~50Hz
Material: Steel



0.3 45°

Line drawing



Note

Material thickness, mounting surface: 20 mm max.

Lamp details

50W max.
optional: LED

Recommended LED lamp

LED GU10 4.3W 40°
2700K 245lm EEL=A+
5kWh/1000h
Item no. 551252 |



Variant	Item no.
GU10 QPAR51	
□ white	113211
GU10 QPAR51	
■ chrome	113212
GU10 QPAR51	
■ silver-grey	113214
GU10 QPAR51	
■ matt chrome	113218



116112 558



1000914 559

TRITON MINI

A - A++



NEW

LED INSIDE



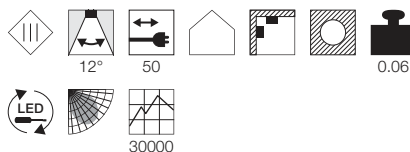
- Premium LED

Product available in these colours

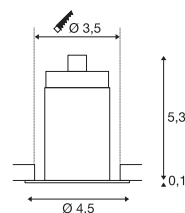


Product details

350mA / 1.2W
Material: Aluminium / PC



Line drawing



Note

Driver excl.
Includes AMP plug

Recommended accessories Item no.

LED driver 3W 350mA	464107
Multway connector with 3 outputs	111850

Variant	Item no.
70lm 3000K CRI>90 □ white	1000914
70lm 3000K CRI>90 ■ black	1000915
70lm 3000K CRI>90 ▨ black/white	1000916
70lm 3000K CRI>90 ■ black/gold	1000917

DEKLED

A - A++



- Matter-of-fact design, pleasant light
- Glare-free light
- Premium LED

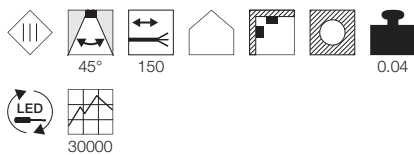
Product available in these colours



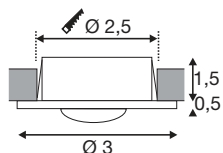
Product details

350mA /1W

Material: Plastic PC/aluminium



Line drawing



Recommended accessories Item no.

LED driver 3W 350mA **464108**

incl. strain relief

Valeto Box switch on/off **420010**

Variant	Item no.
60lm 4000K CRI>80 ■ chrome	112240
50lm 3000K CRI>80 ■ silver-grey	112242





550672 561



SLIM LIGHT

A - A++



LED
INSIDE

- Ideal walkway lighting in the room
- Extremely flat design
- Ideal for floor installation in laminate flooring

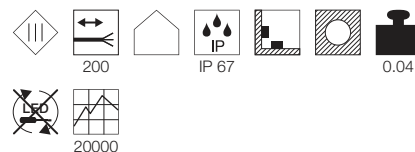
Product available in this colour



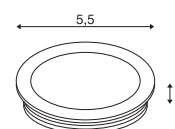
Product details

12V AC/0.5W

Material: Aluminium / synthetic resin



Line drawing



Note

Can be walked on. Only for installation in solid materials such as wood, parquet flooring or laminate floors with a smooth recess for the fitting. Only operate with a conventional transformer.

Recommended accessories Item no.

Transformer 227140
12V AC 10VA IP44

Variant Item no.

20lm | 3000K | CRI>80
 anodised aluminium 550672

INSTALLATION FRAME
FOR DL 126



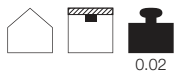
- Versatile deployment – on ceilings or base units

Product available in these colours



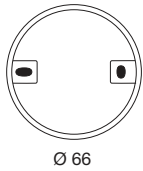
Product details

Material: Steel




0.02

Line drawing



Ø 66

INSTALLATION FRAME
FOR DL 126



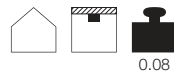
- Versatile deployment – on ceilings or base units

Product available in these colours



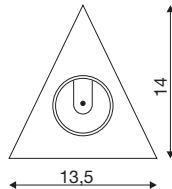
Product details

Material: Steel



0.08

Line drawing




13.5

14

Variant	Item no.
white	112181
chrome	112182
metal brushed	112185

Variant	Item no.
white	112171
chrome	112172
metal brushed	112175





112222 563

DL 126

A - A++



LED
INSIDE



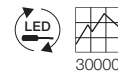
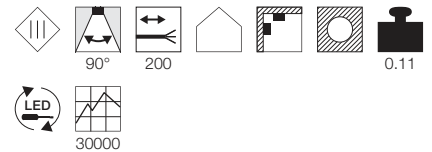
- Versatile use thanks to space-saving installation
- Extremely flat design – ideal for installation in furniture

Product available in these colours

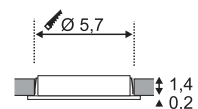


Product details

12V DC/2,8W
Material: Aluminium/plastic




Line drawing



Recommended accessories Item no.

- LED power supply 12V 12W 470507
- Valetto Box switch on/off 420010



112162 563

Variant	Item no.
160lm 2700K CRI>80 white	112161
160lm 2700K CRI>80 chrome	112162
160lm 2700K CRI>80 brushed metal	112165
160lm 3000K CRI>80 white	112221
160lm 3000K CRI>80 chrome	112222
160lm 3000K CRI>80 brushed metal	112225

CONTONE

A - A++



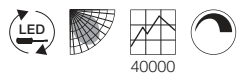
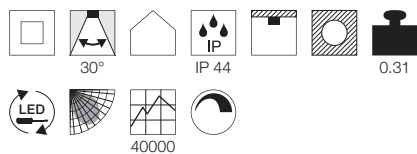
- The right light colour for any mood
- Colour of light changed by dimming
- Premium LED

Product available in this colour

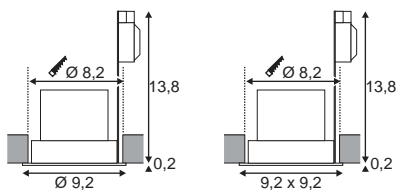


Product details

220-240V ~50/60Hz sec. 350mA
 Total consumption: 16W
 Material: Aluminium
 Dimmable: Triac C, Triac L



Line drawing



Note

Material thickness, mounting surface: 25 mm max.

Recommended accessories Item no.

Valeto Box dimmable 420012

Variant	Item no.
890lm 2000K-3000K CRI90	
<input type="radio"/> white	161291
890lm 2000K-3000K CRI90	
<input type="checkbox"/> white	161301

161301

564





161271 565

2000K

2700K

3000K

CONTONE

A - A++



LED INSIDE

DIM TO WARM



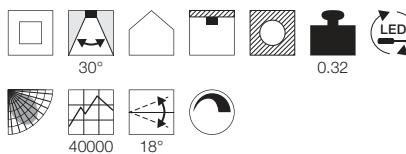
- Light direction and colour can be adapted for individual needs
- Colour of light changed by dimming
- Premium LED

Product available in this colour

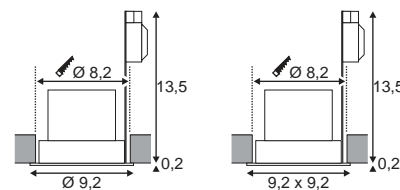


Product details

220-240V ~50/60Hz sec. 350mA
 Total consumption: 16W
 Material: Aluminium
 Dimmable: Triac C, Triac L



Line drawing



Note

Material thickness, mounting surface: 25 mm max.

Recommended accessories Item no.

Valetto Box dimmable 420012

Variant Item no.

890lm | 2000K-3000K | CRI90
 ○ □ white 161271
 890lm | 2000K-3000K | CRI90
 □ □ white 161281

AITES

A - A++



112341 566



- Versatile use thanks to space-saving installation
- Easy to install thanks to mounting in an installation box
- Orientation light

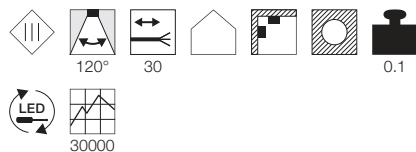
Product available in these colours



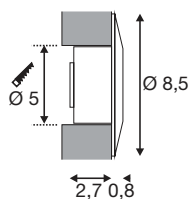
Product details

350mA /1W

Material: Aluminium/acrylic glass



Line drawing



Note

LED driver excl.

Recommended accessories Item no.

LED driver 9W 350mA	464130
Valetto Box switch on/off	420010

Variant	Item no.
50lm 3000K CRI>80	
□ white	112341
50lm 3000K CRI>80	
■ silver-grey	112344



470545 959





112721 567


FRAME BASIC SET

A - A++



- Small and discreet for that special lighting effect
- Flat design
- Premium LED

Product available in these colours



Product details

200-240V ~50/60Hz sec. 350mA
 Total consumption: 9.4W
 Material: Aluminium/acrylic glass



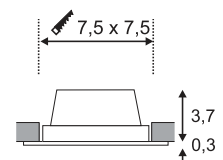
90°

0.2



20000

Line drawing



Note

Clip springs
 Material thickness, mounting surface: 20 mm max.



112726 567

Recommended accessories Item no.

Valetto Box switch on/off 420010

Variant	Item no.
450lm 3000K CRI80	
■ matt black	112720
470lm 3000K CRI80	
□ matt white	112721
470lm 3000K CRI80	
■ brushed aluminium	112726

INDI REC
QPAR51

E - A++



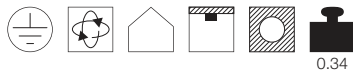
- Neutral design, flexible lighting
- Round mounting pot = easy installation
- Round ceiling cut-out

Product available in these colours

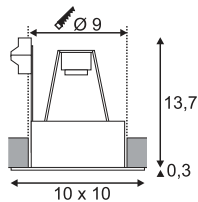


Product details

230V ~50Hz
Material: Steel/aluminium



Line drawing



Note

Material thickness, mounting surface: 25 mm max.

Lamp details

50W max.
optional: LED

Recommended LED lamp

LED GU10 4.3W 40°
2700K 365lm EEL=A++
5kWh/1000h
Item no. 560142 |



Valeto GU10 5.3W
2700K-6500K 385lm EEL=A+
6kWh/1000h
Item no. 420061 |



Variant	Item no.
GU10 QPAR51	
■ matt white	112471
GU10 QPAR51	
■ silver-grey	112474

INDI REC
QPAR51

E - A++



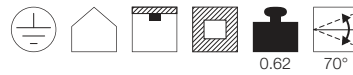
- Neutral design, flexible lighting

Product available in these colours

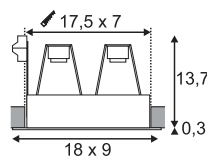


Product details

230V ~50Hz
Material: Steel/aluminium



Line drawing



Note

Material thickness, mounting surface: 30 mm max.

Lamp details

2x 35W max.
optional: LED

Recommended LED lamp

LED GU10 4.3W 40°
2700K 365lm EEL=A++
5kWh/1000h
Item no. 560142 |



Valeto GU10 5.3W
2700K-6500K 385lm EEL=A+
6kWh/1000h
Item no. 420061 |



Variant	Item no.
GU10 QPAR51	
■ matt white	112431
GU10 QPAR51	
■ silver-grey	112434





SENDER 12

A - A++



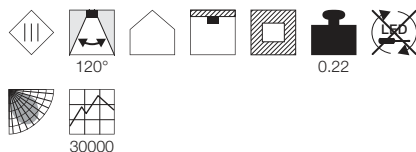
- Neutral design for maximum adaptability
- Premium LED

Product available in these colours and variants

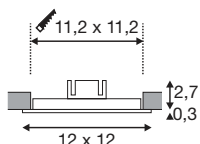


Product details

350mA /6W
Material: Aluminium



Line drawing



Note

Material thickness, mounting surface: 16 mm max.

SENDER 18

A - A++



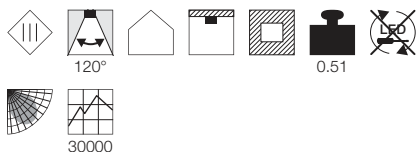
- Neutral design for maximum adaptability
- Premium LED

Product available in these colours and variants

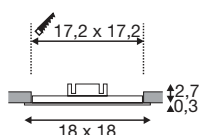


Product details

350mA /10W
Material: Aluminium



Line drawing



Note

Material thickness, mounting surface: 16 mm max.

SENDER 24

A - A++



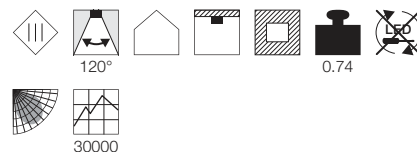
- Neutral design for maximum adaptability
- Premium LED

Product available in these colours and variants

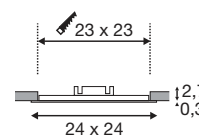


Product details

350mA /14W
Material: Aluminium



Line drawing



Note

Material thickness, mounting surface: 16 mm max.

Recommended accessories Item no.

LED driver, 10W, 350mA dimmable, incl. strain-relief	464140
Valetto Box dimmable	420012

Variant	Item no.
240lm 3000K CRI>80	
white	162763
240lm 3000K CRI>80	
silver-grey	162793

Recommended accessories Item no.

LED driver, 15W, 350mA dimmable incl. strain-relief	464143
Valetto Box dimmable	420012

Variant	Item no.
560lm 3000K CRI>80	
white	162773
560lm 3000K CRI>80	
silver-grey	162803

Recommended accessories Item no.

LED driver, 18W, 350mA dimmable incl. strain-relief	464150
Valetto Box dimmable	420012

Variant	Item no.
970lm 3000K CRI>80	
white	162783
970lm 3000K CRI>80	
silver-grey	162813



162713 571





SENDER 12

A - A++



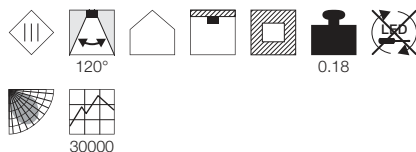
- Neutral design for maximum adaptability
- Premium LED

Product available in these colours and variants

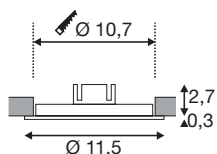


Product details

350mA /6W
Material: Aluminium



Line drawing



Note

Material thickness, mounting surface: 16 mm max.

SENDER 18

A - A++



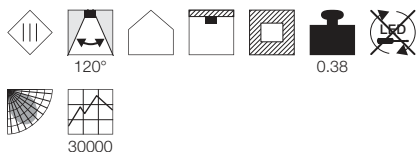
- Neutral design for maximum adaptability
- Premium LED

Product available in these colours and variants

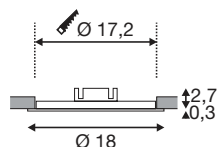


Product details

350mA /10W
Material: Aluminium



Line drawing



Note

Material thickness, mounting surface: 16 mm max.

SENDER 24

A - A++



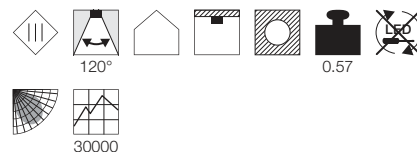
- Neutral design for maximum adaptability
- Premium LED

Product available in these colours and variants

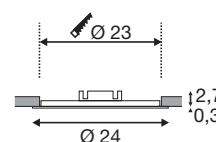


Product details

350mA /14W
Material: Aluminium



Line drawing



Note

Material thickness, mounting surface: 16 mm max.

Recommended accessories Item no.

LED driver, 10W, 350mA dimmable, incl. strain-relief	464140
Valetto Box dimmable	420012

Variant	Item no.
240lm 3000K CRI>80	
□ white	162703
240lm 3000K CRI>80	
■ silver-grey	162733

Recommended accessories Item no.

LED driver, 15W, 350mA dimmable incl. strain-relief	464143
Valetto Box dimmable	420012

Variant	Item no.
560lm 3000K CRI>80	
□ white	162713
560lm 3000K CRI>80	
■ silver-grey	162743

Recommended accessories Item no.

LED driver, 18W, 350mA dimmable incl. strain-relief	464150
Valetto Box dimmable	420012

Variant	Item no.
970lm 3000K CRI>80	
□ white	162723
970lm 3000K CRI>80	
■ silver-grey	162753

ANINDA

A - A++

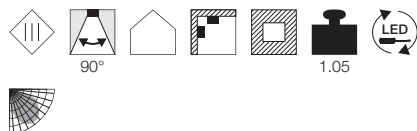


Product available in these colours



Product details

700mA /16W
 Material: Aluminium/acrylic glass
 Product dimensions:
 L: 60.5 cm W: 5.8 cm H: 8.6 cm
 Installation dimensions:
 W: 4.5 cm L: 59 cm D: 8.5 cm



Note

Material thickness, mounting surface: 15 mm max.
 Other drivers on request.

Recommended accessories Item no.

LED driver 50W **464032**
 350-1050mA Dali dimmable
 Valetto Box switch on/off **420010**

Variant	Item no.
1040lm 3000K CRI>80	
■ matt black	1000386
1040lm 3000K CRI>80	
□ matt white	1000387
1040lm 3000K CRI>80	
■ silver	1000388

ANINDA

A - A++

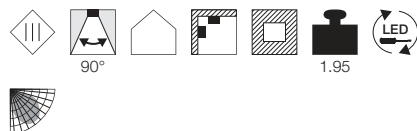


Product available in these colours



Product details

700mA /16W
 Material: Aluminium/acrylic glass
 Product dimensions:
 L: 120.5 cm W: 5.8 cm H: 8.6 cm
 Installation dimensions:
 W: 4.5 cm L: 119 cm D: 8.5 cm



Note

Material thickness, mounting surface: 15 mm max.
 Other drivers on request.

Recommended accessories Item no.

LED driver 50W **464032**
 350-1050mA Dali dimmable
 Valetto Box switch on/off **420010**

Variant	Item no.
2230lm 3000K CRI>80	
■ matt black	1000389
2230lm 3000K CRI>80	
□ matt white	1000390
2230lm 3000K CRI>80	
■ silver	1000391





1000386 572

T5-BAR

A - A+



- Strip light for professional use

Product available in this colour



Product details

230V ~50Hz
 Material: Aluminium/acrylic glass
 Product dimensions:
 L: 120.5 cm W: 5.8 cm H: 9.8 cm
 Installation dimensions:
 W: 119 cm L: 4.5 cm D: 10 cm



2.05



1000390 572

Recommended accessories Item no.

Valetto Box switch on/off 420010

Lamp details

54W

Recommended lamp

G5 54W
 3000K 4450lm EEL=A+
 60kWh/1000h
 Item no. 548054 |



Variant	Item no.
G5 T16	
□ anodised aluminium	160134

BEDSIDE

A - A++



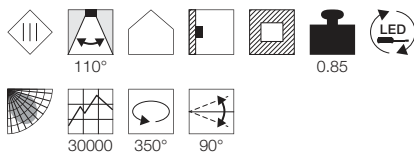
- Only visible when you want to see it
- "Dip-it" switching when swivelled out
- With blue orientation light when switched off

Product available in this colour

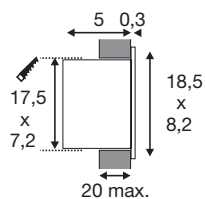


Product details

700mA /3W
Material: Aluminium



Line drawing



Note

Not suitable for series connection.
Only operate with a 3W driver 464200.
Material thickness, mounting surface: 20 mm max.
Left-hand version.

Recommended accessories Item no.

LED driver 3W 700mA **464200**
incl. strain relief
Bedside installation socket **146260**

Variant	Item no.
115lm 4000K CRI80 ■ silver-grey	146240
110lm 3000K CRI80 ■ silver-grey	146242

BEDSIDE

A - A++



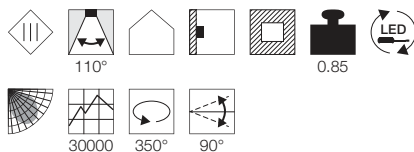
- Only visible when you want to see it
- "Dip-it" switching when swivelled out
- With blue orientation light when switched off

Product available in this colour

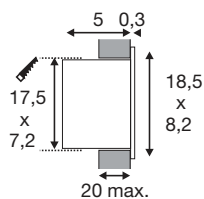


Product details

700mA /3W
Material: Aluminium



Line drawing



Note

Not suitable for series connection.
Only operate with a 3W driver 464200.
Material thickness, mounting surface: 20 mm max.
Right-hand version.

Recommended accessories Item no.

LED driver 3W 700mA **464200**
incl. strain relief
Bedside installation socket **146260**

Variant	Item no.
115lm 4000K CRI80 ■ silver-grey	146250
110lm 3000K CRI80 ■ silver-grey	146252



146242 574



146382 575

PHO

A - A++



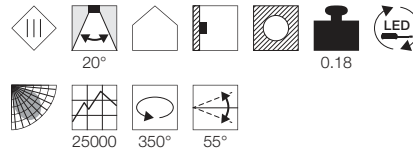
- Seamlessly blends into your living room ambience
- Premium LED

Product available in these colours

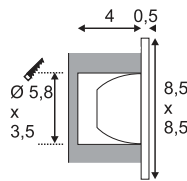


Product details

350mA /1W
 Material: Aluminium



Line drawing



Note

Suitable for installation in 60 mm flush-mounted or cavity wall boxes with a minimum depth of 40mm! An additional switch is required.

Recommended accessories Item no.

LED driver 3W 350mA **464107**
 incl. AMP socket

Variant	Item no.
90lm 3000K CRI80	
■ black	146210
90lm 3000K CRI80	
□ white	146211
90lm 3000K CRI80	
■ silver	146214

GILALED

A - A++



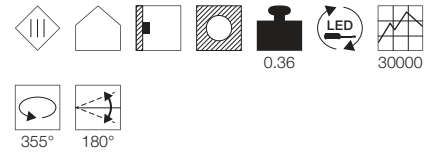
- Only visible when you want to see it
- Premium LED
- "Flip-it" switching when rotated
- With blue orientation light when switched off

Product available in these colours

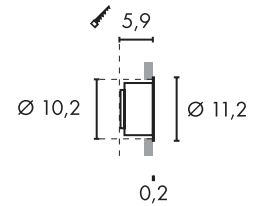


Product details

700mA /3W
 Material: Aluminium



Line drawing



Note

Not suitable for series connection. Only operate with a 3W driver 464200. Item no. 146362
 Orientation light when switched off in warm white Item no. 146382
 Orientation light when switched off in blue

Recommended accessories Item no.

LED driver 3W 700mA **464200**
 incl. strain relief

Variant	Item no.
135lm 3000K CRI>80	
□ matt white	146362
135lm 3000K CRI>80	
■ Aluminium	146382

DOWNUNDER MINI

A - A++



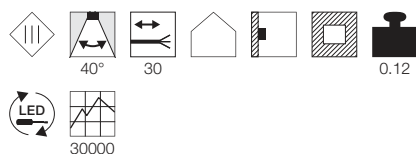
- Hallway and stairway lighting, narrow version

Product available in these colours

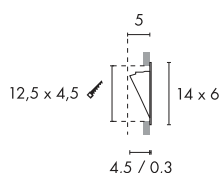


Product details

350mA /1W
Material: Aluminium/steel



Line drawing



Note

Material thickness, mounting surface: 15 mm max.
When connecting several luminaires, make sure that they are connected in series!
Can be combined with the luminaires in the Valetto system by using different drivers.
AMP plug included
Driver excl.

Recommended accessories Item no.

LED driver 3W 350mA	464107
Installation frame	152079
Multiway connector	111850

Variant	Item no.
75lm 3000K CRI>80	
□ white	152070
75lm 3000K CRI>80	
■ silver-grey	152072

DOWNUNDER PUR 80

A - A++



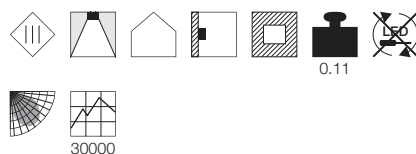
- Versatile use thanks to space-saving installation
- Low installation depth

Product available in this colour

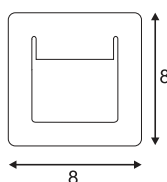


Product details

350mA /3.6W
Material: Aluminium/steel



Line drawing



Note

Material thickness, mounting surface: 15 mm max.
When connecting several luminaires, make sure that they are connected in series!
Can be combined with the luminaires in the Valetto system by using different drivers.
AMP plug included
Driver excl.

Recommended accessories Item no.

LED driver, 10W, 350mA dimmable, incl. strain-relief	464140
LED driver 9W 350mA	464109
Installation frame	151960

Variant	Item no.
265lm 3000K CRI80	
□ white	151950





DOWNUNDER PUR 120

A - A++



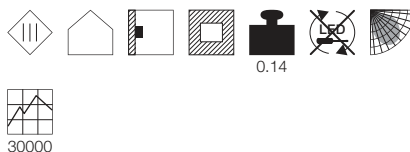
- Versatile use thanks to space-saving installation
- Low installation depth

Product available in this colour

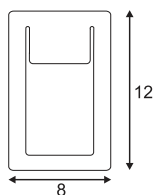


Product details

350mA /3.6W
Material: Aluminium/steel



Line drawing



Note

Material thickness, mounting surface: 15 mm max.
When connecting several luminaires, make sure that they are connected in series!
Can be combined with the luminaires in the Valetto system by using different drivers.
AMP plug included
Driver excl.

Recommended accessories Item no.

LED driver, 15W, 350mA dimmable incl. strain-relief	464143
LED driver 9W 350mA	464109
Installation frame	151961

Variant	Item no.
265lm 3000K CRI80	
<input type="checkbox"/> white	151951

DOWNUNDER PUR 150

A - A++



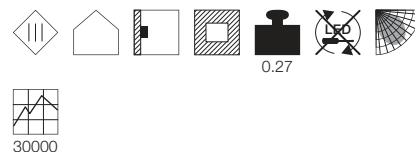
- Versatile use thanks to space-saving installation
- Low installation depth

Product available in this colour

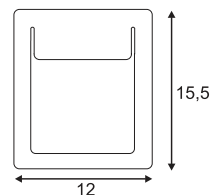


Product details

500mA /5.2W
Material: Aluminium/steel



Line drawing



Note

Material thickness, mounting surface: 15 mm max.
When connecting several luminaires, make sure that they are connected in series!
Can be combined with the luminaires in the Valetto system by using different drivers.
AMP plug included
Driver excl.

Recommended accessories Item no.

LED driver 15W 500mA dimmable	464144
LED driver 9W 500mA	464091
Installation frame	151962

Variant	Item no.
380lm 3000K CRI80	
<input type="checkbox"/> white	151952

152070 576

FLAT FRAME BASIC QT9

C - A+



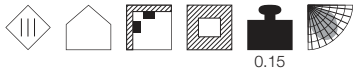
- Simple hallway and stairway lighting

Product available in these colours



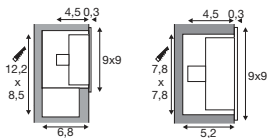
Product details

12V AC
Material: Aluminium/glass



112732 578

Line drawing



Note

Material thickness, mounting surface:
10-25 mm max.
Line drawing left with installation box

Recommended accessories Item no.

Transformer 12V ~ 10-60W **461060**
Installation box **112781**
Flush-mounted frame **112780**

Lamp details

20W max.
optional: LED

Variant	Item no.
G4 QT9	
□ matt white	112731
G4 QT9	
■ silver-grey	112732





111262 579

FRAME BASIC

A - A++



- Use of slides and films is possible

Product available in these colours



Product details

350mA /1W

Material: Aluminium/glass



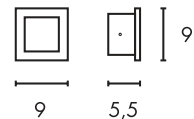
30

0.23



30000

Line drawing



Note

Material thickness, mounting surface:
10-30 mm max.

When connecting several luminaires,
make sure that they are connected in series!
Can be combined with the Valeto system in
the Valeto system by using different drivers.
AMP plug included
Driver excl.

Recommended accessories Item no.

LED driver 3W 350mA

464107

incl. AMP socket

Installation box

112781

Flush-mounted frame

112780

Multiway connector


111850

with 3 outputs

Variant	Item no.
110lm 4000K CRI>80	
■ silver-grey	111260
90lm 3000K CRI>80	
■ silver-grey	111262
110lm 4000K CRI>80	
□ matt white	113260
90lm 3000K CRI>80	
□ matt white	113262

FLAT FRAME CURVE
QT9

C - A+



Product available in these colours

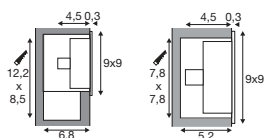


Product details

12V AC
Material: Aluminium



Line drawing




Note

Material thickness, mounting surface:
10-25 mm max.
Line drawing left with installation box

Recommended accessories Item no.

Transformer 12V ~ 10-60W	461060
Installation box	112781
Flush-mounted frame	112780



Lamp details

20W max.
optional: LED

Variant	Item no.
G4 QT9	
■ matt white	112771
G4 QT9	
■ silver-grey	112772

**111292 581**

FRAME CURVE

A - A++

- Space-saving lighting solution for walls in hallways and stairways

Product available in these colours**Product details**

350mA /1W

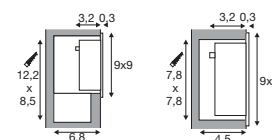
Material: Aluminium



0.11



30000

Line drawing**Note**Material thickness, mounting surface:
10-30 mm max.

When connecting several luminaires, make sure that they are connected in series!
Can be combined with the luminaires in the Valetto system by using different drivers.
Line drawing left with installation box.
AMP plug included
Driver excl.

Recommended accessories Item no.

LED driver 3W 350mA

464107

incl. AMP socket

Installation box

112781

Flush-mounted frame

112780Multiway connector
with 3 outputs**111850**

Variant	Item no.
110lm 4000K CRI>80	
■ silver-grey	111290
90lm 3000K CRI>80	
■ silver-grey	111292
110lm 4000K CRI>80	
□ matt white	113290
90lm 3000K CRI>80	
□ matt white	113292





H-LIGHT

A - A++



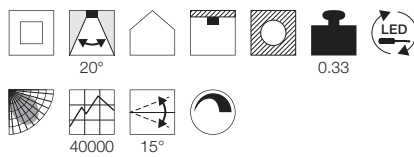
- Accent lighting, not just for hotels
- Glare-free light

Product available in these colours

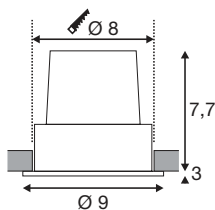


Product details

220-240V ~50Hz sec. 500mA
 Total consumption: 12W
 Material: Aluminium
 Dimmable: Triac L, Triac C



Line drawing



Note

Material thickness, mounting surface: 30 mm max.
 Connection box incl.

Recommended accessories Item no.

Valetto Box dimmable 420012

Variant	Item no.
265lm 2700K CRI80 ■ matt black	114480
265lm 2700K CRI80 □ matt white	114481

H-LIGHT

A - A++



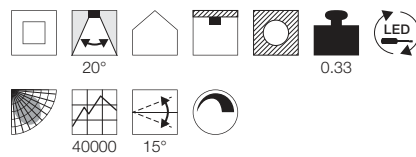
- Accent lighting, not just for hotels
- Glare-free light

Product available in these colours

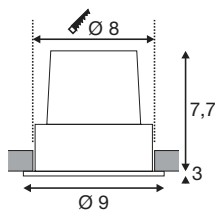


Product details

220-240V ~50Hz sec. 500mA
 Total consumption: 12W
 Material: Aluminium
 Dimmable: Triac L, Triac C



Line drawing



Note

Material thickness, mounting surface: 30 mm max.
 Connection box incl.

Recommended accessories Item no.

Valetto Box dimmable 420012

Variant	Item no.
395lm 2700K CRI80 ■ matt black	114490
395lm 2700K CRI80 □ matt white	114491

H-LIGHT

A - A++



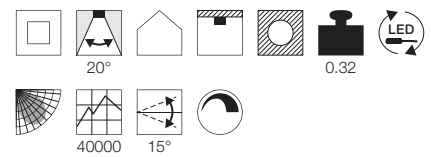
- Accent lighting, not just for hotels
- Glare-free light

Product available in these colours

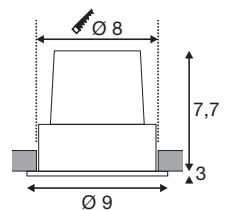


Product details

220-240V ~50Hz sec. 500mA
 Total consumption: 12W
 Material: Aluminium
 Dimmable: Triac L, Triac C



Line drawing



Note

Material thickness, mounting surface: 30 mm max.
 Connection box incl.

Recommended accessories Item no.

Valetto Box dimmable 420012

Variant	Item no.
540lm 2700K CRI80 ■ matt black	114500
540lm 2700K CRI80 □ matt white	114501

OCCULDAS 13

A - A++



NEW

LED INSIDE



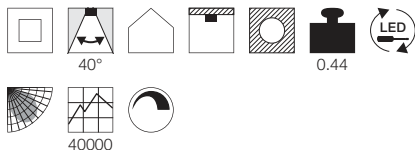
- Space-saving lighting solution with extraordinary design
- Premium LED
- Flat recessed light

Product available in these colours and variants

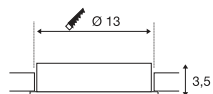


Product details

220-240V ~50/60Hz sec. 700mA
 Total consumption: 16W
 Material: Aluminium
 Dimmable: Triac C, Triac L



Line drawing



Note

Material thickness, mounting surface: 1-20 mm max.

Recommended accessories Item no.

Valeto Box dimmable **420012**

Variant	Item no.
1200lm 3000K CRI>80	
<input type="checkbox"/> white	117371



117371 584



117331 585

DESIGNED BY
David Morgan





OCCULDAS 14

A - A++



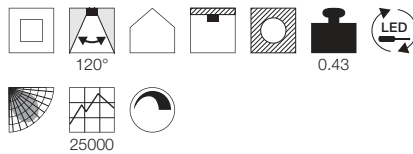
- Space-saving lighting solution with extraordinary design
- Premium LED
- Indirect lighting

Product available in these colours and variants

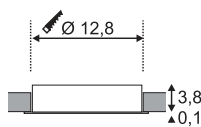


Product details

220-240V ~50/60Hz sec. 350mA
 Total consumption: 15W
 Material: Aluminium/steel
 Dimmable: Triac C, Triac L



Line drawing



Note

Material thickness, mounting surface: 1-20 mm max.

Recommended accessories Item no.

Valetto Box dimmable **420012**

Variant	Item no.
810lm 3000K CRI>80	
<input type="checkbox"/> white	117331

OCCULDAS 14 MOVE

A - A++



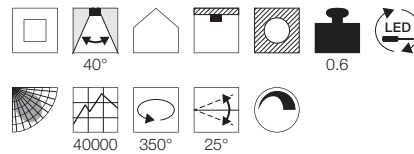
- Space-saving lighting solution with extraordinary design
- Direct lighting
- Premium LED

Product available in these colours and variants

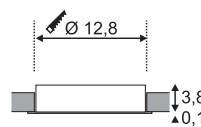


Product details

220-240V ~50/60Hz sec. 350mA
 Total consumption: 7.8W
 Material: Aluminium/steel
 Dimmable: Triac C, Triac L



Line drawing



Note

Material thickness, mounting surface: 1-20 mm max.

Recommended accessories Item no.

Valetto Box dimmable **420012**

Variant	Item no.
700lm 3000K CRI>80	
<input type="checkbox"/> white	117341

OCCULDAS 23

A - A++



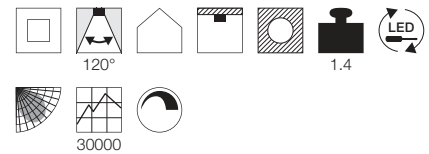
- Space-saving lighting solution with extraordinary design
- Premium LED
- Indirect lighting

Product available in these colours and variants

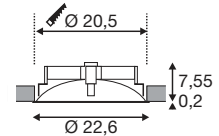


Product details

200-240V ~50/60Hz sec. 700mA
 Total consumption: 26W
 Material: Aluminium/steel
 Dimmable: Triac C, Triac L



Line drawing



Note

Material thickness, mounting surface: 10-30 mm max.

Recommended accessories Item no.

Valetto Box dimmable **420012**

Variant	Item no.
1300lm 3000K CRI80	
<input type="checkbox"/> white	117311





**KALU
QPAR111**

E - A++



- Neutral design for maximum adaptability
- Low installation depth

Product available in these colours

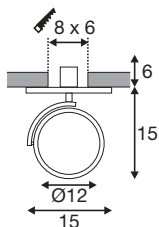


Product details

230V ~50Hz
Material: Aluminium/steel



Line drawing



Note

Material thickness, mounting surface: 25 mm max.

Lamp details

75W max.
optional: LED

Recommended LED lamp

LED GU10 17.5W 30°
2700K 880lm EEL=A
18kWh/1000h
Item no. 551642 |



Valetto GU10 9.5W 40°
2700K-6000K 830lm EEL=A+
10kWh/1000h
Item no. 1000756 |



Variant	Item no.
GU10 QPAR111	
■ black	113350
GU10 QPAR111	
□ white	113351
GU10 QPAR111	
■ brushed aluminium	113356

**KALU
QPAR111**

E - A++



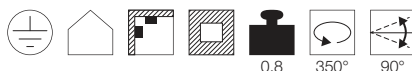
- Neutral design for maximum adaptability
- Low installation depth

Product available in these colours

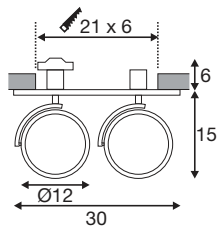


Product details

230V ~50Hz
Material: Aluminium/steel



Line drawing



Note

Material thickness, mounting surface: 25 mm max.

Lamp details

2x 75W max.
optional: LED

Recommended LED lamp

LED GU10 17.5W 30°
2700K 880lm EEL=A
18kWh/1000h
Item no. 551642 |



Valetto GU10 9.5W 40°
2700K-6000K 830lm EEL=A+
10kWh/1000h
Item no. 1000756 |



Variant	Item no.
GU10 QPAR111	
■ black	113360
GU10 QPAR111	
□ white	113361
GU10 QPAR111	
■ brushed aluminium	113366

**KALU
QPAR111**

E - A++



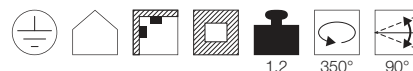
- Neutral design for maximum adaptability
- Low installation depth

Product available in these colours

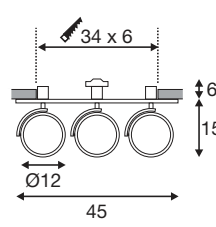


Product details

230V ~50Hz
Material: Aluminium/steel



Line drawing



Note

Material thickness, mounting surface: 25 mm max.

Lamp details

3x 75W max.
optional: LED

Recommended LED lamp

LED GU10 17.5W 30°
2700K 880lm EEL=A
18kWh/1000h
Item no. 551642 |



Valetto GU10 9.5W 40°
2700K-6000K 830lm EEL=A+
10kWh/1000h
Item no. 1000756 |



Variant	Item no.
GU10 QPAR111	
■ black	113370
GU10 QPAR111	
□ white	113371
GU10 QPAR111	
■ brushed aluminium	113376

BILAS

A - A++



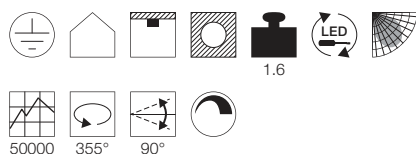
- Solid design for different furnishing styles
- 240V LED
- Extensive tilting range

Product available in these colours and variants

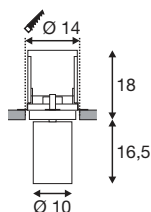


Product details

230V ~50/60Hz
 Total consumption: 21W
 Material: Aluminium/glass
 Dimmable: Triac C, Triac L



Line drawing



Note

Material thickness, mounting surface: 25 mm max.

Recommended accessories Item no.

Valetto Box dimmable 420012

Variant	Item no.
1250lm 2700K CRI80 25° ■ matt black	156400
1250lm 2700K CRI80 25° □ matt white	156401
1250lm 2700K CRI80 60° ■ matt black	156410
1250lm 2700K CRI80 60° □ matt white	156411

DESIGNED BY

Vincent de Smedt



**KAHOLO**
E27

E - A++



NEW



Product available in these colours

**Product details**

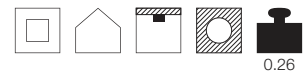
230V ~50Hz

Material: Aluminium/steel

Product dimensions: Ø: 11 cm H: 15 cm

Installation dimensions:

Installation Ø: 9.5 cm D: 15 cm

**Note**

Material thickness, mounting surface: 20 mm max.

Recommended lamp LEDLED E27 4.8W 330°
2700K 470lm EEL=A++
5kWh/1000h
Item no. 560752 | Valeto E27 9.6W
2700K-6500K 900lm EEL=A+
10kWh/1000h
Item no. 420051 |

Variant	Item no.
E27 A60	
■ black	1000906
□ white	1000907
■ brushed aluminium	1000908

ILU

A - A++



NEW

LED INSIDE



- Maximum lighting flexibility, extensive tilting range
- Glare-free lighting accents
- Premium LED

Product available in these colours



Product details

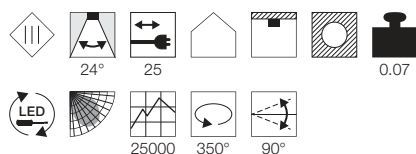
350mA /1W

Material: Aluminium/plastic

Product dimensions: Ø: 6 cm H: 9.1 cm

Installation dimensions: Installation Ø: 5 cm

D: 6.5 cm



Note


Material thickness, mounting surface: 3-15 mm max.

When connecting several luminaires, make sure that they are connected in series! Can be combined with the luminaires in the Valetto system by using different drivers. AMP plug included Driver excl.

Recommended accessories Item no.


LED driver 3W 350mA	464107
Multiway connector with 3 outputs	111850

Variant	Item no.
55lm 3000K CRI>80	
■ black	115900
55lm 3000K CRI>80	
□ white	115901



115901 590





KARPO

A - A++



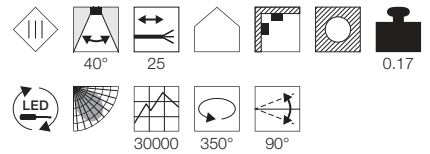
- Sleek design for your accent lighting

Product available in these colours and variants

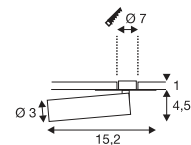


Product details

500mA / 7.5W
 Material: Aluminium/steel



Line drawing



Note

Material thickness, mounting surface: 12 mm max.
 When connecting several luminaires, make sure that they are connected in series!
 Can be combined with the luminaires in the Valetto system by using different drivers.
 Driver excl.

Recommended accessories Item no.

LED driver 9W 500mA 464091

Variant	Item no.
450lm 3000K CRI>90	
■ black	152380
470lm 3000K CRI>90	
□ white	152381



KARPO

A - A++



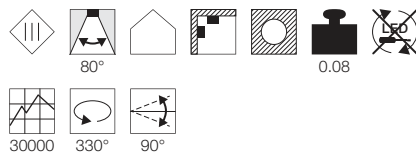
- Modern luminaire for focused light solutions
- Premium LED

Product available in these colours and variants

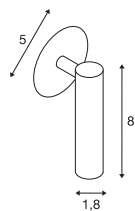


Product details

350mA /3.5W
Material: Aluminium



Line drawing



KARPO

A - A++



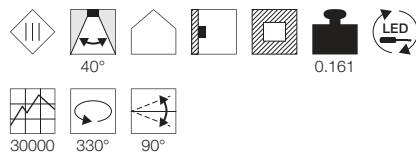
- Modern luminaire for focused light solutions
- Premium LED

Product available in these colours and variants

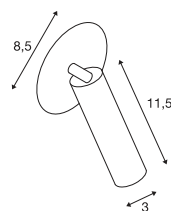


Product details

500mA /5W
Material: Aluminium



Line drawing



Recommended accessories Item no.


LED driver 9W 350mA 464109

Variant	Item no.
100lm 3000K CRI>80 ■ black	1000671
100lm 3000K CRI>80 □ white	1000672

Recommended accessories Item no.

LED driver 9W 500mA 464091

Variant	Item no.
360lm 3000K CRI>80 ■ black	1000673
360lm 3000K CRI>80 □ white	1000674



1000672 592



SUPROS

A - A++



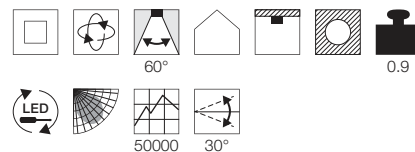
- Adjustable professional luminaire
- Replaceable reflectors available as accessories
- Premium LED

Product available in these colours and variants

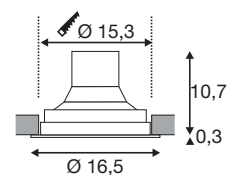


Product details

220-240V ~50/60Hz sec. 750mA
 Total consumption: 35W
 Material: Aluminium



Line drawing



Note

Material thickness, mounting surface: 25 mm max.

Recommended accessories Item no.

Reflector 20°	114102
Reflector 40°	114104
Valeto Box switch on/off	420010

Variant	Item no.
2100lm 3000K CRI80	
■ black	114110
2100lm 3000K CRI80	
□ white	114111

SUPROS

A - A++

114121 594



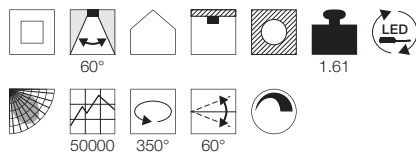
- Professional luminaire with extensive tilting range
- Replaceable reflectors available as accessories
- Premium LED

Product available in these colours and variants

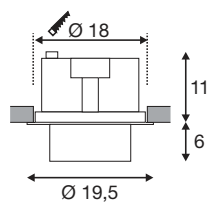


Product details

220-240V ~50/60Hz sec. 750mA
 Total consumption: 35W
 Material: Aluminium



Line drawing



Note

Material thickness, mounting surface: 25 mm max.

Recommended accessories Item no.

Reflector 20°	114102
Reflector 40°	114104
Valeto Box switch on/off	420010

Variant	Item no.
2100lm 3000K CRI80	
■ black	114120
2100lm 3000K CRI80	
□ white	114121





116310 595

SUPROS 78

A - A++



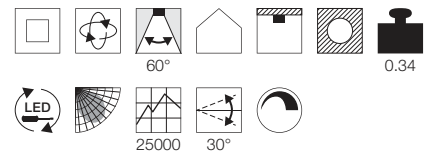
- Professional luminaire, swivelling
- Replaceable lenses available as accessories
- Premium LED

Product available in these colours and variants

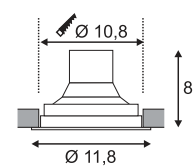


Product details

220-240V ~50/60Hz sec. 250mA
 Total consumption: 12W
 Material: Aluminium
 Dimmable: Triac C, Triac L



Line drawing



Note

Material thickness, mounting surface: 25 mm max.

Recommended accessories Item no.

Lens, 20°	116302
Lens, 40°	116304
Valeto Box dimmable	420012

Variant Item no.

700lm 3000K CRI>80	
■ black	116310
700lm 3000K CRI>80	
□ white	116311



SUPROS 78

A - A++



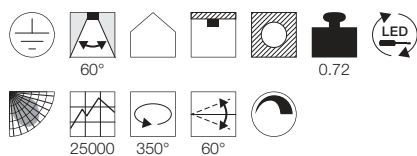
- Professional luminaire with extensive tilting range
- Replaceable lenses available as accessories
- Premium LED

Product available in these colours and variants

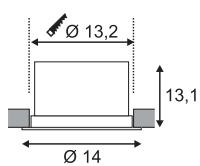


Product details

220-240V ~50/60Hz sec. 250mA
 Total consumption: 12W
 Material: Aluminium
 Dimmable: Triac C, Triac L



Line drawing



Note

Material thickness, mounting surface: 25 mm max.

Recommended accessories Item no.


Lens, 20°	116302
Lens, 40°	116304
Valeto Box dimmable	420012

Variant	Item no.
700lm 3000K CRI>80	
■ black	116320
700lm 3000K CRI>80	
□ white	116321

116320

596





SUPROS

A - A++



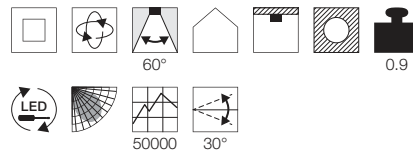
- Professional luminaire, swivelling
- Replaceable reflectors available as accessories
- Premium LED

Product available in these colours and variants

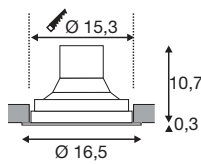


Product details

220-240V ~50/60Hz sec. 750mA
Total consumption: 35W
Material: Aluminium/glass



Line drawing



Note

Material thickness, mounting surface: 25 mm max.

Recommended accessories Item no.

Reflector 20°	114102
Reflector 40°	114104
Valetto Box switch on/off	420010

Variant	Item no.
2100lm 4000K CRI80 ■ black	114160
2100lm 4000K CRI80 □ white	114161

SUPROS

A - A++



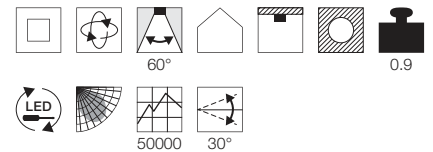
- Professional luminaire, swivelling
- Replaceable reflectors available as accessories
- Premium LED

Product available in these colours and variants

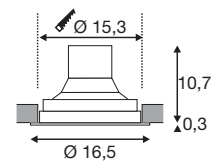


Product details

220-240V ~50/60Hz sec. 950mA
Total consumption: 38W
Material: Aluminium/glass



Line drawing



Note

Material thickness, mounting surface: 25 mm max.


Recommended accessories Item no.

Reflector 20°	114102
Reflector 40°	114104
Valetto Box switch on/off	420010

Variant	Item no.
3150lm 3000K CRI>80 ■ black	118110
3150lm 3000K CRI>80 □ white	118111
3150lm 4000K CRI>80 ■ black	118160
3150lm 4000K CRI>80 □ white	118161



118120 599





SUPROS

A - A++



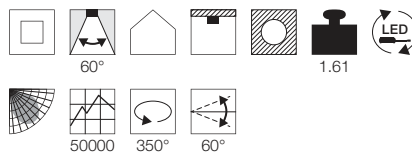
- Professional luminaire with extensive tilting range
- Replaceable reflectors available as accessories
- Premium LED

Product available in these colours and variants

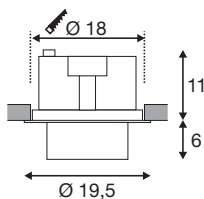


Product details

220-240V ~50/60Hz sec. 750mA
Total consumption: 35W
Material: Aluminium/glass



Line drawing



Note

Material thickness, mounting surface: 25 mm max.

Recommended accessories Item no.

Reflector 20°	114102
Reflector 40°	114104
Valetto Box switch on/off	420010

Variant	Item no.
2100lm 4000K CRI80	
■ black	114170
2100lm 4000K CRI80	
□ white	114171

SUPROS

A - A++



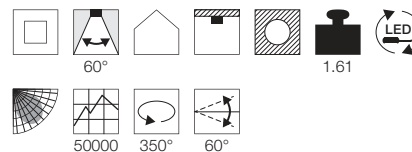
- Professional luminaire with extensive tilting range
- Replaceable reflectors available as accessories
- Premium LED

Product available in these colours and variants

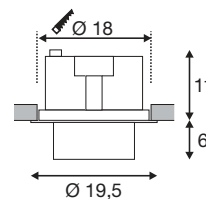


Product details

220-240V ~50/60Hz sec. 950mA
Total consumption: 38W
Material: Aluminium/glass



Line drawing



Note

Material thickness, mounting surface: 25 mm max.

Recommended accessories Item no.

Reflector 20°	114102
Reflector 40°	114104
Valetto Box switch on/off	420010

Variant	Item no.
3150lm 3000K CRI>80	
■ black	118120
3150lm 3000K CRI>80	
□ white	118121
3150lm 4000K CRI>80	
■ black	118170
3150lm 4000K CRI>80	
□ white	118171

DOWNLIGHT

A - A++



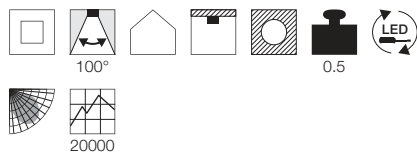
- Neutral design for maximum adaptability
- Extremely homogeneous lighting
- Premium LED

Product available in this colour

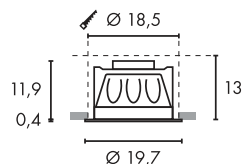


Product details

100-240V ~50/60Hz sec. 290mA
 Total consumption: 16W
 Material: Aluminium/plastic



Line drawing



Note

Material thickness, mounting surface: 30 mm max.

Recommended accessories Item no.

Valeto Box switch on/off 420010

Variant	Item no.
1200lm 3000K CRI>80	
<input type="checkbox"/> white	160441
1250lm 4000K CRI>80	
<input type="checkbox"/> white	160451

DOWNLIGHT

A - A++



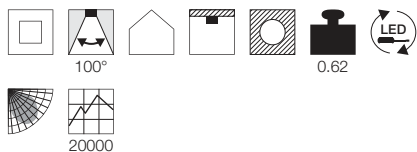
- Neutral design for maximum adaptability
- Extremely homogeneous lighting
- Premium LED

Product available in this colour

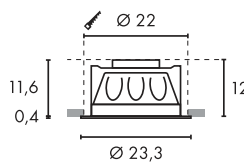


Product details

100-240V ~50/60Hz sec. 450mA
 Total consumption: 20W
 Material: Aluminium/plastic



Line drawing



Note

Material thickness, mounting surface: 30 mm max.

Recommended accessories Item no.

Valeto Box switch on/off 420010

Variant	Item no.
1600lm 3000K CRI>80	
<input type="checkbox"/> white	160461
1700lm 4000K CRI>80	
<input type="checkbox"/> white	160471





160591 601



DOWNLIGHT

A - A++



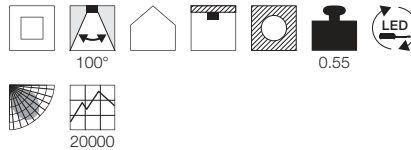
- Neutral design for maximum adaptability
- Extremely homogeneous lighting
- Premium LED

Product available in this colour

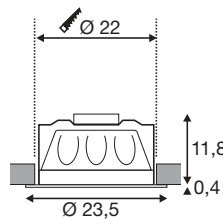


Product details

100-240V ~50/60Hz sec. 600mA
Total consumption: 28W
Material: Aluminium/plastic



Line drawing



Note

Material thickness, mounting surface: 30 mm max.

Recommended accessories Item no.

Valeto Box switch on/off 420010

Variant Item no.

2450lm | 3000K | CRI>80

white 160481

2580lm | 4000K | CRI>80

white 160491

DOWNLIGHT

A - A++



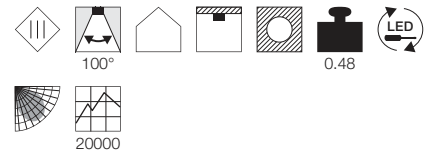
- Neutral design for maximum adaptability
- Premium LED
- LED can be selected

Product available in this colour

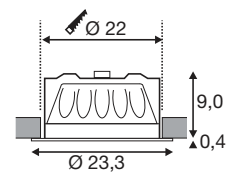


Product details

1000mA/1050mA | 33W
Material: Aluminium/steel



Line drawing



Note

- 1) Standard, non dimmable 40W/ 1000mA (464170).
 - 2) 1-10V dimmable 40W/ 1000mA (464176).
 - 3) DALI dimmable 50W/1050mA (464032).
 - 4) TRIAC dimmable 40W/1050mA (464804).
- Material thickness, mounting surface: 30 mm max.
You will find different Valeto accessories to go with your choice of driver in our Smart Home Solutions chapter.

Recommended accessories Item no.

LED driver 40W 1000mA 464170

incl. strain relief

LED driver 40W 1000mA 464176

1-10V dimmable,

incl. strain-relief

LED driver 50W 464032

350-1050mA Dali dimmable

LED driver 40W 1050mA 464804

Triac C, L dimmable

Variant Item no.

3400lm | 3000K | CRI>80

white 160581

3700lm | 4000K | CRI>80

white 160591

PANEL 60

A - A++



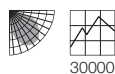
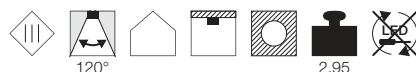
- Neutral design for maximum adaptability
- LED can be selected

Product available in these colours and variants

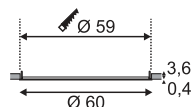


Product details

1000mA/1050mA | 40W
Material: Aluminium



Line drawing




Note

- 1) Standard, non dimmable 40W/ 1000mA (464170).
 - 2) 1-10V dimmable 40W/ 1000mA (464176).
 - 3) DALI dimmable 50W/1050mA (464032).
 - 4) TRIAC dimmable 40W/1050mA (464804).
- Material thickness, mounting surface: 25 mm max.
You will find different Valetto accessories to go with your choice of driver in our Smart Home Solutions chapter.

Recommended accessories Item no.

LED driver 40W 1000mA	464170
incl. strain relief	
LED driver 40W 1000mA	464176
1-10V dimmable , incl. strain-relief	
LED driver 50W	464032
350-1050mA Dali dimmable	
LED driver 40W 1050mA	464804
Triac C, L dimmable	

Variant	Item no.
2630lm 2700K CRI>80	
<input type="checkbox"/> white	158662
2630lm 3000K CRI>80	
<input type="checkbox"/> white	158663
2930lm 4000K CRI>80	
<input type="checkbox"/> white	158664





158714 603

I-VIDUAL LED PANEL

A - A++



NEW

LED INSIDE



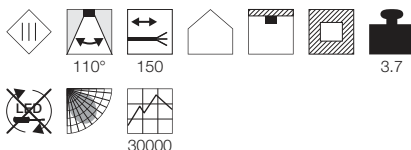
- Neutral design for general lighting
- LED can be selected
- Only for installation in grid ceilings

Product available in these colours and variants

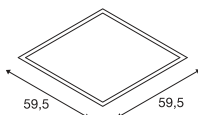


Product details

1000mA/1050mA | 40W
Material: Aluminium/acrylic glass



Line drawing



Note

Convertible to a pendant with suspension set and canopy, see page 0333. Can be converted to a ceiling light with an installation frame, see page 0333.

- 1) Standard, non dimmable 40W/ 1000mA (464170).
- 2) 1-10V dimmable 40W/ 1000mA (464176).
- 3) DALI dimmable 50W/1050mA (464032).
- 4) TRIAC dimmable 40W/1050mA (464804).

Recommended accessories Item no.

LED driver 40W 1000mA incl. strain relief	464170
LED driver 40W 1000mA 1-10V dimmable, incl. strain-relief	464176
LED driver 50W 350-1050mA Dali dimmable	464032
LED driver 40W 1050mA Triac C, L dimmable	464804

Variant	Item no.
3250lm 3000K CRI>80 white	158703
3650lm 4000K CRI>80 white	158704
3250lm 3000K CRI>80 silver-grey	158743
3650lm 4000K CRI>80 silver-grey	158744

I-VIDUAL LED PANEL

A - A++



NEW

LED INSIDE



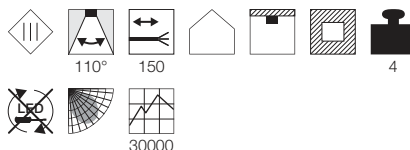
- Neutral design for general lighting
- LED can be selected
- Only for installation in grid ceilings

Product available in these colours and variants

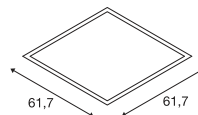


Product details

1000mA/1050mA | 40W
Material: Aluminium/acrylic glass



Line drawing



Note

Convertible to a pendant with suspension set and canopy, see page 0333. Can be converted to a ceiling light with an installation frame, see page 0333.

- 1) Standard, non dimmable 40W/ 1000mA (464170).
- 2) 1-10V dimmable 40W/ 1000mA (464176).
- 3) DALI dimmable 50W/1050mA (464032).
- 4) TRIAC dimmable 40W/1050mA (464804).

Recommended accessories Item no.

LED driver 40W 1000mA incl. strain relief	464170
LED driver 40W 1000mA 1-10V dimmable, incl. strain-relief	464176
LED driver 50W 350-1050mA Dali dimmable	464032
LED driver 40W 1050mA Triac C, L dimmable	464804

Variant	Item no.
3250lm 3000K CRI>80 white	158713
3650lm 4000K CRI>80 white	158714
3250lm 3000K CRI>80 silver-grey	158753
3650lm 4000K CRI>80 silver-grey	158754



158814 605





I-VIDUAL
600x600

A - A++



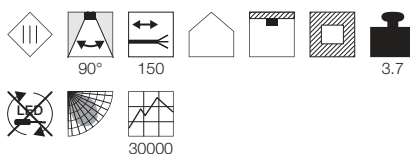
- Neutral design for maximum adaptability
- Glare reduced by special prism optics
- Only for installation in grid ceilings
- Premium LED

Product available in these colours and variants

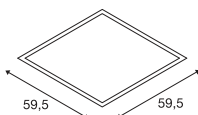


Product details

1000mA/1050mA | 40W
Material: Aluminium/acrylic glass



Line drawing



Note

Material thickness, mounting surface: 30 mm max.

Recommended accessories Item no.

LED driver 40W 1000mA incl. strain relief	464170
LED driver 40W 1000mA 1-10V dimmable, incl. strain-relief	464176
LED driver 50W 350-1050mA Dali dimmable	464032
LED driver 40W 1050mA Triac C, L dimmable	464804

Variant	Item no.
3450lm 3000K CRI>80	
□ white	158803
3900lm 4000K CRI>80	
□ white	158804
3450lm 3000K CRI>80	
■ silver-grey	158823
3900lm 4000K CRI>80	
■ silver-grey	158824

I-VIDUAL
620x620

A - A++



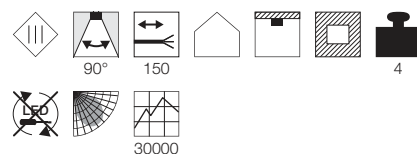
- Neutral design for maximum adaptability
- Glare reduced by special prism optics
- Only for installation in grid ceilings
- Premium LED

Product available in these colours and variants



Product details

1000mA/1050mA | 40W
Material: Aluminium/acrylic glass



Line drawing



Note

Material thickness, mounting surface: 30 mm max.

Recommended accessories Item no.

LED driver 40W 1000mA incl. strain relief	464170
LED driver 40W 1000mA 1-10V dimmable, incl. strain-relief	464176
LED driver 50W 350-1050mA Dali dimmable	464032
LED driver 40W 1050mA Triac C, L dimmable	464804

Variant	Item no.
3450lm 3000K CRI>80	
□ white	158813
3900lm 4000K CRI>80	
□ white	158814
3450lm 3000K CRI>80	
■ silver-grey	158833
3900lm 4000K CRI>80	
■ silver-grey	158834

RASTO

A - A++



- Modern, space-saving lighting solution
- Only suitable for grid ceilings

Product available in these colours and variants

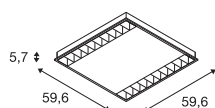


Product details

220-240V~50/60Hz sec. 600mA
Total consumption: 38W
Material: Steel/aluminium



Line drawing



RASTO

A - A++



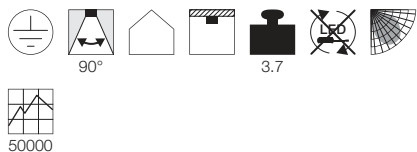
- Modern, space-saving lighting solution
- Only suitable for grid ceilings

Product available in these colours and variants

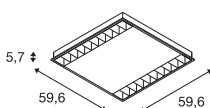


Product details

220-240V ~50/60Hz sec. 700mA
Total consumption: 36W
Material: Steel/aluminium



Line drawing



Recommended accessories Item no.


Valeto Box switch on/off 420010

Variant	Item no.
4000lm 4000K CRI>80 □ white	158901

Recommended accessories Item no.

Valeto Box switch on/off 420010

Variant	Item no.
4100lm 4000K CRI>80 □ white	158911





158911 606

MEDO 30

A - A++

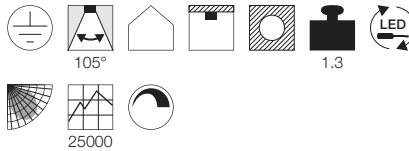


Product available in these colours and variants



Product details

220-240V ~50/60Hz sec. 350mA
 Total consumption: 15W
 Material: Aluminium/steel/frosted acrylic glass
 Product dimensions: Ø: 28 cm H: 11 cm
 Installation dimensions:
 Installation Ø: 28 cm D: 15 cm
 Dimmable: 1-10V



Note

Material thickness, mounting surface: 45 mm max.

Recommended accessories Item no.

Valeto Box 1-10V 420011

Variant Item no.

1000lm | 3000K | CRI>80
 white 1000850

MEDO 40

A - A++

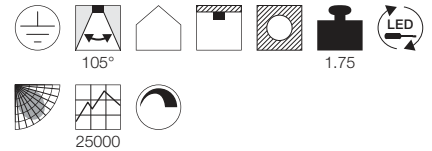


Product available in these colours and variants



Product details

120-240V ~50/60Hz sec. 700mA
 Total consumption: 29W
 Material: Aluminium/steel/frosted acrylic glass
 Product dimensions: Ø: 38 cm H: 11 cm
 Installation dimensions:
 Installation Ø: 38 cm D: 15 cm
 Dimmable: 1-10V



Note

Material thickness, mounting surface: 45 mm max.

Recommended accessories Item no.

Valeto Box 1-10V 420011

Variant Item no.

2000lm | 3000K | CRI>80
 white 1000859



135000 608

135150 609

MEDO 30 Frameless, LED

A - A++



- Neutral design for maximum adaptability
- Frameless installation

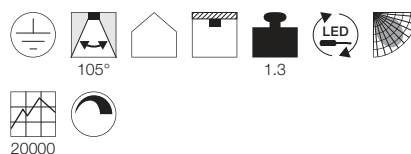
Product available in these colours and variants

1004

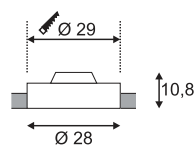


Product details

220-240V ~50/60Hz sec. 350mA
 Total consumption: 16W
 Material: Aluminium/steel/PMMA
 Dimmable: Triac C, Triac L



Line drawing



Note

Material thickness, mounting surface: 45 mm max.

Recommended accessories Item no.

Valeto Box dimmable 420012

Variant	Item no.
1200lm 3000K CRI>80	
<input type="checkbox"/> white	135000



MEDO 40
Frameless, LED

A - A++



- Neutral design for maximum adaptability
- Frameless installation

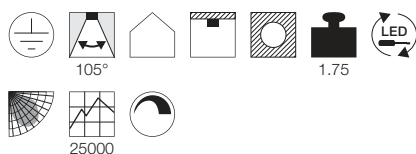
Product available in these colours and variants



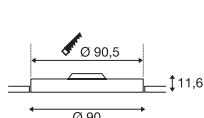
1004

Product details

220-240V ~50/60Hz sec. 700mA
Total consumption: 31W
Material: Aluminium/steel/PMMA
Dimmable: Triac C, Triac L



Line drawing



Note

Material thickness, mounting surface: 45 mm max.

MEDO 60
Frameless, LED

A - A++



- Neutral design for maximum adaptability
- Frameless installation

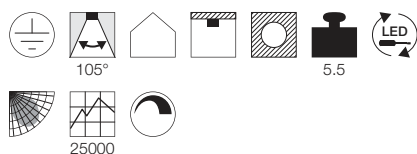
Product available in these colours and variants



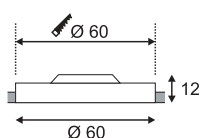
1004

Product details

100-240V ~50/60Hz sec. 1000mA
Total consumption: 40W
Material: Aluminium/steel/PMMA
Dimmable: 1-10V



Line drawing



Note

Material thickness, mounting surface: 45 mm max.

MEDO 90
Frameless, LED

A - A++



- Neutral design for maximum adaptability
- Frameless installation

Product available in these colours and variants



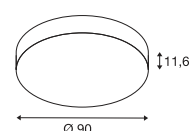
1004

Product details

220-240V ~50/60Hz sec. 2900mA
Total consumption: 119W
Material: Aluminium/steel/PMMA
Dimmable: 1-10V



Line drawing



Note

Material thickness, mounting surface: 45 mm max.

Recommended accessories Item no.

Valeto Box dimmable **420012**

Variant	Item no.
2125lm 3000K CRI>80	
□ white	135050

Recommended accessories Item no.

Valeto Box 1-10V **420011**

Variant	Item no.
3500lm 3000K CRI>80	
□ white	135100

Recommended accessories Item no.

Valeto Box 1-10V **420011**

Variant	Item no.
11000lm 3000K CRI>80	
□ white	135150



135161 611

135111 611

MEDO 30
Installation frame, LED

A - A++



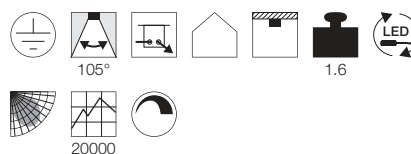
- Neutral design for maximum adaptability

Product available in these colours and variants

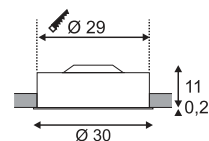


Product details

220-240V ~50/60Hz sec. 350mA
Total consumption: 16W
Material: Aluminium/steel/PMMA
Dimmable: Triac C, Triac L



Line drawing



Note

Material thickness, mounting surface:
10-35 mm max.

Recommended accessories Item no.

Valeto Box dimmable 420012

Variant	Item no.
1200lm 3000K CRI>80	
■ black	135010
1200lm 3000K CRI>80	
□ white	135011
1200lm 3000K CRI>80	
■ silver-grey	135014



MEDO 40
Installation frame, LED

A - A++



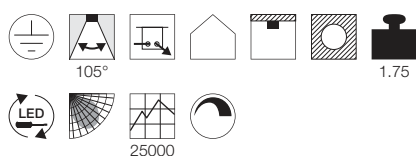
- Neutral design for maximum adaptability

Product available in these colours and variants

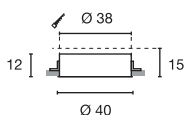


Product details

220-240V ~50/60Hz sec. 700mA
Total consumption: 31W
Material: Aluminium/steel/PMMA
Dimmable: Triac C, Triac L



Line drawing



Note

Material thickness, mounting surface: 10-35 mm max.

Recommended accessories Item no.

Valetto Box dimmable 420012

Variant	Item no.
2125lm 3000K CRI>80	
■ black	135060
2125lm 3000K CRI>80	
□ white	135061
2125lm 3000K CRI>80	
■ silver-grey	135064

MEDO 60
Installation frame, LED

A - A++



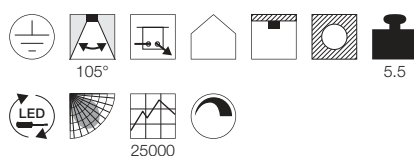
- Neutral design for maximum adaptability

Product available in these colours and variants

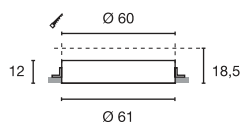


Product details

100-240V ~50/60Hz sec. 1000mA
Total consumption: 40W
Material: Aluminium/steel/PMMA
Dimmable: 1-10V



Line drawing



Note

Material thickness, mounting surface: 10-35 mm max.

Recommended accessories Item no.

Valetto Box 1-10V 420011

Variant	Item no.
3500lm 3000K CRI>80	
■ black	135110
3500lm 3000K CRI>80	
□ white	135111
3500lm 3000K CRI>80	
■ silver-grey	135114

MEDO 90
Installation frame, LED

A - A++



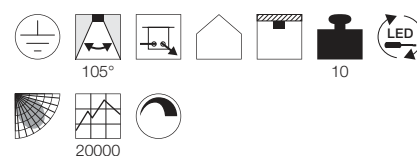
- Neutral design for maximum adaptability

Product available in these colours and variants

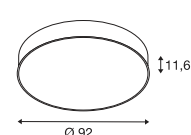


Product details

220-240V ~50/60Hz sec. 2900mA
Total consumption: 119W
Material: Aluminium/steel/PMMA
Dimmable: 1-10V



Line drawing



Note

Material thickness, mounting surface: 10-35 mm max.

Recommended accessories Item no.

Valetto Box 1-10V 420011

Variant	Item no.
11000lm 3000K CRI>80	
■ black	135160
11000lm 3000K CRI>80	
□ white	135161
11000lm 3000K CRI>80	
■ silver-grey	135164

MEDO 30

A - A++



NEW

LED INSIDE



MEDO 40

A - A++



NEW

LED INSIDE

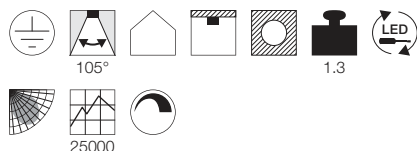


Product available in these colours and variants



Product details

220-240V~50-60Hz sec. 350mA
 Total consumption: 15W
 Material: Aluminium/steel/frosted acrylic glass
 Product dimensions: Ø: 30 cm H: 11 cm
 Installation dimensions:
 Installation Ø: 28 cm D: 15 cm
 Dimmable: 1-10V



Note

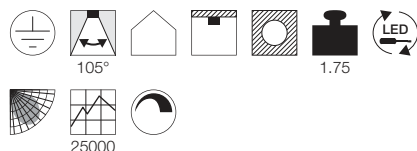
Material thickness, mounting surface: 35 mm max.

Product available in these colours and variants



Product details

120-240V~50-60Hz sec. 700mA
 Total consumption: 29W
 Material: Aluminium/steel/frosted acrylic glass
 Product dimensions: Ø: 40 cm H: 11 cm
 Installation dimensions:
 Installation Ø: 38 cm D: 15 cm
 Dimmable: 1-10V



Note

Material thickness, mounting surface: 35 mm max.

Recommended accessories Item no.

Valetto Box 1-10V 420011

Variant	Item no.
1000lm 3000K CRI>80	
■ black	1000851
1000lm 3000K CRI>80	
□ white	1000852
1000lm 3000K CRI>80	
■ silver-grey	1000853

Recommended accessories Item no.

Valetto Box 1-10V 420011

Variant	Item no.
2000lm 3000K CRI>80	
■ black	1000860
2000lm 3000K CRI>80	
□ white	1000861
2000lm 3000K CRI>80	
■ silver-grey	1000862



ALAMEA

A - A++



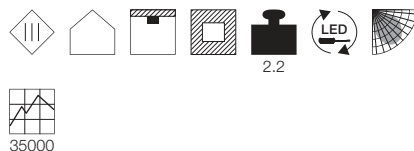
- Extensive tilting range

Product available in these colours



Product details

700mA /29.4W
 Material: Aluminium/glass
 Product dimensions:
 L: 24.6 cm W: 15.6 cm H: 14.5 cm
 Installation dimensions:
 W: 13 cm L: 22.5 cm D: 14.5 cm



Note

Material thickness, mounting surface: 40 mm max.

Recommended accessories Item no.

LED driver 700mA 40W incl. strain relief	464168
LED driver 1000mA 40W incl. strain relief	464170
LED driver 350-1050mA 50W	464032
Valetto Box switch on/off	420010

Variant	Item no.
2900lm 3000K CRI>90 ■ black	1000787
2750lm 4000K CRI>90 ■ black	1000789
2900lm 3000K CRI>90 □ white	1000791
2750lm 4000K CRI>90 □ white	1000793

ALAMEA

A - A++



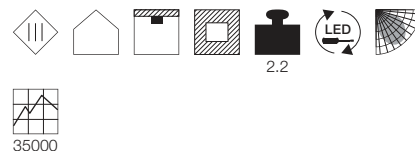
- Extensive tilting range

Product available in these colours



Product details

1000mA /36W
 Material: Aluminium/glass
 Product dimensions:
 L: 24.6 cm W: 15.6 cm H: 14.5 cm
 Installation dimensions:
 W: 13 cm L: 22.5 cm D: 14.5 cm



Note

Material thickness, mounting surface: 40 mm max.

Recommended accessories Item no.

LED driver 700mA 40W incl. strain relief	464168
LED driver 1000mA 40W incl. strain relief	464170
LED driver 350-1050mA 50W	464032
Valetto Box switch on/off	420010

Variant	Item no.
3600lm 3000K CRI>90 ■ black	1000788
3800lm 4000K CRI>90 ■ black	1000790
3600lm 3000K CRI>90 □ white	1000792
3800lm 4000K CRI>90 □ white	1000794

KADUX
QPAR51

E - A++



- Down-to-earth design, flexible lighting
- Stable housing

Product available in these colours

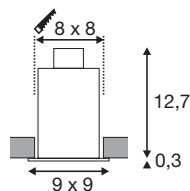


Product details

230V ~50Hz
Material: Aluminium/steel



Line drawing



Note

Material thickness, mounting surface: 30 mm max.

Lamp details

50W max.
optional: LED

Recommended LED lamp

LED GU10 7W 36°
3000K 520lm EEL=A+
7kWh/1000h
Item no. 551283 |



Valeto GU10 5.3W
2700K-6500K 385lm EEL=A+
6kWh/1000h
Item no. 420061 |



Variant	Item no.
GU10 QPAR51	
■ matt black	115510
GU10 QPAR51	
□ matt white	115511
GU10 QPAR51	
■ brushed aluminium	115516

KADUX
QPAR51

E - A++



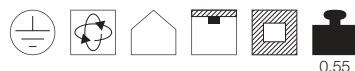
- Down-to-earth design, flexible lighting
- Stable housing

Product available in these colours

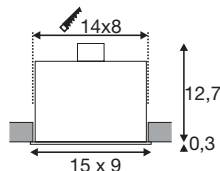


Product details

230V ~50Hz
Material: Aluminium/steel



Line drawing



Note

Material thickness, mounting surface: 30 mm max.

Lamp details

2x 50W max.
optional: LED

Recommended LED lamp

LED GU10 7W 36°
3000K 520lm EEL=A+
7kWh/1000h
Item no. 551283 |



Valeto GU10 5.3W
2700K-6500K 385lm EEL=A+
6kWh/1000h
Item no. 420061 |



Variant	Item no.
GU10 QPAR51	
■ matt black	115520
GU10 QPAR51	
□ matt white	115521
GU10 QPAR51	
■ brushed aluminium	115526





115536 615

KADUX
QPAR51

E - A++



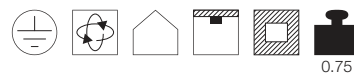
- Down-to-earth design, flexible lighting
- Stable housing

Product available in these colours

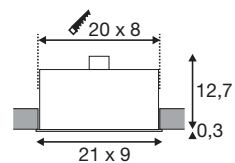


Product details

230V ~50Hz
Material: Aluminium/steel



Line drawing



Note

Material thickness, mounting surface: 30 mm max.

Lamp details

3x 50W max.
optional: LED

Recommended LED lamp

LED GU10 7W 36°
3000K 520lm EEL=A+
7kWh/1000h
Item no. 551283 |



Valeto GU10 5.3W
2700K-6500K 385lm EEL=A+
6kWh/1000h
Item no. 420061 |



Variant	Item no.
GU10 QPAR51	
■ matt black	115530
GU10 QPAR51	
□ matt white	115531
GU10 QPAR51	
■ brushed aluminium	115536

KADUX
QPAR111

E - A++



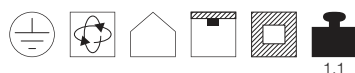
- Flexible lighting in large version
- Stable housing

Product available in these colours



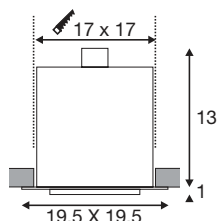
Product details

230V ~50Hz
Material: Aluminium/steel



1.1

Line drawing



Note

Material thickness, mounting surface: 25 mm max.

Lamp details

75W max.
optional: LED

Recommended LED lamp

LED GU10 17.5W 30°
2700K 880lm EEL=A
18kWh/1000h
Item no. 551642 |



Valeto GU10 9.5W 40°
2700K-6000K 830lm EEL=A+
10kWh/1000h
Item no. 1000756 |



Variant	Item no.
GU10 QPAR111 ■ matt black	115540
GU10 QPAR111 □ matt white	115541
GU10 QPAR111 ■ brushed aluminium	115546

KADUX
QPAR111

E - A++



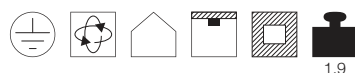
- Flexible lighting in large version
- Stable housing

Product available in these colours



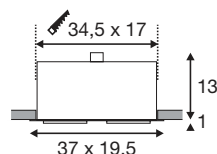
Product details

230V ~50Hz
Material: Aluminium/steel



1.9

Line drawing



Note

Material thickness, mounting surface: 25 mm max.

Lamp details

2x 75W max.
optional: LED

Recommended LED lamp

LED GU10 17.5W 30°
2700K 880lm EEL=A
18kWh/1000h
Item no. 551642 |



Valeto GU10 9.5W 40°
2700K-6000K 830lm EEL=A+
10kWh/1000h
Item no. 1000756 |



Variant	Item no.
GU10 QPAR111 ■ matt black	115550
GU10 QPAR111 □ matt white	115551
GU10 QPAR111 ■ brushed aluminium	115556





115551 616

KADUX
QPAR111

E - A++



- Flexible lighting in large version
- Stable housing

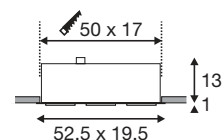
Product available in these colours

Product details

230V ~50Hz
 Material: Aluminium/steel



2.7

Line drawing

Note

Material thickness, mounting surface: 25 mm max.

Lamp details

3x 75W max.
 optional: LED

Recommended LED lamp

LED GU10 17.5W 30°
 2700K 880lm EEL=A
 18kWh/1000h
Item no. 551642 |



Valeto GU10 9.5W 40°
 2700K-6000K 830lm EEL=A+
 10kWh/1000h
Item no. 1000756 |



Variant	Item no.
GU10 QPAR111	
■ matt black	115560
□ GU10 QPAR111	
□ matt white	115561
GU10 QPAR111	
■ brushed aluminium	115566

KADUX SET

A - A++



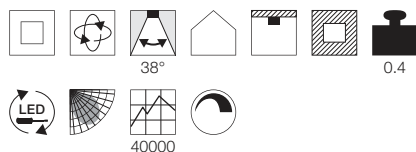
- Neutral design, flexible lighting
- Premium LED
- Stable housing

Product available in these colours

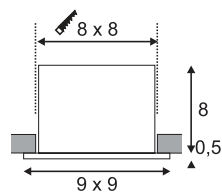


Product details

200-240V ~50/60Hz sec. 350mA
 Total consumption: 9W
 Material: Aluminium/steel
 Dimmable: Triac C, Triac L



Line drawing



Note

Material thickness, mounting surface: 30 mm max.

Recommended accessories Item no.

Valetto Box dimmable 420012

Variant	Item no.
600lm 3000K CRI80 ■ matt black	115700
625lm 3000K CRI80 □ matt white	115701
625lm 3000K CRI80 ■ brushed aluminium	115706

KADUX SET

A - A++



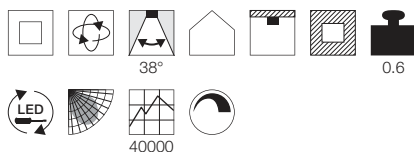
- Neutral design, flexible lighting
- Premium LED
- Stable housing

Product available in these colours

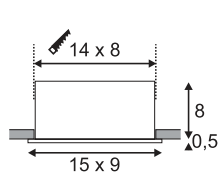


Product details

200-240V ~50/60Hz sec. 350mA
 Total consumption: 15W
 Material: Aluminium/steel
 Dimmable: Triac C, Triac L



Line drawing



Note

Material thickness, mounting surface: 30 mm max.

Recommended accessories Item no.

Valetto Box dimmable 420012

Variant	Item no.
1150lm 3000K CRI80 ■ matt black	115710
1200lm 3000K CRI80 □ matt white	115711
1200lm 3000K CRI80 ■ brushed aluminium	115716



115716 618



KADUX SET

A - A++



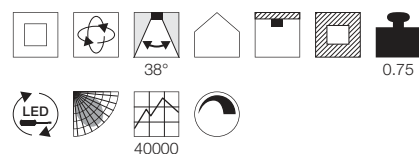
- Neutral design, flexible lighting
- Premium LED
- Stable housing

Product available in these colours

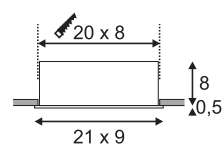


Product details

200-240V ~50/60Hz sec. 350mA
Total consumption: 22W
Material: Aluminium/steel
Dimmable: Triac C, Triac L



Line drawing



Note

Material thickness, mounting surface: 30 mm max.

Recommended accessories Item no.

Valeto Box dimmable 420012

Variant	Item no.
1750lm 3000K CRI80	
■ matt black	115720
1830lm 3000K CRI80	
□ matt white	115721
1830lm 3000K CRI80	
■ brushed aluminium	115726

KADUX SET

A - A++



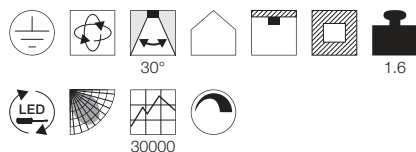
- Down-to-earth design, flexible lighting
- Premium LED
- Stable housing

Product available in these colours

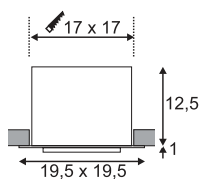


Product details

100-240V ~50/60Hz sec. 700mA
 Total consumption: 29W
 Material: Aluminium/steel
 Dimmable: 1-10V



Line drawing



Note

Material thickness, mounting surface: 25 mm max.

Recommended accessories Item no.

1 -10V dimmer **470505**
 for connecting to controllers
 with 1-10V control voltage.
 Valeto Box 1-10V **420011**

Variant	Item no.
2425lm 3000K CRI80 ■ matt black	115730
2500lm 3000K CRI80 □ matt white	115731
2500lm 3000K CRI80 ■ brushed aluminium	115736

KADUX SET

A - A++



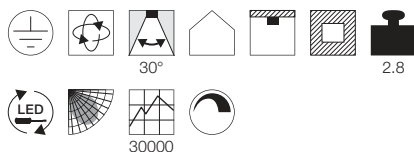
- Down-to-earth design, flexible lighting
- Premium LED
- Stable housing

Product available in these colours

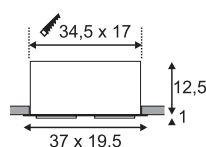


Product details

100-240V ~50/60Hz sec. 1400mA
 Total consumption: 54W
 Material: Aluminium/steel
 Dimmable: 1-10V



Line drawing



Note

Material thickness, mounting surface: 25 mm max.

Recommended accessories Item no.

1 -10V dimmer **470505**
 for connecting to controllers
 with 1-10V control voltage.
 Valeto Box 1-10V **420011**

Variant	Item no.
5200lm 3000K CRI80 ■ matt black	115740
5300lm 3000K CRI80 □ matt white	115741
5300lm 3000K CRI80 ■ brushed aluminium	115746





AIXLIGHT®
QPAR111

E - A++



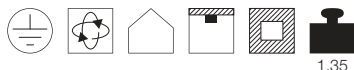
- Down-to-earth design, flexible lighting
- Flat design
- Stable luminaire housing

Product available in these colours and variants

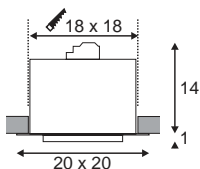


Product details

230V ~50Hz
Material: Steel



Line drawing



Note

Material thickness, mounting surface: 25 mm max.

Lamp details

75W max.
optional: LED

Recommended LED lamp

LED GU10 10.5W 25°
4000K 860lm EEL=A+
11kWh/1000h
Item no. 560704 |

Valeto GU10 9.5W 40°
2700K-6000K 830lm EEL=A+
10kWh/1000h
Item no. 1000756 |



Variant	Item no.
GU10 QPAR111 ■ chrome/black	154602

AIXLIGHT®
QPAR111

E - A++



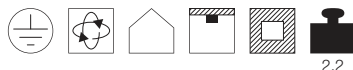
- Down-to-earth design, flexible lighting
- Flat design
- Stable luminaire housing

Product available in these colours and variants

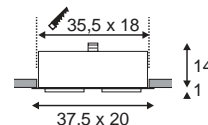


Product details

230V ~50Hz
Material: Steel



Line drawing



Note

Material thickness, mounting surface: 25 mm max.

Lamp details

2x 75W max.
optional: LED

Recommended LED lamp

LED GU10 10.5W 25°
4000K 860lm EEL=A+
11kWh/1000h
Item no. 560704 |

Valeto GU10 9.5W 40°
2700K-6000K 830lm EEL=A+
10kWh/1000h
Item no. 1000756 |



Variant	Item no.
GU10 QPAR111 ■ chrome/black	154612



154602 621

AIXLIGHT®
QPAR111

E - A++



- Down-to-earth design, flexible lighting
- Stable luminaire housing

Product available in these colours and variants

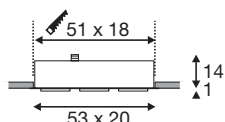


Product details

230V ~50Hz
Material: Steel/aluminium



Line drawing



Note

Material thickness, mounting surface: 25 mm max.

Lamp details

3x 75W max.
optional: LED

Recommended LED lamp

LED GU10 10.5W 25°
4000K 860lm EEL=A+
11kWh/1000h
Item no. 560704 |



Valeto GU10 9.5W 40°
2700K-6000K 830lm EEL=A+
10kWh/1000h
Item no. 1000756 |



Variant	Item no.
GU10 QPAR111	
■ chrome/black	154642

154622 623





**AIXLIGHT®
QR111**

D - A+



- Down-to-earth design, flexible lighting
- Stable luminaire housing

Product available in these colours and variants



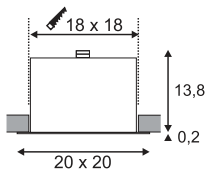
Product details

12V AC
Material: Steel



1.2

Line drawing



Note

Material thickness, mounting surface: 25 mm max. You will find different Valetto accessories to go with your choice of transformer in our Smart Home Solutions chapter.

Recommended accessories Item no.

Transformer 12V ~ 50-150W **461157**
dimmmable C, 3 sec. outputs

Lamp details

50W max.
optional: LED

Recommended LED lamp

LED G53 11W 24°
3000K 580lm EEL=A
13kWh/1000h
Item no. 560263 |



Variant	Item no.
G53 QR111	
■ chrome/black	154622

**AIXLIGHT®
QR111**

D - A+



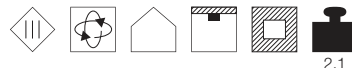
- Down-to-earth design, flexible lighting
- Stable luminaire housing

Product available in these colours and variants



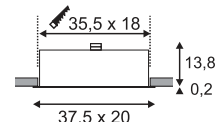
Product details

12V AC
Material: Steel



2.1

Line drawing



Note

Material thickness, mounting surface: 25 mm max. You will find different Valetto accessories to go with your choice of transformer in our Smart Home Solutions chapter.

Recommended accessories Item no.

Transformer 12V ~ 50-150W **461157**
dimmmable C, 3 sec. outputs

Lamp details

2x 50W max.
optional: LED

Recommended LED lamp

LED G53 11W 24°
3000K 580lm EEL=A
13kWh/1000h
Item no. 560263 |



Variant	Item no.
G53 QR111	
■ chrome/black	154632

AIXLIGHT®
QR111

D - A+



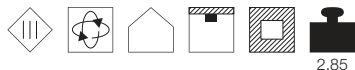
- Down-to-earth design, flexible lighting
- Stable luminaire housing

Product available in these colours and variants



Product details

12V AC
Material: Steel/aluminium
Product dimensions: L: 53 cm W: 20 cm H: 14 cm
Installation dimensions:
W: 18 cm L: 51 cm D: 14 cm



Note

Material thickness, mounting surface: 25 mm max.
You will find different Valetto accessories to go with your choice of transformer in our Smart Home Solutions chapter.

Recommended accessories Item no.

Transformer 12V ~ 50-150W **461157**
dimnable C, 3 sec. outputs

Lamp details

3x 50W max.

Recommended lamp LED

LED G53 11W 24°
3000K 580lm EEL=A
13kWh/1000h
Item no. **560263** |



Variant	Item no.
G53 QR111	
■ chrome/black	154652





AIXLIGHT®

A - A++



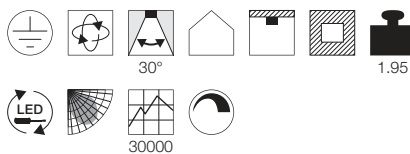
- Down-to-earth design, flexible lighting
- Flat design
- Premium LED

Product available in these colours and variants

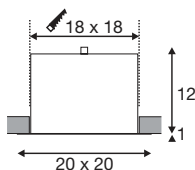


Product details

100-240V ~50/60Hz sec. 700mA
 Total consumption: 29W
 Material: Aluminium/steel
 Dimmable: 1-10V



Line drawing



Note

Material thickness, mounting surface: 25 mm max.

Recommended accessories Item no.

1 -10V dimmer 470505
 for connecting to controllers
 with 1-10V control voltage.
 Valeto Box 1-10V 420011

Variant	Item no.
2425lm 3000K CRI80 ■ chrome/black	154662

AIXLIGHT®

A - A++



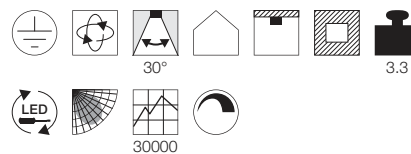
- Down-to-earth design, flexible lighting
- Flat design
- Premium LED

Product available in these colours and variants

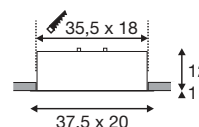


Product details

100-240V ~50/60Hz sec. 1400mA
 Total consumption: 54W
 Material: Aluminium/steel
 Dimmable: 1-10V



Line drawing



Note

Material thickness, mounting surface: 25 mm max.

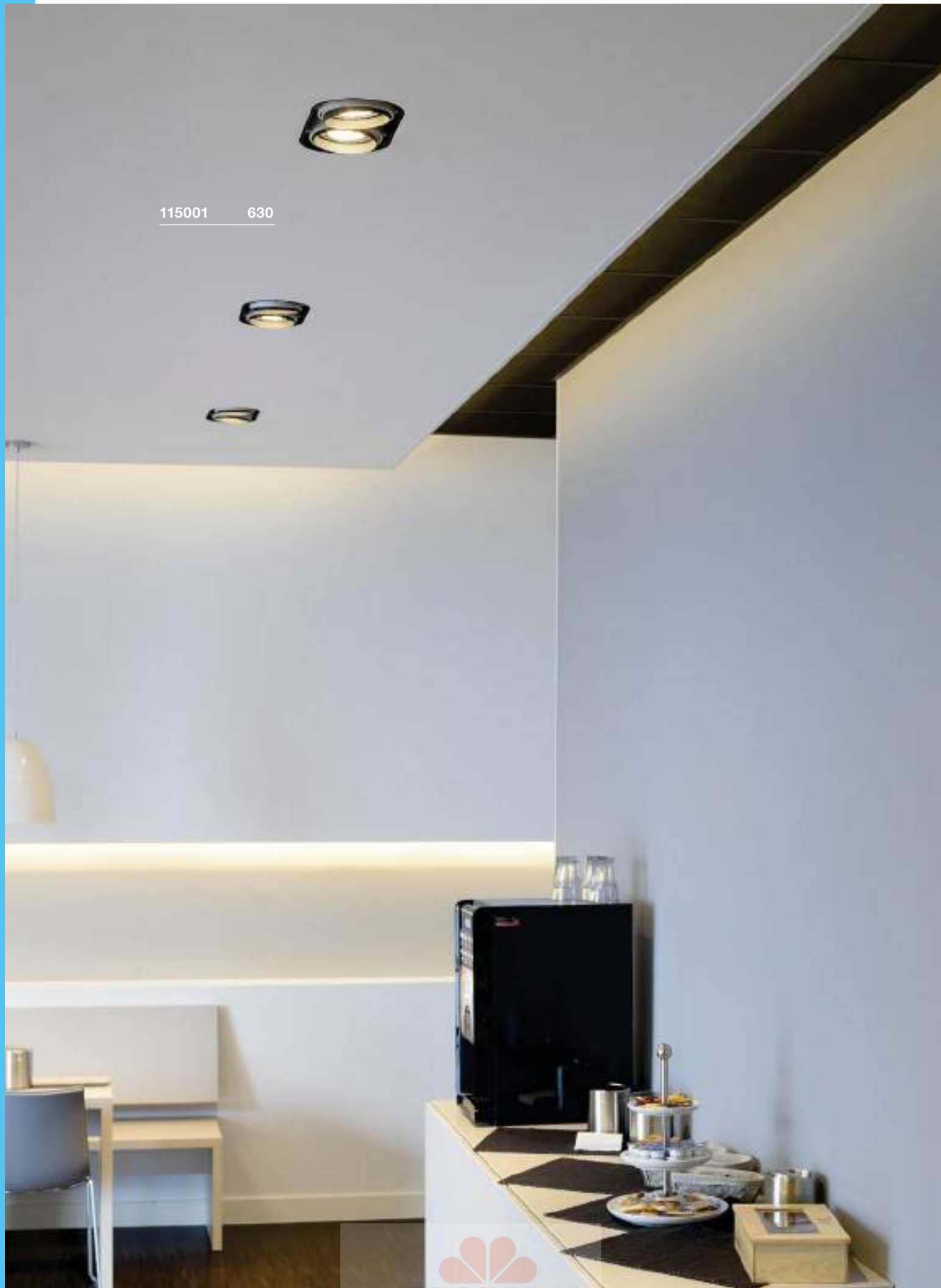
Recommended accessories Item no.

1 -10V dimmer 470505
 for connecting to controllers
 with 1-10V control voltage.
 Valeto Box 1-10V 420011

Variant	Item no.
5200lm 3000K CRI80 ■ chrome/black	154672



115001 630





AIXLIGHT® PRO. MIX & MATCH.

Professional recessed spotlight system



Axligh® Pro 2 installation frame with G12 and ES111 module.

1. Select a mounting frame with the size, shape and height you want, with or without trim.
2. Select the required module ...
3. ... and the relevant lamp.
4. Structured glass is also available for some modules.
5. Select the power supplies that are suitable for the wattage of the lamp.
6. If you have decided on a HIT high-voltage module, you require a suitable high-voltage connecting cable.

Small installation frame
AIXLIGHT® Pro 50



	1 FRAME	2 FRAME	1 FRAME	2 FRAME
Material	Steel	Steel	Steel	Steel
Colour	silver-grey/black	silver-grey/black	black	black
Length	10 cm	17.3 cm	10.2 cm	18.8 cm
Width	10 cm	10 cm	10.2 cm	10.2 cm
Depth	10 cm	10 cm	10.5 cm	10.5 cm
Inst. L	8.5 cm	16 cm	12.5 cm	12.5 cm
Inst. W	8.5 cm	8.5 cm	12.5 cm	21 cm
Inst. D	13 cm	13 cm	13 cm	13 cm
Weight	0.33 kg	0.45 kg	0.77kg	1.09 kg
Item no.	115304	115314	115351	115352

Note

Intended for frameless installation.

Intended for frameless installation.

Large installation frame
AIXLIGHT® Pro



	1 FRAME	2 FRAME
Material	Steel	Steel
Colour	silver-grey/black	silver-grey/black
Length	17.5 cm	31.5 cm
Width	17.5 cm	17.5 cm
Depth	19 cm	19 cm
Inst. L	15.5 cm	29.5 cm
Inst. W	15.5 cm	15.5 cm
Inst. D	21 cm	21 cm
Weight	1 kg	1.45 kg
Item no.	115104	115114

Large installation frame
AIXLIGHT® Pro



	AIXLIGHT® 1 FRAMELESS	AIXLIGHT® 2 FRAMELESS
Material	Steel	Steel
Colour	black	black
Length	15.5 cm	31.5 cm
Width	15.5 cm	15.5 cm
Depth	18.5 cm	18.5 cm
Inst. L	19 cm	35 cm
Inst. W	19 cm	19 cm
Inst. D	23 cm	23 cm
Weight	2.15 kg	3.5 kg
Item no.	115151	115152

Note

Intended for frameless installation.

Intended for frameless installation.



Large installation frame
AIXLIGHT® Pro



AIXLIGHT®
1 FRAME

AIXLIGHT®
2 FRAME

Material	Steel	Steel
Colour	black	black
Diameter	15.5 cm	–
Length	–	32.5 cm
Width	–	15.5 cm
Depth	18 cm	18 cm
Inst. Ø	19 cm	–
Inst. L	–	36 cm
Inst. W	–	19 cm
Inst. D	20 cm	20 cm
Weight	1.1 kg	2.7 kg
Item no.	115674	115684

Note

Intended for frameless installation.

Intended for frameless installation.

Large installation frame
AIXLIGHT® Pro
Flat design



AIXLIGHT®
1 FRAME

AIXLIGHT®
2 FRAME

Material	Steel	Steel
Colour	black	black
Diameter	15.5 cm	–
Length	–	32.5 cm
Width	–	15.5 cm
Depth	12 cm	12 cm
Inst. Ø	19 cm	–
Inst. L	–	36 cm
Inst. W	–	19 cm
Inst. D	14 cm	14 cm
Weight	0.78 kg	1.72 kg
Item no.	115624	115634

Note

Compatible luminaire modules: 115001, 115004, 115011, 115014.
Intended for frameless installation.

Compatible luminaire modules: 115001, 115004, 115011, 115014.
Intended for frameless installation.

AIXLIGHT® PRO 50
QPAR51 Module

E - A++



AIXLIGHT® PRO
QR111 Module

D - A+

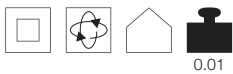


Product available in these colours and variants



Product details

230V ~50Hz
Material: Aluminium/plastic
Product dimensions: Ø: 7 cm H: 2.5 cm



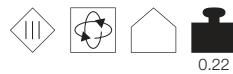
0.01

Product available in these colours and variants



Product details

12V
Material: Aluminium/plastic
Product dimensions: Ø: 13.5 cm H: 6 cm



0.22

Note

You will find different Valeto accessories to go with your choice of transformer in our Smart Home Solutions chapter.

Lamp details

50W max.
Ø: 5 cm max. L: 5.7 cm max.
optional: LED

Recommended LED lamp

LED GU10 6.5W 36°
3000K 520lm EEL=A+
7kWh/1000h
Item no. 551273 |



Valeto GU10 5.3W
2700K-6500K 385lm EEL=A+
6kWh/1000h
Item no. 420061 |



Recommended accessories Item no.

Trim panel 115600

Lamp details

75W max.

Recommended lamp

G53 50W 24°
3000K 650lm EEK=B
53kWh/1000h
Item no. 545752 |



Variant	Item no.
GU10 QPAR51 ■ silver-grey/black	115414

Variant	Item no.
G53 QR111 <input type="checkbox"/> matt white	115001
G53 QR111 ■ silver-grey/black	115004





115004 630

AIXLIGHT® PRO
 QPAR111 Module

E - A++


Product available in
 these colours and variants

Product details

 230V ~50Hz
 Material: Aluminium/plastic
 Product dimensions: Ø: 13.5 cm H: 11.5 cm


0.31

Recommended accessories Item no.
 Trim panel 115600

Lamp details

 75W max.
 optional: LED

Recommended LED lamp

 LED GU10 17.5W 30°
 4000K 1140lm EEL=A
 18kWh/1000h

Item no. 551644 |



Variant	Item no.
GU10 QPAR111	
<input type="checkbox"/> matt white	115011
GU10 QPAR111	
<input checked="" type="checkbox"/> silver-grey/black	115014

AIXLIGHT® PRO
LED DISK MODULE

A - A++



Product available in these colours



Product details

220-240V ~50/60Hz

Total consumption: 12W

Material: Aluminium/plastic

Product dimensions: Ø: 13.5 cm H: 17.5 cm

Dimmable: L



50°

0.74



50000



Recommended accessories Item no.

Trim panel	115600
Valetto Box dimmable	420012

Variant	Item no.
800lm 2700K CRI>80	
□ matt white	115451
800lm 2700K CRI>80	
■ silver-grey/black	115454
850lm 4000K CRI>80	
□ matt white	115461
850lm 4000K CRI>80	
■ silver-grey/black	115464



115183 633

AIXLIGHT® PRO
 COB LED Module

A - A++



- Warm white, cosy shop lighting
- Premium LED

Product available in these colours and variants


0996

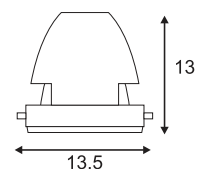

Product details

700mA /25W
 1000/1050mA/39W
 Material: Aluminium/glass



0.5

30000

Line drawing

Note

Different currents possible. 700mA, 25W, 2400lm; 1000/1050mA, 35W, 3200lm. You will find different Valetto accessories to go with your choice of transformer in our Smart Home Solutions chapter.

Recommended accessories Item no.


LED driver 40W 1000mA	464170
incl. strain relief	
LED driver, 40W, 1000mA	464176
dimnable incl. strain-relief	
LED driver 50W	464032
350-1050mA Dali dimmable	
LED driver 40W 1050mA	464804
Triac dimmable	
Trim panel	115600

Variant Item no.

2400/3200lm 3000K CRI80 12°	
□ matt white	115181
2400/3200lm 3000K CRI80 30°	
□ matt white	115183
2400/3200lm 3000K CRI80 70°	
□ matt white	115187
2400/3200lm 3000K CRI80 12°	
■ silver-grey	115191
2400/3200lm 3000K CRI80 30°	
■ silver-grey	115193
2400/3200lm 3000K CRI80 70°	
■ silver-grey	115197



115213 635





AIXLIGHT® PRO
COB LED Module

A - A++



- Optimum colour reproduction and natural light for your products
- Lighting for clothing and fresh foods (vegetables and fruit)

Product available in these colours and variants

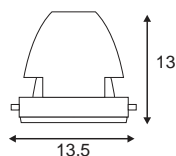


Product details

700mA /26W
Material: Aluminium/glass



Line drawing



Note

You will find different Valetto accessories to go with your choice of transformer in our Smart Home Solutions chapter.

Recommended accessories Item no.

LED driver 36W 700mA	464803
LED driver 40W 700mA	464168
LED driver 40W 700mA	464174
dimmable LED driver	464032
50W 350-1050mA	

Variant	Item no.
1950lm 4200K CRI>90 12°	
White / Black	115201
1950lm 4200K CRI>90 30°	
White / Black	115203
1950lm 4200K CRI>90 70°	
White / Black	115207
1950lm 4200K CRI>90 12°	
silver-grey/black	115231
1950lm 4200K CRI>90 30°	
silver-grey/black	115233
1950lm 4200K CRI>90 70°	
silver-grey/black	115237

AIXLIGHT® PRO
COB LED Module

A - A++



- Emphasises the natural, juicy redness of your meat products

Product available in these colours and variants

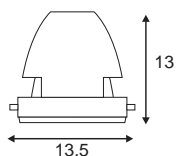


Product details

700mA /26W
Material: Aluminium/glass



Line drawing



Note

This product is not suitable for general room lighting, since it is a specialised product for lighting meat. Colour coordinates: X=0.3759 Y=0.3287.

You will find different Valetto accessories to go with your choice of transformer in our Smart Home Solutions chapter.

Recommended accessories Item no.

LED driver 36W 700mA	464803
LED driver 40W 700mA	464168
LED driver 40W 700mA	464174
dimmable LED driver	464032
50W 350-1050mA	

Variant	Item no.
1300lm 3600K CRI>65 12°	
White / Black	115211
1300lm 3600K CRI>65 30°	
White / Black	115213
1300lm 3600K CRI>65 70°	
White / Black	115217
1300lm 3600K CRI>65 12°	
silver-grey/black	115241
1300lm 3600K CRI>65 30°	
silver-grey/black	115243
1300lm 3600K CRI>65 70°	
silver-grey/black	115247

AIXLIGHT® PRO
COB LED Module

A - A++



- Crispy-brown shades of gold for your baked products

Product available in these colours and variants

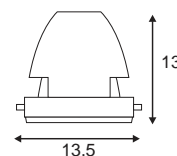


Product details

700mA /26W
Material: Aluminium/glass



Line drawing



Note

You will find different Valetto accessories to go with your choice of transformer in our Smart Home Solutions chapter.

Recommended accessories Item no.

LED driver 36W 700mA	464803
LED driver 40W 700mA	464168
LED driver 40W 700mA	464174
dimmable LED driver	464032
50W 350-1050mA	

Variant	Item no.
1650lm 3200K CRI>90 12°	
White / Black	115221
1650lm 3200K CRI>90 30°	
White / Black	115223
1650lm 3200K CRI>90 70°	
White / Black	115227
1650lm 3200K CRI>90 12°	
silver-grey/black	115251
1650lm 3200K CRI>90 30°	
silver-grey/black	115253
1650lm 3200K CRI>90 70°	
silver-grey/black	115257



SHOWING THE WAY.

MOBILE LUMINAIRES AND FLOOR STANDS.

Nobody has to flounder in the dark any more: Mobile luminaires and floor stands are a popular design element for outdoor systems, and provide orientation and safety. The special appearance of the outdoor luminaires is due to their high-quality materials, modern designs and innovative technologies.





232095 649



231245 647





MOBILE LUMINAIRES AND FLOOR STANDS

0640	0641	0642	0642	0643	0643	0644	0645
0646	0647	0648	0648	0649	0649	0650	0651
0652	0653	0655	0656	0656	0657	0659	0660
0661	0662	0663	0664	0665	0667	0667	0668
0669	0669	0670	0671	0671	0672	0673	0674
0675	0676	0677	0678	0679	0680	0680	0681
0681	0682	0682	0683	0684	0684	0685	0685
0686	0686	0687	0688	0688	0689	0691	0693
0693	0693						

ROTOBALL 25/40/50
E27

A - A++



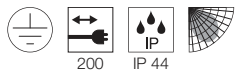
- Mobile luminaire
- Decorative light for your outdoor area

Product available in these colours and variants

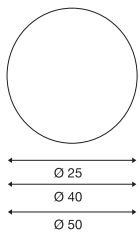


Product details

230V ~50Hz
Material: Steel/PE



Line drawing



Note

IP shock-proof mains plug

Lamp details

24W max.
Ø: 9.5 cm max.
optional: LED

Recommended LED lamp

LED E27 8.5W
2700K 806lm EEL=A+
10kWh/1000h
Item no. 560161 |



Valeto E27 10.2W
2700K-6500K + RGBW 850lm EEK=A+
11kWh/1000h
Item no. 420052 |



Variant	Item no.
E27 TC(...)SE Ø: 25 cm 1.05 kg white	227219
E27 TC(...)SE Ø: 40 cm 2.2 kg silver-grey/white	227220
E27 TC(...)SE Ø: 50 cm 3.12 kg silver-grey/white	227221



227221 640



227211 641

DETT
E27

A - A++



- Mobile luminaire
- Decorative light for your outdoor area

Product available in this colour



Product details

230V ~50Hz
Material: Steel/PE

200

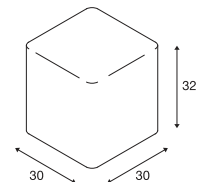


IP 54



2.54

Line drawing



Note

IP shock-proof mains plug

Lamp details

24W max.
Ø: 6 cm max.
optional: LED

Recommended LED lamp

LED E27 5.5W
2700K 470lm EEL=A+
6kWh/1000h
Item no. 560160 |Valeto E27 10.2W
2700K-6500K + RGBW 850lm EEK=A+
11kWh/1000h
Item no. 420052 |

Variant	Item no.
E27 TC(...)SE □ white	227211

OMNICUBE
E27

E - A++



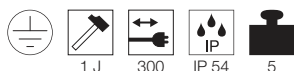
- Mobile luminaire
- Original eye-catcher in the outdoor area

Product available in these colours

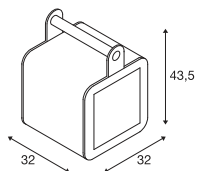


Product details

230V ~50/60Hz
Material: Plastic/aluminium



Line drawing



Note

IP shock-proof mains plug

Lamp details

24W max.
L: 15 cm max.
optional: LED

Recommended LED lamp

LED E27 8.5W
2700K 806lm EEL=A+
10kWh/1000h
Item no. 560161 |



Valetto E27 10.2W
2700K-6500K + RGBW 850lm EEK=A+
11kWh/1000h
Item no. 420052 |



Variant	Item no.
E27 TC(...)SE ■ white/anthracite	227545
E27 TC(...)SE ■ white/rust	227547

KENGA
E27

E - A++



- Mobile luminaire
- Luminaire and seat in one

Product available in this colour

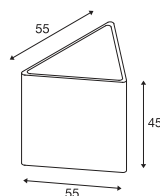


Product details

230V ~50/60Hz
Material: PE plastic / steel



Line drawing



Note

IP shock-proof mains plug

Lamp details

24W max.
L: 22 cm max.
optional: LED

Recommended LED lamp

LED E27 8.5W
2700K 806lm EEL=A+
10kWh/1000h
Item no. 560161 |




Valetto E27 10.2W
2700K-6500K + RGBW 850lm EEK=A+
11kWh/1000h
Item no. 420052 |



Variant	Item no.
E27 TC(...)SE □ white	227550



227547 642



227550 642



231395 643



228961 643

AEGAN MANILA E27

A - A++




- Base made of granite, bar made from stainless steel
- Weather-resistant braiding
- Mobile luminaire
- Natural look for the cosy terrace

Product available in these colours and variants

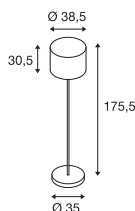


Product details

230V ~50Hz
Material: Granite/stainless steel/PE



Line drawing



Note

IP contour plug

Lamp details

24W max.
Ø: 4.8 cm max. L: 18 cm max.
optional: LED

Recommended lamp

E27 15W
3000K 1521lm EEL=A+
15kWh/1000h
Item no. 1001033 |



Variant	Item no.
E27 TC(...)SE	
■ stainless steel/anthracite	231395

AEGAN E27

A - A++




- Mobile luminaire
- Lamp shade: extremely UV-resistant polycarbonate
- Feel-good light for every style

Product available in these colours

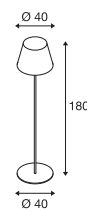


Product details

230V ~50Hz
Material: Plastic PC/aluminium



Line drawing



Note

IP contour plug

Recommended accessories Item no.

Earth spike 228960

Lamp details

24W max.
Ø: 5.2 cm max.
optional: LED

Recommended lamp

E27 15W
3000K 1521lm EEL=A+
15kWh/1000h
Item no. 1001033 |



Variant	Item no.
E27 TC(...)SE	
□ white/white	228961
E27 TC(...)SE	
■ anthracite/white	228965

CUBIX
QPAR51

E - A++



• Mobile luminaire

Product available in these colours



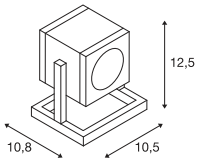
Product details

230V ~50Hz

Material: Aluminium/steel/glass



Line drawing



Note

IP shock-proof mains plug

Lamp details

25W max.

optional: LED

Recommended LED lamp

LED GU10 5W 36°
2700K 350lm EEL=A+
5kWh/1000h

Item no. 560182 |



Valeto GU10 5.3W
2700K 385lm EEL=A+
6kWh/1000h

Item no. 420060 |



Variant	Item no.
GU10 QPAR51	
■ silver-grey	132832
GU10 QPAR51	
■ anthracite	132835



132832 644



232065 645

PHOTONIA
E27

E - A++



NEW

Product available in
these colours and variants

Product details

220-240V ~50/60Hz
Material: Aluminium/glass

2.5

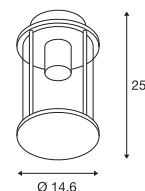
0.35 J

500

IP 44

1.86

Line drawing



Note

Open cable end
Plugs and distribution sockets can be found in
our accessories chapter.

Recommended accessories Item no.

Ceiling plate 1000398

Lamp details

60W max.
Ø: 9 cm max. L: 15 cm max.
optional: LED TC(...)SE QA60

Recommended LED lamp

LED E27 12 W 240°
3000K 1060lm EEL=A+
12 kWh/1000h
Item no. 1001032 |Valeto E27 10.2W
2700K-6500K + RGBW 850lm EEK=A+
11kWh/1000h
Item no. 420052 |

Variant Item no.

E27 | A60

■ anthracite

232065

MOLAT
E27

E - A++



NEW



Product available in these colours and variants



Product details

230V ~50/60Hz

Material: Aluminium/glass

Product dimensions: Ø: 23 cm D: 27 cm



250

IP 44

1.6

Recommended accessories Item no.

Ceiling plate 1000398

Lamp details

60W

Ø: 6.5 cm max. L: 10 cm max.

optional: LED E27 A60

Recommended LED lamp

LED E27 12 W 240°
3000K 1060lm EEI=A+
12 kWh/1000h

Item no. 1001032 |



Valeto E27 10.2W

2700K-6500K + RGBW 850lm EEK=A+
11kWh/1000h

Item no. 420052 |



Variant Item no.

E27 | TC(...)SE

■ anthracite

1000821 NEW

1000821 + 1000820 646 + 779





231245 647

ADEGAN MANILA E27

A - A++



NEW

- Natural look for the cosy outdoor area
- Weather-resistant braiding

Product available in
these colours and variants



Product details

230V ~50Hz

Material: Aluminium/ PE/ Stainless Steel



300

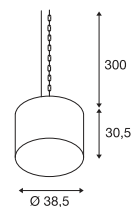
0.2 J

500

IP 44

3.1

Line drawing



Note

Chain and snap hook for hanging incl.
IP shock-proof mains plug

Lamp details

24W max.

Ø: 4.8 cm max. L: 14 cm max.

optional: LED

Recommended LED lamp

LED E27 12 W 240°
3000K 1060lm EEL=A+
12 kWh/1000h

Item no. 1001032 |



Variant	Item no.
E27 TC(..)SE ■ anthracite	231245

PLENUM® SWING
E27

A - A++



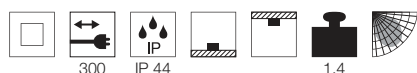
- Mobile luminaire
- Original design for extraordinary lighting accents

Product available in this colour

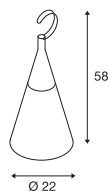


Product details

230V ~50Hz
Material: Plastic PC/aluminium



Line drawing



Note

IP contour plug

Lamp details

25W max.
Ø: 5.2 cm max. L: 17.3 cm max.
optional: LED

Recommended LED lamp

LED E27 4.7W
3000K 380lm EEL=A+
5kWh/1000h
Item no. 551532 |



Variant	Item no.
E27 TC(...)SE ■ anthracite	228995

ROTOBALL 25/40/50
E27

A - A++



- Charming globe for special lighting accents

Product available in these colours and variants

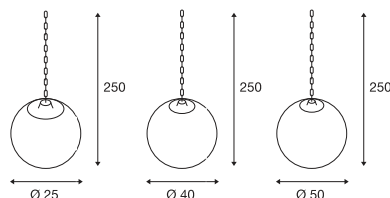


Product details

230V ~50/60Hz
Material: Plastic/aluminium/steel



Line drawing



Note

IP shock-proof mains plug

Lamp details

24W max.
optional: LED

Recommended LED lamp

LED E27 14.5W 200°
2700K 1521lm EEL=A+
15kWh/1000h
Item no. 560422 |



Valetto E27 10.2W
2700K-6500K + RGBW 850lm EEK=A+
11kWh/1000h
Item no. 420052 |



Variant	Item no.
E27 TC(...)SE Ø: 25 cm 1.25 kg ■ silver-grey/white	228050
E27 TC(...)SE Ø: 40 cm 2.3 kg ■ silver-grey/white	228051
E27 TC(...)SE Ø: 50 cm 2.5 kg ■ silver-grey/white	228052



228995 648





228050 648



232095 649

PHOTONIA
E27

E - A++



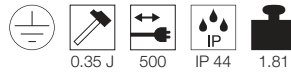
- Extra-long connecting cable with IP shock-proof mains plug

Product available in these colours and variants

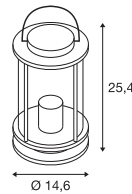


Product details

220-240V ~50/60Hz
Material: Aluminium/glass



Line drawing



Note

232095: incl. IP shock-proof mains plug

Lamp details

60W max.
Ø: 9 cm max. L: 15 cm max.
optional: LED TC(...)SE QA60

Recommended LED lamp

LED E27 12 W 240°
3000K 1060lm EEI=A+
12 kWh/1000h
Item no. 1001032 |

Valeto E27 10.2W
2700K-6500K + RGBW 850lm EEK=A+
11kWh/1000h
Item no. 420052 |

Variant	Item no.
E27 A60 ■ anthracite	232095

PHOTONIA
E27

E - A++



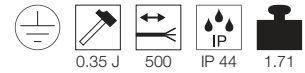
- Extra-long connecting cable with open cable end

Product available in these colours and variants

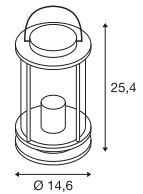


Product details

220-240V ~50/60Hz
Material: Aluminium/glass



Line drawing



Note

1000399: Open cable end
Plugs and distribution sockets can be found in our accessories chapter.

Lamp details

60W max.
Ø: 9 cm max. L: 15 cm max.
optional: LED TC(...)SE QA60

Recommended LED lamp

LED E27 12 W 240°
3000K 1060lm EEI=A+
12 kWh/1000h
Item no. 1001032 |

Valeto E27 10.2W
2700K-6500K + RGBW 850lm EEK=A+
11kWh/1000h
Item no. 420052 |

Variant	Item no.
E27 A60 ■ anthracite	1000399

LISENNE
E27

E - A++



- Basalt stone
- Smoked glass look
- Mobile luminaire

Product available in these colours and variants

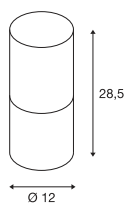


Product details

230V ~50/60Hz
Material: Basalt/glass



Line drawing



Note

IP shock-proof mains plug
Switch on underside of luminaire

Lamp details

23W max.
Ø: 5.5 cm max. L: 15 cm max.
optional: LED

Recommended lamp

LED E27 12 W 240°
3000K 1060lm EEL=A+
12 kWh/1000h
Item no. 1001032 |



Variant	Item no.
E27 TC(...)SE ■ Grey / smoked glass	231360



231360 650



231360 650



1000610 651

HELIA

A - A++

NEW

LED
INSIDE

- 240V LED

Product available in
these colours and variants



1001



Product details

220-240V ~50/60Hz
Total consumption: 6W
Material: Aluminium
Dimmable: Triac C, Triac L



38°



300



IP 55



1



LED

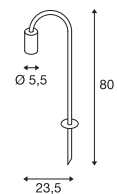


30000



30000

Line drawing



Note

Open cable end
Earth spike incl.

Variant	Item no.
360lm 3000K CRI>80 ■ anthracite	1000610

LISENNE 40/70
E27

E - A++



NEW

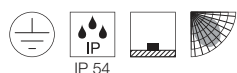
- Shimmering glass on robust stone
- Stable socket made from basalt

Product available in these colours and variants

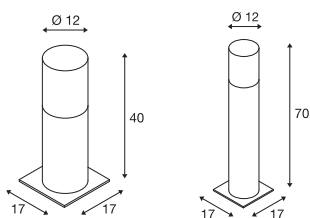


Product details

230V ~50/60Hz
Material: Basalt/glass



Line drawing



Recommended accessories Item no.

Earth spike	230060
Concrete anchor	230061

Lamp details

23W max.
Ø: 5.5 cm max. L: 15 cm max.
optional: LED

Recommended lamp

LED E27 12 W 240°
3000K 1060lm EEL=A+
12 kWh/1000h
Item no. 1001032 |



Variant	Item no.
E27 TC(...)SE H: 40 cm 5.65 kg ■ Grey / smoked glass	1000665
E27 TC(...)SE H: 70 cm 12.4 kg ■ Grey / smoked glass	1000666

1000665 652





1000682 653

APONI 90/120

A - A++

NEW

LED
INSIDE

- 240V LED

Product available in
these colours and variants



Product details

220-240V ~50/60Hz
Total consumption: 8W
Material: Aluminium
Dimmable: Triac L



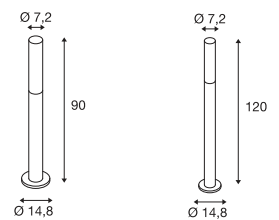
20

IP 55

30000



Line drawing



Note

Open cable end

Recommended accessories Item no.

3-pin connection box 228730

Variant	Item no.
440lm 3000K CRI>80 H: 90 cm 1.45 kg ■ anthracite	1000682
440lm 3000K CRI>80 H: 120 cm 1.84 kg ■ anthracite	1000683



LUSTROGRAD
ОПТОВЫЕ ПРОДАЖИ СВЕТИЛЬНИКОВ





234421 655

LIGHT PIPE 60/90/140

A - A++

NEW

LED
INSIDE



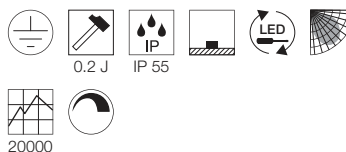
- Homogeneous shadow-free light
- LED module with integrated driver
- Modern design for walkway lighting

Product available in these colours and variants

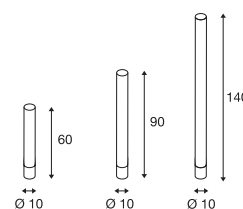


Product details

220-240V ~50/60Hz
 Total consumption: 11W
 Material: Aluminium/ PMMA
 Ambient temperature -20°C to 60°C
 Dimmable: Triac C, Triac L



Line drawing



Note

Installation plate 234431 incl. outdoor connection lead (black) and IP shock-proof mains plug.

Recommended accessories Item no.

<input checked="" type="checkbox"/> Earth spike	234430
<input type="checkbox"/> Outdoor Installation plate	234431

Variant	Item no.
630lm 2700K CRI>80 H: 60 cm 1.5 kg <input type="checkbox"/> white	234401
630lm 2700K CRI>80 H: 90 cm 1.71 kg <input type="checkbox"/> white	234411
630lm 2700K CRI>80 H: 140 cm 2.06 kg <input type="checkbox"/> white	234421

H-POL 30/60

A - A++



NEW
LED
INSIDE

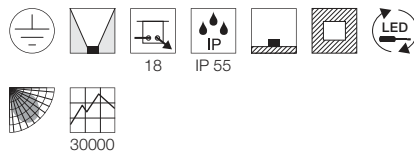
- Modern design for walkway lighting
- One-sided light output

Product available in this colour

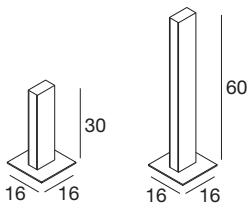


Product details

100-277V ~50/60Hz sec. 500mA
Material: Aluminium/plastic
Installation dimensions:
W: 11.8 cm L: 11.8 cm D: 10 cm



Line drawing



Note

The product is intended to be installed in the ground.
Mounting pot incl.
A large mounting pot is available for optimum mounting in the earth. Installation dimensions of the optional mounting pot:
L: 14 cm W: 14 cm D: 16 cm

Recommended accessories Item no.

■ Mounting pot **232195**

Variant Item no.

350lm | 9W | 3000K | CRI>80
H: 36 cm 1.4 kg
■ anthracite **232155**
700lm | 18W | 3000K | CRI>80
H: 66 cm 2.3 kg
■ anthracite **232165**

H-POL 30/60

A - A++



NEW
LED
INSIDE

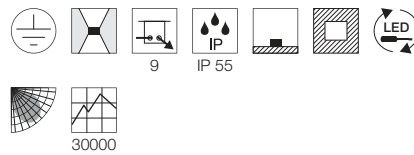
- Modern design for walkway lighting
- Two-sided light output

Product available in this colour

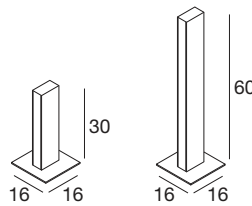


Product details

220-240V ~50/60Hz sec. 500mA/1000mA
Material: Aluminium/plastic
Installation dimensions:
W: 11.8 cm L: 11.8 cm D: 10 cm



Line drawing



Note

The product is intended to be installed in the ground.
Mounting pot incl.
A large mounting pot is available for optimum mounting in the earth. Installation dimensions of the optional mounting pot:
L: 14 cm W: 14 cm D: 16 cm

Recommended accessories Item no.

■ Mounting pot **232195**

Variant Item no.

Direct: 700lm | 18W | 3000K | CRI>80
Indirect: 350lm H: 36 cm 1.6 kg
■ anthracite **232175**
Direct: 700lm | 35W | 3000K | CRI>80
Indirect: 700lm H: 66 cm 2.5 kg
■ anthracite **232185**





232075

657

PHOTONIA

E - A++

NEW



- Modern lantern for walkway lighting

Product available in these colours and variants



Product details

220-240V ~50/60Hz
Material: Aluminium/glass



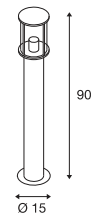
0.35

20

IP 55

2.3

Line drawing



Note

Open cable end

Recommended accessories Item no.

Concrete anchor **232085**

3-pin connection box **228730**

Lamp details

60W max.
Ø: 9 cm max. L: 15 cm max.
optional: LED TC(...)SE QA60

Recommended lamp

LED E27 5W 330°
2000K 500lm EEL=A+
5kWh/1000h
Item no. 560741 |



Variant	Item no.
E27 A60	
■ anthracite	232075



DESIGNED BY

Carsten Witsch



231835 659



231845 659

BENDO 40/80/220

A - A++

NEW

LED INSIDE



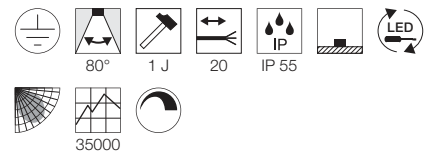
- 240V LED
- Exclusive design for an extraordinary outdoor area

Product available in these colours and variants

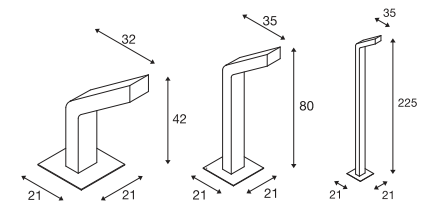


Product details

220-240V ~50/60Hz
Material: Aluminium/glass
Dimmable: Triac C, Triac L



Line drawing



Note

Open cable end

Recommended accessories Item no.

Concrete anchor	231849
3-pin connection box	228730
T-connector box	228726

Variant	Item no.
420lm 6.5W 3000K CRI>80 L: 32 cm H: 42 cm W: 21 cm 1.75 kg ■ anthracite	231825
700lm 10W 3000K CRI>80 L: 35 cm H: 80 cm D: 80cm 2.7 kg ■ anthracite	231835
1800lm 30W 3000K CRI>80 L: 47.5 cm H: 225 cm D: 225cm 7.3 kg ■ anthracite	231845

CONE
E27

E - A++



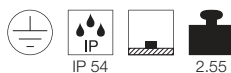
- Small walkway light for entrance and garden

Product available in this colour

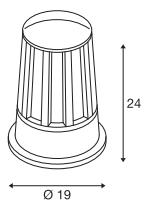


Product details

230V ~50Hz
Material: Aluminium/glass



Line drawing



Lamp details

100W max.
L: 15 cm max.
optional: LED TC(...)SE QA60

Recommended LED lamp

LED E27 8.5W
2700K 806lm EEL=A+
10kWh/1000h
Item no. 560161 |



Valeto E27 9.4W
2700K 850lm EEL=A+
10kWh/1000h
Item no. 420050 |



Variant	Item no.
E27 A60 ■ anthracite	230435



230435 660



IPERI 50

A - A++



LED INSIDE

- Modern design for walkway lighting

Product available in these colours and variants



Product details

230V ~50Hz
 Total consumption: 5W
 Material: Aluminium/plastic



IP 44

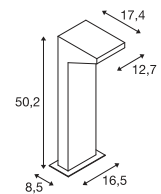


1.5



25000

Line drawing



Recommended accessories Item no.

Earth spike 231231

Variant	Item no.
320lm 4000K CRI>70	
□ white	231301
320lm 4000K CRI>70	
■ anthracite	231305

GRAFIT 30/60
E27

A - A++



- Frosted plastic
- Lamp shade in smoked glass look
- Modern design for walkway lighting

Product available in these colours and variants

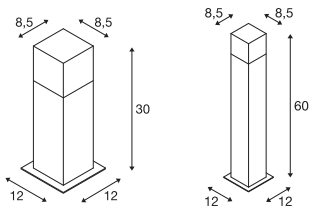


Product details

230V ~50Hz
Material: Aluminium/plastic



Line drawing



Recommended accessories Item no.

Screw set	228752
Earth spike	231230

Lamp details

11W max.
Ø: 6 cm max. L: 11.5 cm max.
optional: LED

Recommended LED lamp

LED E27 8.5W
2700K 806lm EEL=A+
10kWh/1000h
Item no. 560161 |




Variant	Item no.
E27 TC(...)SE H: 30 cm 0.8 kg	
■ anthracite	231215
E27 TC(...)SE H: 60 cm 1.4 kg	
■ anthracite	231225





1000346 663



1000344 663

SQUARE POLE 30/60/90 E27

A - A++



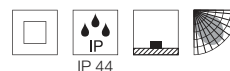
- Modern design for walkway lighting
- Stainless steel 304 luminaire, sophisticated appearance

Product available in this colour

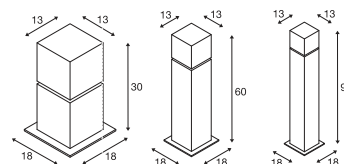


Product details

230V ~50Hz
Material: Stainless steel 304/acrylic glass



Line drawing



Recommended accessories Item no.

Earth spike **231234**
Concrete anchor **232220**

Lamp details

20W max.
Ø: 6 cm max. L: 15 cm max.
optional: LED

Recommended LED lamp

LED E27 8.5W
2700K 806lm EEL=A+
10kWh/1000h
Item no. 560161 |



Variant	Item no.
E27 TC(...)SE H: 30 cm 1.2 kg	
■ stainless steel	1000344
E27 TC(...)SE H: 60 cm 2.5 kg	
■ stainless steel	1000345
E27 TC(...)SE H: 90 cm 3.9 kg	
■ stainless steel	1000346

ALPA CONE 100
E27

A - A++



- Glare-free, walkway light

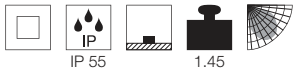
Product available in these colours



Product details

230V ~50Hz

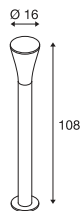
Material: Aluminium/plastic PC



IP 55

1.45

Line drawing



Recommended accessories Item no.

3-pin connection box	228730
Earth spike	228722
Concrete anchor	228712

Lamp details

24W max.

Ø: 5,2 cm max. L: 17,5 cm max.

optional: LED

Recommended lamp

E27 15W

3000K 1521lm EEL=A+

15kWh/1000h

Item no. 1001033 |



Variant	Item no.
E27 TC(...)SE	
■ silver-grey	228922
E27 TC(...)SE	
■ Stone-grey	228925



228925

664



228935 665

ALPA MUSHROOM 45/75 E27

A - A++



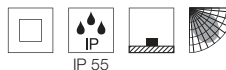
- Glare-free, walkway light

Product available in these colours



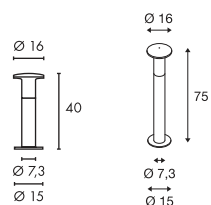
Product details

230V ~50Hz
Material: Aluminium/plastic PC



IP 55

Line drawing



Recommended accessories Item no.

3-pin connection box	228730
Earth spike	228722
Concrete anchor	228712

Lamp details

24W max.
Ø: 5.2 cm max. L: 16 cm max.
optional: LED

Recommended lamp

E27 15W
3000K 1521lm EEL=A+
15kWh/1000h
Item no. 1001033 |



Variant	Item no.
E27 TC(...)SE H: 40 cm 0.9 kg ■ silver-grey	228932
E27 TC(...)SE H: 40 cm 0.9 kg ■ Stone-grey	228935
E27 TC(...)SE H: 75 cm 2 kg ■ silver-grey	228942
E27 TC(...)SE H: 75 cm 2 kg ■ Stone-grey	228945



231455 667





SLOTS 45

A - A++



- Indirect light emission
- Premium LED
- Extraordinary lighting effect for safe footing

Product available in these colours and variants

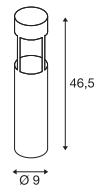


Product details

220-240V ~50/60Hz
Total consumption: 6.3W
Material: Aluminium



Line drawing



Note

Concrete anchor incl.

SLOTS 65

A - A++



- Indirect light emission
- Premium LED
- Extraordinary lighting effect for safe footing

Product available in these colours and variants

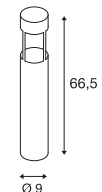


Product details

220-240V ~50/60Hz
Total consumption: 6.3W
Material: Aluminium



Line drawing



Note

Concrete anchor incl.

Recommended accessories Item no.

3-pin connection box	228730
screw set	228753

Variant	Item no.
200lm 3000K CRI>80	
■ anthracite	231815
200lm 3000K CRI>80	
■ rust	231817

Recommended accessories Item no.

3-pin connection box	228730
screw set	228753

Variant	Item no.
200lm 3000K CRI>80	
■ anthracite	231455
200lm 3000K CRI>80	
■ rust	231457

QUADRASYL 75
TCR-TSE

B - A++



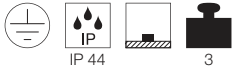
• Modern design for walkway lighting

Product available in these colours and variants

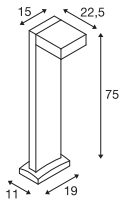


Product details

230V ~50Hz
Material: Aluminium



Line drawing



Note

Concrete anchor incl.

Recommended accessories Item no.

3-pin connection box **228730**

Lamp details

11W max.
Ø: 7.5 cm max. L: 2.7 cm max.
optional: LED

Recommended LED lamp

LED GX53 3W 120°
3000K 250lm EEL=A++
3kWh/1000h
Item no. 551372 |



Variant	Item no.
GX53 TCR-TSE	
■ silver-grey	232294
GX53 TCR-TSE	
■ anthracite	232295



232294 668



232295 668



232145 669

LOGS 40/70

A - A++



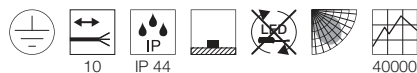
- Indirect lighting
- Premium LED
- Extraordinary design for safe footing

Product available in these colours and variants

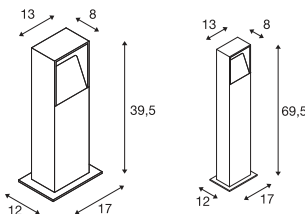


Product details

100-240V ~50/60Hz sec. 500mA
Total consumption: 8W
Material: Aluminium



Line drawing



Note

Open cable end

Recommended accessories Item no.

3-pin connection box	228730
Earth spike	231230
Screw set	228754
Concrete anchor	232119

Variant	Item no.
550lm 3000K CRI>80 H: 39.5 cm 2 kg ■ silver-grey	232114
420lm 3000K CRI>80 H: 39.5 cm 2 kg ■ anthracite	232115
550lm 3000K CRI>80 H: 69.5 cm 2.8 kg ■ silver-grey	232124
420lm 3000K CRI>80 H: 69.5 cm 2.8 kg ■ anthracite	232125

SLOTBOX 40/70

A - A++



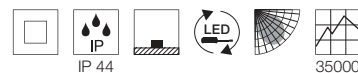
- Premium LED
- Modern design for walkway lighting

Product available in this colour

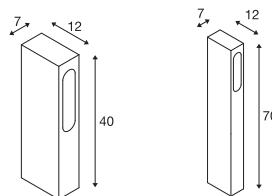


Product details

200-240V ~50/60Hz sec. 350mA
Total consumption: 8W
Material: Aluminium



Line drawing



Note

Open cable end

Recommended accessories Item no.

3-pin connection box	228730
----------------------	--------

Variant	Item no.
160lm 3000K CRI80 H: 40 cm 1.45 kg ■ anthracite	232135
160lm 3000K CRI80 H: 70 cm 2.1 kg ■ anthracite	232145

TRAPECCO

A - A++



LED
INSIDE

- Modern design for walkway lighting

Product available in these colours and variants

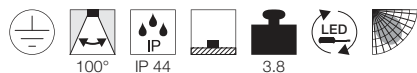


Product details

230V ~50Hz

Total consumption: 10W

Material: Aluminium



100°

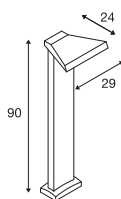
IP 44

3.8



20000

Line drawing



Note

Open cable end
Concrete anchor incl.

Recommended accessories Item no.

3-pin connection box 228730

Variant Item no.

850lm | 3000K | CRI>80

■ anthracite 231765



231765 670



230066 671



231896 671

VAP SLIM 30/60/90
E27

A - A++



- Stainless steel 304
- Sleek walkway lighting for wide range of outdoor arrangements

Product available in this colour

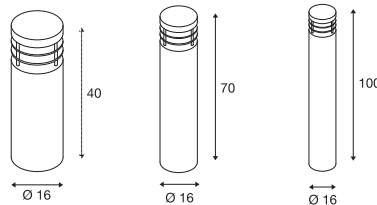


Product details

230V ~50Hz
Material: Stainless steel 304



Line drawing



Recommended accessories Item no.

Earth spike 230060
Concrete anchor 230061

Lamp details

20W max.
Ø: 5 cm max. L: 13.6 cm max.
optional: LED

Recommended lamp

E27 15W
3000K 1521lm EEI=A+
15kWh/1000h
Item no. 1001033 |



Variant Item no.

E27 | TC(...)SE H: 30 cm 1.5 kg
■ Brushed stainless steel 230063
E27 | TC(...)SE H: 60 cm 2.5 kg
■ Brushed stainless steel 230066
E27 | TC(...)SE H: 90 cm 3.4 kg
■ Brushed stainless steel 230069

VAP 30/60

A - A++



LED
INSIDE

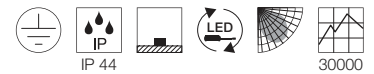
- Stainless steel 316
- Premium LED
- Extraordinary lighting effect for safe footing

Product available in this colour

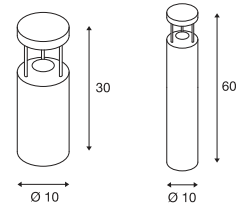


Product details

100-240V ~50/60Hz sec. 700mA
Total consumption: 8.9W
Material: Stainless steel 316



Line drawing



Recommended accessories Item no.

Earth spike 230060
Concrete anchor 230061

Variant Item no.

320lm | 3000K | CRI80
H: 30 cm 1.52 kg
■ Brushed stainless steel 231893
320lm | 3000K | CRI80
H: 60 cm 2.28 kg
■ Brushed stainless steel 231896

BIG NAILS 50/80
E27

A - A+



- Stainless steel 304
- Sleek walkway lighting for wide range of outdoor arrangements

Product available in these colours and variants

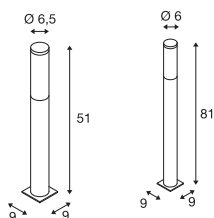


Product details

230V ~50Hz
Material: Stainless steel 304/plastic PC



Line drawing



Recommended accessories Item no.

Earth spike **227922**

Lamp details

15W max.
Ø: 4,5 cm max. L: 17 cm max.
optional: LED

Recommended LED lamp

LED E27 4.7W
3000K 380lm EEL=A+
5kWh/1000h
Item no. **551532** |



Variant Item no.

- E27 | TC(...)SE H: 51 cm 1.1 kg
■ stainless steel **229162**
- E27 | TC(...)SE H: 81 cm 1.6 kg
■ stainless steel **229172**



229172 672



231602 673

BIG NAILS PLUS 50/80
E27

A - A+



- Stainless steel 304
- Modern design for wide range of outdoor arrangements

Product available in these colours and variants



0998



Product details

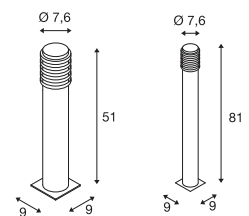
230V ~50Hz

Material: Stainless steel 304/acrylic glass



IP 44

Line drawing



Recommended accessories Item no.

3-pin connection box	228730
Earth spike	227922

Lamp details

23W max.

Ø: 4.8 cm max. L: 14.8 cm max.
optional: LED

Recommended LED lamp

E27 12W
3000K 1060lm EEL=A+
12kWh/1000h
Item no. 1001032 |



Variant	Item no.
E27 TC(...)SE H: 50 cm 1.13 kg	
■ stainless steel	231602
E27 TC(...)SE H: 80 cm 1.54 kg	
■ stainless steel	231612

OTOS GLAS
E27

A - A++



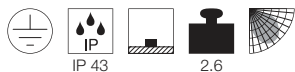
• Stylish lantern for any outdoor area

Product available in these colours

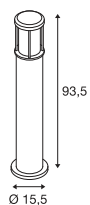


Product details

230V ~50Hz
Material: Aluminium/glass



Line drawing



Note

Concrete anchor incl.

Recommended accessories Item no.

screw set 228753

Lamp details

15W max.
Ø: 6.5 cm max. L: 14.5 cm max.
optional: LED

Recommended LED lamp


LED E27 14.5W 200°
2700K 1521lm EEL=A+
15kWh/1000h
Item no. 560422 |



Variant	Item no.
E27 A60	
■ silver-grey	230464
E27 A60	
■ anthracite	230465



230464 674



229057 675



229054 675

VAP 40/70/100
E27

A - A++



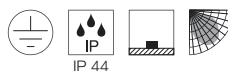
- Stainless steel 304
- Modern design for wide range of outdoor arrangements

Product available in this colour

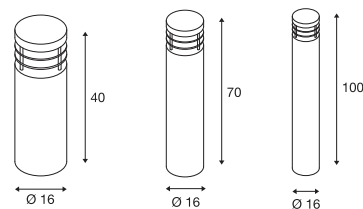


Product details

230V ~50Hz
Material: Stainless steel 304



Line drawing



Recommended accessories Item no.

3-pin connection box **228730**
Concrete anchor **229059**

Lamp details

23W max.
Ø: 5.2 cm max. L: 12.1 cm max.
optional: LED

Recommended lamp

E27 12W
3000K 1060lm EEL=A+
12kWh/1000h
Item no. 1001032 |



Variant	Item no.
E27 TC(...)SE H: 40 cm 4.4 kg ■ stainless steel	229054
E27 TC(...)SE H: 70 cm 6 kg ■ stainless steel	229057
E27 TC(...)SE H: 100 cm 7.6 kg ■ stainless steel	229050

ENOLA_C OUT POLE

A - A++



LED
INSIDE

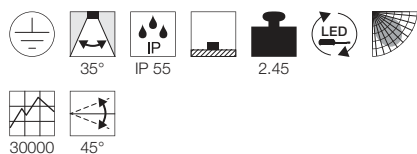
- Premium LED
- Extraordinary design for safe footing

Product available in these colours and variants

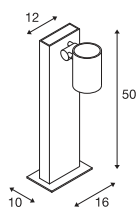


Product details

100-240V ~50/60Hz sec. 500mA
Total consumption: 12W
Material: Aluminium/glass



Line drawing



Note

Open cable end

Recommended accessories Item no.

3-pin connection box 228730

Variant	Item no.
800lm 3000K CRI80 ■ anthracite	228545



228545 676



231855 677

BOOKAT

A - A++



LED
INSIDE

- Special lighting effect
- 240V LED
- Modern design for discreet, glare-free lighting

Product available in this colour

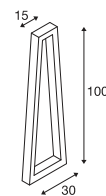


Product details

230V ~50Hz
 Total consumption: 13W
 Material: Aluminium
 Dimmable: Triac C, Triac L



Line drawing



Note

Open cable end

Recommended accessories Item no.

3-pin connection box 228730

Variant	Item no.
370lm 3000K CRI80 ■ anthracite	231855

C-POL
E27

A - A++



- Highly polished reflector for effective lighting
- Modern design for discreet, glare-free lighting

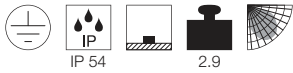
Product available in these colours and variants



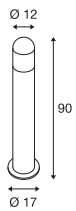
Product details

230V ~50Hz

Material: Aluminium/plastic PC



Line drawing



Recommended accessories Item no.

3-pin connection box **228730**

Lamp details

24W max.

Ø: 5.2 cm max. L: 17.3 cm max.

optional: LED

Recommended lamp

E27 15W

3000K 1521lm EEL=A+

15kWh/1000h

Item no. **1001033** |



Variant	Item no.
E27 A60	
■ anthracite	231475



231475 678





231595 679

F-POL
E27

A - A++



- Highly polished reflector for effective lighting
- Modern design for discreet, glare-free lighting

Product available in
these colours and variants

1000



Product details

230V ~50Hz

Material: Aluminium/plastic PC



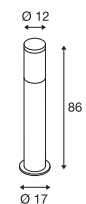
IP 54



2.85



Line drawing



Recommended accessories Item no.

3-pin connection box 228730

Lamp details

20W max.

Ø: 5 cm max. L: 14.8 cm max.

optional: LED

Recommended LED lamp

E27 12W

3000K 1060lm EEL=A+

12kWh/1000h

Item no. 1001032 |



Variant	Item no.
E27 A60	
■ anthracite	231595

RUSTY 40/70 E27

A - A++



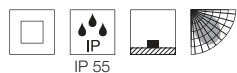
- Rusty steel
- Each fitting is unique
- Seamless integration in the outdoor area

Product available in this colour

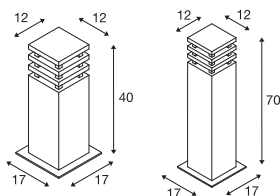


Product details

230V ~50Hz
Material: FeCSi steel/plastic PC



Line drawing



Recommended accessories Item no.

3-pin connection box	228730
Earth spike	229422

Lamp details

11W max.
Ø: 4.8 cm max. L: 13.9 cm max.
optional: LED

Recommended LED lamp

LED E27 4.7W
3000K 380lm EEL=A+
5kWh/1000h
Item no. 551532 |



Variant	Item no.
E27 TC(...)SE H: 40 cm 11 kg ■ Rusted iron	229420
E27 TC(...)SE H: 71 cm 22 kg ■ Rusted iron	229421

RUSTY 40/70

A - A++



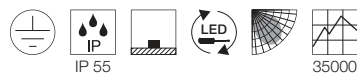
- Rusty steel
- Each fitting is unique
- 240V LED
- Seamless integration in the outdoor area

Product available in this colour

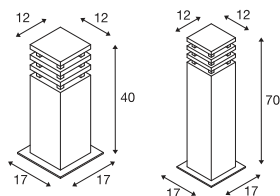


Product details

220-240V ~50/60Hz
Total consumption: 8.6W
Material: FeCSi steel/plastic PC




Line drawing



Recommended accessories Item no.

3-pin connection box	228730
Earth spike	229422

Variant	Item no.
90lm 3000K CRI80 H: 40 cm 11 kg ■ Rusted iron	233427
90lm 3000K CRI80 H: 71 cm 22 kg ■ Rusted iron	233437





RUSTY 40/70
E27

A - A++



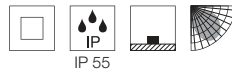
- Rusty steel
- Each fitting is unique
- Nautical design, natural look

Product available in this colour

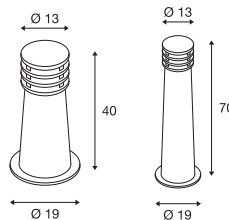


Product details

230V ~50Hz
Material: FeCSi steel/plastic PC



Line drawing



Recommended accessories Item no.

3-pin connection box	228730
Earth spike	229022

Lamp details

11W max.
Ø: 4.8 cm max. L: 13.9 cm max.
optional: LED

Recommended LED lamp

LED E27 4.7W
3000K 380lm EEL=A+
5kWh/1000h
Item no. 551532 |



Variant	Item no.
E27 TC(...)SE H: 40 cm 11 kg ■ Rusted iron	229020
E27 TC(...)SE H: 70 cm 17.5 kg ■ Rusted iron	229021

RUSTY 40/70

A - A++



LED
INSIDE

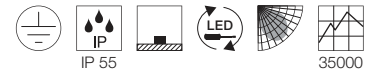
- Rusty steel
- Each fitting is unique
- 240V LED
- Nautical design, natural look

Product available in this colour

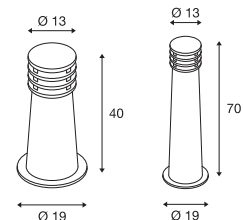


Product details

220-240V ~50/60Hz
Total consumption: 8.6W
Material: FeCSi steel/plastic PC



Line drawing



Recommended accessories Item no.

3-pin connection box	228730
Earth spike	229022

Variant	Item no.
70lm 3000K CRI80 H: 40 cm 11 kg ■ Rusted iron	233407
70lm 3000K CRI80 H: 70 cm 17.5 kg ■ Rusted iron	233417

229021 681

RUSTY CONE
E14

A - A++



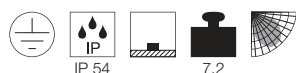
- Rusty steel
- Each fitting is unique
- Small walkway light for entrance and garden

Product available in this colour

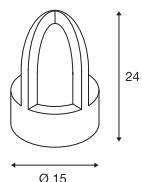


Product details

230V ~50Hz
Material: FeCSi steel/plastic PC



Line drawing



Lamp details

40W max.
Ø: 4.8 cm max. L: 13.9 cm max.
optional: LED TC(...)SE QC35

Recommended LED lamp

LED E14 4W
2700K 250lm EEL=A+
3kWh/1000h
Item no. 560222 |



Variant	Item no.
E14 C35	
■ rusted iron	229430

RUSTY CONE 40/70
E27

A - A++



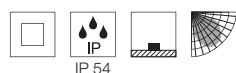
- Rusty steel
- Each fitting is unique
- Seamless integration in the outdoor area

Product available in this colour

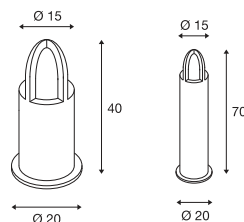


Product details

230V ~50Hz
Material: FeCSi steel/plastic PC



Line drawing



Recommended accessories Item no.

3-pin connection box 228730
Earth spike 229423

Lamp details



11W max.
Ø: 4.8 cm max. L: 13.9 cm max.
optional: LED


Recommended LED lamp

LED E27 4.7W
3000K 380lm EEL=A+
5kWh/1000h
Item no. 551532 |



Variant	Item no.
E27 TC(...)SE	
H: 40 cm 12.2 kg	
■ Rusted iron	229431
E27 TC(...)SE	
H: 70 cm 18.8 kg	
■ Rusted iron	229432





230090 683

RUSTY PATHLIGHT TCR-TSE

B - A++



- Rusty steel
- Each fitting is unique
- Straight-lined, natural look

Product available in this colour



Product details

230V ~50Hz

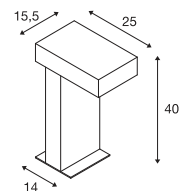
Material: FeCSi Steel / Aluminium



IP 44

12.7

Line drawing



230090 683

Recommended accessories Item no.

3-pin connection box 228730

Earth spike 229422

Lamp details

9W max.

Ø: 7.5 cm max. L: 2.7 cm max.

optional: LED

Recommended LED lamp

LED GX53 3W 120°
3000K 250lm EEL=A++
3kWh/1000h

Item no. 551372 |



Variant	Item no.
GX53 TCR-TSE	
■ Rusted iron	230090

RUSTY SLOT 50/80 E27

A - A++



- Rusty steel
- Each fitting is unique
- Extraordinary lighting effect, natural look

Product available in this colour



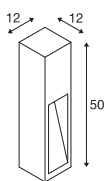
Product details

230V ~50Hz
Material: FeCSi-steel



IP 44

Line drawing



Recommended accessories Item no.

3-pin connection box **228730**
Earth spike **231230**

Lamp details

11W max.
Ø: 4.8 cm max. L: 13.9 cm max.
optional: LED

Recommended LED lamp

LED E27 4.7W
3000K 380lm EEL=A+
5kWh/1000h
Item no. 551532 |



Variant	Item no.
E27 TC(...)SE H: 50 cm 12.5 kg ■ Rusted iron	229410
E27 TC(...)SE H: 80 cm 18.5 kg ■ Rusted iron	229411

RUSTY SLOT 50/80

A - A++



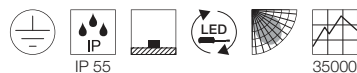
- Rusty steel
- Each fitting is unique
- 240V LED
- Extraordinary lighting effect, natural look

Product available in this colour



Product details

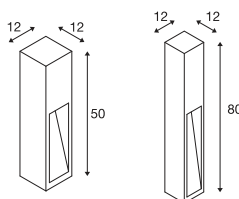
220-240V ~50/60Hz
Total consumption: 8.6W
Material: FeCSi steel/plastic PC



IP 55

35000

Line drawing



Recommended accessories Item no.

3-pin connection box **228730**
Earth spike **231230**

Variant	Item no.
30lm 3000K CRI80 H: 50 cm 12.5 kg ■ Rusted iron	233447
30lm 3000K CRI80 H: 80 cm 18.5 kg ■ Rusted iron	233457





231371 685



231420 685

ARROCK STONE 50/75

A - A++



- Basalt/stainless steel
- Premium LED
- Extraordinary lighting effect, natural look

Product available in this colour

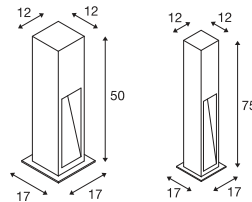


Product details

100-240V ~50/60Hz sec. 700mA
Total consumption: 9W
Material: Basalt/stainless steel304



Line drawing




Recommended accessories Item no.

Earth spike 231235

ARROCK ARC QPAR51

E - A++



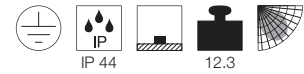
- Natural stone, granite, stainless steel
- Flat design with extraordinary lighting effect

Product available in this colour

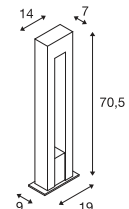


Product details

230V ~50Hz
Material: Stainless steel 304 / Granite



Line drawing



Recommended accessories Item no.

Earth spike 231233

Lamp details

35W max.
Ø: 5 cm max. L: 7.6 cm max.
optional: LED

Recommended LED lamp

LED GU10 3.5W 36°
3000K 260lm EEL=A++
4kWh/1000h

Item no. 560084 |



Variant	Item no.
330lm 3000K CRI80 H: 50 cm 15.5 kg ■ Stone-grey	231370
330lm 3000K CRI80 H: 75 cm 22.2 kg ■ Stone-grey	231371

Variant	Item no.
GU10 QPAR51 ■ salt&pepper	231420

ARROCK SLOT QPAR51

A - A++



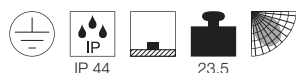
- Natural stone, granite, stainless steel
- Extraordinary lighting effect, natural look

Product available in this colour

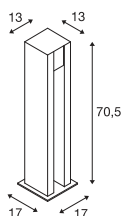


Product details

230V ~50Hz
Material: Granite/stainless steel 304



Line drawing



Note

Open cable end

Recommended accessories Item no.

Earth spike **231235**
3-pin connection box **228730**

Lamp details

4W max.

Recommended LED lamp

LED GU10 3.5W 36°
3000K 260lm EEL=A++
4kWh/1000h
Item no. 560084 |



Variant	Item no.
GU10 QPAR51 ■ salt&pepper	231440

ARROCK GRANITE 40/70 E27

A - A++



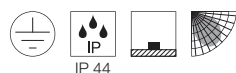
- Natural stone, granite, stainless steel
- Natural look with glare-free lighting effect

Product available in this colour

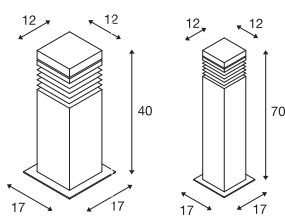


Product details

230V ~50Hz
Material: Granite/stainless steel 304



Line drawing



Recommended accessories Item no.

Earth spike **229422**
3-pin connection box **228730**

Lamp details

15W max.
Ø: 5.2 cm max. L: 11.5 cm max.
optional: LED

Recommended LED lamp

LED E27 8.5W
2700K 806lm EEL=A+
10kWh/1000h
Item no. 560161 |



Variant	Item no.
E27 TC(..)SE H: 40 cm 11 kg ■ salt&pepper	231410
E27 TC(..)SE H: 70 cm 22.5 kg ■ salt&pepper	231411



231440 686



231410 686



228110 + 1000449

687



228110 + 1000449

687

TRUST 30/60

A - A++



- Stainless steel 316
- 240V LED
- Sleek walkway lighting for wide range of outdoor arrangements

Product available in these colours and variants



1010



Product details

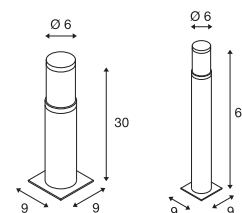
220-240V ~50/60Hz
 Total consumption: 8.6W
 Material: Stainless steel 316



IP 55

35000

Line drawing



Recommended accessories Item no.

3-pin connection box	228730
Earth spike	227922
Grid	228130
Grid	1000449

Variant Item no.

400lm 3000K CRI80 H: 30 cm 1.4 kg ■ stainless steel	228100
400lm 3000K CRI80 H: 60.5 cm 2.25 kg ■ stainless steel	228110



228130



1000449

HELIA

A - A++



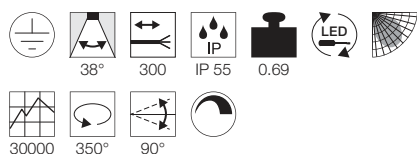
- 240V LED
- Extraordinary design for safe footing

Product available in these colours and variants

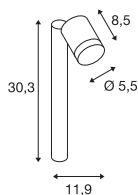


Product details

220-240V ~50/60Hz
Total consumption: 8W
Material: Aluminium
Dimmable: Triac C, Triac L



Line drawing



Note

The luminaire height can be increased by max. 2 extension rods.
Open cable end

Recommended accessories Item no.

■ End piece/earth spike 30 cm	233155
■ Extension rod 30 cm	233165
■ Stand	233145
screw set	228752
Concrete anchor	228712
Earth spike	228722

Variant	Item no.
450lm 3000K CRI80 ■ anthracite	233275

HELIA

A - A++



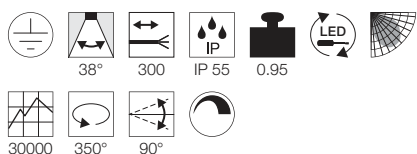
- 240V LED
- Extraordinary design for safe footing

Product available in these colours and variants

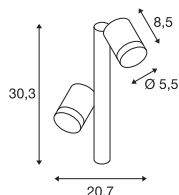


Product details

220-240V ~50/60Hz
Total consumption: 16W
Material: Aluminium
Dimmable: Triac C, Triac L



Line drawing



Note

The luminaire height can be increased by max. 2 extension rods.
Open cable end

Recommended accessories Item no.

■ End piece/earth spike 30 cm	233155
■ Extension rod 30 cm	233165
■ Stand	233145
screw set	228752
Concrete anchor	228712
Earth spike	228722

Variant	Item no.
900lm 3000K CRI80 ■ anthracite	233285



233285 688



SITRA 360 TCR-TSE

B - A++



- Extraordinary design for safe footing

Product available in
these colours and variants



Product details

230V ~50Hz

Material: Aluminium/glass



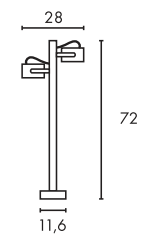
IP 44

1.7

90°

90°

Line drawing



Recommended accessories Item no.

Earth spike	230060
-------------	--------

Lamp details

2x 9W max.

Ø: 7.5 cm max. L: 3.5 cm max.

optional: LED

Recommended LED lamp

LED GX53 3W 120°
3000K 250lm EEL=A++
3kWh/1000h

Item no. 551372 |



Variant	Item no.
GX53 TCR-TSE ■ anthracite	231505



233184 691

**MYRA
QPAR51**

A - A++



- Can be extended
- Extraordinary design for safe footing

Product available in
these colours and variants

**Product details**

230V ~50Hz
Material: Aluminium



300



IP 44



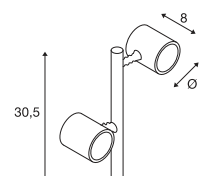
1.1



340°



45°

Line drawing**Note**

The luminaire height can be increased
by max. 2 extension rods.
Open cable end

Recommended accessories Item no.

End piece/earth spike 30 cm	233155
End piece/earth spike 30 cm	233154
Extension rod 30 cm	233165
Extension rod 30 cm	233164
Stand	233145
Stand	233144
screw set	228752
Concrete anchor	228712
Earth spike	228722

Lamp details

2x 4.5W max.
Ø: 5 cm max. L: 5.7 cm max.

Variant	Item no.
GU10 LED 51mm	
silver-grey	233184
GU10 LED 51mm	
anthracite	233185



227975 693





POLE PARC 90

A - A++



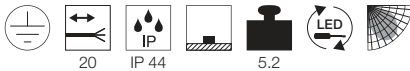
- Highly polished reflector for effective lighting

Product available in these colours and variants



Product details

100-240V ~50/60Hz sec. 145mA
 Total consumption: 20.5W
 Material: Aluminium/plastic
 Product dimensions: Ø: 14 cm D: 90 cm



35000

POLE PARC 200 TC-L

A



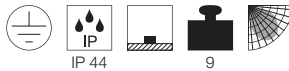
- Highly polished reflector for effective lighting
- High output lamp for professional use

Product available in these colours and variants

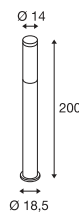


Product details

230V ~50Hz
 Material: Aluminium/plastic PC



Line drawing



Note

Concrete anchor incl.

POLE PARC 150 TC-L

A



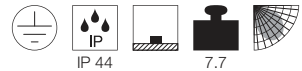
- Highly polished reflector for effective lighting
- High output lamp for professional use

Product available in these colours and variants

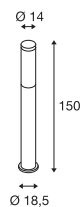


Product details

100-280V ~50/60Hz
 Material: Aluminium/plastic PC



Line drawing



Note

Concrete anchor incl.

Recommended accessories Item no.

3-pin connection box 228730

Recommended accessories Item no.

3-pin connection box 228730

Recommended accessories Item no.

3-pin connection box 228730

Lamp details

55W

Lamp details

36W

Recommended lamp

2G11 55W
 3000K 4800lm EEL=A
 61kWh/1000h
 Item no. 508450 |



Recommended lamp

2G11 36W
 4000K 2900lm EEL=A
 40kWh/1000h
 Item no. 590145 |



Variant	Item no.
1000lm 3000K CRI>80 ■ anthracite	1000760

Variant	Item no.
2G11 TC-L ■ anthracite	227975

Variant	Item no.
2G11 TC-L ■ anthracite	227985

THE SUN'S COMING UP.

FLOODLIGHTS CREATE
DYNAMIC LIGHT EMPHASIS.

Do you want effective outdoor lighting?

If so, discover the wide range of floodlights which make individual lighting possible. On buildings, squares, pavements and in gardens.





234215 + 234235

725





231682 700



SPOT

 0698	 0699	 0700	 0700	 0701	 0701	 0702	 0703
 0703	 0703	 0704	 0704	 0705	 0707	 0708	 0708
 0709	 0710	 0711	 0711	 0712	 0712	 0713	 0713
 0714	 0715	 0717	 0717	 0717	 0718	 0718	 0719
 0719	 0720	 0720	 0721	 0721	 0723	 0723	 0723
 0724	 0724	 0725	 0725	 0727	 0727	 0728	 0729
 0729	 0729	 0730	 0730	 0731	 0731	 0732	 0732
 0732	 0733						

HELIA

A - A++



NEW

LED INSIDE

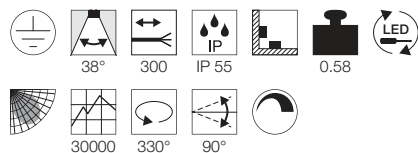
• 240V LED

Product available in these colours and variants

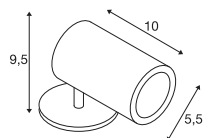


Product details

220-240V ~50/60Hz
 Total consumption: 8W
 Material: Aluminium
 Dimmable: Triac C, Triac L



Line drawing




Note

Open cable end
 Suitable plugs and other accessories can be found in our accessories chapter


Recommended accessories Item no.

■ Stainless steel earth spike **1000736**
 3-pin connection box **228730**

Variant	Item no.
480lm 3000K CRI>80 ■ anthracite	1000735



1000735 + 1000736 698



1000735 698



228555 699

HELIA

A - A++



NEW

LED INSIDE

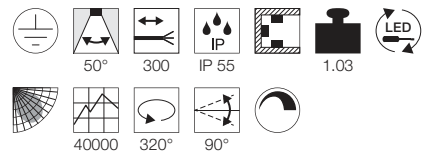
- 240V LED
- Conservative accent lighting

Product available in these colours and variants

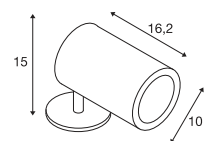


Product details

220-240V ~50/60Hz
 Total consumption: 15W
 Material: Aluminium/glass
 Dimmable: Triac C, Triac L



Line drawing




Note

Open cable end
 Suitable plugs and other accessories can be found in our accessories chapter

Recommended accessories Item no.

Earth spike	228560
3-pin connection box	228730

Variant	Item no.
1050lm 3000K CRI>80	
■ anthracite	228555



CV SPOT
QPAR51

A - A++



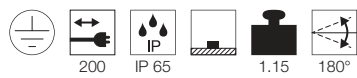
- Stainless steel 304
- Modern, futuristic accent lighting

Product available in these colours and variants

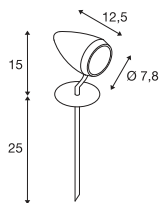


Product details

230V ~50Hz
Material: Stainless steel 304



Line drawing



Note

IP shock-proof mains plug

Lamp details

4W max.
Ø: 5 cm max. L: 5.7 cm max.

Recommended lamp LED

LED GU10 3.5W 36°
3000K 260lm EEL=A++
4kWh/1000h
Item no. 560084 |



Variant	Item no.
GU10 LED	
■ Brushed stainless steel	231672

CV SPOT
QPAR51

A - A++



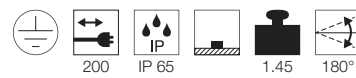
- Stainless steel 304
- Modern, futuristic walkway lighting

Product available in these colours and variants

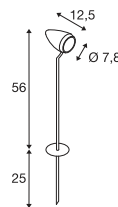


Product details

230V ~50Hz
Material: Stainless steel 304



Line drawing



Note

IP shock-proof mains plug

Lamp details

4W max.
Ø: 5 cm max. L: 5.7 cm max.

Recommended LED lamp

LED GU10 3.5W 36°
3000K 260lm EEL=A++
4kWh/1000h
Item no. 560084 |



Variant	Item no.
GU10 LED	
■ Brushed stainless steel	231682



231682 700





231535 701

SITRA 360
TCR-TSE

B - A++



- Minimalist/discreet accent lighting

Product available in these colours and variants

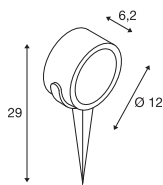


Product details

230V ~50Hz
Material: Aluminium/glass



Line drawing



Note

IP shock-proof mains plug

Lamp details

9W max.
Ø: 7.5 cm max. L: 3.5 cm max.
optional: LED

Recommended LED lamp

LED GX53 3W 120°
3000K 250lm EEL=A++
3kWh/1000h
Item no. 551372 |

Variant	Item no.
■ anthracite	231525

SITRA 360
TCR-TSE

B - A++



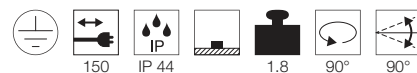
- Extremely versatile walkway lighting

Product available in these colours and variants

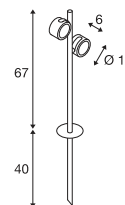


Product details

230V ~50Hz
Material: Aluminium/glass



Line drawing



Note

IP shock-proof mains plug

Lamp details

2x 9W max.
Ø: 7.5 cm max. L: 3.5 cm max.
optional: LED

Recommended LED lamp

LED GX53 3W 120°
3000K 250lm EEL=A++
3kWh/1000h
Item no. 551372 |

Variant	Item no.
■ anthracite	231535

MYRA
QPAR51

A - A++



- Can be extended
- Extremely versatile walkway lighting

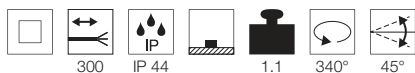
Product available in these colours and variants



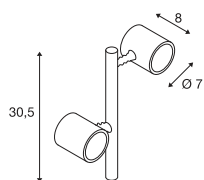
Product details

230V ~50Hz

Material: Aluminium



Line drawing



Note

The luminaire height can be increased by max. 2 extension rods.
Open cable end

Recommended accessories Item no.

■ End piece/earth spike 30 cm	233155
■ End piece/earth spike 30 cm	233154
■ Extension rod 30 cm	233165
■ Extension rod 30 cm	233164
■ Stand	233145
■ Stand	233144
screw set	228752
Concrete anchor	228712
Earth spike	228722

Lamp details

2x 4,5W max.

Ø: 5 cm max. L: 5.7 cm max.

Variant	Item no.
GU10 LED 51 mm	
■ silver-grey	233184
GU10 LED 51 mm	
■ anthracite	233185



233184 702



227418 703



NAUTILUS QPAR51

E - A++



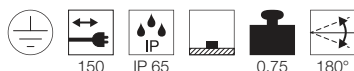
- Conservative design for your accent lighting

Product available in these colours and variants

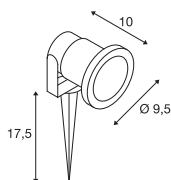


Product details

230V ~50Hz
Material: Aluminium



Line drawing



Note

IP shock-proof mains plug

Lamp details

35W max.
L: 5.7 cm max.
optional: LED

Recommended lamp LED

LED GU10 4.3W 40°
2700K 245lm EEL=A+
5kWh/1000h
Item no. 551252 |

Valetto GU10 5.3W
2700K 385lm EEL=A+
6kWh/1000h
Item no. 420060 |



Variant	Item no.
GU10 QPAR51	
■ silver-grey	227418

NAUTILUS QPAR51

E - A++



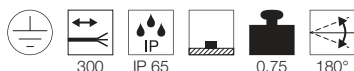
- Conservative design for your accent lighting

Product available in these colours and variants

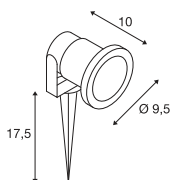


Product details

230V ~50Hz
Material: Aluminium



Line drawing



Note

Open cable end
Suitable plugs and other accessories can be found in our accessories chapter.

Lamp details

35W max.
L: 5.7 cm max.
optional: LED

Recommended LED lamp

LED GU10 4.3W 40°
2700K 245lm EEL=A+
5kWh/1000h
Item no. 551252 |

Valetto GU10 5.3W
2700K 385lm EEL=A+
6kWh/1000h
Item no. 420060 |



Variant	Item no.
GU10 QPAR51	
■ silver-grey	227419

NAUTILUS QPAR51

B - A++



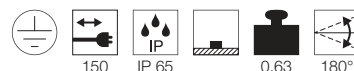
- Use of long LED lamps possible
- Conservative design for your accent lighting

Product available in these colours and variants

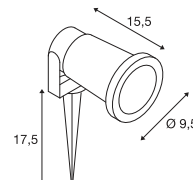


Product details

230V ~50Hz
Material: Aluminium



Line drawing



Note

IP shock-proof mains plug

Lamp details

11W max.
L: 8.3 cm max.

Recommended LED lamp

LED GU10 4.3W 40°
2700K 245lm EEL=A+
5kWh/1000h
Item no. 551252 |

Valetto GU10 5.3W
2700K 385lm EEL=A+
6kWh/1000h
Item no. 420060 |



Variant	Item no.
GU10 QPAR51	
■ black	227410

NAUTILUS

A - A++



LED
INSIDE

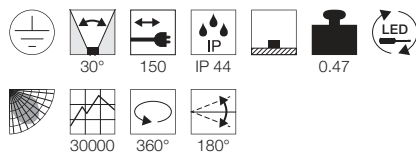
- Conservative design for your accent lighting

Product available in these colours and variants

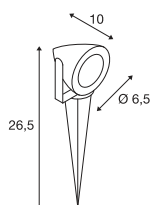


Product details

230V ~50Hz
Total consumption: 4.3W
Material: Aluminium/glass/steel



Line drawing



Note

IP shock-proof mains plug

NAUTILUS QPAR51

E - A++



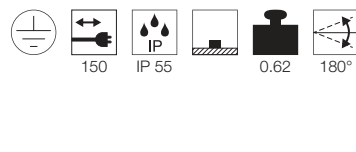
- Stainless steel 316
- Conservative design for your accent lighting

Product available in these colours and variants

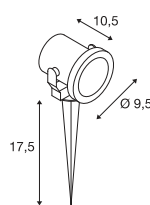


Product details

230V ~50Hz
Material: Stainless steel 316



Line drawing



Note

IP shock-proof mains plug

Lamp details

25W max.
Ø: 5 cm max. L: 5.7 cm max.
optional: LED

Recommended LED lamp

LED GU10 4.3W 40°
2700K 245lm EEL=A+
5kWh/1000h
Item no. 551252 |



Valetto GU10 5.3W
2700K 385lm EEL=A+
6kWh/1000h
Item no. 420060 |



Variant	Item no.
100lm 3000K CRI80	
■ silver-grey	231022
110lm 3000K CRI80	
■ anthracite	231025

Variant	Item no.
GU10 QPAR51	
■ Brushed stainless steel	229740



229740 704



231035

705

NAUTILUS

A - A++

LED
INSIDE

- Premium LED
- Modern luminaire cube for accent lighting

Product available in
these colours and variants



1004



Product details

100-240V ~50/60Hz sec. 700mA
Total consumption: 9W
Material: Aluminium/glass



45°



200



IP 65



0.8



0.8

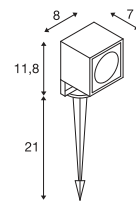


30000



90°

Line drawing



Note

IP shock-proof mains plug

Variant	Item no.
520lm 3000K CRI80 ■ anthracite	231035



227505 707



LUSTROGRAD
ОПТОВЫЕ ПРОДАЖИ СВЕТИЛЬНИКОВ



SYNA

A - A++

LED
INSIDE

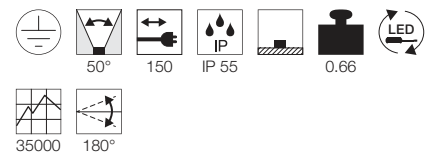
- 240V LED
- Narrow design for wide range of usage areas

Product available in these colours

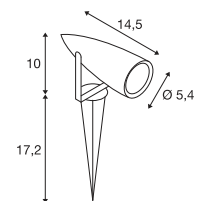


Product details

220-240V ~50/60Hz
Total consumption: 8.6W
Material: Aluminium/glass



Line drawing



Note

IP shock-proof mains plug

Variant	Item no.
470lm 3000K CRI80 ■ silver	227504
470lm 3000K CRI80 ■ anthracite	227505
470lm 3000K CRI80 ■ rust	227507
470lm 3000K CRI80 ■ green	227508

NAUTILUS
QR-C51

C - A+



- Conservative design for your accent lighting

Product available in these colours and variants

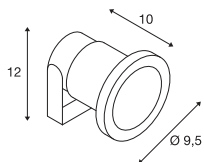


Product details

12V ~50Hz
Material: Aluminium/glass



Line drawing



Note

Open cable end
Suitable plugs and other accessories can be found in our accessories chapter.

Recommended accessories Item no.

transformer	227160
12V 60VA IP44	
3-pin connection box	228730
■ Earth spike	900011

Lamp details

35W max.
optional: LED

Recommended LED lamp

LED GU5.3 3.8W 40°
2700K 245lm EEL=A+
5kWh/1000h
Item no. 551242 |



Variant	Item no.
GU5.3 QR-C51 ■ silver-grey	227500

NAUTILUS
QR-C51

C - A+



- Stainless steel 304
- Conservative design for your accent lighting

Product available in these colours and variants

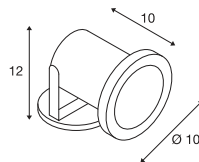


Product details

12V ~50Hz
Material: Stainless steel 304 / Glass



Line drawing



Note

Open cable end
Suitable plugs and other accessories can be found in our accessories chapter.

Recommended accessories Item no.

transformer	227160
12V 60VA IP44	
3-pin connection box	228730

Lamp details

35W max.
optional: LED

Recommended LED lamp

LED GU5.3 3.8W 40°
3000K 245lm EEL=A+
5kWh/1000h
Item no. 551243 |



Variant	Item no.
GU5.3 QR-C51 ■ stainless steel	229090





229741 709

NAUTILUS
QPAR51

E - A++



NEW



- Stainless steel 316
- Conservative design for your accent lighting

Product available in
these colours and variants

1004

**Product details**

230V ~50Hz

Material: Stainless steel 316



150



IP 55



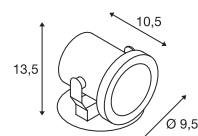
0.6



360°



180°

Line drawing**Note**

Open cable end

Suitable plugs and other accessories can
be found in our accessories chapter.**Recommended accessories Item no.**

3-pin connection box

228730

Lamp details

25W max.

Ø: 5 cm max. L: 6 cm max.

optional: LED

Recommended LED lampLED GU10 4.3W 40°
2700K 245lm EEL=A+
5kWh/1000h

Item no. 551252 |

Valeto GU10 5.3W
2700K 385lm EEL=A+
6kWh/1000h

Item no. 420060 |

**Variant**

Item no.

GU10 | QPAR51

■ stainless steel

229741



NAUTILUS E27

D - A+



- Stainless steel 304
- Conservative design for your accent lighting

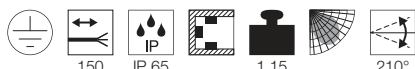
Product available in these colours and variants



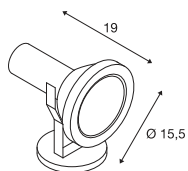
Product details

230V ~50Hz

Material: Stainless steel 304



Line drawing



Note

Open cable end
Suitable plugs and other accessories can be found in our accessories chapter.

Recommended accessories Item no.

3-pin connection box **228730**

Lamp details

80W max.
optional: QPAR30

Recommended LED lamp

LED E27 PAR38 17W 45°
2000K 1430m EEI=A+
17kWh/1000h


Item no. **560473** |



Variant	Item no.
E27 PAR38	
■ stainless steel	229100



229100 710



233560 711



DASAR PROJECTOR

A - A++



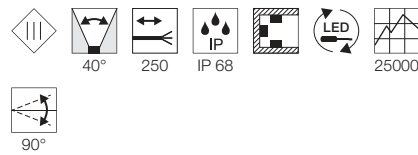
- Premium LED

Product available in these colours

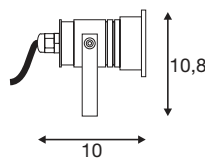


Product details

12V DC / 24V DC
 Material 233570: Stainless steel 316/glass
 Material 233560: Aluminium/glass



Line drawing



Note

Open cable end
 The power supply is in connection box 229269.

Recommended accessories Item no.

LED power supply 24V 12W	470502
LED power supply 12V 12W	470507
Earth spike stainless steel 316	233580
Plastic earth spike	900011
Aluminium mounting plate	233581
Stainless steel 316 on plate	233582
Connection box	229269

Variant	Item no.
360lm 3000K CRI>80 1 kg	
■ stainless steel	233570
360lm 3000K CRI>80 0.55 kg	
□ anodised aluminium	233560

DASAR PROJECTOR

A - A++



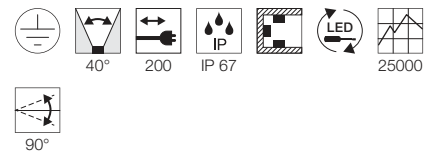
- Premium LED

Product available in these colours

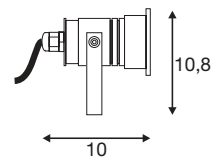


Product details

220-240V ~50/60Hz sec. 400mA
 Total consumption: 5.5W
 Material 233571: Stainless steel 316/glass
 Material 233561: Aluminium/ glass



Line drawing



Note

IP shock-proof mains plug

Recommended accessories Item no.

Earth spike stainless steel 316	233580
Plastic earth spike	900011
Aluminium mounting plate	233581
Stainless steel 316 on plate	233582

Variant	Item no.
300lm 3000K CRI>80 1.15 kg	
■ stainless steel	233571
300lm 3000K CRI>80 0.7 kg	
□ anodised aluminium	233561

MERVALED S

A - A++



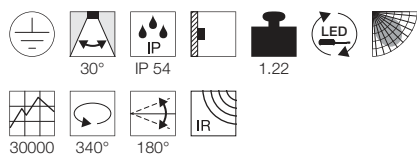
- Premium LED
- Functional open space lighting for entrances etc.
- With sensor

Product available in this colour

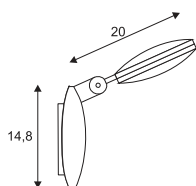


Product details

220-240V ~50/60Hz sec. 300mA
 Total consumption: 14W
 Material: Aluminium/acrylic glass



Line drawing



Note

Detection angle/range: 140°/8 m
 Day/night mode
 The activation sensitivity and the switch-on delay can be adjusted.

MERVALED

A - A++



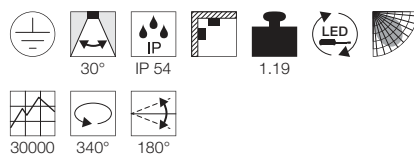
- Premium LED
- Functional open space lighting for entrances etc.

Product available in this colour

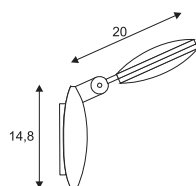


Product details

220-240V ~50/60Hz sec. 300mA
 Total consumption: 14W
 Material: Aluminium/acrylic glass



Line drawing



232405 712

Variant	Item no.
750lm 3000K CRI>80 ■ anthracite	232405

Variant	Item no.
750lm 3000K CRI>80 ■ anthracite	232415



233245 713

HELIA

A - A++



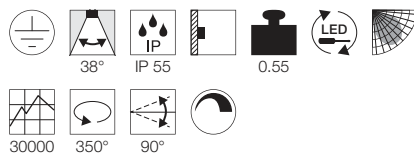
- 240V LED
- Puristic, inconspicuous open space lighting

Product available in these colours and variants

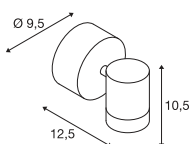


Product details

220-240V ~50/60Hz
 Total consumption: 8W
 Material: Aluminium/glass
 Dimmable: Triac C, Triac L



Line drawing



Variant	Item no.
450lm 3000K CRI80	
■ anthracite	233245
450lm 3000K CRI80	
□ white	233241

HELIA

A - A++



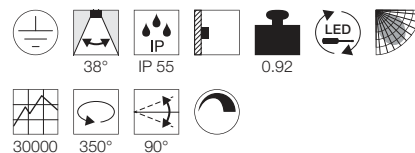
- 240V LED
- Puristic, inconspicuous open space lighting

Product available in these colours and variants

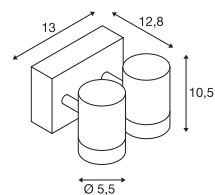


Product details

220-240V ~50/60Hz
 Total consumption: 16W
 Material: Aluminium/glass
 Dimmable: Triac C, Triac L



Line drawing



Variant	Item no.
900lm 3000K CRI80	
■ anthracite	233255
900lm 3000K CRI80	
□ white	233251



SST 316

A - A++



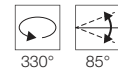
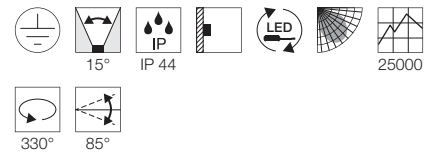
- Stainless steel 316
- Premium LED
- Modern uplight & downlight for your outdoor area

Product available in this colour

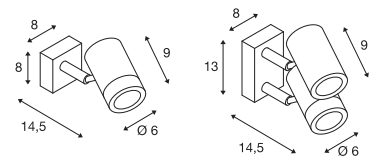


Product details

100-277V ~50/60Hz
Material: Stainless steel 316



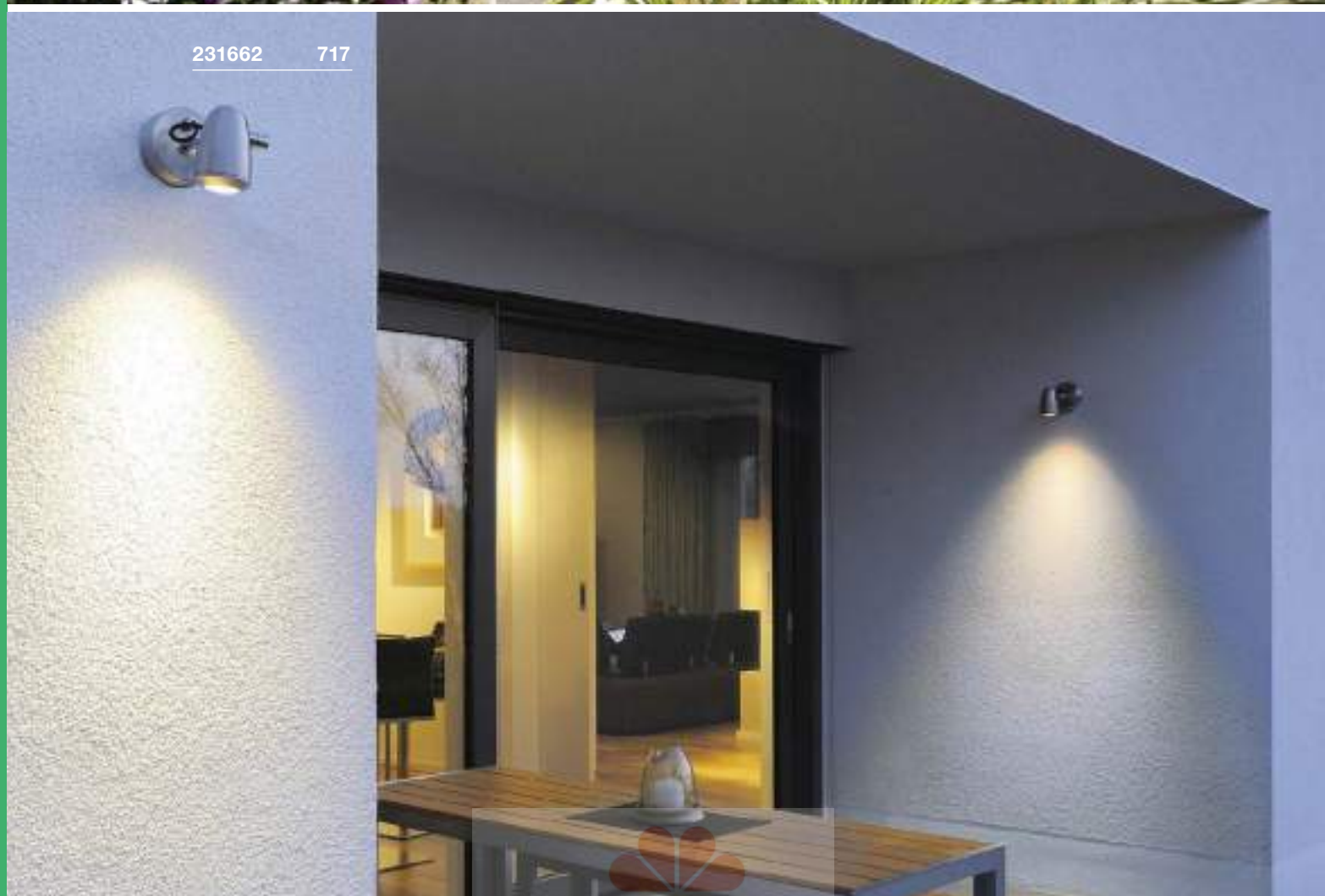
Line drawing



Variant	Item no.
Size 1 250lm 3000K CRI80 1.1 kg ■ stainless steel	233310
Size 2 465lm 3000K CRI80 1.95 kg ■ stainless steel	233311



231045 717



231662 717



NAUTILUS

A - A++



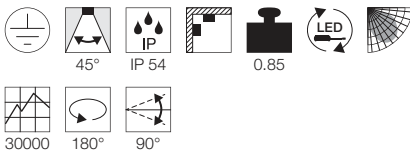
- Premium LED
- Functional cubic open space lighting

Product available in these colours and variants

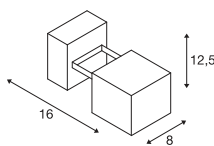


Product details

100-240V ~50/60Hz sec. 700mA
Total consumption: 9W
Material: Aluminium/glass



Line drawing



BIG NAUTILUS

A - A++



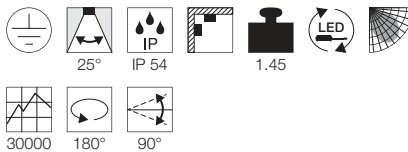
- Premium LED
- Functional cubic open space lighting

Product available in these colours and variants

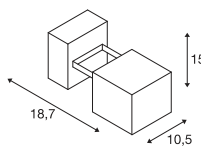


Product details

100-277V ~50/60Hz sec. 350mA
Total consumption: 17W
Material: Aluminium/glass



Line drawing



CV SPOT QPAR51

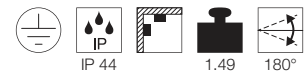
A - A++



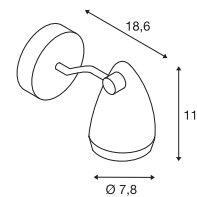
Product available in these colours and variants

Product details

230V ~50Hz
Material: Stainless steel 304



Line drawing



Lamp details

4W max.
Ø: 5.1 cm max. L: 5.7 cm max.

Recommended lamp LED

LED GU10 3.5W 36°
3000K 260lm EEL=A++
4kWh/1000h
Item no. 560084 |



Variant	Item no.
520lm 3000K CRI>80 ■ anthracite	231045

Variant	Item no.
950lm 3000K CRI>80 ■ anthracite	231055

Variant	Item no.
GU10 LED ■ Brushed stainless steel	231662

SITRA 360
TCR-TSE

B - A++



- Puristic, inconspicuous open space lighting

Product available in these colours



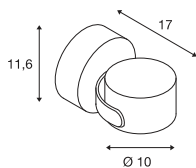
Product details

230V ~50Hz
Material: Aluminium/glass



IP 44 0.79 100° 90°

Line drawing



Lamp details

9W max.
Ø: 7.5 cm max. L: 3.5 cm max.
optional: LED

Recommended LED lamp

LED GX53 3W 120°
3000K 250lm EEL=A++
3kWh/1000h
Item no. 551372 |



Variant	Item no.
GX53 TCR-TSE	
■ Stone-grey	231514
GX53 TCR-TSE	
■ anthracite	231515

MYRALED

A - A++



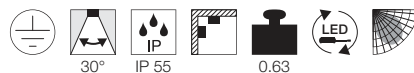
- Premium LED
- Puristic, inconspicuous open space lighting

Product available in these colours



Product details

100-240V ~50/60Hz sec. 500mA
Total consumption: 6.8W
Material: Aluminium/glass

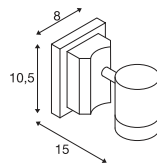


30° IP 55 0.63



30000 340° 45°

Line drawing



Note

Adapter frame available for surface mounting

Recommended accessories Item no.

- Surface-mounting frame 233214
- Surface-mounting frame 233215

Variant	Item no.
350lm 3000K CRI>80	
■ silver-grey	233204
350lm 3000K CRI>80	
■ anthracite	233205



233204

718



MYRA
QPAR51

E - A++



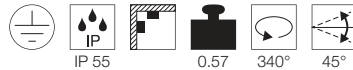
- Puristic, inconspicuous open space lighting

Product available in these colours and variants

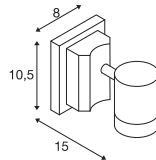


Product details

230V ~50Hz
Material: Aluminium/glass



Line drawing



Note

Adapter frame available for surface mounting

Recommended accessories Item no.

- Surface-mounting frame 233214
- Surface-mounting frame 233215

Lamp details

50W max.
Ø: 5 cm max. L: 5.7 cm max.
optional: LED

Recommended LED lamp

LED GU10 3.5W 36°
3000K 260lm EEL=A++
4kWh/1000h
Item no. 560084 |

Valeto GU10 5.3W
2700K 385lm EEL=A+
6kWh/1000h
Item no. 420060 |



Variant	Item no.
GU10 QPAR51	
■ silver-grey	233104
GU10 QPAR51	
■ anthracite	233105

MYRA
QPAR51

E - A++



- Puristic, inconspicuous ceiling and open space lighting

Product available in these colours and variants

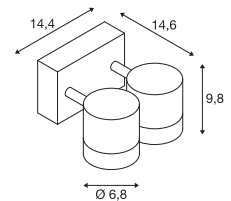


Product details

230V ~50Hz
Material: Aluminium/glass



Line drawing



Note

2x 50W max.
Ø: 5 cm max. L: 5.7 cm max.
optional: LED

Recommended LED lamp

LED GU10 3.5W 36°
3000K 260lm EEL=A++
4kWh/1000h
Item no. 560084 |

Valeto GU10 5.3W
2700K 385lm EEL=A+
6kWh/1000h
Item no. 420060 |



Variant	Item no.
GU10 QPAR51	
■ silver-grey	233094
GU10 QPAR51	
■ anthracite	233095

DISOS

A - A++



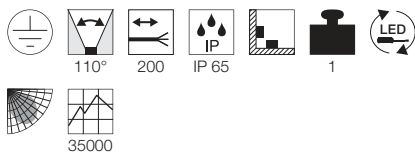
• Puts open spaces & areas in the right light

Product available in this colour

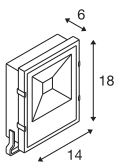


Product details

220-240V ~50/60Hz sec. 390mA
Total consumption: 12W
Material: Aluminium/plastic/glass



Line drawing



Note

Open cable end

Recommended accessories Item no.

3-pin connection box	228730
■ Wall bracket L: 52 cm	234340
■ Wall bracket L: 82 cm	234350

Variant	Item no.
1200lm 4000K CRI>80 ■ black	232350
1000lm 3000K CRI>80 ■ black	1000803

DISOS

A - A++



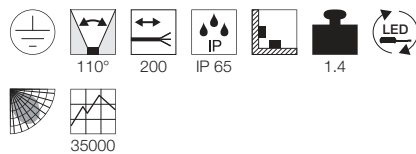
• Puts open spaces & areas in the right light

Product available in this colour

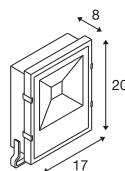


Product details

220-240V ~ 50/60Hz sec. 640mA
Total consumption: 25W
Material: Aluminium/plastic/glass



Line drawing



Note

Open cable end

Recommended accessories Item no.

3-pin connection box	228730
----------------------	--------

Variant	Item no.
2580lm 4000K CRI>80 ■ black	232360
2270lm 3000K CRI>80 ■ black	1000804



232370 721



DISOS

A - A++



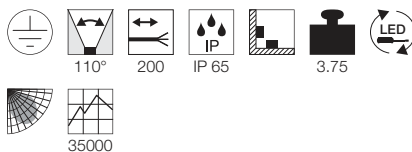
- Puts open spaces & areas in the right light

Product available in this colour

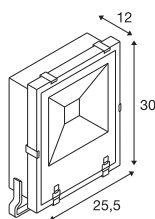


Product details

100 - 240V ~50/60Hz 80V DC
 Total consumption: 73W
 Material: Aluminium/plastic/glass



Line drawing



Note

Open cable end

Recommended accessories Item no.

- 3-pin connection box 228730
- Wall bracket L: 52 cm 234340
- Wall bracket L: 82 cm 234350

Variant	Item no.
8080lm 4000K CRI>80	
■ black	232370
7200lm 3000K CRI>80	
■ black	1000805

DISOS

A - A++



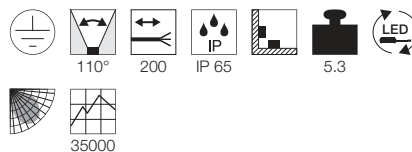
- Puts open spaces & areas in the right light

Product available in this colour

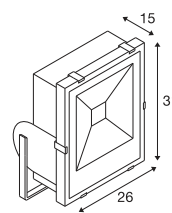


Product details

100 - 240V ~ 50/60Hz 48V DC
 Total consumption: 100W
 Material: Aluminium/glass



Line drawing



Note

Open cable end

Recommended accessories Item no.

- 3-pin connection box 228730

Variant	Item no.
10600lm 4000K CRI>80	
■ black	232380
9600lm 3000K CRI>80	
■ black	1000806



232800 723





SPOODI

A - A++



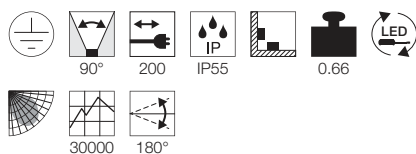
- Flat version for your area and accent lighting

Product available in these colours

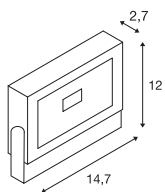


Product details

230V ~50Hz
Total consumption: 10W
Material: Aluminium/glass



Line drawing



Note

IP shock-proof mains plug

Recommended accessories Item no.

■ Earth spike	900011
■ Wall bracket L: 52 cm	234340
■ Wall bracket L: 82 cm	234350

Variant	Item no.
760lm 3000K CRI>80 ■ black	232800
760lm 3000K CRI>80 ■ silver-grey	232804
830lm 4000K CRI>80 ■ black	232810
830lm 4000K CRI>80 ■ silver-grey	232814

SPOODI

A - A++



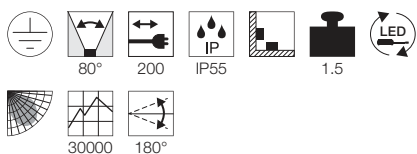
- Flat version for your area and accent lighting

Product available in these colours

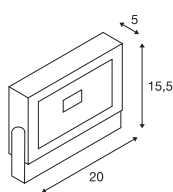


Product details

230V ~50Hz
Total consumption: 30W
Material: Aluminium/glass



Line drawing



Note

IP shock-proof mains plug

Recommended accessories Item no.

■ Earth spike	900011
■ Wall bracket L: 52 cm	234340
■ Wall bracket L: 82 cm	234350

Variant	Item no.
2365lm 3000K CRI80 ■ black	232820
2365lm 3000K CRI80 ■ silver-grey	232824
2680lm 4000K CRI80 ■ black	232830
2680lm 4000K CRI80 ■ silver-grey	232834

SPOODI

A - A++



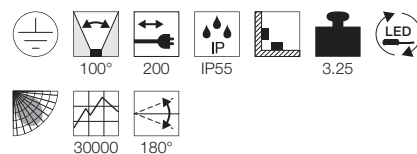
- Flat version for your area and accent lighting

Product available in these colours

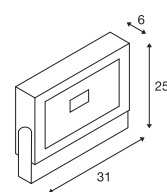


Product details

230V ~50Hz
Total consumption: 60W
Material: Aluminium/glass



Line drawing



Note

IP shock-proof mains plug

Recommended accessories Item no.

■ Wall bracket L: 52 cm	234340
■ Wall bracket L: 82 cm	234350

Variant	Item no.
5100lm 3000K CRI>80 ■ black	232840
5100lm 3000K CRI>80 ■ silver-grey	232844
5500lm 4000K CRI>80 ■ black	232850
5500lm 4000K CRI>80 ■ silver-grey	232854

MILOX

A - A++



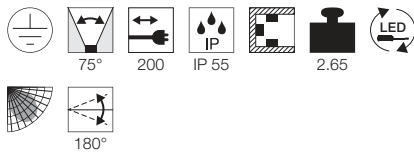
- Premium LED
- For professional use
- Professional outdoor spotlight for illuminating large areas

Product available in this colour

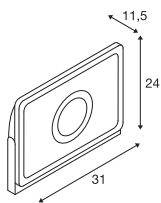


Product details

100-240V ~50/60Hz sec. 1000mA
 Total consumption: 41W
 Material: Aluminium/glass



Line drawing



Note

IP shock-proof mains plug

Recommended accessories Item no.

- Wall bracket L: 52 cm 234345
- Wall bracket L: 82 cm 234355

Variant	Item no.
3600lm 3000K CRI>80 ■ anthracite	234305
3900lm 4000K CRI>80 ■ anthracite	234325

MILOX

A - A++



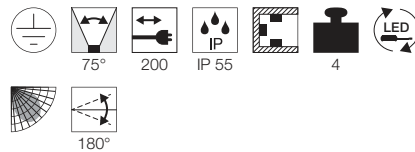
- Premium LED
- For professional use
- Professional outdoor spotlight for illuminating large areas

Product available in this colour

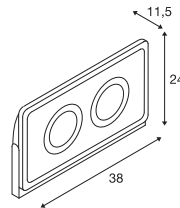


Product details

100-240V ~50/60Hz sec. 1950mA
 Total consumption: 79W
 Material: Aluminium/glass



Line drawing



Note

IP shock-proof mains plug

Recommended accessories Item no.

- Wall bracket L: 52 cm 234345
- Wall bracket L: 82 cm 234355

Variant	Item no.
7340lm 3000K CRI>80 ■ anthracite	234315
7910lm 4000K CRI>80 ■ anthracite	234335

234305 724





234205 + 234225

725

WEGELEUCHTE S

A - A++



- Premium LED
- Inconspicuous area and open space lighting

Product available in this colour

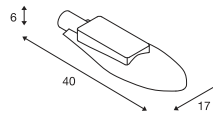


Product details

100-277V ~50/60Hz sec. 500mA
 Total consumption: 20W
 Material: Aluminium/glass



Line drawing



Note

A wall bracket [234225] is needed for installation.
 A wall bracket [234245] is needed for installation in facade corners.

WEGELEUCHTE L

A - A++



- Premium LED
- Inconspicuous area and open space lighting

Product available in this colour

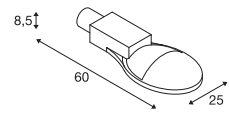


Product details

220-240V ~50/60Hz sec. 1500mA
 Total consumption: 65W
 Material: Aluminium/glass




Line drawing



Note

A wall bracket [234235] is needed for installation.
 A wall bracket [234245] is needed for installation in facade corners.



Recommended accessories Item no.

Wall bracket	234225
Corner wall bracket	234245

Variant	Item no.
2010lm 4000K CRI>80 ■ anthracite	234205

Recommended accessories Item no.

Wall bracket	234235
Corner wall bracket	234255

Variant	Item no.
5900lm 4000K CRI>80 ■ anthracite	234215



231162

727





231162 727



231162 727

FLOOD LIGHT

A - A++



LED INSIDE

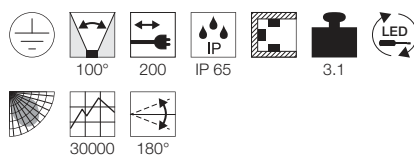
- Inconspicuous accent and open space lighting

Product available in this colour

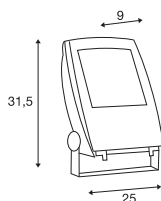


Product details

230V ~50Hz
 Total consumption: 36W
 Material: Aluminium/glass
 Max. ambient temperature 40°C



Line drawing



Note

IP shock-proof mains plug
 We recommend fixing to the ground with two earth spikes [excl.]

Recommended accessories Item no.

■ Earth spike	900011
■ Wall bracket L: 52 cm	234340
■ Wall bracket L: 82 cm	234350

Variant	Item no.
2400lm 5700K CRI>70 ■ matt black	231161
2100lm 3000K CRI>70 ■ matt black	231162

FLOOD LIGHT

A - A++



LED INSIDE

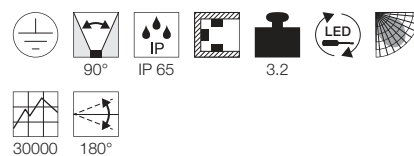
- For professional use
- Inconspicuous accent and open space lighting

Product available in this colour

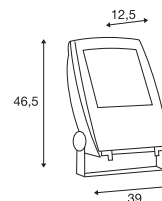


Product details

220-240V ~50Hz
 Total consumption: 83W
 Material: Aluminium/glass
 Max. ambient temperature 40°C



Line drawing



Recommended accessories Item no.

■ Wall bracket L: 52 cm	234340
■ Wall bracket L: 82 cm	234350

Variant	Item no.
6250lm 3000K CRI70 ■ matt black	231173
7950lm 5700K CRI70 ■ matt black	231175

OUTDOOR BEAM

A - A++



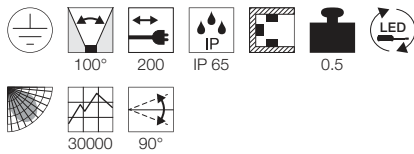
- Puts open spaces & areas in the right light

Product available in this colour

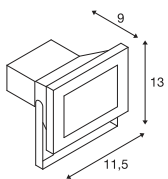


Product details

230V ~50Hz
Total consumption: 13W
Material: Aluminium/glass



Line drawing



Note

IP shock-proof mains plug
We recommend floor mounting
with earth spike.

Recommended accessories Item no.

■ Earth spike	900011
■ Wall bracket L: 52 cm	234344
■ Wall bracket L: 82 cm	234354

Variant	Item no.
750lm 5700K CRI>70 ■ silver-grey	231101
750lm 3000K CRI>70 ■ silver-grey	231102



231102 728



OUTDOOR BEAM

A - A++



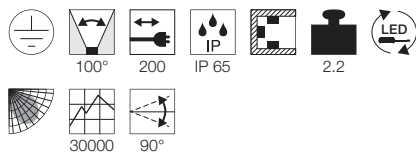
- Puts open spaces & areas in the right light

Product available in this colour

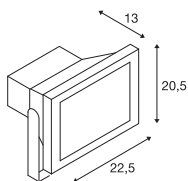


Product details

230V ~50Hz
Total consumption: 35W
Material: Aluminium/glass



Line drawing



Note

IP shock-proof mains plug
We recommend fixing to the ground with two earth spikes [excl.].

Recommended accessories Item no.

■ Earth spike	900011
■ Wall bracket L: 52 cm	234344
■ Wall bracket L: 82 cm	234354

Variant	Item no.
3000lm 5700K CRI>70	
■ silver-grey	231111
2600lm 3000K CRI>70	
■ silver-grey	231112

OUTDOOR BEAM

A - A++



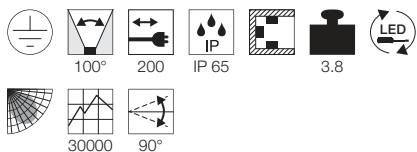
- Puts open spaces & areas in the right light

Product available in this colour

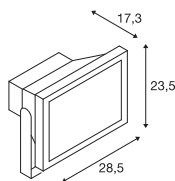


Product details

230V ~50Hz
Total consumption: 56W
Material: Aluminium/glass



Line drawing



Note

IP shock-proof mains plug

Recommended accessories Item no.

■ Wall bracket L: 52 cm	234344
■ Wall bracket L: 82 cm	234354

Variant	Item no.
5100lm 5700K CRI>70	
■ silver-grey	231121
4500lm 3000K CRI>70	
■ silver-grey	231122

FLOODI

A - A++



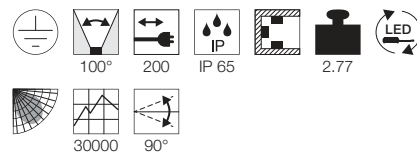
- RGB LED, colour-controllable
- Stand-alone version
- Colour accent & area lighting

Product available in this colour

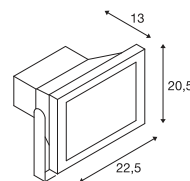


Product details

230V ~50Hz
Total consumption: 39W
Material: Aluminium/glass



Line drawing



Note

IP shock-proof mains plug
We recommend fixing to the ground with two earth spikes [excl.].
The spotlight is not suitable for general lighting.

Recommended accessories Item no.

■ Earth spike	900011
■ Wall bracket L: 52 cm	234344
■ Wall bracket L: 82 cm	234354

Variant	Item no.
RGB	
■ silver-grey	231119

FLAC BEAM®

A - A++



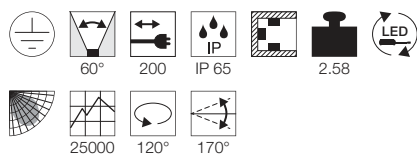
- Robust facade spotlight

Product available in this colour

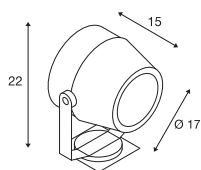


Product details

220-240V ~50/60Hz
Total consumption: 17W
Material: Aluminium



Line drawing



Note

IP shock-proof mains plug

FLAC BEAM®

A - A++



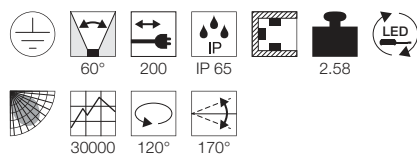
- Robust facade spotlight

Product available in this colour

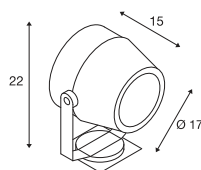


Product details

220-240V ~50/60Hz
Total consumption: 27W
Material: Aluminium



Line drawing



Note

IP shock-proof mains plug



231092 730



Variant	Item no.
1250lm 3000K CRI>80 ■ Stone-grey	231092

Variant	Item no.
1800lm 3000K CRI>80 ■ Stone-grey	231072



229394 731

VANO WING

A - A++



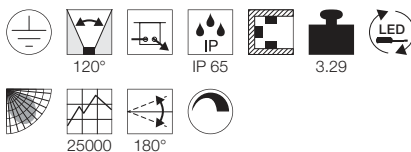
- Asymmetrical light emission
- Wide-area accent & facade lighting

Product available in these colours and variants

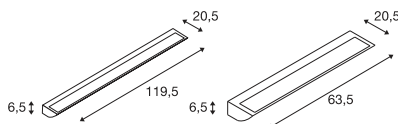


Product details

120 - 277V ~50/60Hz sec. 525mA/1050mA
 Material: Aluminium/glass
 Dimmable: 1-10V



Line drawing



VANO WING G5

A - A+

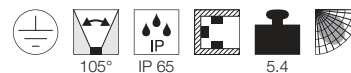


- Asymmetrical reflector
- For professional use
- Wide-area accent & facade lighting

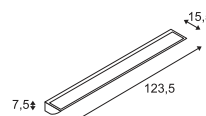
Product available in this colour

Product details

230V ~50Hz
 Total consumption: 54W
 Material: Aluminium/glass



Line drawing



Note

A wall bracket [229395] is needed for installation.

Recommended accessories Item no.

Wall bracket **229395**

Lamp details

54W

Recommended lamp

G5 54W
 3000K 4450lm EEL=A+
 60kWh/1000h
 Item no. 548054 |

Recommended accessories Item no.

1-10V dimmer **470505**
 for connecting to controllers
 with 1-10V control voltage.

Variant	Item no.
1630lm 25W 3000K CRI>80 W: 63.5 cm 3.29 kg ■ silver-grey	227734
3340lm 48W 3000K CRI>80 W: 119.5 cm 6 kg ■ silver-grey	227744

Variant	Item no.
G5 T16 ■ silver-grey	229394

GALEN 80

A - A++



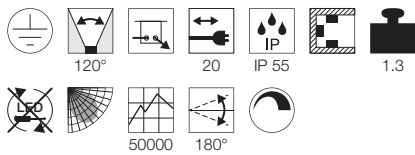
- 240V LED
- IP plug connector
- Wide-area accent & facade lighting

Product available in these colours

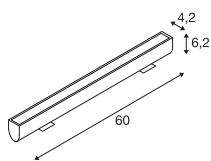


Product details

220-240V ~50/60Hz
 Total consumption: 18W
 Material: Aluminium/frosted glass
 Dimmable: Triac C, Triac L



Line drawing



GALEN 100

A - A++



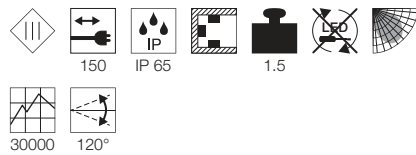
- Premium LED
- Narrow design for wide range of usage areas

Product available in this colour

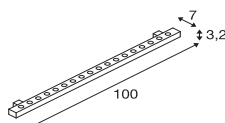


Product details

24V DC
 Total consumption: 30W
 Material: Aluminium/glass



Line drawing



Note

Dimmable in combination with Single Color Master controller (470660)

Recommended accessories Item no.

- LED power supply 24V 36W **470544**
- LED power supply 24V 60W **470506**

Variant Item no.

- 1070lm | 6500K | CRI70
 silver-grey **229481**
- 970lm | 3000K | CRI80
 silver-grey **229482**

LED STRIP



- Rigid profile for simple start-up

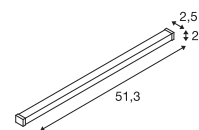
Product available in this colour



Product details

24V DC
 Material: Aluminium

Line drawing



Note

From 50W, a new feed-in must be made.

Recommended accessories Item no.

- LED power supply 24V 12W **470502**
- Connecting cable 1 m **552331**
- Feed-in cable 5m **552330**
- Mounting clips **552332**

Variant Item no.

- 500lm | 6.3W | 4000K | CRI80
 L: 50 cm 0.25 kg
 aluminium **552310**
- 1000lm | 12W | 4000K | CRI80
 L: 100 cm 0.45 kg
 aluminium **552320**



1000681 + 1000682 733 + 653

APONI

A - A++

NEW

LED
INSIDE

• 240V LED

Product available in
these colours and variants

Product details

220-240V ~50/60Hz
 Total consumption: 8W
 Material: Aluminium
 Product dimensions:
 Ø: 7.2 cm H: 37 cm D: 14 cm
 Dimmable: Triac L



IP 55



0.88



30000



Variant	Item no.
440lm 3000K CRI>80 ■ anthracite	1000681

BRINGING LIGHT INTO THE DARK.

PRACTICAL WALL AND CEILING LIGHTS.

They beam out, even under the worst weather conditions: Our wall and ceiling lights are robust, energy-efficient and powerful. However, as well as all of the functionality you can also choose between different designs. Do you prefer modern? traditional? round? Or would you like square?



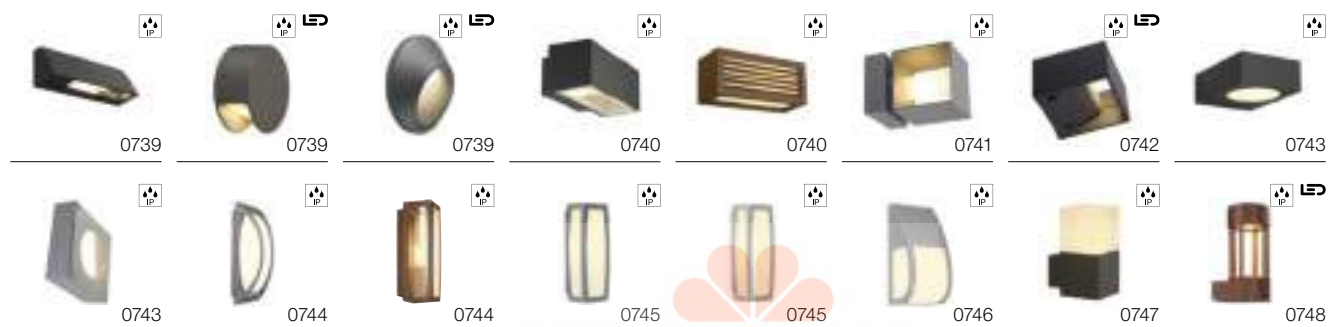


228120 774




1000336 750

WALL AND CEILING LIGHTS







227185 739



230031 739



231012 739

PEMA®
E27

A - A++



- Puristic walkway lighting for safe footing

Product available in these colours

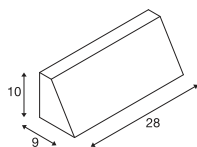


Product details

230V ~50Hz
Material: Aluminium/glass



Line drawing



Note

Protection class IP44 only when mounted with the light emission opening pointing downwards.

Lamp details

15W max.
Ø: 4.5 cm max. L: 21 cm max.
optional: LED

Recommended LED lamp

LED E27 4.7W
3000K 380lm EEL=A+
5kWh/1000h
Item no. 551532 |



Variant	Item no.
E27 TC(...)SE	
■ black	230030
E27 TC(...)SE	
□ white	230031
E27 TC(...)SE	
■ silver	230034

PEMA®
up/down

A - A++



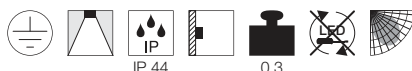
- Premium LED
- Modern downlight for safe footing

Product available in these colours

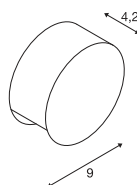


Product details

230V ~50Hz
Total consumption: 4.2W
Material: Aluminium/glass



Line drawing



Note

Protection class IP44 only when mounted with the light emission opening pointing downwards.

Lamp details

15W max.
Ø: 4.5 cm max. L: 21 cm max.
optional: LED

Recommended LED lamp

LED E27 4.7W
3000K 380lm EEL=A+
5kWh/1000h
Item no. 551532 |

Variant	Item no.
120lm 3000K CRI>80	
□ white	231010
120lm 3000K CRI>80	
■ silver-grey	231012
110lm 3000K CRI>80	
■ anthracite	231015

DELO

A - A++



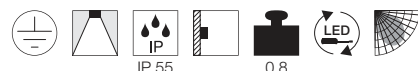
- Premium LED
- Extraordinary design for safe footing

Product available in these colours

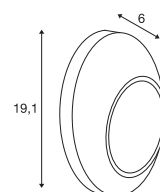


Product details

100-240V ~50/60Hz sec. 500mA
Total consumption: 5.8W
Material: Aluminium/glass



Line drawing



Note

Protection class IP44 only when mounted with the light emission opening pointing downwards.

Lamp details

15W max.
Ø: 4.5 cm max. L: 21 cm max.
optional: LED

Recommended LED lamp

LED E27 4.7W
3000K 380lm EEL=A+
5kWh/1000h
Item no. 551532 |

Variant	Item no.
320lm 3000K CRI>80	
□ white	227181
170lm 3000K CRI>80	
■ anthracite	227185

BOX UP/DOWN
QT-DE12

D - C



- Inconspicuous design for wide range of usage areas

Product available in these colours



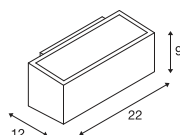
Product details

230V ~50Hz
Material: Aluminium/glass



IP 44 1.26

Line drawing



Lamp details

80W max.
optional: LED

Recommended lamp

R7s 78mm 80W
2900K 1415lm EEL=D
80kWh/1000h
Item no. 519231 |



LED R7s 78mm 5.5W 330°
2700K 530lm EEL=A+
6kWh/1000h
Item no. 560332 |



Variant	Item no.
R7s 78mm QT-DE12 white	232481
R7s 78mm QT-DE12 anthracite	232485
R7s 78mm QT-DE12 rust	232487

BOX-L
E27

A - A++



- Seamlessly blends into your outdoor area

Product available in these colours



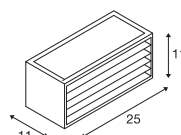
Product details

230V ~50Hz
Material: Aluminium/acrylic glass



IP 44 1.1

Line drawing



Lamp details

18W max.
L: 17.5 cm max.
optional: LED

Recommended LED lamp

LED E27 8.5W
2700K 806lm EEL=A+
10kWh/1000h
Item no. 560161 |



Valetto E27 9.4W
2700K 850lm EEL=A+
10kWh/1000h
Item no. 420050 |



Variant	Item no.
E27 TC(...)SE white	232491
E27 TC(...)SE anthracite	232495
E27 TC(...)SE rust	232497



1000335 741



232497

740

SQUARE TURN G9

D - A+



Product available in these colours



Product details

230V ~50Hz

Material: Aluminium/frosted glass



IP 44

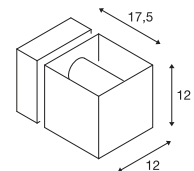


1.3



380°

Line drawing



Lamp details

42W max.

Ø: 3.5 max. L: 8 cm max.

optional: LED

Recommended LED lamp

LED G9 2.5W

2700K 180lm EEL=A+

3kWh/1000h

Item no. 560302 |



232485

740

Variant

G9 | QT14

■ silver-grey

Item no.

1000335

LOGS

A - A++



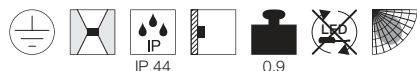
- Indirect light emission
- Premium LED

Product available in these colours and variants



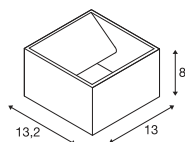


Product details

100-240V ~50/60Hz sec. 500mA
 Total consumption: 8W
 Material: Aluminium



Line drawing



Variant	Item no.
650lm 3000K CRI>80 white	232101
550lm 3000K CRI>80 silver-grey	232104
420lm 3000K CRI>80 anthracite	232105



QUADRASYL
TCR-TSE

B - A++



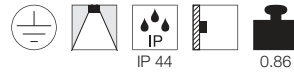
- Inconspicuous design for wide range of usage areas

Product available in these colours and variants

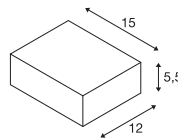


Product details

230V ~50Hz
Material: Aluminium/glass



Line drawing



Lamp details

11W max.
Ø: 7.5 cm max. L: 2.7 cm max.
optional: LED

Recommended LED lamp

LED GX53 3W 120°
3000K 250lm EEL=A++
3kWh/1000h
Item no. 551372 |

Variant	Item no.
GX53 TCR-TSE	
■ silver-grey	232284
GX53 TCR-TSE	
■ anthracite	232285

QUADRASYL
TCR-TSE

B - A++



- Panel: Stainless steel 304
- Inconspicuous design for wide range of usage areas

Product available in these colours and variants

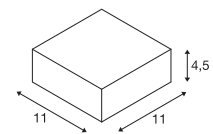


Product details

230V ~50Hz
Material: Aluminium / Stainless steel 304



Line drawing



Note

Attached to rear.

Lamp details

9W max.
Ø: 7.5 cm max. L: 2.7 cm max.
optional: LED

Recommended LED lamp

LED GX53 3W 120°
3000K 250lm EEL=A++
3kWh/1000h
Item no. 551372 |

Variant	Item no.
GX53 TCR-TSE	
■ silver-grey	111482

MERIDIAN
E27

A - A++



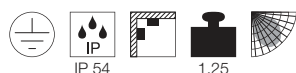
• Modern design, bright lighting effect

Product available in these colours

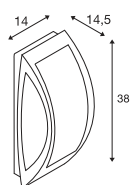


Product details

230V ~50Hz
Material: Aluminium/plastic PC



Line drawing



Lamp details

25W max.
Ø: 7 cm max. L: 17.5 cm max.
optional: LED

Recommended LED lamp

LED E27 8.5W
2700K 806lm EEL=A+
10kWh/1000h
Item no. 560161 |



Valeto E27 9.4W
2700K 850lm EEL=A+
10kWh/1000h
Item no. 420050 |



Variant	Item no.
E27 TC(...)SE ■ silver-grey	230444
E27 TC(...)SE ■ anthracite	230445
E27 TC(...)SE ■ rust	230447

MERIDIAN BOX
E27

A - A++



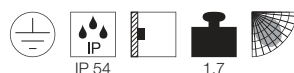
• Modern design, bright lighting effect

Product available in these colours

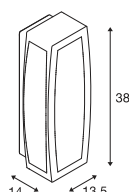


Product details

230V ~50Hz
Material: Aluminium/plastic PC



Line drawing



Lamp details

25W max.
Ø: 7 cm max. L: 17.5 cm max.
optional: LED

Recommended LED lamp


LED E27 12 W 240°
3000K 1060lm EEL=A+
12 kWh/1000h
Item no. 1001032 |



Valeto E27 9.6W
2700K-6500K 900lm EEL=A+
10kWh/1000h
Item no. 420051 |



Variant	Item no.
E27 TC(...)SE ■ anthracite	230655
E27 TC(...)SE ■ rust	230657





MERIDIAN BOX
E27

A - A++



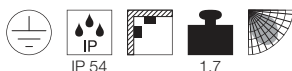
- Modern design, bright lighting effect

Product available in these colours

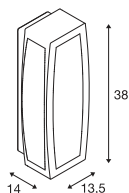


Product details

230V ~50Hz
Material: Aluminium/plastic PC



Line drawing



Lamp details

25W max.
Ø: 7 cm max. L: 17.5 cm max.
optional: LED

Recommended LED lamp

LED E27 8.5W
2700K 806lm EEL=A+
10kWh/1000h
Item no. 560161 |



Valeto E27 9.4W
2700K 850lm EEL=A+
10kWh/1000h
Item no. 420050 |



Variant	Item no.
E27 TC(...)SE	
■ silver-grey	230044
E27 TC(...)SE	
■ anthracite	230045
E27 TC(...)SE	
■ rust	230047

MERIDIAN BOX
E27

A - A++



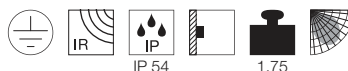
- Motion sensor with MR (micro-wave) technology integrated in the luminaire housing
- Modern design, bright lighting effect

Product available in these colours

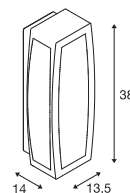


Product details

230V ~50Hz
Material: Aluminium/plastic PC



Line drawing



Note

Motion sensor: Detection angle: 180° detection distance: 1-5 m The switch-on ambient brightness and switch-on delay can be adjusted.

Lamp details

25W max.
Ø: 7 cm max. L: 17.5 cm max.
optional: LED

Recommended LED lamp

LED E27 8.5W
2700K 806lm EEL=A+
10kWh/1000h
Item no. 560161 |



Variant	Item no.
E27 TC(...)SE	
■ silver-grey	230084
E27 TC(...)SE	
■ anthracite	230085
E27 TC(...)SE	
■ rust	230087

KERAS ELT
E27

A - A++



- Unusual design

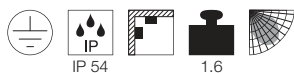
Product available in these colours



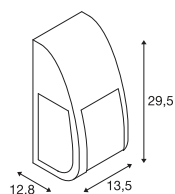
Product details

230V ~50Hz

Material: Aluminium/plastic PC



Line drawing



Lamp details

25W max.

Ø: 7 cm max. L: 17.5 cm max.

optional: LED

Recommended LED lamp

LED E27 8.5W
2700K 806lm EEL=A+
10kWh/1000h
Item no. 560161 |



Valeto E27 9.6W
2700K-6500K 900lm EEL=A+
10kWh/1000h
Item no. 420051 |



Variant	Item no.
E27 A60	
■ silver-grey	227174
E27 A60	
■ anthracite	227176

227174 746





GRAFIT E27

A - A++



- Frosted lamp shade with smoked-glass look
- Modern luminaire cube, glare-free light

Product available in
these colours and variants



Product details

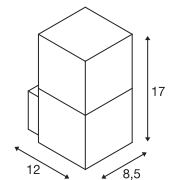
230V ~50Hz
Material: Aluminium/plastic



IP 44

0.52

Line drawing



Lamp details

11W max.
Ø: 6 cm max. L: 11.5 cm max.
optional: LED

Recommended LED lamp

LED E27 5.5W
2700K 470lm EEL=A+
6kWh/1000h
Item no. 560160 |



Valeto E27 9.4W
2700K 850lm EEL=A+
10kWh/1000h
Item no. 420050 |



Variant	Item no.
E27 A60 ■ anthracite	231205

SLOTS

A - A++



LED
INSIDE

- Indirect lighting
- Premium LED
- Seamlessly blends into your outdoor area

Product available in these colours and variants

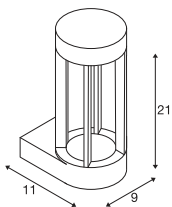


Product details

220-240V ~50/60Hz
 Total consumption: 6.3W
 Material: Aluminium/glass



Line drawing



Variant	Item no.
140lm 3000K CRI>80 ■ anthracite	231805
140lm 3000K CRI>80 ■ rust	231807



231465 749

F-POL
E27

A - A++



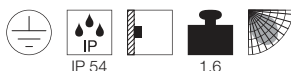
- High-gloss reflector
- Puristic wall lighting for safe footing

Product available in these colours and variants

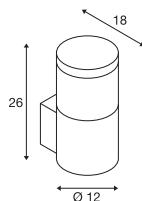


Product details

230V ~50Hz
Material: Aluminium/plastic PC



Line drawing



Lamp details

20W max.
Ø: 5 cm max. L: 14 cm max.
optional: LED

Recommended lamp

E27 15W
3000K 1521lm EEI=A+
15kWh/1000h
Item no. 1001033 |



Variant	Item no.
E27 TC(...)SE	
■ anthracite	231585

C-POL
E27

A - A++



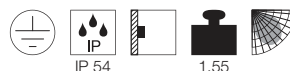
- High-gloss reflector
- Puristic wall lighting for safe footing

Product available in these colours and variants

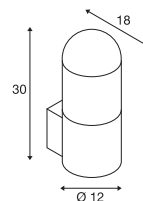


Product details

230V ~50Hz
Material: Aluminium/plastic PC



Line drawing



Lamp details

24W max.
Ø: 5.2 cm max. L: 17.3 cm max.
optional: LED

Recommended lamp

E27 15W
3000K 1521lm EEI=A+
15kWh/1000h
Item no. 1001033 |



Variant	Item no.
E27 TC(...)SE	
■ anthracite	231465

SQUARE WL
E27

A - A++



- Modern luminaire cube, glare-free light

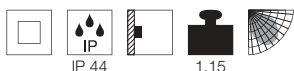
Product available in these colours and variants



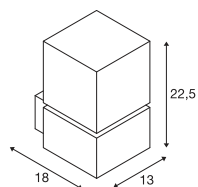
Product details

230V ~50Hz

Material: Stainless steel 304/acrylic glass



Line drawing



Lamp details

20W max.

Ø: 7 max. L: 13 cm max.

optional: LED

Recommended LED lamp

LED E27 5.5W
2700K 470lm EEL=A+
6kWh/1000h

Item no. 560160 |



Variant	Item no.
E27 TC(...)SE	
■ stainless steel	1000336



1000336 750



IPERI

A - A++



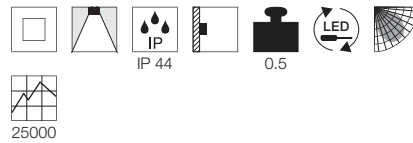
- Straight design for modern outdoor areas

Product available in these colours and variants

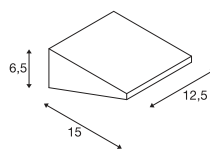


Product details

230V ~50Hz
Total consumption: 5W
Material: Aluminium/plastic



Line drawing



Note

Protection class IP44 only when mounted with the light emission opening pointing downwards.

AGOLUX

A - A++



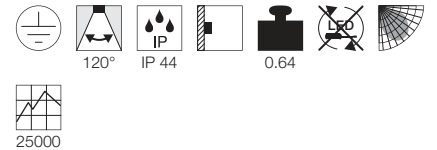
- Straight design for modern outdoor areas

Product available in these colours

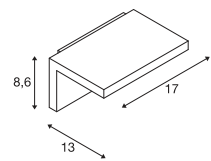


Product details

220-240V ~50/60Hz sec. 80mA
Total consumption: 7.6W
Material: Aluminium/plastic



Line drawing



Note

Protection class IP44 only when mounted with the light emission opening pointing downwards.

Variant	Item no.
320lm 4000K CRI>70	
□ white	231311
320lm 4000K CRI>70	
■ anthracite	231315

Variant	Item no.
500lm 3000K CRI>80	
□ white	231351
500lm 3000K CRI>80	
■ anthracite	231355

TRAPECCO

A - A++



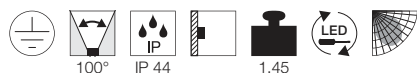
• Extraordinary design for modern outdoor areas

Product available in these colours and variants

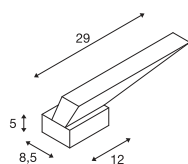


Product details

230V ~50Hz
Total consumption: 10W
Material: Aluminium



Line drawing



TRAPECCO

A - A++



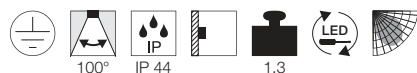
• Extraordinary design for modern outdoor areas

Product available in these colours and variants


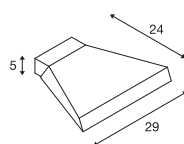


Product details

230V ~50Hz
Total consumption: 10W
Material: Aluminium



Line drawing



231755 752

Variant	Item no.
850lm 3000K CRI>80 ■ anthracite	231755

Variant	Item no.
850lm 3000K CRI>80 ■ anthracite	231745



227050 753

NOVA

A - A++

LED
INSIDE

- Premium LED
- Puristic walkway lighting for safe footing

Product available in these colours



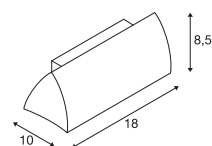
Product details

100-240V ~50/60Hz sec. 500mA
Total consumption: 7.9W
Material: Aluminium/glass



20000

Line drawing



Note

Protection class IP44 only when mounted with the light emission opening pointing downwards.

Variant	Item no.
360lm 3000K CRI>80	
■ black	227050
360lm 3000K CRI>80	
□ white	227051
360lm 3000K CRI>80	
■ silver	227054

**WALLYX
QPAR51**

E - A++



- Puristic design, seamlessly blends into your outdoor area

Product available in these colours



Product details

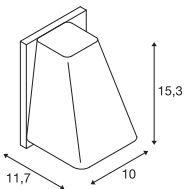
230V ~50Hz
Material: Aluminium/glass



IP 44

0.67

Line drawing



Lamp details

50W max.
L: 7.6 cm max.
optional: LED

Recommended LED lamp

LED GU10 4.3W 40°
2700K 245lm EEL=A+
5kWh/1000h
Item no. 551252 |



Valeto GU10 5.3W
2700K 385lm EEL=A+
6kWh/1000h
Item no. 420060 |



Variant	Item no.
GU10 QPAR51	
□ white	227191
GU10 QPAR51	
■ silver-grey	227194
GU10 QPAR51	
■ anthracite	227195
GU10 QPAR51	
■ antique bronze	227198

227191 754





1000587 755

OUT-BEAM UP/DOWN QT-DE12

D - C



NEW

- Architectural/accent lighting
- Modern Up/Down light for extraordinary lighting

Product available in
these colours and variants



1005



Product details

230V ~50/60Hz

Material: Aluminium/glass



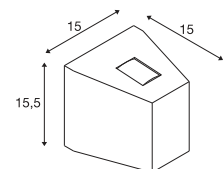
IP 44



2.2



Line drawing



Lamp details

80W max.

optional: LED

Recommended lamp

R7s 78mm 80W

2900K 1415lm EEL=D

80kWh/1000h

Item no. 519231 |



Variant	Item no.
R7s 78mm QT-DE12 ■ silver-grey	1000587
R7s 78mm QT-DE12 ■ anthracite	1000588

229697 757



OUT-BEAM UP/DOWN

A - A++



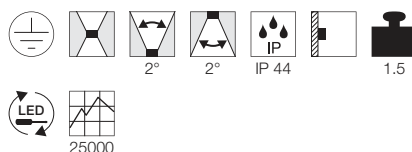
- Premium LED

Product available in these colours and variants

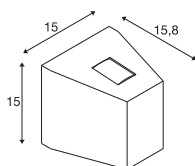


Product details

120-277V~50/60Hz sec. 500mA
Total consumption: 15W
Material: Aluminium/glass



Line drawing



OUT-BEAM UP

A - A++



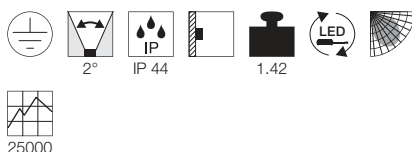
- Architectural/accent lighting
- Premium LED

Product available in these colours and variants

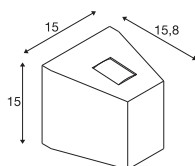


Product details

120-277V~50/60Hz sec. 500mA
Total consumption: 8.3W
Material: Aluminium/glass



Line drawing



OUT-BEAM UP/FLOOD DOWN

A - A++



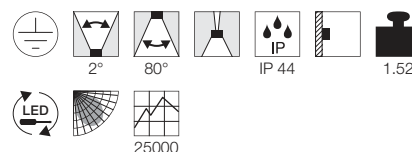
- Architectural/accent lighting
- Premium LED

Product available in these colours and variants

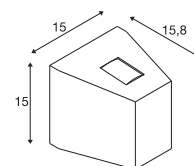


Product details

120-277V~50/60Hz sec. 500mA
Total consumption: 18W
Material: Aluminium/glass



Line drawing



Variant	Item no.
Up: 50lm 3000K CRI>80 Down: 50lm 3000K CRI>80 ■ silver-grey	229694
Up: 50lm 3000K CRI>80 Down: 50lm 3000K CRI>80 ■ anthracite	229695
Up: 50lm 3000K CRI>80 Down: 50lm 3000K CRI>80 ■ rust	229697

Variant	Item no.
Up: 50lm 3000K CRI>80 ■ silver-grey	229684
Up: 50lm 3000K CRI>80 ■ anthracite	229685
Up: 50lm 3000K CRI>80 ■ rust	229687

Variant	Item no.
Flood: 690lm 3000K CRI>80 Beam: 50lm 3000K CRI>80 ■ silver	229664
Flood: 690lm 3000K CRI>80 Beam: 50lm 3000K CRI>80 ■ anthracite	229665
Flood: 690lm 3000K CRI>80 Beam: 50lm 3000K CRI>80 ■ rust	229667

QUAD

A - A++



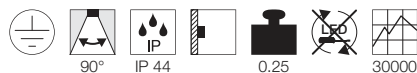
- Premium LED
- Puristic design, seamlessly blends into your outdoor area

Product available in these colours

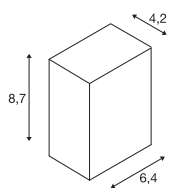


Product details

200-240V ~50/60Hz sec. 700mA
 Total consumption: 4.6W
 Material: Aluminium/glass



Line drawing



QUAD

A - A++



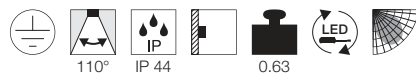
- Premium LED
- Puristic design, seamlessly blends into your outdoor area

Product available in these colours

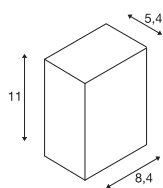


Product details

100-277V ~50/60Hz sec. 350mA
 Total consumption: 4.5W
 Material: Aluminium/glass



Line drawing



232435 758



Variant	Item no.
100lm 3000K CRI>80 white	232461
80lm 3000K CRI>80 anthracite	232465

Variant	Item no.
290lm 3000K CRI>80 white	232431
260lm 3000K CRI>80 anthracite	232435



232445 759



232471 759

QUAD UP/DOWN

A - A++



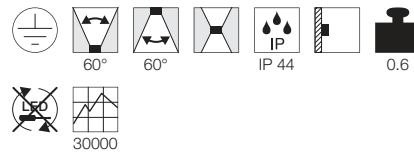
- Premium LED
- Puristic design, seamlessly blends into your outdoor area

Product available in these colours

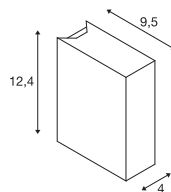


Product details

200-240V ~50/60Hz sec. 700mA
 Total consumption: 6.8W
 Material: Aluminium/glass



Line drawing



QUAD UP/DOWN

A - A++



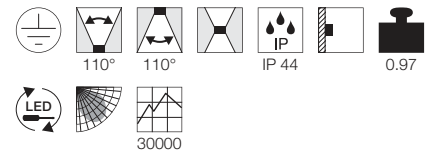
- Premium LED
- Puristic design, seamlessly blends into your outdoor area

Product available in these colours

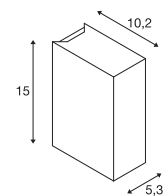


Product details

100-277V ~50/60Hz sec. 350mA
 Total consumption: 8.6W
 Material: Aluminium/glass



Line drawing



Variant	Item no.
175lm 3000K CRI>80	
□ white	232471
140lm 3000K CRI>80	
■ anthracite	232475

Variant	Item no.
580lm 3000K CRI>80	
□ white	232441
520lm 3000K CRI>80	
■ anthracite	232445

BIG QUAD

A - A++



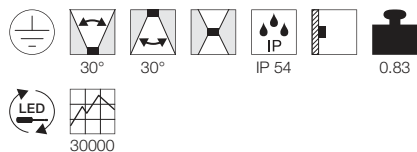
- Premium LED
- Puristic design, seamlessly blends into your outdoor area

Product available in these colours

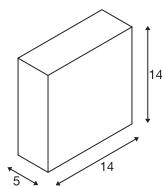


Product details

200-240V ~50/60Hz sec. 350mA
 Total consumption: 8.8W
 Material: Aluminium/glass



Line drawing



DELWA

A - A++



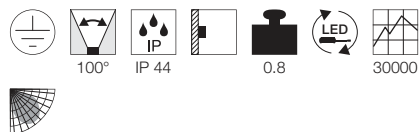
- Puristic design, seamlessly blends into your outdoor area

Product available in these colours and variants

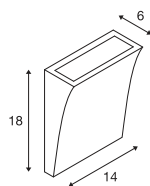


Product details

100-240V ~50/60Hz sec. 700mA
 Total consumption: 10W
 Material: Aluminium/glass



Line drawing



Variant	Item no.
480lm 3000K CRI>80	
white	232451
480lm 3000K CRI>80	
anthracite	232455

Variant	Item no.
910lm 3000K CRI>80	
white	1000340
910lm 3000K CRI>80	
silver-grey	1000341
910lm 3000K CRI>80	
anthracite	1000342



SITRA CUBE
TCR-TSE

B - A++



- Modern Up/Down light with minimalist design

Product available in these colours and variants



1008



Product details

230V ~50Hz
Material: Aluminium/glass

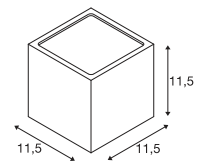


IP 44



1.14

Line drawing



Lamp details

2x 9W max.
Ø: 7.5 cm max. L: 2.7 cm max.
optional: LED


Recommended LED lamp

LED GX53 3W 120°
3000K 250lm EEL=A++
3kWh/1000h

Item no. 551372 |



Variant	Item no.
GX53 TCR-TSE white	232531
GX53 TCR-TSE anthracite	232535
GX53 TCR-TSE rust	232537



THEO
QPAR51

E - A++




- Modern Up/Down light with narrow design

Product available in these colours and variants

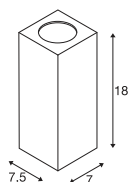


Product details

230V ~50Hz
Material: Aluminium/glass



Line drawing



Lamp details

35W max.
optional: LED

Recommended LED lamp

LED GU10 4.3W 40°
2700K 245lm EEL=A+
5kWh/1000h
Item no. 551252 |



Valeto GU10 5.3W
2700K 385lm EEL=A+
6kWh/1000h
Item no. 420060 |



Variant	Item no.
GU10 QPAR51	
white	229521
GU10 QPAR51	
silver-grey	229524
GU10 QPAR51	
anthracite	229525





229532 763

THEO UP/DOWN
QPAR51

E - A++



- Puristic design, seamlessly blends into your outdoor area

Product available in these colours and variants



1010



Product details

230V ~50Hz

Material: Aluminium/glass

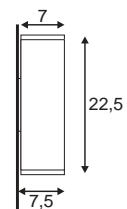


IP 44



0.79

Line drawing



Lamp details

2x 35W max.
optional: LED

Recommended LED lamp

LED GU10 4.3W 40°
2700K 245lm EEL=A+
5kWh/1000h

Item no. 551252 |



Variant	Item no.
GU10 QPAR51	
□ white	229531
GU10 QPAR51	
■ silver-grey	229532
GU10 QPAR51	
■ anthracite	229535
GU10 QPAR51	
■ brushed aluminium	1000331





234515 765



LUSTROGRAD
ОПТОВЫЕ ПРОДАЖИ СВЕТИЛЬНИКОВ

BIG THEO

A - A++



NEW
LED
INSIDE

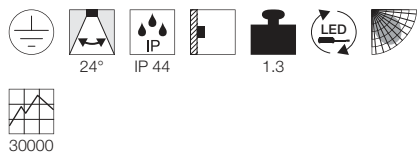
- Premium LED
- Puristic design, seamlessly blends into your outdoor area

Product available in these colours and variants

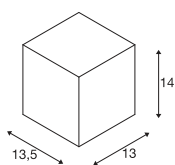


Product details

100-277V ~50/60Hz sec. 500mA
Total consumption: 21W
Material: Aluminium/glass



Line drawing



BIG THEO FLOOD UP/DOWN


A - A++



NEW
LED
INSIDE

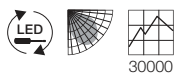
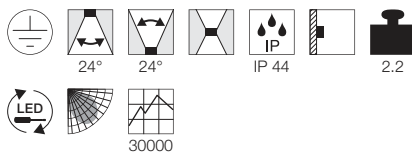
- Premium LED
- Puristic design, seamlessly blends into your outdoor area

Product available in these colours and variants

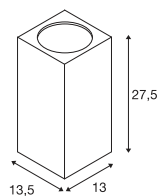


Product details

100-240V ~50/60Hz sec. 1000mA
Total consumption: 42W
Material: Aluminium/glass



Line drawing



BIG THEO FLOOD DOWN/BEAM UP

A - A++



NEW
LED
INSIDE

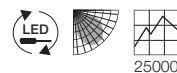
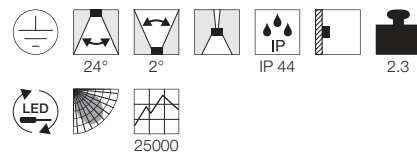
- Premium LED
- Puristic design, seamlessly blends into your outdoor area

Product available in these colours and variants

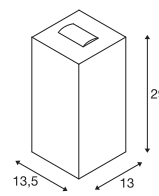


Product details

120-240V ~50/60Hz sec. 500mA
Total consumption: 29W
Material: Aluminium/glass



Line drawing



Variant	Item no.
2000lm 3000K CRI>80 white	234521
2000lm 3000K CRI>80 silver-grey	234524
2000lm 3000K CRI>80 anthracite	234525

Variant	Item no.
Up: 2000lm 3000K CRI>80 Down: 2000lm 3000K CRI>80 white	234501
Up: 2000lm 3000K CRI>80 Down: 2000lm 3000K CRI>80 silver-grey	234504
Up: 2000lm 3000K CRI>80 Down: 2000lm 3000K CRI>80 anthracite	234505

Variant	Item no.
Flood: 2000lm 3000K CRI>80 Beam: 130lm 3000K CRI>80 white	234511
Flood: 2000lm 3000K CRI>80 Beam: 130lm 3000K CRI>80 silver-grey	234514
Flood: 2000lm 3000K CRI>80 Beam: 130lm 3000K CRI>80 anthracite	234515

229564 767





229574 767

BIG THEO
QPAR111

E - A++



- Puristic design, seamlessly blends into your outdoor area

Product available in these colours and variants



Product details

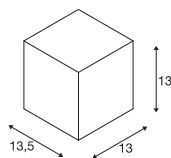
230V ~50Hz
Material: Aluminium/glass



IP 44

1

Line drawing



Lamp details

75W max.
optional: LED

Recommended LED lamp

LED GU10 15.5W 140°
2700K 590lm EEL=A
6kWh/1000h
Item no. 570702 |



Valeto GU10 9.5W 40° white
2700K-6000K 830lm EEL=A+
10kWh/1000h
Item no. 1000754 |



Variant	Item no.
GU10 QPAR111	
□ white	229561
GU10 QPAR111	
■ silver-grey	229564
GU10 QPAR111	
■ anthracite	229565

BIG THEO UP/DOWN
QPAR111

E - A++




- Puristic design, seamlessly blends into your outdoor area

Product available in these colours and variants



Product details

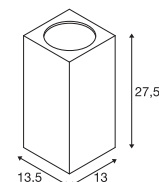
230V ~50Hz
Material: Aluminium/glass



IP 44

1.65

Line drawing



Lamp details

2x 75W max.
optional: LED

Recommended LED lamp

LED GU10 15.5W 140°
2700K 590lm EEL=A
6kWh/1000h
Item no. 570702 |



Valeto GU10 9.5W 40° white
2700K-6000K 830lm EEL=A+
10kWh/1000h
Item no. 1000754 |



Variant	Item no.
GU10 QPAR111	
□ white	229571
GU10 QPAR111	
■ silver-grey	229574
GU10 QPAR111	
■ anthracite	229575

POLE PARC UP/DOWN

A - A++



POLE PARC

A - A++

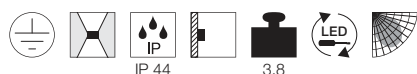


Product available in these colours and variants



Product details

100-240V ~50/60Hz sec. 700mA
 Total consumption: 56W
 Material: Aluminium/glass
 Product dimensions: Ø: 14 cm H: 28 cm

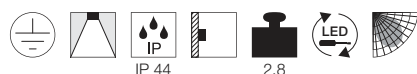


Product available in these colours and variants



Product details

100-240V ~50/60Hz sec. 700mA
 Total consumption: 28W
 Material: Aluminium/glass
 Product dimensions: Ø: 14cm H: 18.5cm



Variant	Item no.
Up: 2900lm 3000K CRI>80	
Down: 2900lm 3000K CRI>80	
■ anthracite	1000446

Variant	Item no.
2900lm 3000K CRI>80	
■ anthracite	1000448



227885 769

ROX PRO UP/DOWN
HIT-TC

A - A+



- Quick installation system
- For professional use
- Lamp with luminous flux up to 4000lm
- Puristic-sleek design for wide range of outdoor uses

Product available in these colours



Product details

230V ~50Hz

Material: Aluminium/glass

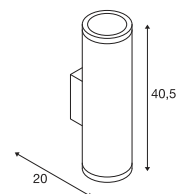


30°

IP 44

5.2

Line drawing



Lamp details

2x 35W

Variant	Item no.
G8.5 HIT-TC □ white	227881
G8.5 HIT-TC ■ anthracite	227885

SITRA UP/DOWN
TCR-TSE

B - A++



- Puristic design for wide range of outdoor uses

Product available in these colours and variants

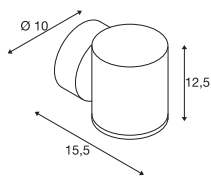


Product details

230V ~50Hz
Material: Aluminium/glass



Line drawing



Lamp details

2x 9W max.
Ø: 7.5 cm max. L: 3.5 cm max.
optional: LED

Recommended LED lamp

LED GX53 3W 120°
3000K 250lm EEL=A++
3kWh/1000h
Item no. 551372 |



Variant	Item no.
GX53 TCR-TSE	
■ Stone-grey	230364
GX53 TCR-TSE	
■ anthracite	230365

MYRA UP/DOWN
QPAR51

E - A++




- Puristic-sleek design for wide range of outdoor uses

Product available in these colours and variants

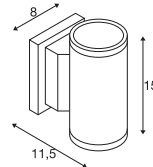


Product details

230V ~50Hz
Material: Aluminium/glass



Line drawing



Recommended accessories Item no.

- Surface-mounting frame 233214
- Surface-mounting frame 233215

Lamp details

2x 35W max.
Ø: 5 cm max. L: 5.7 cm max.
optional: LED

Recommended LED lamp


LED GU10 3.5W 36°
3000K 260lm EEL=A++
4kWh/1000h
Item no. 560084 |



Valeto GU10 5.3W
2700K 385lm EEL=A+
6kWh/1000h
Item no. 420060 |



Variant	Item no.
GU10 QPAR51	
■ silver-grey	233114
GU10 QPAR51	
■ anthracite	233115



230364 770





228525 771

HELIA UP/DOWN

A - A++



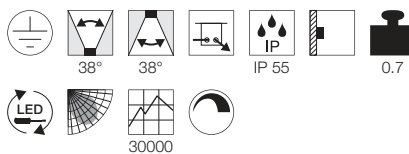
- 240V LED
- Puristic-sleek design for wide range of outdoor uses

Product available in these colours and variants

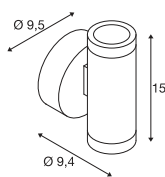


Product details

220-240V ~50/60Hz
 Total consumption: 12W
 Material: Aluminium/glass
 Dimmable: Triac C, Triac L



Line drawing



ENOLA_C UP/DOWN

A - A++



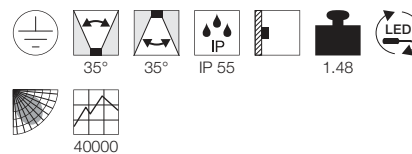
- Premium LED
- Puristic-sleek design for wide range of outdoor uses

Product available in these colours and variants

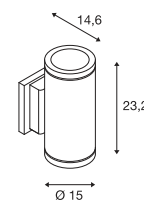


Product details

220-240V ~50/60Hz sec. 500mA
 Total consumption: 22.3W
 Material: Aluminium/glass



Line drawing



Recommended accessories Item no.

- Surface-mounting frame 233211
- Surface-mounting frame 233215

Variant	Item no.
700lm 3000K CRI>80	
□ white	233231
700lm 3000K CRI>80	
■ beige	233233
700lm 3000K CRI>80	
■ anthracite	233235

Variant	Item no.
1700lm 3000K CRI>80	
□ white	228521
1700lm 3000K CRI>80	
■ anthracite	228525

ASTINA
QPAR51

B - A++




- Puristic-sleek design for wide range of outdoor uses

Product available in these colours



Product details

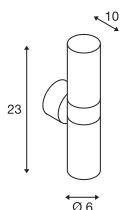
230V ~50Hz
Material: Aluminium/glass



IP 44

0.8

Line drawing



Lamp details

2x 11W max.
L: 9 cm max.
optional: LED

Recommended LED lamp

LED GU10 4.3W 40°
2700K 245lm EEL=A+
5kWh/1000h
Item no. 551252 |



Valeto GU10 5.3W
2700K 385lm EEL=A+
6kWh/1000h
Item no. 420060 |



Variant	Item no.
GU10 QPAR51 □ white	228771
GU10 QPAR51 ■ silver-grey	228774
GU10 QPAR51 ■ anthracite	228775
GU10 QPAR51 ■ brushed aluminium	228776
GU10 QPAR51 ■ rust	228777

ASTINA STEEL
QPAR51

E - A++




- Stainless steel 304
- Puristic-sleek design for wide range of outdoor uses

Product available in this colour



Product details

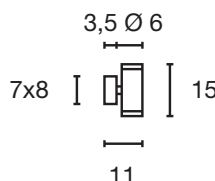
230V ~50Hz
Material: Stainless steel 304



IP 44

1.02

Line drawing



Lamp details

2x 35W max.
Ø: 5.1 cm max. L: 5.7 cm max.
optional: LED

Recommended LED lamp


LED GU10 4.3W 40°
2700K 245lm EEL=A+
5kWh/1000h
Item no. 551252 |



Valeto GU10 5.3W
2700K-6500K 385lm EEL=A+
6kWh/1000h
Item no. 420061 |



Variant	Item no.
GU10 QPAR51 ■ stainless steel	233302



228775

772





ASTINA STEEL

A - A++



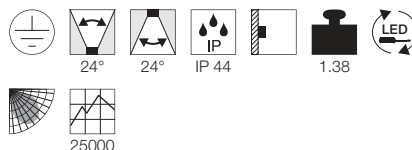
- Stainless steel 316
- Premium LED
- Puristic-sleek design for wide range of outdoor uses

Product available in this colour

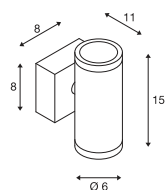


Product details

100-277V ~50/60Hz sec. 350mA
 Total consumption: 8.7W
 Material: Stainless steel 316



Line drawing



PHOTONIA E27

E - A++



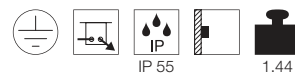
- Modern lantern for extraordinary outdoor lighting

Product available in these colours and variants

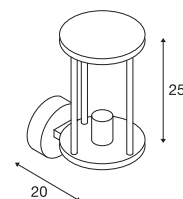


Product details

220-240V ~50/60Hz
 Material: Aluminium/glass



Line drawing



Lamp details

60W max.
 optional: LED

Recommended LED lamp

LED E27 4.8W 330°
 2700K 470lm EEL=A++
 5kWh/1000h
 Item no. 560752 |



Valeto E27 9.4W
 2700K 850lm EEL=A+
 10kWh/1000h
 Item no. 420050 |



Variant	Item no.
510lm 3000K CRI>80 ■ stainless steel	233312

Variant	Item no.
E27 A60 ■ anthracite	232045

TRUST

A - A++



LED
INSIDE

- Stainless steel 316
- 240V LED
- Extraordinary design for modern outdoor areas

Product available in these colours and variants



Product details

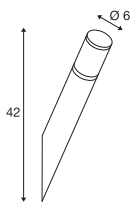
220-240V ~50/60Hz

Total consumption: 8.6W

Material: Stainless steel 316



Line drawing



Recommended accessories Item no.

3-pin connection box	228730
Grid	228130
Grid	1000449

Variant	Item no.
400lm 3000K CRI>80	
■ stainless steel	228120



228120 774





231622 775

BIG NAILS PLUS E27

A - A+



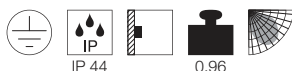
- Stainless steel 304
- Extraordinary design for modern outdoor areas

Product available in these colours and variants

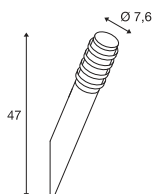


Product details

230V ~50Hz
Material: Stainless steel 304/acrylic glass



Line drawing



Recommended accessories Item no.

3-pin connection box **228730**

Lamp details

23W max.
Ø: 4.8 cm max. L: 14.8 cm max.
optional: LED

Recommended LED lamp

LED E27 4.7W
3000K 380lm EEL=A+
5kWh/1000h
Item no. 551532 |



Variant	Item no.
E27 TC(...) ■ stainless steel	231622

BIG NAILS E27

A - A++



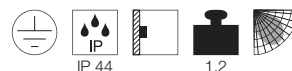
- Stainless steel 304
- Sleek design, glare-free outdoor lighting

Product available in these colours and variants

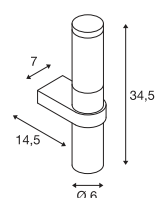


Product details

230V ~50Hz
Material: Stainless steel 304/plastic PC



Line drawing



Lamp details

15W max.
Ø: 4.5 cm max. L: 17 cm max.
optional: LED

Recommended LED lamp

LED E27 4.7W
3000K 380lm EEL=A+
5kWh/1000h
Item no. 551532 |



Variant	Item no.
E27 TC(...) ■ stainless steel	229182



ROX
QPAR111

E - A++




• Puristic design for wide range of outdoor uses

Product available in these colours and variants

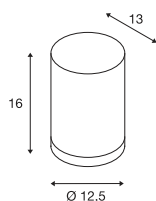


Product details

230V ~50Hz
Material: Aluminium/glass



Line drawing



Lamp details

1x 50W max.
optional: LED

Recommended LED lamp

LED GU10 15.5W 30°
2700K 680lm EEL=A
6kWh/1000h
Item no. 570672 |



Variant	Item no.
■ brushed aluminium	1000333

ROX UP/DOWN
QPAR111

E - A++




• Puristic design for wide range of outdoor uses

Product available in these colours and variants

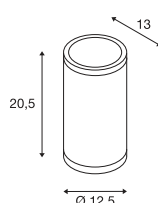


Product details

230V ~50Hz
Material: Aluminium/glass



Line drawing



Lamp details

2x 50W max.
optional: LED

Recommended LED lamp

LED GU10 15.5W 30°
2700K 680lm EEL=A
6kWh/1000h
Item no. 570672 |



Variant	Item no.
■ brushed aluminium	1000334





230332 777

SITRA
TCR-TSE

B - A++




- Minimalist design, seamlessly blends into your outdoor area

Product available in these colours and variants

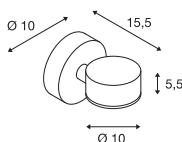


Product details

230V ~50Hz
Material: Aluminium/glass



Line drawing



Lamp details

9W max.
Ø: 7.5 cm max. L: 3.5 cm max.
optional: LED

Recommended LED lamp

LED GX53 3W 120°
3000K 250lm EEL=A++
3kWh/1000h
Item no. 551372 |

Variant	Item no.
GX53 TCR-TSE	
■ Stone-grey	230354
GX53 TCR-TSE	
■ anthracite	230355

SITRA

A - A++



LED
INSIDE

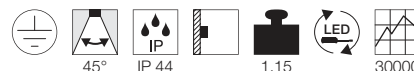
- Premium LED
- Minimalist design, seamlessly blends into your outdoor area

Product available in these colours and variants

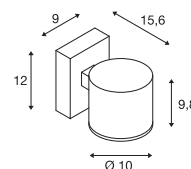


Product details

230V ~50Hz sec. 350mA
Total consumption: 8.9W
Material: Aluminium/glass



Line drawing



Variant	Item no.
580lm 3000K CRI>80	
■ silver-grey	230332

HELIA

A - A++



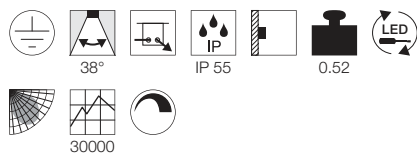
- 240V LED
- Puristic design for wide range of outdoor uses

Product available in these colours and variants

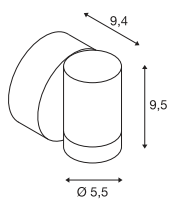


Product details

220-240V ~50/60Hz
 Total consumption: 8W
 Material: Aluminium/glass
 Dimmable: Triac C, Triac L



Line drawing



ENOLA_C

A - A++



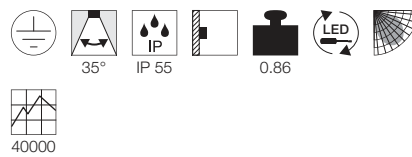
- Premium LED
- Puristic design for wide range of outdoor uses

Product available in these colours and variants

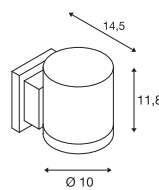


Product details

100-240V ~50/60Hz sec. 500mA
 Total consumption: 12W
 Material: Aluminium/glass



Line drawing



Recommended accessories Item no.

- Surface-mounting frame 233211
- Surface-mounting frame 233215

Variant	Item no.
450lm 3000K CRI>80 <input type="checkbox"/> white	233221
450lm 3000K CRI>80 <input checked="" type="checkbox"/> beige	233223
450lm 3000K CRI>80 <input checked="" type="checkbox"/> anthracite	233225

Variant	Item no.
850lm 3000K CRI>80 <input type="checkbox"/> white	228511
850lm 3000K CRI>80 <input checked="" type="checkbox"/> anthracite	228515





1000821 + 1000820 646 + 779

MOLAT
E27

E - A++



NEW



Product available in
these colours and variants



1004

Product details

230V ~50/60Hz
Material: Aluminium/glass
Product dimensions:
L: 37 cm W: 23 cm H: 23 cm



IP 44



0.95

Lamp details

60W max.
Ø: 6.5 cm max. L: 10 cm max.
optional: LED E27

Recommended LED lamp

LED E27 4.8W 330°
2700K 470lm EEL=A++
5kWh/1000h

Item no. 560752 |



Variant	Item no.
E27 TC(...)SE ■ anthracite	1000820

BENDO

A - A++



- 240V LED
- Extraordinary design for modern outdoor lighting

Product available in these colours and variants

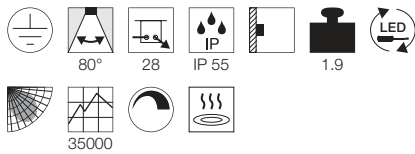


0997

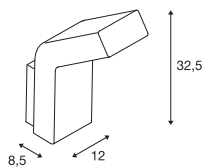


Product details

220-240V ~50/60Hz
 Total consumption: 12W
 Material: Aluminium/glass
 Canopy dimensions:
 L: 2.5 cm W: 11 cm H: 15 cm
 Dimmable: Triac C, Triac L



Line drawing




231865 780



DESIGNED BY Carsten Witsch



Variant	Item no.
820lm 3000K CRI>80 ■ anthracite	231865



ОПТОВЫЕ ПРОДАЖИ СВЕТИЛЬНИКОВ



232905 781



232905 781

ORDI

A - A++



LED INSIDE

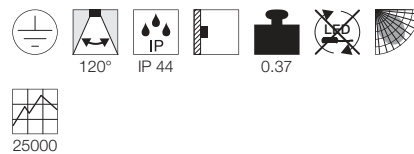
- Futuristic design for modern outdoor lighting

Product available in this colour

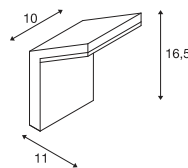


Product details

220-240V ~50/60Hz
Total consumption: 9W
Material: Aluminium



Line drawing



ORDI

A - A++



LED INSIDE

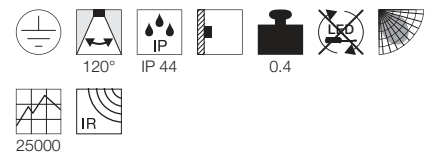
- With integrated infrared motion detector
- Futuristic design for modern outdoor lighting

Product available in this colour

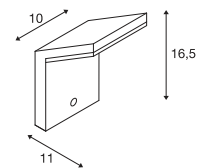


Product details

220-240V ~50/60Hz
Total consumption: 9W
Material: Aluminium



Line drawing



Note

Sensor range adjustable up to 9 m, detection angle 120°

Variant	Item no.
500lm 3000K CRI>80 ■ anthracite	232905

Variant	Item no.
500lm 3000K CRI>80 ■ anthracite	232915



1000885 783



TODAY

A - A++

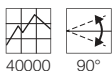
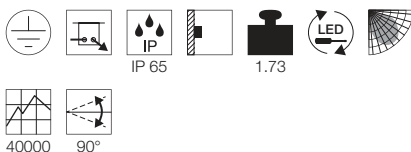


Product available in these colours



Product details

220-240V~ 50/60Hz sec. 640mA
 Total consumption: 29W
 Material: Aluminium
 Product dimensions:
 W: 17.7 cm H: 23.2 cm D: 66.6 cm



TODAY

A - A++

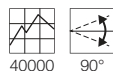
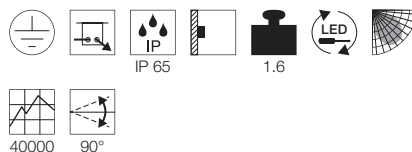


Product available in these colours



Product details

220-240V~ 50/60Hz sec. 640mA
 Total consumption: 29W
 Material: Aluminium
 Product dimensions:
 W: 17.7 cm H: 23.2 cm D: 20 cm



TODAY

A - A++



Product available in these colours

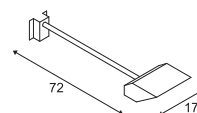


Product details

220-240V~ 50/60Hz sec. 640mA
 Total consumption: 29W
 Material: Aluminium



Line drawing



Variant	Item no.
2600lm 4000K CRI>70 ■ black	1000880
2600lm 4000K CRI>70 □ white	1000881
2600lm 4000K CRI>70 ■ silver	1000882

Variant	Item no.
2600lm 4000K CRI>70 ■ black	1000883
2600lm 4000K CRI>70 □ white	1000884
2600lm 4000K CRI>70 ■ silver	1000885

Variant	Item no.
2600lm 4000K CRI>70 ■ black	227700
2600lm 4000K CRI>70 □ white	227701

233124 785



MYRA DISPLAY
QPAR51

E - A++



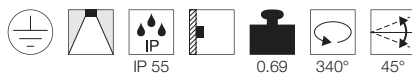
- Charming design for extraordinary display lighting

Product available in these colours and variants

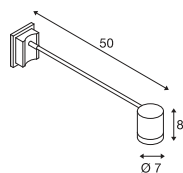


Product details

230V ~50Hz
Material: Aluminium



Line drawing



Recommended accessories Item no.

- Surface-mounting frame 233214
- Surface-mounting frame 233215

Lamp details

50W max.
Ø: 5 cm max. L: 5.7 cm max.
optional: LED

Recommended LED lamp

LED GU10 5W 36°
2700K 350lm EEL=A+
5kWh/1000h
Item no. 560182 |



Variant	Item no.
GU10 QPAR51	
■ silver-grey	233124
GU10 QPAR51	
■ anthracite	233125

MYRA DISPLAY
QPAR51

E - A++



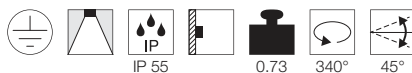
- Charming design for extraordinary display lighting

Product available in these colours and variants

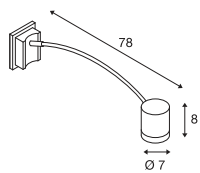


Product details

230V ~50Hz
Material: Aluminium



Line drawing



Recommended accessories Item no.

- Surface-mounting frame 233214
- Surface-mounting frame 233215

Lamp details

50W max.
Ø: 5 cm max. L: 5.7 cm max.
optional: LED

Recommended LED lamp

LED GU10 5W 36°
2700K 350lm EEL=A+
5kWh/1000h
Item no. 560182 |



Variant	Item no.
GU10 QPAR51	
■ silver-grey	233134
GU10 QPAR51	
■ anthracite	233135

ENOLA_C

A - A++



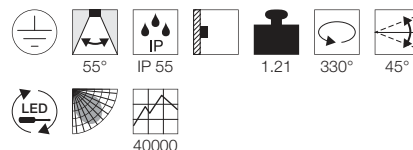
- Premium LED
- Charming design for extraordinary display lighting

Product available in these colours and variants

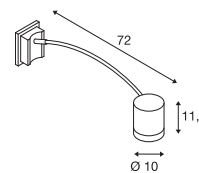


Product details

100-240V ~50/60Hz sec. 500mA
Total consumption: 12W
Material: Aluminium



Line drawing



Recommended accessories Item no.

- Surface-mounting frame 233211
- Surface-mounting frame 233215

Lamp details

50W max.
Ø: 5 cm max. L: 5.7 cm max.
optional: LED

Recommended LED lamp

LED GU10 5W 36°
2700K 350lm EEL=A+
5kWh/1000h
Item no. 560182 |



Variant	Item no.
850lm 3000K CRI>80	
□ white	228531
850lm 3000K CRI>80	
■ anthracite	228535

HELIA

A - A++



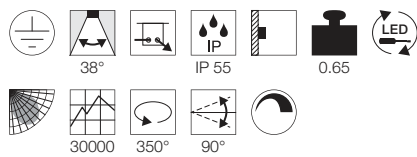
- 240V LED
- Puristic display lighting

Product available in these colours and variants

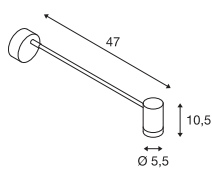


Product details

220-240V ~50/60Hz
 Total consumption: 8W
 Material: Aluminium
 Dimmable: Triac C, Triac L



Line drawing



233261 786



Variant	Item no.
450lm 3000K CRI>80 ■ anthracite	233265
450lm 3000K CRI>80 □ white	233261



POLE PARC

A - A++



NEW

LED
INSIDE

Product available in
these colours and variants



Product details

100-240V ~50/60Hz sec. 700mA

Total consumption: 28W

Material: Aluminium/glass

Product dimensions: Ø: 14 H: 17.5cm



IP 44



1.8



40000

Variant	Item no.
2900lm 3000K CRI>80 ■ anthracite	1000447

ROX
E27

B - A++



Product available in these colours and variants

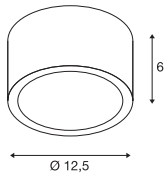


Product details

230V ~50Hz
Material: Aluminium/glass



Line drawing



Lamp details

11W max.
Ø: 7.5 max. L: 3.5 cm max.
optional: LED

Recommended LED lamp

LED GX53 7.5W 25°
3000K 450lm EEL=A
8kWh/1000h
Item no. 550082 |



Variant	Item no.
GX53 TCR-TSE	
■ alu brushed / lacquered	1000339





ROX ACRYL
E27

A - A++

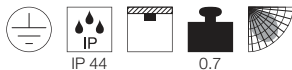


Product available in these colours and variants

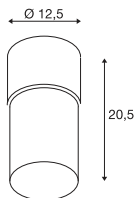


Product details

230V ~50Hz
Material: Aluminium/acrylic glass



Line drawing



Lamp details

20W max.
Ø: 6 max. L: 15 cm max.
optional: LED

Recommended lamp

E27 15W
2700K 970lm EEL=A
15kWh/1000h
Item no. 509012 |

Valeto E27 9.4W
2700K 850lm EEL=A+
10kWh/1000h
Item no. 420050 |



Variant	Item no.
E27 TC(...)SE ■ alu brushed / lacquered	1000338

SQUARE C
E27

A - A++



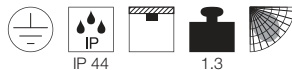
• Stainless steel 304

Product available in this colour

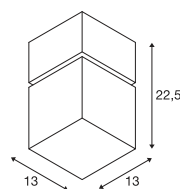


Product details

230V ~50Hz
Material: Stainless steel 304/acrylic glass



Line drawing



Lamp details

20W max.
Ø: 6 max. L: 15 cm max.
optional: LED

Recommended lamp

E27 15W
2700K 970lm EEL=A
15kWh/1000h
Item no. 509012 |

Valeto E27 9.4W
2700K 850lm EEL=A+
10kWh/1000h
Item no. 420050 |



Variant	Item no.
E27 TC(...)SE ■ stainless steel	1000337

SITRA
TCR-TSE

B - A++



- Puristic round design, seamlessly blends into your outdoor area

Product available in these colours and variants

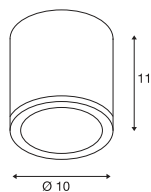


Product details

230V ~50Hz
Material: Aluminium/glass



Line drawing



Lamp details

9W max.
optional: LED

Recommended LED lamp

LED GX53 3W 120°
3000K 250lm EEL=A++
3kWh/1000h
Item no. 551372 |



Variant	Item no.
GX53 TCR-TSE <input type="checkbox"/> white	231541
GX53 TCR-TSE <input checked="" type="checkbox"/> Stone-grey	231544
GX53 TCR-TSE <input checked="" type="checkbox"/> anthracite	231545





229584 791

THEO
QPAR51

E - A++



- Puristic edgy design, seamlessly blends into your outdoor area

Product available in
these colours and variants

1010



Product details

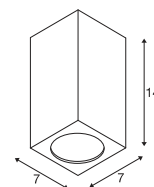
230V ~50Hz
Material: Aluminium/glass

IP 21



0.5

Line drawing



Lamp details

35W max.
Ø: 5 cm max. L: 6.8 cm max.
optional: LED

Recommended LED lamp

LED GU10 4.3W 40°
2700K 245lm EEL=A+
5kWh/1000h

Item no. 551252 |

Valeto GU10 5.3W
2700K 385lm EEL=A+
6kWh/1000h

Item no. 420060 |



Variant	Item no.
GU10 QPAR51 □ white	229581
GU10 QPAR51 ■ silver-grey	229584
GU10 QPAR51 ■ anthracite	229585

BIG THEO

A - A++



NEW

LED
INSIDE

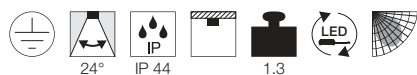
- Premium LED
- Puristic edgy design, seamlessly blends into your outdoor area

Product available in these colours and variants

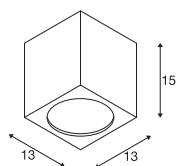


Product details

100-277V ~50/60Hz sec. 500mA
Total consumption: 21W
Material: Aluminium/glass



Line drawing



Variant	Item no.
2000lm 3000K CRI>80 white	234531
2000lm 3000K CRI>80 silver-grey	234534
2000lm 3000K CRI>80 anthracite	234535

234535 792



**BIG THEO**
QPAR111

E - A++



- Puristic edgy design, seamlessly blends into your outdoor area

Product available in these colours and variants

0998

**Product details**

230V ~50Hz

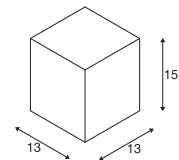
Material: Aluminium/glass



IP 44



1

Line drawing**Lamp details**75W max.
optional: LED**Recommended LED lamp**LED GU10 10.5W 30°
2700K 850lm EEL=A+
11kWh/1000h

Item no. 560702 |

Valeto GU10 9.5W 40° white
2700K-6000K 830lm EEL=A+
10kWh/1000h

Item no. 1000754 |

Variant	Item no.
GU10 QPAR111	
□ white	229551
GU10 QPAR111	
■ silver-grey	229554
GU10 QPAR111	
■ anthracite	229555

PHOTONIA
E27

E - A++



NEW




- Modern lantern for extraordinary outdoor lighting

Product available in these colours and variants

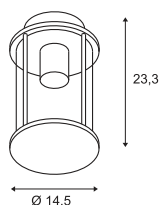


Product details

220-240V ~50/60Hz
Material: Aluminium/glass



Line drawing



Lamp details

60W max.
Ø: 9 cm max. L: 15 cm max.
optional: LED TC(...)SE QA60

Recommended LED lamp

LED E27 4.8W 330°
2700K 470lm EEL=A++
5kWh/1000h
Item no. 560752 |



Valeto E27 9.4W
2700K 850lm EEL=A+
10kWh/1000h
Item no. 420050 |



Variant	Item no.
E27 A60 ■ anthracite	232055 NEW

232055 794





231361 795

LISENNE
E27

E - A++



- Smoked glass look
- Unusual design for extraordinary display lighting

Product available in
these colours and variants

1003



Product details

230V ~50/60Hz

Material: Basalt/glass



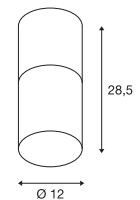
IP 44



2.6



Line drawing



Lamp details

23W max.

Ø: 5.5 cm max. L: 15 cm max.

optional: LED

Recommended LED lamp

LED E27 12 W 240°
3000K 1060lm EEL=A+
12 kWh/1000h

Item no. 1001032 |



Variant	Item no.
E27 TC(...)SE ■ grey/smoked glass	231361

ENOLA_C

A - A++



LED
INSIDE

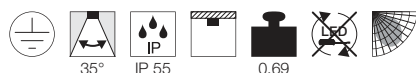
- Premium LED
- Puristic round design, seamlessly blends into your outdoor area

Product available in these colours and variants


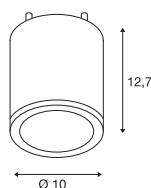


Product details

100-240V ~50/60Hz sec. 500mA
Total consumption: 12W
Material: Aluminium/glass



Line drawing



Variant	Item no.
850lm 3000K CRI>80 white	228501
850lm 3000K CRI>80 anthracite	228505



229921 797



TERANG 180

A - A++



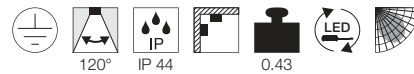
- Simple design for functional outdoor lighting
- 240V LED
- With recesses for cable surface-mounting

Product available in these colours and variants

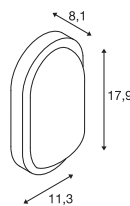


Product details

220-240V ~50Hz
 Total consumption: 11W
 Material: Aluminium/plastic PC



Line drawing



TERANG 200

A - A++



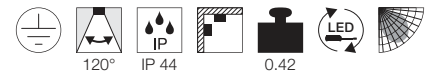
- Simple design for functional outdoor lighting
- 240V LED

Product available in these colours and variants

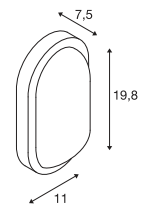


Product details

220-240V ~50Hz
 Total consumption: 11W
 Material: Aluminium/plastic PC



Line drawing



Variant	Item no.
640lm 3000K CRI>80	
white	229921
640lm 3000K CRI>80	
silver	229924
640lm 3000K CRI>80	
anthracite	229925
640lm 3000K CRI>80	
rust	229927

Variant	Item no.
680lm 3000K CRI>80	
white	229931
680lm 3000K CRI>80	
silver-grey	229934
680lm 3000K CRI>80	
anthracite	229935
680lm 3000K CRI>80	
rust	229937

TERANG 270

A - A++



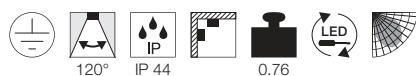
- Simple design for functional outdoor lighting
- 240V LED

Product available in these colours and variants



Product details

220-240V ~50Hz
Total consumption: 22W
Material: Aluminium/plastic PC



20000

Line drawing



TERANG 270

A - A++



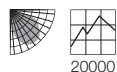

- Simple design for functional outdoor lighting
- 240V LED
- Motion sensor with micro-wave technology integrated into the luminaire housing

Product available in these colours and variants



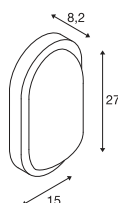
Product details

220-240V ~50Hz
Total consumption: 23W
Material: Aluminium/plastic PC



20000

Line drawing




Note

Motion sensor:
The detection angle of the sensor is 360°.
The detection distance, switch-on ambient brightness and switch-on delay can be adjusted.

Variant	Item no.
1300lm 3000K CRI>80 □ white	229941
1300lm 3000K CRI>80 ■ silver-grey	229944
1300lm 3000K CRI>80 ■ anthracite	229945
1300lm 3000K CRI>80 ■ rust	229947

Variant	Item no.
1300lm 3000K CRI>80 □ white	229951
1300lm 3000K CRI>80 ■ silver-grey	229954
1300lm 3000K CRI>80 ■ anthracite	229955





229975 799

AINOS

A - A++



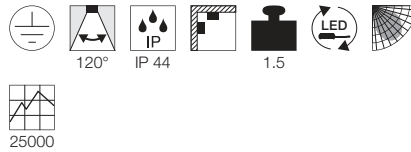
- Simple design for wide range of usage areas

Product available in these colours

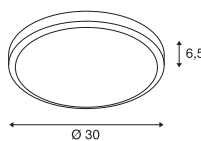


Product details

100-277V ~50/60Hz sec. 500mA
 Total consumption: 21W
 Material: Aluminium/plastic PC



Line drawing



AINOS

A - A++



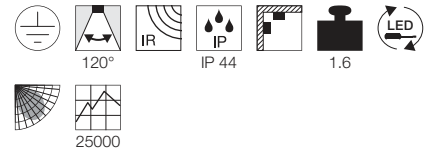
- Motion sensor with MR (micro-wave) technology integrated in the luminaire housing
- Simple design for wide range of usage areas

Product available in these colours

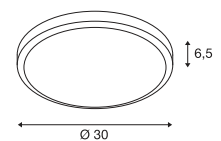


Product details

100-277V ~50/60Hz sec. 500mA
 Total consumption: 21W
 Material: Aluminium/plastic PC



Line drawing



Note

Motion sensor: The detection angle of the sensor is 360°. The detection distance, switch-on ambient brightness and switch-on delay can be adjusted.

Variant	Item no.
1430lm 3000K CRI>80 □ white	229961
1430lm 3000K CRI>80 ■ anthracite	229965

Variant	Item no.
1430lm 3000K CRI>80 □ white	229971
1430lm 3000K CRI>80 ■ anthracite	229975

DRAGAN
E27

A - A++



- Motion sensor with micro-wave technology integrated into the luminaire housing
- Connection of up to 6 additional luminaires per sensor
- For professional use
- Simple design for wide range of usage areas

Product available in these colours



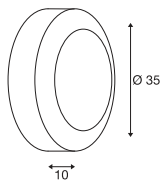
Product details

230V ~50Hz

Material: Aluminium/plastic PC



Line drawing



Note

Detection angle: 360° detection distance: 2/5/8/10 m The switch-on ambient brightness and switch-on delay can be adjusted.

Lamp details

2x 24W max.
Ø: 5.2 cm max. L: 15.2 cm max.
optional: LED


Recommended lamp

E27 15W
3000K 1521lm EEL=A+
15kWh/1000h

Item no. 1001033 |



Variant	Item no.
E27 TC(...) white	232421
E27 TC(...) silver-grey	232424
E27 TC(...) anthracite	232425



232421 800



229087 800



229071 801

BULAN GRID
E27

E - A++



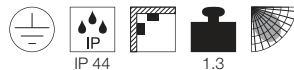
- Simple design for functional outdoor lighting

Product available in these colours

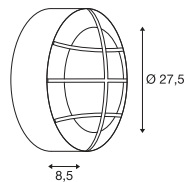


Product details

230V ~50Hz
Material: Aluminium/plastic PC



Line drawing



Lamp details

2x 25W max.
Ø: 5.2 cm max. L: 17.3 cm max.
optional: LED

Recommended LED lamp

LED E27 4.7W
3000K 380lm EEL=A+
5kWh/1000h
Item no. 551532 |



Variant	Item no.
E27 TC(...)SE	
white	229081
E27 TC(...)SE	
silver-grey	229084
E27 TC(...)SE	
anthracite	229085
E27 TC(...)SE	
rust	229087


BULAN
E14

E - A++



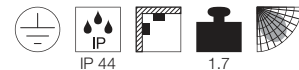
- Simple design for wide range of usage areas

Product available in these colours

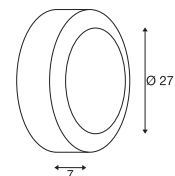


Product details

230V ~50Hz
Material: Aluminium/glass



Line drawing



Lamp details

60W max.
Ø: 4.8 cm max. L: 13 cm max.
optional: LED TC(...)SE QC35

Recommended LED lamp

LED E14 4W
2700K 250lm EEL=A+
3kWh/1000h
Item no. 560222 |



Variant	Item no.
E14 C35	
white	229071
E14 C35	
silver-grey	229072
E14 C35	
anthracite	229075

DECKENLEUCHE

A - A++



LED
INSIDE

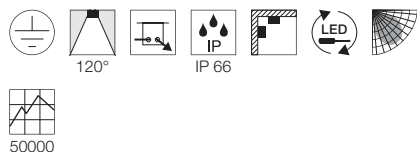
- Functional design for professional use
- Premium LED

Product available in these colours and variants

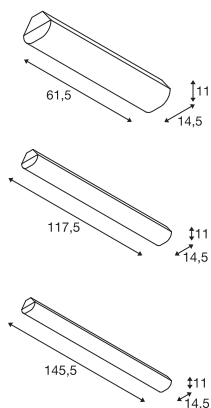


Product details

220-240V ~50/60Hz
Material: Plastic PC



Line drawing



Variant	Item no.
3130lm 25W 4000K CRI>80 L: 61.5 1.5 kg grey	234154
5830lm 48W 4000K CRI>80 L: 117.5 2.9 kg grey	234164
7320lm 59W 4000K CRI>80 L: 145.5 3.9 kg grey	234174





MOLAT E27

E - A++



NEW



Product available in
these colours and variants



1004



Product details

230V ~50/60Hz

Material: Aluminium/glass

Product dimensions: Ø: 23 cm D: 28 cm



IP 44



0.8

Lamp details

60W max.

Ø: 6.5 cm max. L: 10 cm max.

optional: LED E27

Recommended LED lamp

LED E27 4.7W

3000K 380lm EEL=A+

5kWh/1000h

Item no. 551532 |



Variant	Item no.
E27 TC(...)SE	
■ anthracite	1000823

TOUGH COOKIE.

RECESSED FITTINGS – THE RELIABLE WAY OF LIGHTING.

Recessed fittings are a good alternative to suspended luminaires, particularly in the outdoor area, since they are individually adjustable and can be set, directed and flooded statically. And they are equipped to cope with any weather: Thanks to high-quality workmanship, materials and individual IP protection classes.





233660 813



233660 813



RECESSED FITTING

 0809	 0811	 0811	 0811	 0812	 0813	 0813	 0815
 0815	 0817	 0817	 0817	 0818	 0819	 0820	 0820
 0821	 0821	 0822	 0822	 0823	 0823	 0824	 0824
 0825	 0827	 0827	 0827	 0829	 0829	 0830	 0831
 0832	 0832	 0833	 0834	 0835	 0835	 0837	 0838
 0839	 0840	 0840	 0841	 0842	 0842	 0843	 0843
 0844	 0844	 0845	 0845	 0846	 0846	 0847	 0847
 0848	 0848	 0849	 0849				



233635 809

DESIGNED BY
David Morgan



ADI

A - A++

LED
INSIDE

- Premium LED

Product available in
these colours and variants

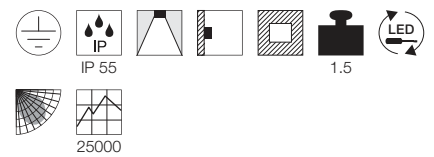


Product details

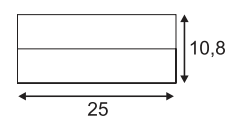
100-277V ~50/60Hz sec. 500mA

Total consumption: 18W

Material: Aluminium/plastic PC

Installation dimensions: W: 25 cm L: 10.8 cm
D: 8.8 cm

Line drawing




Note

Only install the luminaires with the light outlet
pointing downwards.

Recommended accessories Item no.

Mounting pot 233639

Variant	Item no.
870lm 3000K CRI>80 ■ anthracite	233635





DOWNUNDER OUT S

A - A++

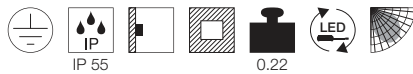


Product available in these colours

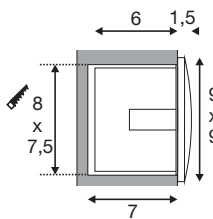


Product details

220-240V ~50/60Hz sec. 20mA
Total consumption: 1.7W
Material: Aluminium/plastic



Line drawing



Note

Always install the luminaires with the light outlet pointing downwards. Max. connection cable diameter 8.5mm. Mounting pot incl.

Variant	Item no.
40lm 3000K CRI80 white	233601
30lm 3000K CRI80 silver-grey	233604
25lm 3000K CRI80 anthracite	233605

DOWNUNDER OUT M

A - A++

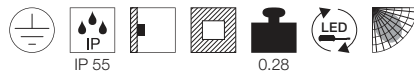


Product available in these colours

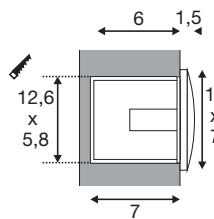


Product details

220-240V ~50/60Hz sec. 20mA
Total consumption: 3.3W
Material: Aluminium/plastic



Line drawing



Note

Always install the luminaires with the light outlet pointing downwards. Max. connection cable diameter 8.5mm. Mounting pot incl.

Variant	Item no.
155lm 3000K CRI80 white	233621
110lm 3000K CRI80 silver-grey	233624
85lm 3000K CRI80 anthracite	233625

DOWNUNDER OUT L

A - A++

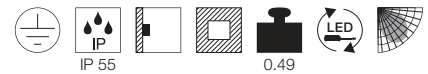


Product available in these colours

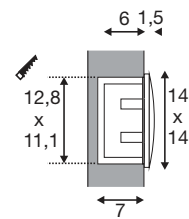


Product details

220-240V ~50/60Hz sec. 20mA
Total consumption: 3.3W
Material: Aluminium/plastic



Line drawing



Note

Always install the luminaires with the light outlet pointing downwards. Max. connection cable diameter 8.5mm. Mounting pot incl.

Variant	Item no.
155lm 3000K CRI80 white	233611
110lm 3000K CRI80 silver-grey	233614
85lm 3000K CRI80 anthracite	233615

BRICK DOWNUNDER
E14

E - A++

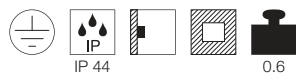


Product available in these colours and variants

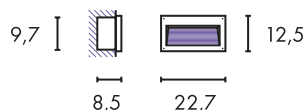


Product details

230V ~50Hz
Material: Aluminium/glass
Installation dimensions: W: 19.8 cm L: 9.7 cm
D: 6.5 cm



Line drawing



Note

No mounting pot needed.

Lamp details

40W max.
Ø: 4.8 cm max. L: 12 cm max.
optional: LED TC(...)SE QC35

Recommended LED lamp

LED E14 4W
2700K 250lm EEL=A+
3kWh/1000h
Item no. 560222 |



Variant	Item no.
E14 C35	
■ silver-grey	229062



233650 813



BRICK

A - A++



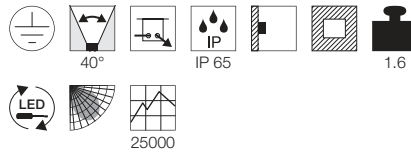
- Symmetrical light emission
- Panel stainless steel 316L housing aluminium

Product available in this colour

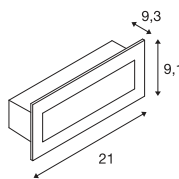


Product details

220-240V ~50/60Hz sec. 700mA
 Total consumption: 11W
 Material: Aluminium / Stainless steel 316L / Glass
 Installation dimensions:
 W: 8.5 cm L: 19.6 cm D: 10.3 cm



Line drawing



Note

Mounting pot incl.

Variant	Item no.
950lm 3000K CRI>80 ■ stainless steel	233650

BRICK

A - A++



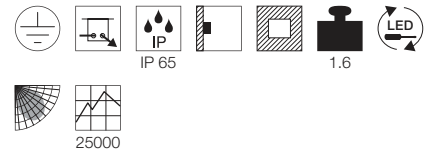
- Asymmetrical light emission
- Panel stainless steel 316L housing aluminium

Product available in this colour

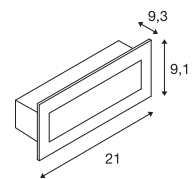


Product details

220-240V ~50/60Hz sec. 700mA
 Total consumption: 11W
 Material: Aluminium / Stainless steel 316L / Glass
 Installation dimensions:
 W: 8.5 cm L: 19.6 cm D: 10.3 cm



Line drawing



Note

Mounting pot incl.

Variant	Item no.
850lm 3000K CRI>80 ■ Stainless steel	233660



233651 815



BRICK PRO

A - A++



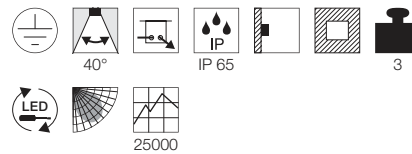
- Symmetrical light emission
- Luminaire stainless steel 316L housing stainless steel 316L

Product available in this colour

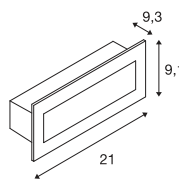


Product details

220-240V ~50/60Hz sec. 700mA
 Total consumption: 11W
 Material: Stainless steel 316L / Glass
 Installation dimensions:
 W: 8.5 cm L: 19.6 cm D: 10.3 cm



Line drawing



Note

Mounting pot incl.

BRICK PRO

A - A++



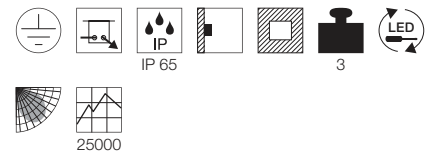
- Asymmetrical light emission
- Luminaire stainless steel 316L housing stainless steel 316L

Product available in this colour

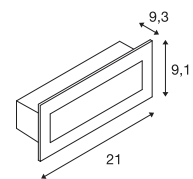


Product details

220-240V ~50/60Hz sec. 700mA
 Total consumption: 11W
 Material: Stainless steel 316L / Glass
 Installation dimensions:
 W: 8.5 cm L: 19.6 cm D: 10.3 cm



Line drawing



Note


Mounting pot incl.

Variant	Item no.
950lm 3000K CRI>80 ■ stainless steel	233651

Variant	Item no.
850lm 3000K CRI>80 ■ Stainless steel	233661



229701 817





BRICK DOWNUNDER

A - A++

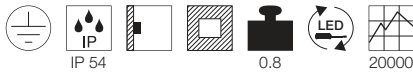


Product available in this colour

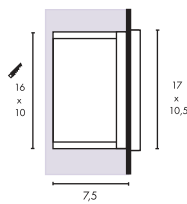


Product details

230V ~50Hz
Total consumption: 1.4W
Material: Aluminium/glass



Line drawing



Note

Mounting pot incl.

BRICK

A - A++

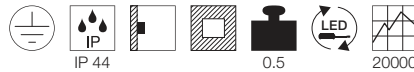


Product available in this colour

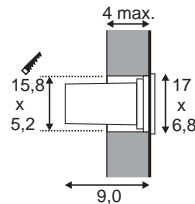


Product details

230V ~50Hz
Total consumption: 1W
Material: Stainless steel 304 / Plastic



Line drawing




Note

Material thickness, mounting surface: 10-40 mm
Mounting pot incl.

BRICK MESH

A - A++



Product available in this colour

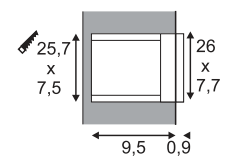


Product details

100-240V ~50/60Hz sec. 24V/DC
Total consumption: 4W
Material: Stainless steel 316 / Glass



Line drawing



Note

Mounting pot incl.

Variant	Item no.
35lm 6500K CRI80	
■ silver-grey	229701
30lm 3000K CRI80	
■ silver-grey	229702

Variant	Item no.
30lm 6500K CRI>80	
■ Brushed stainless steel	230231
30lm 3000K CRI>80	
■ Brushed stainless steel	230232

Variant	Item no.
56lm 3000K CRI80	
■ stainless steel	229110

FRAME OUTDOOR

A - A++



LED
INSIDE

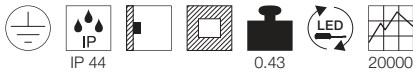
- Panel stainless steel 304

Product available in this colour

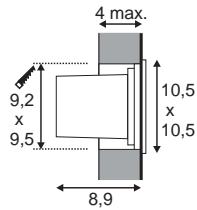


Product details

230V ~50Hz
 Total consumption: 1.5W
 Material: Stainless steel 304 / Plastic



Line drawing



Note

Material thickness, mounting surface: 10-40 mm
 Mounting pot incl.



Variant	Item no.
40lm 3000K CRI>80 ■ stainless steel	230132



KINI

A - A++



NEW

LED
INSIDE

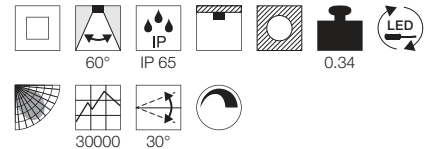
- Suitable for wet rooms
- Tilttable

Product available in this colour

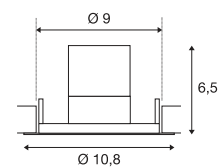


Product details

220-240V~ 50/60Hz sec. 260mA
 Total consumption: 12W
 Material: Aluminium / PC
 Installation dimensions:
 Installation Ø: 9 cm D: 8.5 cm
 Dimmable: Triac, Triac C, Triac L



Line drawing



Note

Material thickness, mounting surface: 5-20 mm

Variant	Item no.
850lm 3000K CRI>80	
<input type="checkbox"/> white	1000833



DOLIX OUT
QR-C51

C - A+



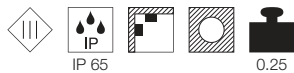
- Suitable for wet rooms

Product available in these colours

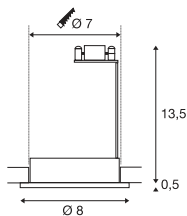


Product details

12V ~50Hz
Material: Aluminium/glass



Line drawing



Note

Not suitable for Cool Beam lamps.
Material thickness, mounting surface: 20 mm

Lamp details

35W max.
optional: LED

Recommended LED lamp

LED GU5.3 3.8W 40°
3000K 245lm EEL=A+
5kWh/1000h

Item no. 551243 |
Recommended transformer:
Item no. 227140 |



Variant	Item no.
GX5.3 QR-C51	
white	111001
GX5.3 QR-C51	
chrome	111002
GX5.3 QR-C51	
titanium	111007
GX5.3 QR-C51	
silver-grey	111008

DOLIX OUT
QR-C51

C - A+



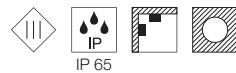
- Suitable for wet rooms

Product available in these colours

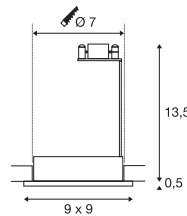


Product details

12V ~50Hz
Material: Aluminium/glass



Line drawing



Note

Not suitable for Cool Beam lamps.
Material thickness, mounting surface: 20 mm

Lamp details

35W max.
optional: LED

Recommended LED lamp


LED GU5.3 3.8W 40°
3000K 245lm EEL=A+
5kWh/1000h

Item no. 551243 |
Recommended transformer:
Item no. 227140 |



Variant	Item no.
GX5.3 QR-C51 0.23 kg	
white	111121
GX5.3 QR-C51 0.23 kg	
chrome	111122
GX5.3 QR-C51 0.23 kg	
titanium	111127
GX5.3 QR-C51 0.29 kg	
silver-grey	111128





**DOLIX OUT
QPAR51**

E - A++



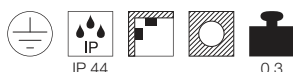
- Suitable for wet rooms

Product available in these colours

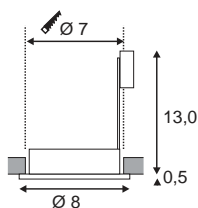


Product details

230-240V ~50/60Hz
Material: Aluminium/glass



Line drawing



Note

Material thickness, mounting surface: 15 mm

Lamp details

35W max.
optional: LED

Recommended LED lamp

LED GU10 4.3W 40°
2700K 245lm EEL=A+
5kWh/1000h
Item no. 551252 |



Variant	Item no.
GU10 QPAR51 Ø: 8 cm 0.3 kg white	111021
GU10 QPAR51 Ø: 8 cm 0.3 kg chrome	111022
GU10 QPAR51 Ø: 8 cm 0.3 kg silver-grey	111024
GU10 QPAR51 Ø: 8 cm 0.3 kg titanium	111027

**DOLIX OUT
QPAR51**

E - A++



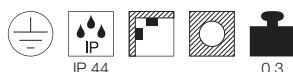
- Suitable for wet rooms

Product available in these colours

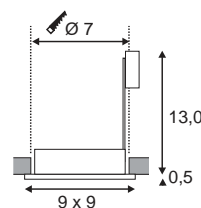


Product details

230-240V ~50/60Hz
Material: Aluminium/glass



Line drawing



Note

Material thickness, mounting surface: 15 mm

Lamp details

35W max.
optional: LED

Recommended LED lamp

LED GU10 4.3W 40°
2700K 245lm EEL=A+
5kWh/1000h
Item no. 551252 |



Variant	Item no.
GU10 QPAR51 L: 9 cm W: 9 cm 0.3 kg white	111141
GU10 QPAR51 L: 9 cm W: 9 cm 0.3 kg chrome	111142
GU10 QPAR51 L: 9 cm W: 9 cm 0.3 kg silver-grey	111144
GU10 QPAR51 L: 9 cm W: 9 cm 0.3 kg titanium	111147

OUT 65

A - A++



LED INSIDE



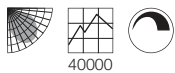
- High IP protection class (protection glass)
- Premium LED

Product available in these colours

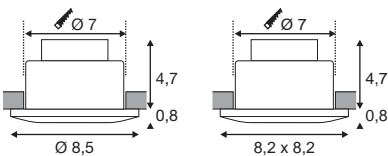


Product details

220-240V ~50/60Hz sec. 500mA
 Total consumption: 12W
 Material: Aluminium/frosted glass
 Dimmable: Triac C, Triac L



Line drawing



Note

Material thickness, mounting surface: 20 mm

Recommended accessories Item no.

Valetto Box dimmable 420012


Variant	Item no.
460lm 3000K CRI80 ● black	114460
580lm 3000K CRI80 ○ white	114461
540lm 3000K CRI80 ○ silver	114464
540lm 3000K CRI80 ○ titanium	114467
460lm 3000K CRI80 ● black	114470
580lm 3000K CRI80 ○ white	114471
540lm 3000K CRI80 ○ silver	114474
540lm 3000K CRI80 ○ titanium	114477

OUT 65
QR-C51

C - A+

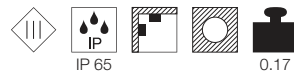


Product available in these colours

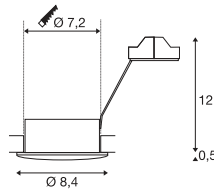


Product details

12V AC
 Material: Aluminium/frosted glass



Line drawing



Note

Not suitable for Cool Beam lamps.
 Material thickness, mounting surface: 15 mm

Recommended accessories Item no.

Transformer 12V 60VA IP44 227160

Lamp details


35W max.
 optional: LED

Recommended LED lamp

LED GU5.3 3.8W 40°
 3000K 245lm EEL=A+
 5kWh/1000h
 Item no. 551243 |



Variant	Item no.
GU5.3 QR-C51 ○ white	111011
GU5.3 QR-C51 ○ chrome	111018
GU5.3 QR-C51 ○ silver-grey	111019





111018 822



PATTA-F

A - A++



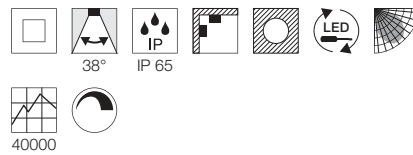
- High IP protection class (protection glass)
- Complete surface premium LED protection glass

Product available in these colours

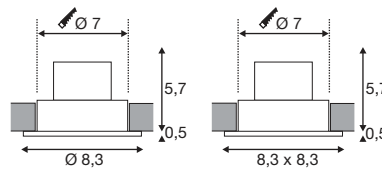


Product details

220-240V ~50/60Hz sec. 500mA
 Total consumption: 12W
 Material: Aluminium/glass
 Dimmable: Triac C, Triac L



Line drawing



Note

Material thickness, mounting surface: 20 mm

Recommended accessories Item no.

Valetto Box dimmable 420012

Variant	Item no.
630lm 3000K CRI80	
○ black	114440
765lm 3000K CRI80	
○ white	114441
630lm 3000K CRI80	
○ black	114450
765lm 3000K CRI80	
○ white	114451


PATTA-I

A - A++



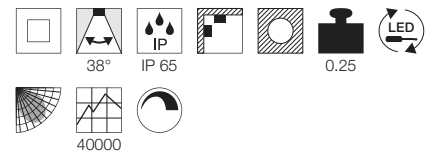
- High IP protection class (protection glass)
- Premium LED

Product available in these colours

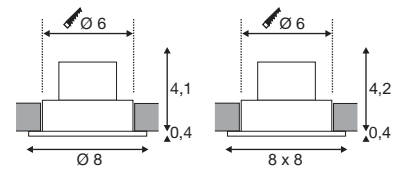


Product details

220-240V ~50/60Hz sec. 500mA
 Total consumption: 12W
 Material: Aluminium/glass
 Dimmable: Triac C, Triac L



Line drawing



Note

Material thickness, mounting surface: 25 mm

Recommended accessories Item no.

Valetto Box dimmable 420012

Variant	Item no.
775lm 3000K CRI80	
○ matt black	114420
800lm 3000K CRI80	
○ matt white	114421
800lm 3000K CRI80	
○ brushed aluminium	114426
775lm 3000K CRI80	
○ matt black	114430
800lm 3000K CRI80	
○ matt white	114431
800lm 3000K CRI80	
○ brushed aluminium	114436

TRAIL-LITE 60

A - A++



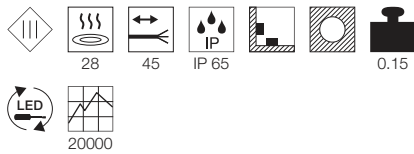
- Panel: Stainless steel 316
- Straight, sophisticated design for maximum adaptability

Product available in this colour

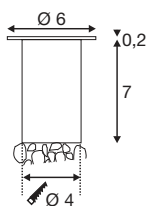


Product details

12V ~/0.3W
Material: Stainless steel 316 / Glass



Line drawing



Note

Only operate with a conventional transformer.
Installation sleeve incl.
The luminaire is suitable for installation in wood.

Recommended accessories Item no.

Transformer 12V 10VA IP44 **227140**

Variant	Item no.
10lm 6500K CRI>80	
■ Brushed stainless steel	227461
10lm 3000K CRI>80	
■ Brushed stainless steel	227462

POWER TRAIL-LITE

A - A++



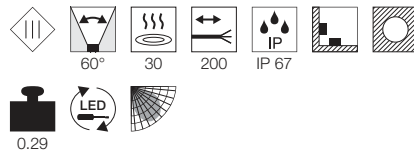
- Panel: Stainless steel 316
- Straight, sophisticated design for maximum adaptability
- Premium LED

Product available in this colour

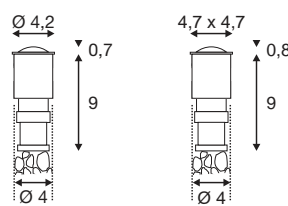


Product details

350mA /1.4W
Material: Stainless steel 316 / Glass



Line drawing




Note

Only operate with a 350mA driver. Only wire several PowerLEDs together in series!
Installation sleeve incl.
The luminaire is suitable for installation in wood.

Recommended accessories Item no.

LED driver 3W 350mA **464108**
incl. strain relief
LED driver 18W 350mA **464111**
incl. strain relief

Variant	Item no.
45lm 3000K CRI80	
○ ■ stainless steel	228332
Light colour blue CRI80	
○ ■ stainless steel	228337
45lm 3000K CRI80	
□ ■ stainless steel	228342





228412 825



228412 825

DASAR® FLAT 80

A - A++



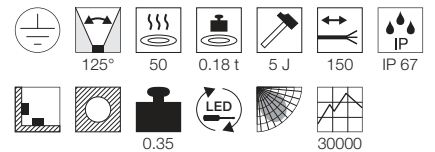
- Panel: Stainless steel 304
- Extremely flat design
- Straight, sophisticated design for maximum adaptability

Product available in this colour

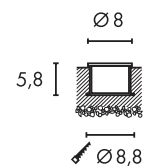


Product details

230V ~50/60Hz
 Total consumption: 4.3W
 Material: Stainless steel 304 / Aluminium / Glass



Line drawing



Note

Open cable end
 Mounting pot incl.
 The luminaire is suitable for installation in wood.

Recommended accessories Item no.

3-pin connection box 228730

Variant	Item no.
150lm 5000K CRI>80 ■ Brushed stainless steel	228411
140lm 3000K CRI>80 ■ Brushed stainless steel	228412



230170 827





WETSY

A - A++



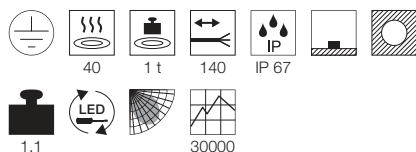
- Panel: Stainless steel 316
- Straight, sophisticated design for maximum adaptability

Product available in this colour

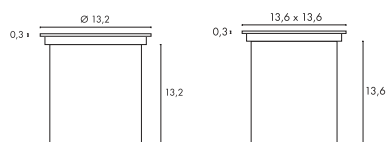


Product details

230V ~50Hz
 Total consumption: 6.3W
 Material: Stainless steel 316 / Aluminium / Glass
 Installation dimensions:
 Installation Ø: 12.6 cm D: 10 cm



Line drawing



Note

Mounting pot incl.
 Open cable end

Variant	Item no.
300lm 3000K CRI>80 ○ ■ stainless steel	230170
300lm 3000K CRI>80 □ ■ stainless steel	230174

ROCCI

A - A++



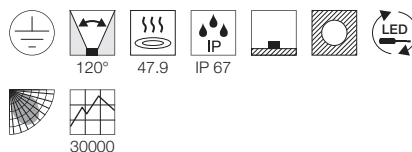
- Panel: Stainless steel 316
- Premium LED
- Straight, sophisticated design for maximum adaptability

Product available in this colour

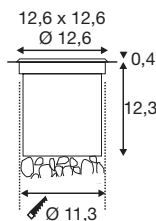


Product details

200-240V ~50/60Hz sec. 700mA
 Total consumption: 9.8W
 Material: Stainless steel 316 / Aluminium / Glass



Line drawing



Note

Mounting pot incl.

Variant	Item no.
580lm 3000K 0.89 kg ○ ■ stainless steel	227600
580lm 3000K 1 kg □ ■ stainless steel	227604

SOLASTO QPAR51

A - A++



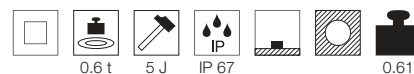
- Panel: Stainless steel 304
- Straight, sophisticated design for maximum adaptability

Product available in this colour

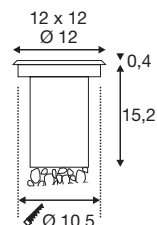


Product details

230V ~50Hz
 Material: Plastic / Stainless steel 304 / Glass



Line drawing



Note

Mounting pot incl.

Lamp details

6W max.

Recommended lamp LED

LED GU10 4.3W 40°
 2700K 245lm EEL=A+
 5kWh/1000h
 Item no. 551252 |



Valeto GU10 5.3W
 2700K-6500K 385lm EEL=A+
 6kWh/1000h
 Item no. 420061 |



Variant	Item no.
GU10 LED ○ ■ stainless steel	227680
GU10 LED □ ■ stainless steel	227684



228214 829





N-TIC PRO QPAR51

E - A++



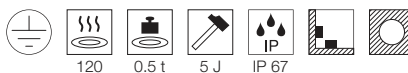
- Housing and panel: Stainless steel 316
- Extremely resistant to corrosion

Product available in this colour

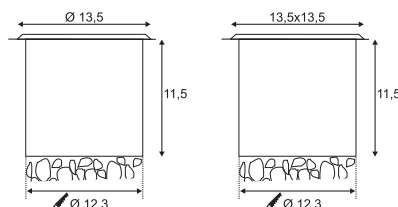


Product details

230V ~50Hz
Material: Stainless steel 316 / Glass



Line drawing



Note

Mounting pot incl.

Lamp details

35W max.
Ø: 5 cm max. L: 5.7 cm max.
optional: LED

Recommended LED lamp

LED GU10 3.5W 36°
3000K 260lm EEL=A++
4kWh/1000h
Item no. 560084 |

Valeto GU10 5.3W
2700K-6500K 385lm EEL=A+
6kWh/1000h
Item no. 420061 |



Variant	Item no.
GU10 QPAR51 Ø: 13.5 cm	
○ ■ Brushed stainless steel	230910
GU10 QPAR51 L: 13.5 cm W: 13.5 cm	
□ ■ Brushed stainless steel	230914

ADJUST 135 QPAR51

E - A++



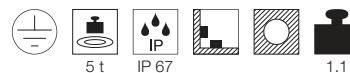
- Panel: Stainless steel 304
- Straight, sophisticated design for maximum adaptability

Product available in this colour



Product details

230V ~50Hz
Material: Stainless steel 304 / Aluminium / Glass
Installation dimensions: Installation Ø: 12 cm
D: 12 cm



Note

Mounting pot incl.

Lamp details

35W max.
Ø: 5 cm max. L: 5.7 cm max.
optional: LED

Recommended LED lamp

LED GU10 3.5W 36°
3000K 260lm EEL=A++
4kWh/1000h
Item no. 560084 |

Valeto GU10 5.3W
2700K-6500K 385lm EEL=A+
6kWh/1000h
Item no. 420061 |



Variant	Item no.
GU10 QPAR51 Ø: 13.5 cm	
○ ■ stainless steel	228210
GU10 QPAR51 L: 13.5 cm W: 13.5 cm	
□ ■ stainless steel	228214

ADJUST 190
QR111

D - A+



- Panel: Stainless steel 304
- Tilttable

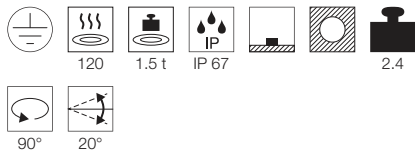
Product available in this colour



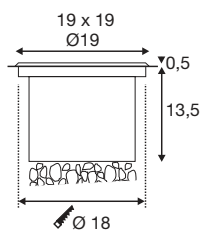
Product details

230V ~50Hz sec. 12V AC

Material: Stainless steel 304 / Aluminium / Glass



Line drawing



Note

Mounting pot incl.

Lamp details

50W max.
optional: LED

Recommended LED lamp

LED G53 11.5W 25°
2700K 850lm EEL=A+

12kWh/1000h
Item no. 560642 |



Variant	Item no.
G53 QR111	
○ ■ stainless steel	227090
G53 QR111	
□ ■ stainless steel	227092





228244 831

**ADJUST 265
HIT-CE**

A - A+



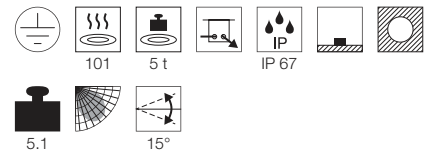
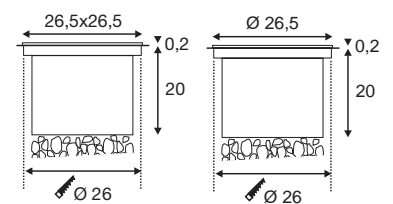
- Panel: Stainless steel 304
- Straight, sophisticated design for maximum adaptability

Product available in this colour

**Product details**

230V ~50Hz

Material: Stainless steel 304 / Aluminium / Glass


**Line drawing****Note**

Mounting pot incl.

Lamp details

70W

Variant	Item no.
G12 HIT-CE ○ ■ stainless steel	228240
G12 HIT-CE □ ■ stainless steel	228244

LUSTROGRAD
ОПТОВЫЕ ПРОДАЖИ СВЕТИЛЬНИКОВ

DASAR® 80
QPAR51

E - A++



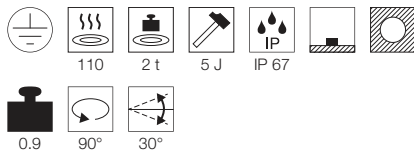
- Panel: Stainless steel 316
- Straight, sophisticated design for maximum adaptability

Product available in this colour

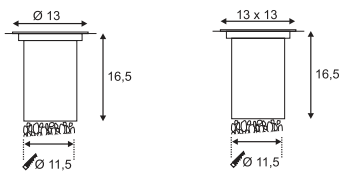


Product details

230V ~50Hz
Material: Stainless steel 316 / Aluminium / Glass



Line drawing



Note

Mounting pot incl.

Lamp details

35W max.
Ø: 5 cm max. L: 6 cm max.
optional: LED

Recommended LED lamp

LED GU10 3.5W 36°
3000K 260lm EEL=A++
4kWh/1000h
Item no. 560084 |



Valeto GU10 5.3W
2700K-6500K 385lm EEL=A+
6kWh/1000h
Item no. 420061 |



Variant	Item no.
GU10 QPAR51	
○ ■ stainless steel	229320
GU10 QPAR51	
□ ■ stainless steel	229324

DASAR® 80
QR-CBC51

C - A+



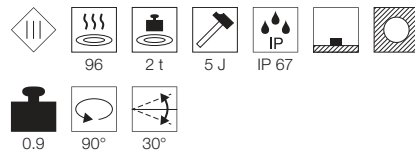
- Panel: Stainless steel 316
- Straight, sophisticated design for maximum adaptability

Product available in this colour

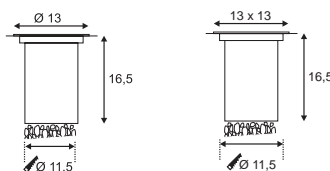


Product details

12V AC
Material: Stainless steel 316 / Aluminium / Glass



Line drawing



Note

Mounting pot incl.

Recommended accessories Item no.

Transformer 12V 10VA IP44	227140
Transformer 12V 60VA IP44	227160
Transformer 12V 10VA IP44	227150

Lamp details

35W max.
optional: QR-C51 LED

Recommended LED lamp

LED GU5.3 3.8W 40°
2700K 245lm EEL=A+
5kWh/1000h
Item no. 551242 |



Variant	Item no.
GU5.3 QR-CBC51	
○ ■ stainless steel	229330
GU5.3 QR-CBC51	
□ ■ stainless steel	229334





229324 832

DASAR® 70
QPAR51

E - A++



- Panel: Stainless steel 304

Product available in this colour



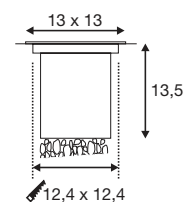
Product details

230V ~50Hz

Material: Stainless steel 304 / Aluminium / Glass



Line drawing



Note

Mounting pot incl.

Lamp details

35W max.

Ø: 5 cm max. L: 6 cm max.

optional: LED

Recommended LED lamp

LED GU10 3.5W 36°
3000K 260lm EEL=A++
4kWh/1000h

Item no. 560084 |

Valeto GU10 5.3W
2700K-6500K 385lm EEL=A+
6kWh/1000h

Item no. 420061 |



Variant	Item no.
GU10 QPAR51	
■ stainless steel	229374

DASAR® EXACT 116
QPAR51

E - A++



- Panel: Stainless steel 316
- Flush-mounted installation
- Straight, sophisticated design for maximum adaptability

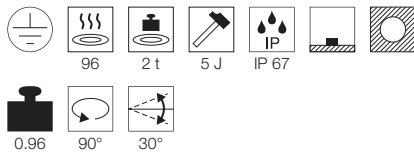
Product available in this colour



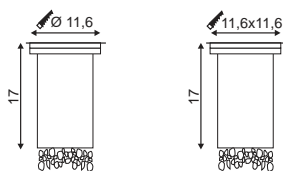
Product details

230V ~50Hz

Material: Stainless steel 316 / Aluminium / Glass



Line drawing



Note

Mounting pot incl.

Lamp details

35W max.

Ø: 5 cm max. L: 6 cm max.

optional: LED

Recommended LED lamp

LED GU10 3.5W 36°
3000K 260lm EEL=A++
4kWh/1000h

Item no. 560084 |



Valeto GU10 5.3W
2700K-6500K 385lm EEL=A+
6kWh/1000h

Item no. 420061 |



Variant	Item no.
GU10 QPAR51	
<input checked="" type="checkbox"/> Brushed stainless steel	228430
GU10 QPAR51	
<input type="checkbox"/> Brushed stainless steel	228434

229230 835



DASAR® 215
QPAR111

E - A++



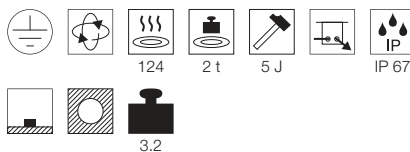
- Panel: Stainless steel 316
- Straight, sophisticated design for maximum adaptability

Product available in this colour



Product details

230V ~50Hz
Material: Stainless steel 316 / Aluminium / Glass
Installation dimensions:
Installation Ø: 20 cm D: 18 cm



DASAR® 215
E27

A - A++



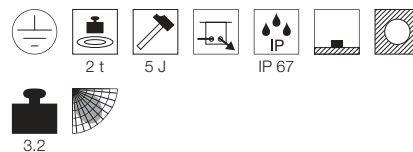
- Panel: Stainless steel 316
- Straight, sophisticated design for maximum adaptability

Product available in this colour

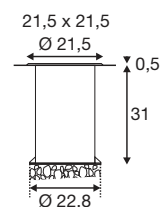


Product details

230V ~50Hz
Material: Stainless steel 316 / Aluminium / Glass



Line drawing



Note

Mounting pot incl.

Lamp details

75W max.
optional: LED

Recommended LED lamp

LED GU10 10.5W 30°
2700K 850lm EEI=A+
11kWh/1000h
Item no. 560702 |



Valeto GU10 9,5W
2700k 830lm EEI=A+
10kWh/1000h
Item no. 1000755 |



Variant	Item no.
GU10 QPAR111 Ø: 21.5 cm	
○ ■ stainless steel	229230
GU10 QPAR111 L: 21.5 cm W: 21.5 cm	
□ ■ stainless steel	229234

Note

Surface temperature:
Energy saver = 48°C; PAR 30 = 119°C;
PAR 38 = 108°C
Mounting pot incl.

Lamp details

11W max.
Ø: 4.5 cm max. L: 13.4 cm max.
optional: LED PAR30 PAR38

Recommended lamp

E27 9W
3000K 810lm EEI=A+
9kWh/1000h
Item no. 1001031 |



Variant	Item no.
E27 TC(...)SE	
○ ■ stainless steel	229200
E27 TC(...)SE	
□ ■ stainless steel	229204



1000384 837



LUSTROGRAD
ОПТОВЫЕ ПРОДАЖИ СВЕТИЛЬНИКОВ



GIMBLE OUT

A - A++



NEW

LED
INSIDE

- Housing and panel: Stainless steel 316L
- Extremely resistant to corrosion
- Premium LED

Product available in this colour



Product details

220-240V~50/60Hz sec. 600mA

Total consumption: 13W

Material: Stainless steel 316L / Glass

Product dimensions: Ø: 18 cm H: 13.1 cm

Installation dimensions:

Installation Ø: 15 cm D: 17 cm



35000

350°

90°

Note

Open cable end

Recommended accessories Item no.

3-pin connection box

228730

Variant	Item no.
940lm 3000K CRI>80	
■ Brushed stainless steel	1000384

DASAR® 218
QR111

D - A+



- Panel: Stainless steel 316
- Bigger swivelling range than conventional inground fittings

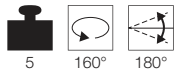
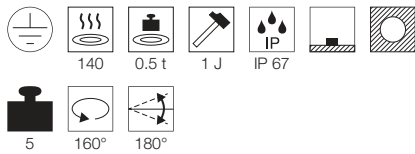
Product available in this colour



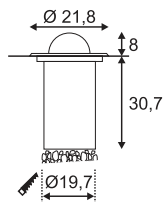
Product details

230V ~50Hz sec. 12V AC

Material: Stainless steel 316 / Aluminium / Glass



Line drawing



Note

Mounting pot incl.

Lamp details

50W max.
optional: LED

Recommended LED lamp

LED G53 11.5W 25°
2700K 850lm EEL=A+
12kWh/1000h

Item no. 560642 |



Variant	Item no.
G53 QR111	
■ stainless steel	228370



228370 838



DASAR® 255

A - A++

LED
INSIDE

- Panel: Stainless steel 316
- For professional use
- Low installation depth
- **Asymmetrical** reflector
- Flat design, edgy luminaire area

Product available in this colour

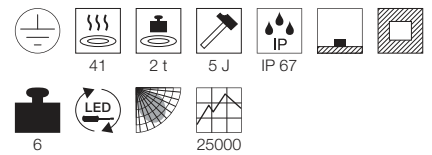


Product details

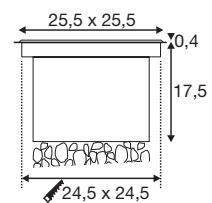
220-240V ~50/60Hz sec. 750mA

Total consumption: 34W

Material: Stainless steel 316 / Aluminium / Glass



Line drawing



Note

Mounting pot incl.

Variant	Item no.
1620lm 4000K CRI>80 ■ stainless steel	229381
1620lm 3000K CRI>80 ■ stainless steel	229383

DASAR®
T16

A - A+



- Panel: Stainless steel 316
- Wide strip light for generous lighting

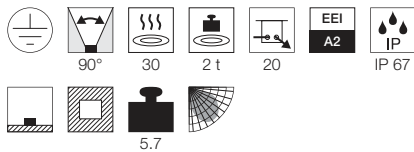
Product available in this colour



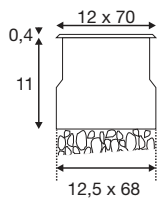
Product details

230V ~50Hz

Material: Stainless steel 316 / Aluminium / Glass



Line drawing



Note

Mounting pot incl.

Lamp details

14W

Recommended lamp

G5 14W
3000K 1200lm EEL=A+
6kWh/1000h

Item no. 548014 |

Variant	Item no.
G5 T16 ■ stainless steel	230100

DASAR®
T16

A - A+



- Panel: Stainless steel 316
- Wide strip light for generous lighting

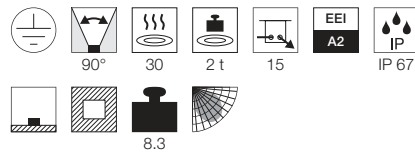
Product available in this colour



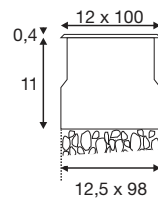
Product details

230V ~50Hz

Material: Stainless steel 316 / Aluminium / Glass



Line drawing



Note

Mounting pot incl.

Lamp details

21W

Recommended lamp

G5 21W
3000K 1900lm EEL=A+
23kWh/1000h

Item no. 548021 |

Variant	Item no.
G5 T16 ■ stainless steel	230110



230100 840



DASAR® 370

A - A++



LED
INSIDE

- Housing and panel: Stainless steel 316L
- Extremely resistant to corrosion
- Straight, sophisticated design for maximum adaptability
- Premium LED

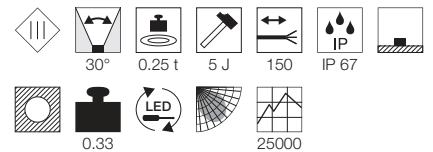
Product available in this colour



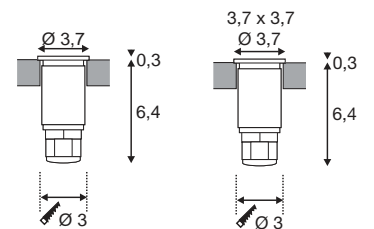
Product details

12V DC/24V DC / 2W

Material: Stainless steel 316L/glass



Line drawing



Note

The luminaire is suitable for installation in wood.

Recommended accessories Item no.

LED power supply 24V 12W 470502

LED power supply 12V 12W 470507

Variant	Item no.
120lm 3000K CRI>80	
○ ■ Brushed stainless steel	233540
120lm 3000K CRI>80	
□ ■ Brushed stainless steel	233550



DASAR® 920

A - A++



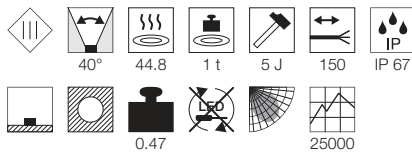
- Panel: Stainless steel 316
- Straight, sophisticated design for maximum adaptability
- Premium LED

Product available in this colour

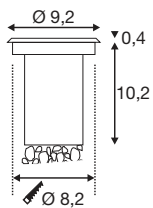


Product details

12V DC / 24V DC / 7W
Material: Stainless steel 316 / Aluminium / Glass



Line drawing



Note

Open cable end
Mounting pot incl.

Recommended accessories Item no.

- LED power supply 24V 12W 470502
- LED power supply 12V 12W 470507

Variant	Item no.
360lm 3000K CRI>80 ■ Brushed stainless steel	233500

DASAR® 920

A - A++



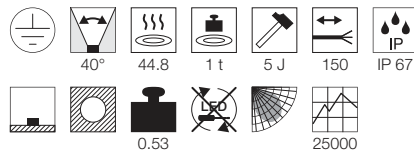
- Panel: Stainless steel 316
- Straight, sophisticated design for maximum adaptability
- Premium LED

Product available in this colour

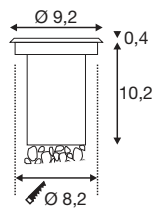


Product details

220-240V ~50/60Hz sec. 400mA
Total consumption: 5.5W
Material: Stainless steel 316 / Aluminium / Glass



Line drawing



Note

Open cable end
Mounting pot incl.

Variant	Item no.
300lm 3000K CRI>80 ■ Brushed stainless steel	233520





DASAR® 920

A - A++



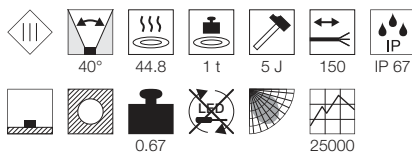
- Housing and panel: Stainless steel 316
- Extremely resistant to corrosion
- Straight, sophisticated design for maximum adaptability
- Premium LED

Product available in this colour

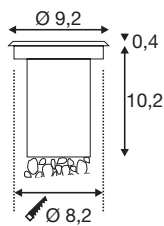


Product details

12V DC / 24V DC / 7W
Material: Stainless steel 316 / Glass



Line drawing



Note

Open cable end
Mounting pot incl.

Recommended accessories Item no.

LED power supply 24V 12W 470502
LED power supply 12V 12W 470507

Variant	Item no.
360lm 3000K CRI>80	
■ Brushed stainless steel	233510

DASAR® 920

A - A++



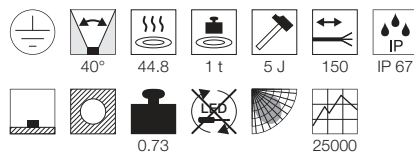
- Housing and panel: Stainless steel 316
- Extremely resistant to corrosion
- Straight, sophisticated design for maximum adaptability
- Premium LED

Product available in this colour

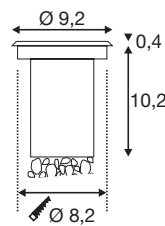


Product details

220-240V ~50/60Hz sec. 400mA
Total consumption: 5.5W
Material: Stainless steel 316 / Glass



Line drawing



Note

Open cable end
Mounting pot incl.

Variant	Item no.
300lm 3000K CRI>80	
■ Brushed stainless steel	233530

DASAR® 100 PREMIUM

A - A++



LED INSIDE PERLUCOR®



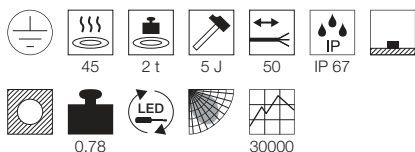
- 5x harder and 100x more scratch resistant than conventional glass
- Panel: Stainless steel 316L
- Straight, sophisticated design for maximum adaptability
- Premium LED

Product available in this colour

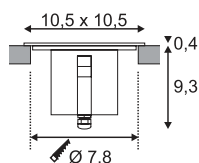


Product details

220-240V ~50/60Hz sec. 400mA
 Total consumption: 5.5W
 Material: Aluminium / Stainless steel 316L / Glass
 Ambient temperature up to 40°C



Line drawing



Note

Thermally, chemically, mechanically and optically-resistant. Can be walked on and is scratch-resistant. A surface which is almost self-cleaning. Extremely durable, long service life. Open cable end
 Suitable for installation tubes

Recommended accessories Item no.

T-connector box	228726
DN90 Installation spring for wood installation	233795
DN90 Installation tube	233790

Variant Item no.

300lm 3000K CRI>80 24° ■ stainless steel	233692
300lm 3000K CRI>80 60° ■ stainless steel	233696

DASAR® 100 PREMIUM

A - A++



LED INSIDE PERLUCOR®



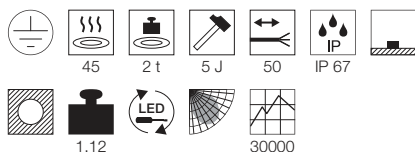
- 5x harder and 100x more scratch resistant than conventional glass
- Housing and panel: Stainless steel 316L
- Straight, sophisticated design for maximum adaptability
- Premium LED

Product available in this colour

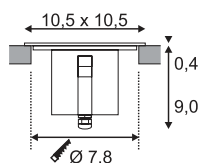


Product details

220-240V ~50/60Hz sec. 400mA
 Total consumption: 5.5W
 Material: Stainless steel 316L / Glass
 Ambient temperature up to 40°C



Line drawing



Note

Thermally, chemically, mechanically and optically-resistant. Can be walked on and is scratch-resistant. A surface which is almost self-cleaning. Extremely durable, long service life. Open cable end
 Suitable for installation tubes

Recommended accessories Item no.

T-connector box	228726
DN90 Installation spring for wood installation	233795
DN90 Installation tube	233790

Variant Item no.

300lm 3000K CRI>80 24° ■ stainless steel	233702
300lm 3000K CRI>80 60° ■ stainless steel	233706





233672

845

DASAR® 100 PREMIUM

A - A++



LED INSIDE PERLUCOR®



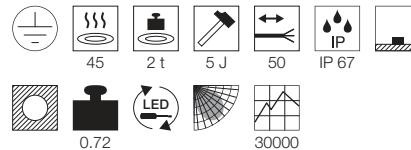
- 5x harder and 100x more scratch resistant than conventional glass
- Panel: Stainless steel 316L
- Straight, sophisticated design for maximum adaptability
- Premium LED

Product available in this colour

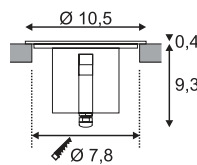


Product details

220-240V ~50/60Hz sec. 400mA
 Total consumption: 5.5W
 Material: Aluminium / Stainless steel 316L / Glass
 Ambient temperature up to 40°C



Line drawing



Note

Thermally, chemically, mechanically and optically-resistant. Can be walked on and is scratch-resistant. A surface which is almost self-cleaning. Extremely durable, long service life. Open cable end
 Suitable for installation tubes

Recommended accessories Item no.

T-connector box	228726
DN90 Installation spring for wood installation	233795
DN90 Installation tube	233790

Variant Item no.

300lm 3000K CRI>80 24° ■ stainless steel	233672
300lm 3000K CRI>80 60° ■ stainless steel	233676

DASAR® 100 PREMIUM

A - A++



LED INSIDE PERLUCOR®



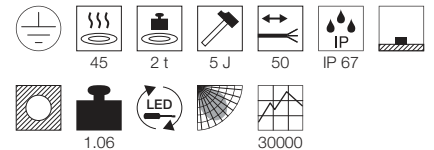
- 5x harder and 100x more scratch resistant than conventional glass
- Housing and panel: Stainless steel 316L
- Straight, sophisticated design for maximum adaptability
- Premium LED

Product available in this colour

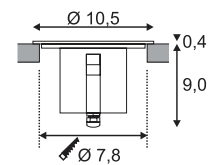


Product details

220-240V ~50/60Hz sec. 400mA
 Total consumption: 5.5W
 Material: Stainless steel 316L / Glass
 Ambient temperature up to 40°C



Line drawing



Note

Thermally, chemically, mechanically and optically-resistant. Can be walked on and is scratch-resistant. A surface which is almost self-cleaning. Extremely durable, long service life. Open cable end
 Suitable for installation tubes

Recommended accessories Item no.

T-connector box	228726
DN90 Installation spring for wood installation	233795
DN90 Installation tube	233790

Variant Item no.

300lm 3000K CRI>80 24° ■ stainless steel	233682
300lm 3000K CRI>80 60° ■ stainless steel	233686

DASAR® 150 PREMIUM

A - A++



LED INSIDE PERLUCOR®



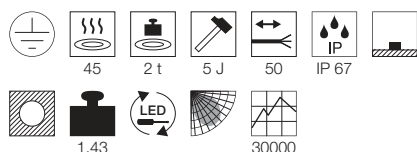
- 5x harder and 100x more scratch resistant than conventional glass
- Panel: Stainless steel 316L
- Straight, sophisticated design for maximum adaptability
- Premium LED

Product available in this colour

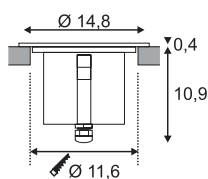


Product details

220-240V ~50/60Hz sec. 620mA
 Total consumption: 17W
 Material: Aluminium / Stainless steel 316L / Glass
 Ambient temperature up to 40°C



Line drawing



Note

Thermally, chemically, mechanically and optically-resistant. Can be walked on and is scratch-resistant. A surface which is almost self-cleaning. Extremely durable, long service life. Open cable end
 Suitable for installation tubes

Recommended accessories Item no.

T-connector box	228726
DN125 Installation spring for wood installation	233796
DN125 Installation tube	233791

Variant Item no.

1200lm 3000K CRI>80 30°	
■ stainless steel	233712
1200lm 3000K CRI>80 60°	
■ stainless steel	233716

DASAR® 150 PREMIUM

A - A++



LED INSIDE PERLUCOR®



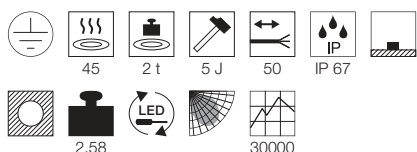
- 5x harder and 100x more scratch resistant than conventional glass
- Housing and panel: Stainless steel 316L
- Straight, sophisticated design for maximum adaptability
- Premium LED

Product available in this colour

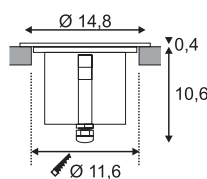


Product details

220-240V ~50/60Hz sec. 620mA
 Total consumption: 17W
 Material: Stainless steel 316L / Glass
 Ambient temperature up to 40°C



Line drawing



Note

Thermally, chemically, mechanically and optically-resistant. Can be walked on and is scratch-resistant. A surface which is almost self-cleaning. Extremely durable, long service life. Open cable end
 Suitable for installation tubes

Recommended accessories Item no.

T-connector box	228726
DN125 Installation spring for wood installation	233796
DN125 Installation tube	233791

Variant Item no.

1200lm 3000K CRI>80 30°	
■ stainless steel	233722
1200lm 3000K CRI>80 60°	
■ stainless steel	233726



233726 + 233796

846



DASAR® 150 PREMIUM

A - A++



LED INSIDE PERLUCOR®



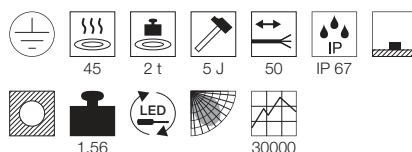
- 5x harder and 100x more scratch resistant than conventional glass
- Panel: Stainless steel 316L
- Straight, sophisticated design for maximum adaptability
- Premium LED

Product available in this colour

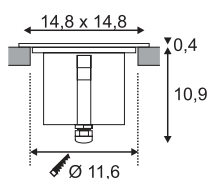


Product details

220-240V ~50/60Hz sec. 620mA
 Total consumption: 17W
 Material: Aluminium / Stainless steel 316L / Glass
 Ambient temperature up to 40°C



Line drawing



Note

Thermally, chemically, mechanically and optically-resistant. Can be walked on and is scratch-resistant. A surface which is almost self-cleaning. Extremely durable, long service life. Open cable end
 Suitable for installation tubes

Recommended accessories Item no.

T-connector box	228726
DN125 Installation spring for wood installation	233796
DN125 Installation tube	233791

Variant	Item no.
1200lm 3000K CRI>80 30° ■ stainless steel	233732
1200lm 3000K CRI>80 60° ■ stainless steel	233736

DASAR® 150 PREMIUM

A - A++



LED INSIDE PERLUCOR®



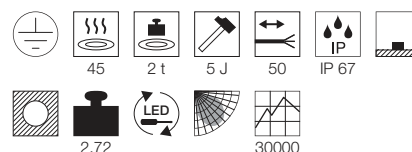
- 5x harder and 100x more scratch resistant than conventional glass
- Housing and panel: Stainless steel 316L
- Straight, sophisticated design for maximum adaptability
- Premium LED

Product available in this colour

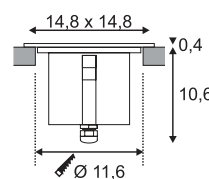


Product details

220-240V ~50/60Hz sec. 620mA
 Total consumption: 17W
 Material: Stainless steel 316L / Glass
 Ambient temperature up to 40°C



Line drawing



Note

Thermally, chemically, mechanically and optically-resistant. Can be walked on and is scratch-resistant. A surface which is almost self-cleaning. Extremely durable, long service life. Open cable end
 Suitable for installation tubes

Recommended accessories Item no.

T-connector box	228726
DN125 Installation spring for wood installation	233796
DN125 Installation tube	233791

Variant	Item no.
1200lm 3000K CRI>80 30° ■ stainless steel	233742
1200lm 3000K CRI>80 60° ■ stainless steel	233746

DASAR® 180 PREMIUM

A - A++



LED INSIDE PERLUCOR®



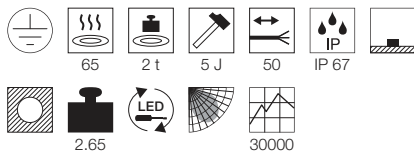
- 5x harder and 100x more scratch resistant than conventional glass
- Panel: Stainless steel 316L
- Straight, sophisticated design for maximum adaptability
- Premium LED

Product available in this colour

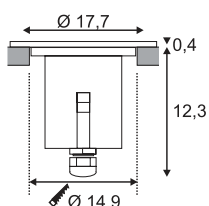


Product details

220-240V ~50/60Hz sec. 750mA
 Total consumption: 32W
 Material: Aluminium / Stainless steel 316L / Glass
 Ambient temperature up to 40°C



Line drawing



Note

Thermally, chemically, mechanically and optically-resistant. Can be walked on and is scratch-resistant. A surface which is almost self-cleaning. Extremely durable, long service life. Open cable end
 Suitable for installation tubes

Recommended accessories Item no.

T-connector box	228726
DN160 Installation spring for wood installation	233797
DN160 Installation tube	233792

Variant Item no.

3000lm 3000K CRI>80 24° ■ Stainless steel	233752
3000lm 3000K CRI>80 38° ■ Stainless steel	233756

DASAR® 180 PREMIUM

A - A++



LED INSIDE PERLUCOR®



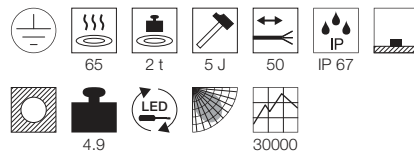
- 5x harder and 100x more scratch resistant than conventional glass
- Housing and panel: Stainless steel 316L
- Straight, sophisticated design for maximum adaptability
- Premium LED

Product available in this colour

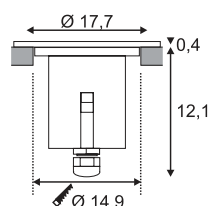


Product details

220-240V ~50/60Hz sec. 750mA
 Total consumption: 32W
 Material: Stainless steel 316L / Glass
 Ambient temperature up to 40°C



Line drawing



Note

Thermally, chemically, mechanically and optically-resistant. Can be walked on and is scratch-resistant. A surface which is almost self-cleaning. Extremely durable, long service life. Open cable end
 Suitable for installation tubes

Recommended accessories Item no.

T-connector box	228726
DN160 Installation spring for wood installation	233797
DN160 Installation tube	233792

Variant Item no.

3000lm 3000K CRI>80 24° ■ Stainless steel	233762
3000lm 3000K CRI>80 38° ■ Stainless steel	233766



233762 848



DASAR® 180 PREMIUM

A - A++



LED INSIDE PERLUCOR®



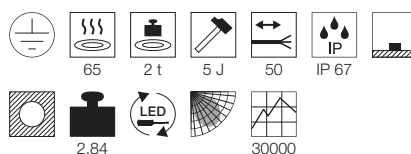
- 5x harder and 100x more scratch resistant than conventional glass
- Panel: Stainless steel 316L
- Straight, sophisticated design for maximum adaptability
- Premium LED

Product available in this colour

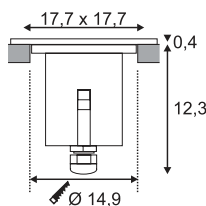


Product details

220-240V ~50/60Hz sec. 750mA
 Total consumption: 32W
 Material: Aluminium / Stainless steel 316L / Glass
 Ambient temperature up to 40°C



Line drawing



Note

Thermally, chemically, mechanically and optically-resistant. Can be walked on and is scratch-resistant. A surface which is almost self-cleaning. Extremely durable, long service life. Open cable end
 Suitable for installation tubes

Recommended accessories Item no.

T-connector box	228726
DN160 Installation spring for wood installation	233797
DN160 Installation tube	233792

Variant Item no.

3000lm 3000K CRI>80 24°	
■ Stainless steel	233772
3000lm 3000K CRI>80 38°	
■ Stainless steel	233776

DASAR® 180 PREMIUM

A - A++



LED INSIDE PERLUCOR®



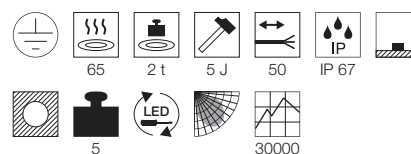
- 5x harder and 100x more scratch resistant than conventional glass
- Housing and panel: Stainless steel 316L
- Straight, sophisticated design for maximum adaptability
- Premium LED

Product available in this colour

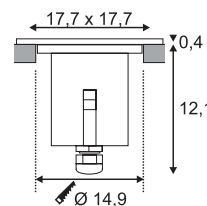


Product details

220-240V ~50/60Hz sec. 750mA
 Total consumption: 32W
 Material: Stainless steel 316L / Glass
 Ambient temperature up to 40°C



Line drawing



Note

Thermally, chemically, mechanically and optically-resistant. Can be walked on and is scratch-resistant. A surface which is almost self-cleaning. Extremely durable, long service life. Open cable end
 Suitable for installation tubes

Recommended accessories Item no.

T-connector box	228726
DN160 Installation spring for wood installation	233797
DN160 Installation tube	233792

Variant Item no.

3000lm 3000K CRI>80 24°	
■ Stainless steel	233782
3000lm 3000K CRI>80 38°	
■ Stainless steel	233786



IN CASE OF EMERGENCY.

Feel safe: With our fireproof solutions for standard-compliant increased fire protection in F90 ceilings. You are well prepared for emergencies with the SLV recessed and surface mounted luminaires for escape routes.






240001 + 240007

854





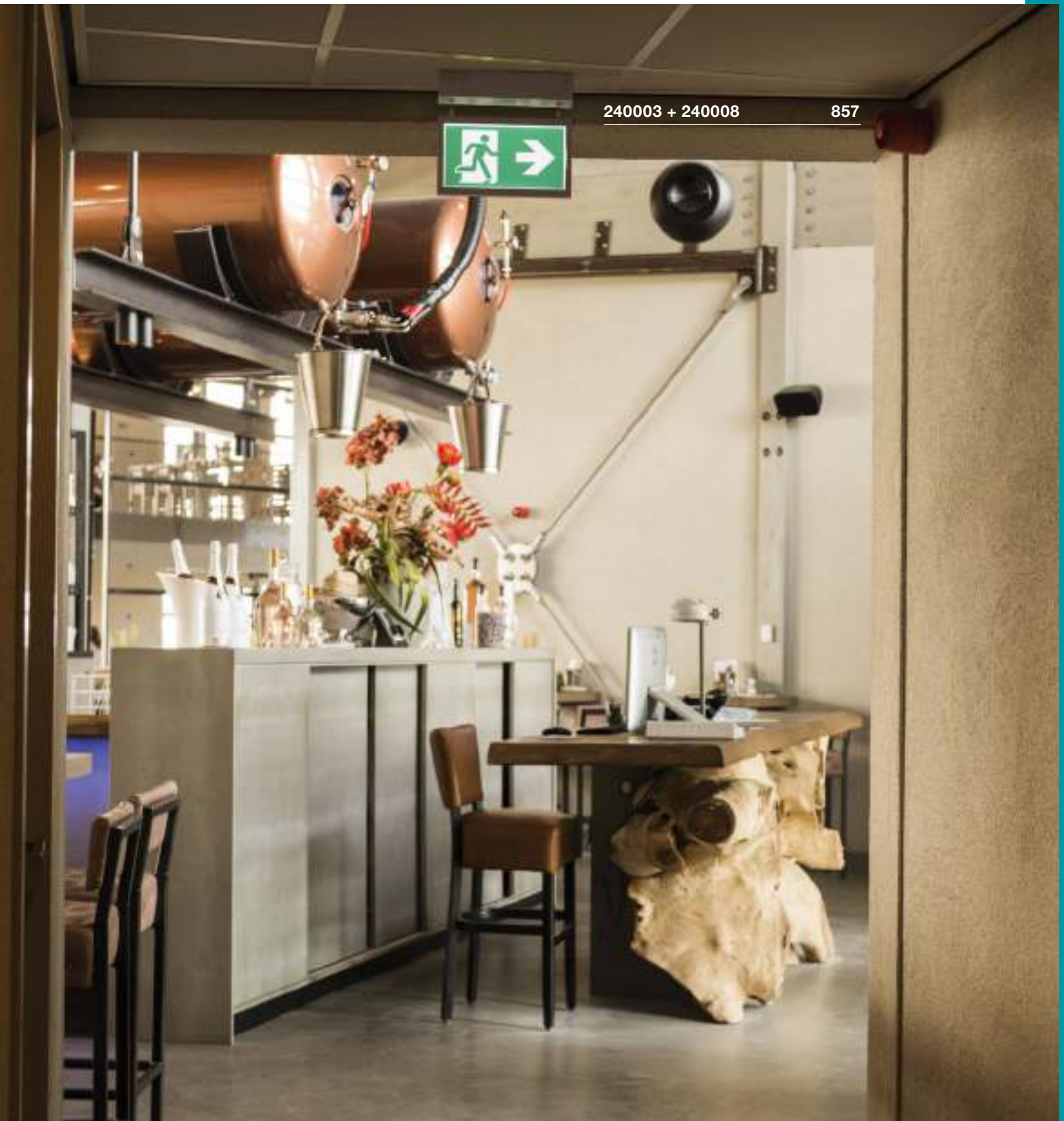
240002 857





240003 + 240008

857



SAFETY SOLUTIONS





P-LIGHT

A - A++



- For safe guidance out of the danger zone

Product available in these colours and variants

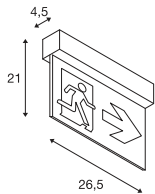


Product details

220-240V ~50Hz
 Total consumption: 3.5W
 Material: ABS/plastic PC



Line drawing



Note

3 piece sign set included (right/left/down).
 Safety luminaire with in-built Ni-MH battery, with automatic self-test.
 Emergency operation time 3 hrs.
 3 escape route films and 1 white film included.
 Detection range **24 m**.
 Luminance > 15cd/m². Operating mode Continuously on/standby switching.

Recommended accessories Item no.

Accumulator **240020**
 Ni-Mh 3.6V/900mAh

Variant	Item no.
32lm 6000K CRI>70 <input type="checkbox"/> white	240000

P-LIGHT

A - A++



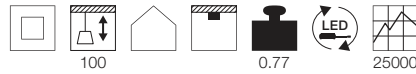
- For safe guidance out of the danger zone

Product available in these colours and variants

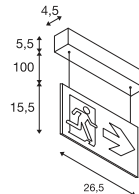


Product details

220-240V ~50Hz
 Total consumption: 3.5W
 Material: ABS/plastic PC



Line drawing



Note

3 piece sign set included (right/left/down).
 Safety luminaire with in-built Ni-MH battery, with automatic self-test.
 Emergency operation time 3 hrs.
 3 escape route films and 1 white film included.
 Detection range **24 m**.
 Luminance > 15cd/m². Operating mode Continuously on/standby switching.

Recommended accessories Item no.

Accumulator **240020**
 Ni-Mh 3.6V/900mAh

Variant	Item no.
32lm 6000K CRI>70 <input type="checkbox"/> white	240001

Pictogram film

PP
 W: 24 cm H: 13.1 cm
 Set of 4 additional plates (left diagonally upwards / left diagonally downwards / right diagonally upwards / right diagonally downwards). 1 pc.



Variant	Item no.
<input checked="" type="checkbox"/> green	240007



240000 854





240002 857





Pictogram film

PP

W: 30 cm H: 16.1 cm

Set of 4 additional plates (left diagonally upwards / left diagonally downwards / right diagonally upwards / right diagonally downwards). 1 pc.



Variant	Item no.
■ green	240008

P-LIGHT

A - A++



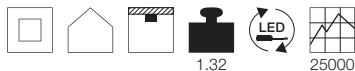
- For safe guidance out of the danger zone

Product available in these colours and variants

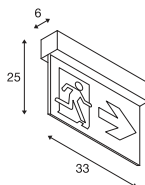


Product details

220-240V ~50/60Hz
Total consumption: 4W
Material: ABS/plastic PC



Line drawing



Note

3 piece sign set included (right/left/down). Safety luminaire with in-built Ni-MH battery, with automatic self-test, detection range **30 m**. Emergency operation time 3 hrs. 3 escape route films and 1 white film included, luminance >15cd/m². Operating modes continuously on/standby switching.

Recommended accessories Item no.

Accumulator **240021**
Ni-Mh 3.6V/1000mAh

Variant Item no.

32lm | 6000K | CRI>70
□ white **240002**

P-LIGHT

A - A++



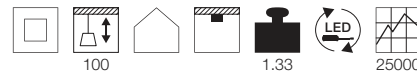
- For safe guidance out of the danger zone

Product available in these colours and variants

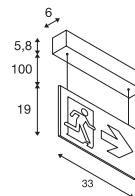


Product details

220-240V ~50/60Hz
Total consumption: 4W
Material: ABS/plastic PC



Line drawing



Note

3 piece sign set included (right/left/down). Safety luminaire with in-built Ni-MH battery, with automatic self-test, detection range **30 m**. Emergency operation time 3 hrs. 3 escape route films and 1 white film included, luminance >15cd/m². Operating modes continuously on/standby switching.

Recommended accessories Item no.

Accumulator **240021**
Ni-Mh 3.6V/1000mAh

Variant Item no.

32lm | 6000K | CRI>70
□ white **240003**



P-LIGHT

A - A++



LED INSIDE

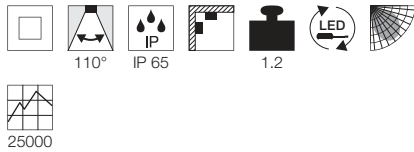
• Your reliable emergency lighting

Product available in these colours and variants

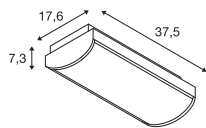


Product details

220-240V ~50Hz
Total consumption: 6.5W
Material: Plastic PC



Line drawing



Note

For use as emergency lighting. Auto test function; Ni-Mh battery 2x3.6V 1.0Ah included; Emergency operation via battery 3 hrs. Can also be used as emergency indication luminaire with the optionally available pictograms. Detection range 30 m.

Recommended accessories Item no.

Accumulator **240022**
Ni-Cad 3.6V/1000mAh

Variant	Item no.
100lm 6000K CRI>70	
<input type="checkbox"/> white	240004

Pictogram film

PP
W: 35.3 cm H: 16.5 cm
Size 3 set of additional signs (left/ right/ below).
1 pc.



Variant	Item no.
<input checked="" type="checkbox"/> green	240009

Pictogram film

PP
W: 35.3 cm H: 16.5 cm
Size 1 set of additional signs (left/ right/ below).
1 pc.



Variant	Item no.
<input checked="" type="checkbox"/> green	240010





P-LIGHT

A - A++



- Your reliable emergency lighting in the usage area

Product available in these colours and variants

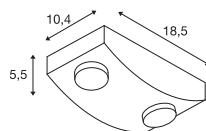


Product details

220-240V ~50/60Hz
Total consumption: 6.5W
Material: ABS/plastic PC



Line drawing



Note

For use as emergency lighting; Auto test function; Ni-Mh battery 2x3.6V 1.5Ah included; Emergency operation via battery 3 hrs.; Beam angle 30°.

Recommended accessories Item no.

Accumulator 240023
Ni-Mh 3.6V/1500mAh

Variant Item no.

220lm | 6000K | CRI>75
white 240005

P-LIGHT

A - A++



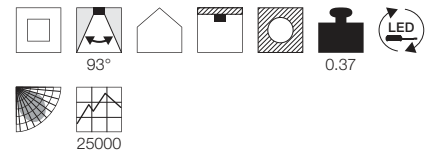
- Invisible integration of your emergency lighting

Product available in these colours and variants

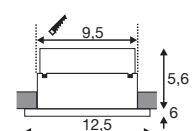


Product details

220-240V ~50Hz
Total consumption: 5W
Material: ABS/plastic PC



Line drawing



Note

For use as emergency lighting; Auto test function; Ni-Mh battery 2x3.6V 1.5Ah included; Emergency operation via battery 3 hrs.; Beam angle 93°. Material thickness, mounting surface: 25 mm max.

Recommended accessories Item no.

Accumulator 240024
Ni-Mh 7.2V/1000mAh

Variant Item no.

120lm | 6000K | CRI>70
white 240006



F-LIGHT

A - A++



- Fire resistant for at least 90 minutes

Product available in this colour

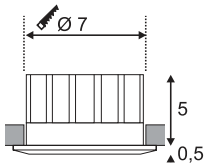


Product details

350mA /6.4W
Material: Aluminium/steel/PMMA



Line drawing



Note

Material thickness, mounting surface: 30 mm max.
Flat / deep panel available as an optional accessory
LED driver excl.

FIRE PROTECTION RECESSED FITTING



Recommended accessories Item no.

LED driver 10W 350mA, dimmable Triac C, L **464140**

Variant	Item no.
690lm 3000K CRI>80 40°	
white	114051
690lm 3000K CRI>80 60°	
white	114061

Deep panel

Steel/glass
Ø: 9.5 cm H: 5 cm
1 pc.



Variant	Item no.
black	114070
white	114071

Flat panel

Aluminium/glass
Ø: 8.5 cm H: 1.5 cm
1 pc.



Variant	Item no.
black	114080
white	114081
chrome	114082



KAMUELA

A - A++



NEW

LED INSIDE



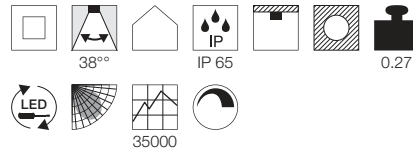
- Fire resistant for at least 90 minutes

Product available in these colours



Product details

220-240V ~50Hz
 Total consumption: 7.8W
 Material: Aluminium
 Product dimensions: Ø: 9 cm H: 10.2 cm
 Installation dimensions:
 Installation Ø: 8 cm D: 10.2 cm
 Dimmable: Triac



Note

Material thickness, mounting surface: 40 mm max.

Recommended accessories Item no.

Valetto Switchbox dimmable 420012

Variant	Item no.
600lm 3000K CRI>80	
■ black	1001011
600lm 3000K CRI>80	
□ white	1001012
600lm 4000K CRI>80	
■ black	1001013
600lm 4000K CRI>80	
□ white	1001014

KAMUELA ECO

A - A++



NEW

LED INSIDE



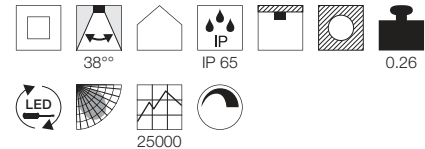
- Fire resistant for at least 90 minutes

Product available in these colours



Product details

220-240V ~50Hz
 Total consumption: 6.5W
 Material: Aluminium / PC
 Product dimensions: Ø: 9 cm H: 7.1 cm
 Installation dimensions:
 Installation Ø: 8 cm D: 7.1 cm
 Dimmable: Triac



Note

Material thickness, mounting surface: 40 mm max.

Recommended accessories Item no.

Valetto Switchbox dimmable 420012

Variant	Item no.
400lm 3000K CRI>80	
■ black	1001015
400lm 3000K CRI>80	
□ white	1001016
400lm 4000K CRI>80	
■ black	1001017
400lm 4000K CRI>80	
□ white	1001018

SLV LED PROFILES. EASY TO CONFIGURE.

TAILOR-MADE PROFILE SOLUTIONS
MADE FROM HIGH-QUALITY ALUMINIUM.

Our large assortment of LED profiles meet your wishes and requirements for your lighting design. Whether you need functional solutions for lighting stairways, foot strips with a lighting effect or individual profile solutions.


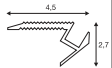


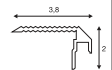


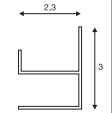


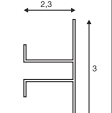


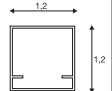


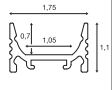


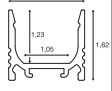


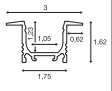


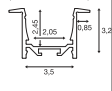


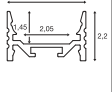


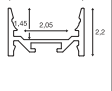


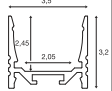


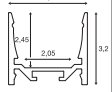



GOOD REASONS.



- Planning individual room scenarios
- Combining SLV LED profiles and matching components
- Easy to order via the SLV web shop
- Precise profile cutting
- Direct delivery of a modular system




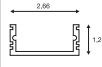


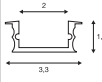


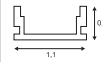


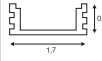


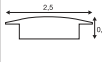


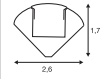

		Page	Recessed	Surface mounted	Pendant	Cut	Beam angle
	GLENOS Stairs profile up	0866		X			
	GLENOS Stairs profile down	0866		X			
	GLENOS LED wall profile	0867		X			
	GLENOS LED wall profile up/down	0868		X			
	KENAI profile	0869		X			
	GRAZIA 10 flat	0870		X			
	GRAZIA 10 standard	0871		X			
	GRAZIA 10 installation	0872	X				
	GRAZIA 20 installation	0873	X				
	GRAZIA 20 flat, grooved	0874		X	X		
	GRAZIA 20 flat, smooth	0875		X	X		
	GRAZIA 20 standard, grooved	0876		X	X		
	GRAZIA 20 standard, smooth	0877		X	X		




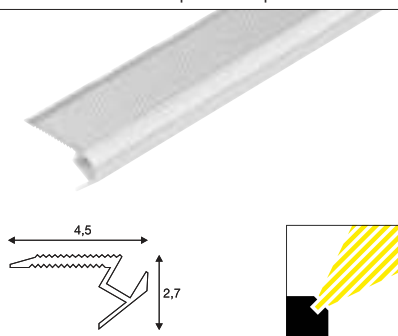
		Page	Recessed	Surface mounted	Pendant	Cut	Beam angle
	GLENOS Professional wall bracket profile	0878		X			
	GLENOS Industrial profile, flat	0879		X	X		
	GLENOS Industrial profile, curved	0880		X	X		
	GLENOS Professional profile 3030	0881		X	X		
	GLENOS Professional profile 4970	0882		X	X		
	GLENOS Professional recessed profile 8832	0883	X				
	GLENOS Professional profile 2020	0884		X			
	GLENOS Professional profile 2609	0885	X	X			





		Page	Recessed	Surface mounted	Pendant	Cut	Beam angle
	GLENOS Linear surface mounted profile 2713	0886		X			
	GLENOS Linear recessed profile 3314	0887	X				
	GLENOS Linear profile 1107	0888		X			
	GLENOS Linear profile 1809	0889		X			
	GLENOS Linear recessed 2508	0890	X				
	GLENOS Corner profile 2720	0891		X			

GLENOS stairs profile up



Colour	Material	Length (cm)	Width (cm)	Height (cm)	Max. width of LED strips (cm)	Surface-mtd inst.	Weight (kg)	Cover	Item no.
Anodised aluminium	Plastic PC/aluminium	100	4.8	2.7	0.98	x	0.59	incl.	213581
Anodised aluminium	Plastic PC/aluminium	200	4.8	2.7	0.98	x	1.18	incl.	213582

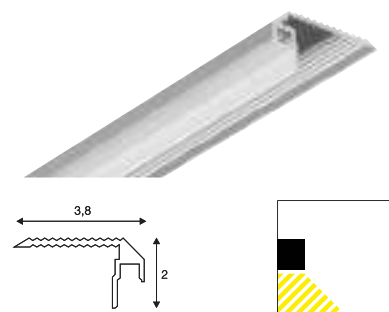


Profile and components

> LED strip and components page 0892
(Selection acc. to specification of max. LED strip width)

> Accessories page 0952
(drivers, controllers etc.)

GLENOS stair tread profile down



Colour	Material	Length (cm)	Width (cm)	Height (cm)	Max. width of LED strips (cm)	Surface-mtd inst.	Weight (kg)	Cover	Item no.
Anodised aluminium	Aluminium	100	3.8	2	0.48	x	0.32	excl.	213591
Anodised aluminium	Aluminium	200	3.8	2	0.48	x	0.64	excl.	213592

Components for Glenos stair tread profile down



Cover

End cap

Variant	Material	Dimensions (cm)	Item no.
<input type="checkbox"/> Cover, frosted	1 pc. Plastic PC	L: 100 B: 0.6 H: 0.4	213594
<input type="checkbox"/> Cover, frosted	1 pc. Plastic PC	L: 200 B: 0.6 H: 0.4	213595
<input checked="" type="checkbox"/> End cap, silver-grey	2 pc. Plastic	L: 3.9 B: 2	213599



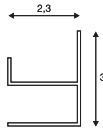
Profile and components

> LED strip and components page 0892
(Selection acc. to specification of max. LED strip width)

> Accessories page 0952
(drivers, controllers etc.)



GLENOS LED wall profile



Colour	Material	Length (cm)	Width (cm)	Height (cm)	Max. width of LED strips (cm)	Surface-mtd inst.	Weight (kg)	Cover	Item no.
Anodised aluminium	Aluminium	200	2.3	3	1.9	x	0.58	-	213312

Components for Glenos LED wall profile



Mounting clip



End cap

Variant	Material	Dimensions (cm)	Item no.
□ Mounting clip, anodised aluminium 3 pc.	Aluminium	L: 4 B: 0.8 H: 1.1	213320
■ End cap, silver-grey 2 pc.	Plastic	W: 2.3 H: 3	213321

Note

Attachment with mounting clip.



Profile and components


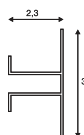


LED strip and components page 0892
(Selection acc. to specification of max. LED strip width)



Accessories page 0952
(drivers, controllers etc.)

GLENOS LED wall profile up/down



Colour	Material	Length (cm)	Width (cm)	Height (cm)	Max. width of LED strips (cm)	Surface-mtd inst.	Weight (kg)	Item no.
Anodised aluminium	Aluminium	200	2.3	4.6	1.9	x	0.73	213352

Components for Glenos LED wall profile up/down



End cap



Mounting clip

Variant	Material	Dimensions (cm)	Item no.
End cap, silver-grey	2 pc. Plastic	L: 0.2 B: 2.3 H: 4.6	213361
Mounting clip	3 pc. Aluminium	L: 4 B: 0.8 H: 1.1	213320

Note

Attachment with mounting clip. Fit with 2 strips for up/down effect.



Profile and components




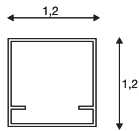
LED strip and components page 0892
(Selection acc. to specification of max. LED strip width)



Accessories page 0952
(drivers, controllers etc.)

KENAI PROFILE

NEW



Colour	Material	Length (cm)	Width (cm)	Height (cm)	Max. width of LED strips (cm)	Surface-mtd inst.	Weight (kg)	Cover	Item no.
Transparent	PMMA	200	1.2	1.2	1.0	x	0.1	incl.	214100
Frosted	PMMA	200	1.2	1.2	1.0	x	0.1	incl.	214101
Opaque	PMMA	200	1.2	1.2	1.0	x	0.1	incl.	214102

Note

Maximum strip wattage 10W/m.



Profile and components

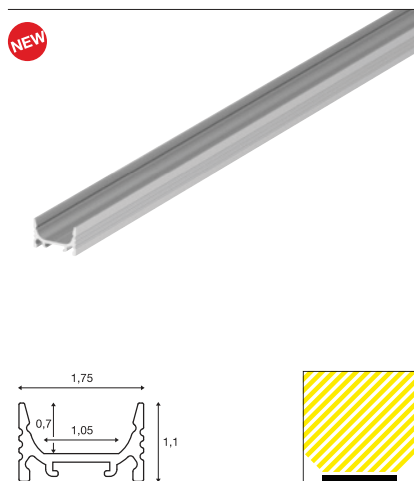


LED strip and components page 0892
(Selection acc. to specification of max. LED strip width)



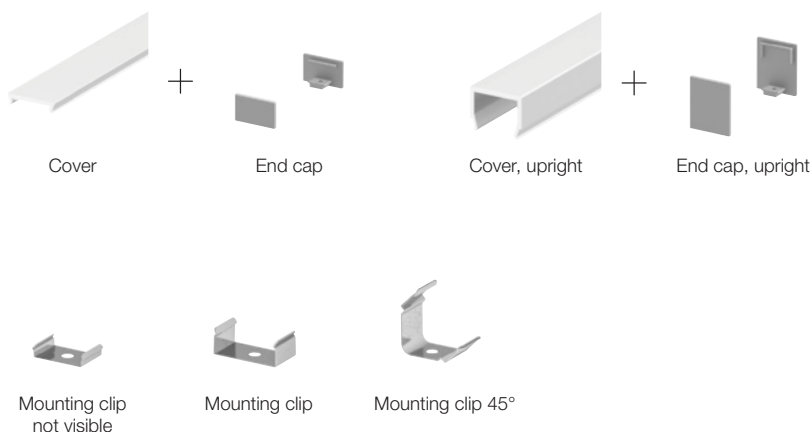
Accessories page 0952
(drivers, controllers etc.)

GRAZIA 10 Flat



Colour	Material	Length (cm)	Width (cm)	Height (cm)	Max. width of LED strips (cm)	Surface-mtd inst.	Weight (kg)	Cover	Item no.
Anodised aluminium	Aluminium	200	1.75	1.1	1.0	x	0.27	excl.	1000460
White	Aluminium	200	1.75	1.1	1.0	x	0.36	excl.	1000461
Black	Aluminium	200	1.75	1.1	1.0	x	0.36	excl.	1000462

Components for Grazia 10 flat



Variant	Material	Dimensions (cm)	Item no.
<input type="checkbox"/> Cover, opaque	Plastic PC	L: 200 B: 1.58 H: 0.4	1000466
<input type="checkbox"/> Cover, clear	Plastic PC	L: 200 B: 1.58 H: 0.4	1000467
<input type="checkbox"/> Cover, opaque	Plastic PMMA	L: 200 B: 1.58 H: 0.4	1000468
<input type="checkbox"/> Cover, frosted	Plastic PMMA	L: 200 B: 1.58 H: 0.4	1000469
<input type="checkbox"/> Cover upright, opaque	Plastic PMMA	L: 200 B: 1.75 H: 1	1000470
<input type="checkbox"/> Cover upright, frosted	Plastic PMMA	L: 200 B: 1.75 H: 1	1000471
<input checked="" type="checkbox"/> End cap, anodised aluminium	2 pc. Aluminium	W: 1.75 H: 1.1 D: 0.55	1000475
<input type="checkbox"/> End cap, white	2 pc. Aluminium	W: 1.75 H: 1.1 D: 0.55	1000476
<input checked="" type="checkbox"/> End cap, black	2 pc. Aluminium	W: 1.75 H: 1.1 D: 0.55	1000477
<input type="checkbox"/> End cap upright, anodised aluminium	2 pc. Aluminium	W: 1.75 H: 2.1 D: 0.55	1000481
<input type="checkbox"/> End cap upright, white	2 pc. Aluminium	W: 1.75 H: 2.1 D: 0.55	1000482
<input checked="" type="checkbox"/> End cap upright, black	2 pc. Aluminium	W: 1.75 H: 2.1 D: 0.55	1000483
<input checked="" type="checkbox"/> Mounting clip, invisible, stainless steel	2 pc. Stainless steel	W: 1.53 H: 0.3 D: 1	1000487
<input checked="" type="checkbox"/> Mounting clip, visible, stainless steel	2 pc. Stainless steel	W: 1.87 H: 0.7 D: 1	1000488
<input checked="" type="checkbox"/> Mounting clip, 45°, stainless steel	3 pc. Stainless steel	W: 1.62 H: 1.62 D: 1	1000489

Note


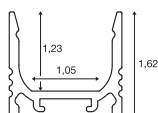

PC = dimensionally stable at high temperatures and impact-resistant PMMA = good light permeability and impact resistance. Flat installation clip for almost invisible installation.

Profile and components >
 LED strip and components page 0892 (Selection acc. to specification of max. LED strip width) >
 Accessories page 0952 (drivers, controllers etc.)



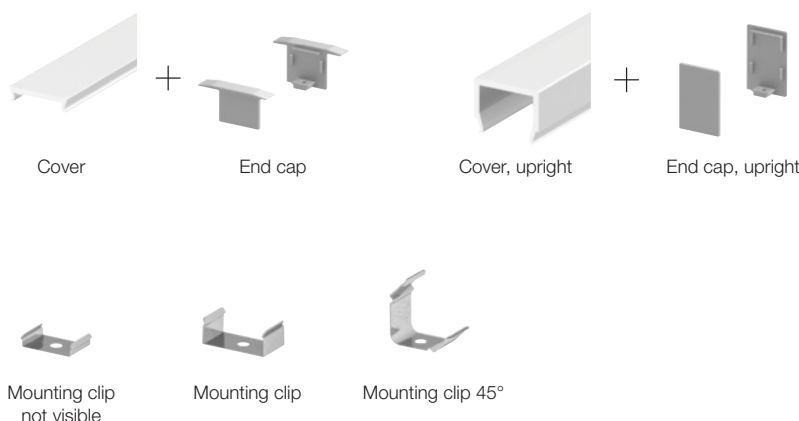
GRAZIA 10 Standard

NEW



Colour	Material	Length (cm)	Width (cm)	Height (cm)	Max. width of LED strips (cm)	Surface-mtd inst.	Weight (kg)	Cover	Item no.
Anodised aluminium	Aluminium	200	1.75	1.62	1.0	x	0.35	excl.	1000463
White	Aluminium	200	1.75	1.62	1.0	x	0.46	excl.	1000464
Black	Aluminium	200	1.75	1.62	1.0	x	0.46	excl.	1000465

Components for Grazia 10 standard



Variant	Material	Dimensions (cm)	Item no.
<input type="checkbox"/> Cover, opaque	Plastic PC	L: 200 B: 1.58 H: 0.4	1000466
<input type="checkbox"/> Cover, clear	Plastic PC	L: 200 B: 1.58 H: 0.4	1000467
<input type="checkbox"/> Cover, opaque	Plastic PMMA	L: 200 B: 1.58 H: 0.4	1000468
<input type="checkbox"/> Cover, frosted	Plastic PMMA	L: 200 B: 1.58 H: 0.4	1000469
<input type="checkbox"/> Cover upright, opaque	Plastic PMMA	L: 200 B: 1.75 H: 1	1000470
<input type="checkbox"/> Cover upright, frosted	Plastic PMMA	L: 200 B: 1.75 H: 1	1000471
<input checked="" type="checkbox"/> End cap, anodised aluminium	2 pc. Aluminium	W: 1.75 H: 1.62 D: 0.55	1000478
<input type="checkbox"/> End cap, white	2 pc. Aluminium	W: 1.75 H: 1.62 D: 0.55	1000479
<input checked="" type="checkbox"/> End cap, black	2 pc. Aluminium	W: 1.75 H: 1.62 D: 0.55	1000480
<input checked="" type="checkbox"/> End cap upright, anodised aluminium	2 pc. Aluminium	W: 1.75 H: 1.62 D: 0.55	1000484
<input type="checkbox"/> End cap upright, white	2 pc. Aluminium	W: 1.75 H: 1.62 D: 0.55	1000485
<input checked="" type="checkbox"/> End cap upright, black	2 pc. Aluminium	W: 1.75 H: 1.62 D: 0.55	1000486
<input checked="" type="checkbox"/> Mounting clip, invisible, stainless steel	2 pc. Stainless steel	W: 1.53 H: 0.3 D: 1	1000487
<input checked="" type="checkbox"/> Mounting clip, visible, stainless steel	2 pc. Stainless steel	W: 1.87 H: 0.7 D: 1	1000488
<input checked="" type="checkbox"/> Mounting clip, 45°, stainless steel	3 pc. Stainless steel	W: 1.62 H: 1.62 D: 1	1000489

Note

PC = dimensionally stable at high temperatures and impact-resistant PMMA = good light permeability and impact resistance.



Profile and components

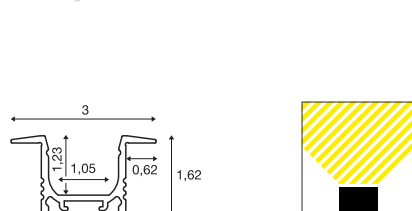



LED strip and components page 0892
(Selection acc. to specification of max. LED strip width)



Accessories page 0952
(drivers, controllers etc.)

GRAZIA 10 Installation



Colour	Material	Length (cm)	Width (cm)	Height (cm)	Max. width of LED strips (cm)	Recessed inst.	Weight (kg)	Cover	Item no.
Anodised aluminium	Aluminium	200	3	1.62	1.0	x	0.42	excl.	1000457
White	Aluminium	200	3	1.62	1.0	x	0.53	excl.	1000458
Black	Aluminium	200	3	1.62	1.0	x	0.53	excl.	1000459

Components for Grazia 10 Installation



Cover



Cover



End caps

Variant	Material	Dimensions (cm)	Item no.
<input type="checkbox"/> Cover, opaque	Plastic PC	L: 200 B: 1.58 H: 0.4	1000466
<input type="checkbox"/> Cover, clear	Plastic PC	L: 200 B: 1.58 H: 0.4	1000467
<input type="checkbox"/> Cover, opaque	Plastic PMMA	L: 200 B: 1.58 H: 0.4	1000468
<input type="checkbox"/> Cover, frosted	Plastic PMMA	L: 200 B: 1.58 H: 0.4	1000469
<input checked="" type="checkbox"/> End cap, anodised aluminium	2 pc. Aluminium	W: 3 H: 1.62 D: 1.1	1000472
<input type="checkbox"/> End cap, white	2 pc. Aluminium	W: 3 H: 1.62 D: 1.1	1000473
<input checked="" type="checkbox"/> End cap, black	2 pc. Aluminium	W: 3 H: 1.62 D: 1.1	1000474

Note

PC = dimensionally stable at high temperatures and impact-resistant PMMA = good light permeability and impact resistance.



Profile and components



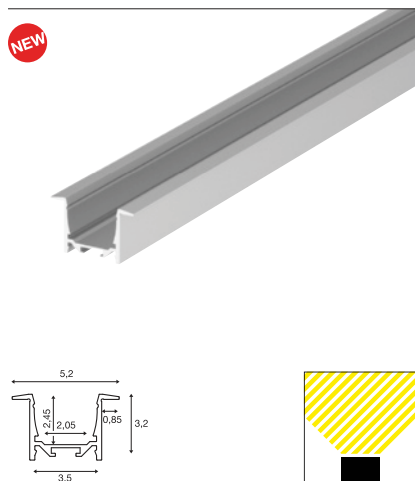
LED strip and components page 0892
(Selection acc. to specification of max. LED strip width)



Accessories page 0952
(drivers, controllers etc.)

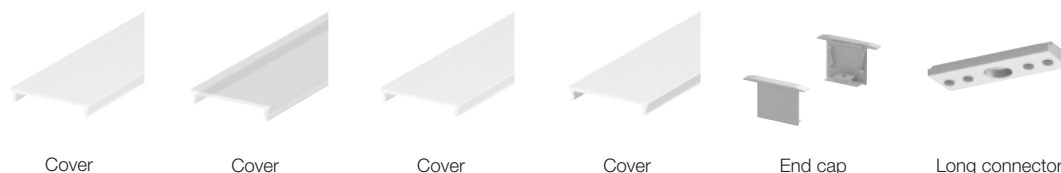


GRAZIA 20 Installation



Colour	Material	Length (cm)	Width (cm)	Height (cm)	Max. width of LED strips (cm)	Recessed inst.	Weight (kg)	Cover	Item no.
Anodised aluminium	Aluminium	100	5.2	3.2	2.0	x	0.76	excl.	1000490
White	Aluminium	100	5.2	3.2	2.0	x	0.78	excl.	1000491
Black	Aluminium	100	5.2	3.2	2.0	x	0.78	excl.	1000492
Anodised aluminium	Aluminium	200	5.2	3.2	2.0	x	1.52	excl.	1000493
White	Aluminium	200	5.2	3.2	2.0	x	1.56	excl.	1000494
Black	Aluminium	200	5.2	3.2	2.0	x	1.56	excl.	1000495
Anodised aluminium	Aluminium	300	5.2	3.2	2.0	x	2.28	excl.	1000496
White	Aluminium	300	5.2	3.2	2.0	x	2.34	excl.	1000497
Black	Aluminium	300	5.2	3.2	2.0	x	2.34	excl.	1000498

Components for Grazia 20 Installation



Variant	Material	Dimensions (cm)	Item no.
<input type="checkbox"/> Cover, frosted	Plastic PC	L: 100 B: 3.2 H: 0.6	1000538
<input type="checkbox"/> Cover, frosted	Plastic PC	L: 200 B: 3.2 H: 0.6	1000539
<input type="checkbox"/> Cover, frosted	Plastic PC	L: 300 B: 3.2 H: 0.6	1000540
<input type="checkbox"/> Cover, clear	Plastic PC	L: 100 B: 3.2 H: 0.6	1000541
<input type="checkbox"/> Cover, clear	Plastic PC	L: 200 B: 3.2 H: 0.6	1000542
<input type="checkbox"/> Cover, clear	Plastic PC	L: 300 B: 3.2 H: 0.6	1000543
<input type="checkbox"/> Cover, frosted	Plastic PMMA	L: 100 B: 3.2 H: 0.6	1000544
<input type="checkbox"/> Cover, frosted	Plastic PMMA	L: 200 B: 3.2 H: 0.6	1000545
<input type="checkbox"/> Cover, frosted	Plastic PMMA	L: 300 B: 3.2 H: 0.6	1000546
<input type="checkbox"/> Cover, opaque	Plastic PMMA	L: 100 B: 3.2 H: 0.6	1000547
<input type="checkbox"/> Cover, opaque	Plastic PMMA	L: 200 B: 3.2 H: 0.6	1000548
<input type="checkbox"/> Cover, opaque	Plastic PMMA	L: 300 B: 3.2 H: 0.6	1000549
<input type="checkbox"/> End cap, anodised aluminium	2 pc. Aluminium	W: 5.2 H: 0.3 D: 1.6	1000556
<input type="checkbox"/> End cap, white	2 pc. Aluminium	W: 5.2 H: 0.3 D: 1.6	1000557
<input type="checkbox"/> End cap, black	2 pc. Aluminium	W: 5.2 H: 0.3 D: 1.6	1000558
<input type="checkbox"/> Long connector, anodised aluminium	2 pc. Aluminium	L: 3.8 B: 1.4 H: 0.4	1000571

Note

PC = dimensionally stable at high temperatures and impact-resistant PMMA = good light permeability and impact resistance.



Profile and components




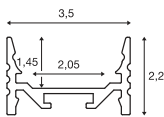

LED strip and components page 0892 (Selection acc. to specification of max. LED strip width)



Accessories page 0952 (drivers, controllers etc.)

GRAZIA 20 flat, grooved

NEW



Colour	Material	Length (cm)	Width (cm)	Height (cm)	Max. width of LED strips (cm)	Surface-mtd inst.	Weight (kg)	Cover	Item no.
Anodised aluminium	Aluminium	100	3.5	2.2	2.0	x	0.49	excl.	1000499
White	Aluminium	100	3.5	2.2	2.0	x	0.51	excl.	1000500
Black	Aluminium	100	3.5	2.2	2.0	x	0.51	excl.	1000501
Anodised aluminium	Aluminium	200	3.5	2.2	2.0	x	0.98	excl.	1000502
White	Aluminium	200	3.5	2.2	2.0	x	1.02	excl.	1000503
Black	Aluminium	200	3.5	2.2	2.0	x	1.02	excl.	1000504
Anodised aluminium	Aluminium	300	3.5	2.2	2.0	x	1.47	excl.	1000505
White	Aluminium	300	3.5	2.2	2.0	x	1.53	excl.	1000506
Black	Aluminium	300	3.5	2.2	2.0	x	1.53	excl.	1000507

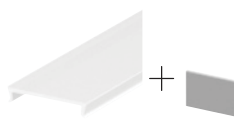
Components for Grazia 20 flat, grooved



Pendant suspension

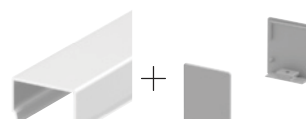


Installation clip, visible



Cover

End cap



Cover, upright

End cap, upright



Long connector

Variant	Material	Dimensions (cm)	Item no.
■ Pendant suspension, stainless steel	2 pc. Stainless steel	L: 200	1000535
■ Mounting clip, invisible, stainless steel	2 pc. Stainless steel	L: 2.82 B: 1.2 H: 1.4	1000536
■ Mounting clip, visible, stainless steel	2 pc. Stainless steel	L: 3.65 B: 6.2 H: 1.5	1000537
□ Cover, frosted	Plastic PC	L: 100 B: 3.2 H: 0.6	1000538
□ Cover, frosted	Plastic PC	L: 200 B: 3.2 H: 0.6	1000539
□ Cover, frosted	Plastic PC	L: 300 B: 3.2 H: 0.6	1000540
□ Cover, clear	Plastic PC	L: 100 B: 3.2 H: 0.6	1000541
□ Cover, clear	Plastic PC	L: 200 B: 3.2 H: 0.6	1000542
□ Cover, clear	Plastic PC	L: 300 B: 3.2 H: 0.6	1000543
□ Cover, frosted	Plastic PMMA	L: 100 B: 3.2 H: 0.6	1000544
□ Cover, frosted	Plastic PMMA	L: 200 B: 3.2 H: 0.6	1000545
□ Cover, frosted	Plastic PMMA	L: 300 B: 3.2 H: 0.6	1000546
□ Cover, opaque	Plastic PMMA	L: 100 B: 3.2 H: 0.6	1000547
□ Cover, opaque	Plastic PMMA	L: 200 B: 3.2 H: 0.6	1000548
□ Cover, opaque	Plastic PMMA	L: 300 B: 3.2 H: 0.6	1000549
□ Cover upright, opaque	Plastic PC	L: 100 B: 3.2 H: 0.6	1000550
□ Cover upright, opaque	Plastic PC	L: 200 B: 3.2 H: 0.6	1000551
□ Cover upright, opaque	Plastic PC	L: 300 B: 3.2 H: 0.6	1000552
□ Cover upright, frosted	Plastic PMMA	L: 100 B: 3.2 H: 0.6	1000553
□ Cover upright, frosted	Plastic PMMA	L: 200 B: 3.2 H: 0.6	1000554
□ Cover upright, frosted	Plastic PMMA	L: 300 B: 3.2 H: 0.6	1000555
■ End caps, anodised aluminium	2 pc. Aluminium	W: 3.5 H: 2.2 D: 1	1000559
□ End caps, white	2 pc. Aluminium	W: 3.5 H: 2.2 D: 1	1000560
■ End caps, black	2 pc. Aluminium	W: 3.5 H: 2.2 D: 1	1000561
■ End caps upright, anodised aluminium	2 pc. Aluminium	W: 3.5 H: 4 D: 1	1000562
□ End caps upright, white	2 pc. Aluminium	W: 3.5 H: 4 D: 1	1000563
■ End caps upright, black	2 pc. Aluminium	W: 3.5 H: 4 D: 1	1000564
■ Long connector, anodised aluminium	2 pc. Aluminium	L: 3.8 B: 1.4 H: 0.4	1000571




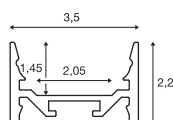

Profile and components

> LED strip and components page 0892
(Selection acc. to specification of max. LED strip width)

> Accessories page 0952
(drivers, controllers etc.)



GRAZIA 20 flat, smooth



Colour	Material	Length (cm)	Width (cm)	Height (cm)	Max. width of LED strips (cm)	Surface-mtd inst.	Weight (kg)	Cover	Item no.
Anodised aluminium	Aluminium	100	3.5	2.2	2.0	x	0.52	excl.	1000526
White	Aluminium	100	3.5	2.2	2.0	x	0.54	excl.	1000527
Black	Aluminium	100	3.5	2.2	2.0	x	0.54	excl.	1000528
Anodised aluminium	Aluminium	200	3.5	2.2	2.0	x	1.04	excl.	1000529
White	Aluminium	200	3.5	2.2	2.0	x	1.08	excl.	1000530
Black	Aluminium	200	3.5	2.2	2.0	x	1.08	excl.	1000531
Anodised aluminium	Aluminium	300	3.5	2.2	2.0	x	1.56	excl.	1000532
White	Aluminium	300	3.5	2.2	2.0	x	1.62	excl.	1000533
Black	Aluminium	300	3.5	2.2	2.0	x	1.62	excl.	1000534

Components for Grazia 20 flat, smooth



Pendant suspension

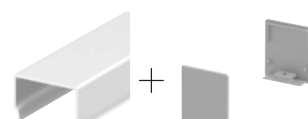


Mounting clip, invisible



Cover

End cap



Cover, upright

End cap, upright



Long connector

Variant	Material	Dimensions (cm)	Item no.
<input checked="" type="checkbox"/> Pendant suspension, stainless steel	2 pc. Stainless steel	L: 200	1000535
<input checked="" type="checkbox"/> Mounting clip, invisible, stainless steel	2 pc. Stainless steel	L: 2.82 B: 1.2 H: 1.4	1000536
<input type="checkbox"/> Cover, frosted	Plastic PC	L: 100 B: 3.2 H: 0.6	1000538
<input type="checkbox"/> Cover, frosted	Plastic PC	L: 200 B: 3.2 H: 0.6	1000539
<input type="checkbox"/> Cover, frosted	Plastic PC	L: 300 B: 3.2 H: 0.6	1000540
<input type="checkbox"/> Cover, clear	Plastic PC	L: 100 B: 3.2 H: 0.6	1000541
<input type="checkbox"/> Cover, clear	Plastic PC	L: 200 B: 3.2 H: 0.6	1000542
<input type="checkbox"/> Cover, clear	Plastic PC	L: 300 B: 3.2 H: 0.6	1000543
<input type="checkbox"/> Cover, frosted	Plastic PMMA	L: 100 B: 3.2 H: 0.6	1000544
<input type="checkbox"/> Cover, frosted	Plastic PMMA	L: 200 B: 3.2 H: 0.6	1000545
<input type="checkbox"/> Cover, frosted	Plastic PMMA	L: 300 B: 3.2 H: 0.6	1000546
<input type="checkbox"/> Cover, opaque	Plastic PMMA	L: 100 B: 3.2 H: 0.6	1000547
<input type="checkbox"/> Cover, opaque	Plastic PMMA	L: 200 B: 3.2 H: 0.6	1000548
<input type="checkbox"/> Cover, opaque	Plastic PMMA	L: 300 B: 3.2 H: 0.6	1000549
<input type="checkbox"/> Cover upright, opaque	Plastic PC	L: 100 B: 3.2 H: 0.6	1000550
<input type="checkbox"/> Cover upright, opaque	Plastic PC	L: 200 B: 3.2 H: 0.6	1000551
<input type="checkbox"/> Cover upright, opaque	Plastic PC	L: 300 B: 3.2 H: 0.6	1000552
<input type="checkbox"/> Cover upright, frosted	Plastic PMMA	L: 100 B: 3.2 H: 0.6	1000553
<input type="checkbox"/> Cover upright, frosted	Plastic PMMA	L: 200 B: 3.2 H: 0.6	1000554
<input type="checkbox"/> Cover upright, frosted	Plastic PMMA	L: 300 B: 3.2 H: 0.6	1000555
<input type="checkbox"/> End caps, anodised aluminium	2 pc. Aluminium	W: 3.5 H: 2.2 D: 1	1000559
<input type="checkbox"/> End caps, white	2 pc. Aluminium	W: 3.5 H: 2.2 D: 1	1000560
<input checked="" type="checkbox"/> End caps, black	2 pc. Aluminium	W: 3.5 H: 2.2 D: 1	1000561
<input type="checkbox"/> End caps upright, anodised aluminium	2 pc. Aluminium	W: 3.5 H: 4 D: 1	1000562
<input type="checkbox"/> End caps upright, white	2 pc. Aluminium	W: 3.5 H: 4 D: 1	1000563
<input checked="" type="checkbox"/> End caps upright, black	2 pc. Aluminium	W: 3.5 H: 4 D: 1	1000564
<input type="checkbox"/> Long connector, anodised aluminium	2 pc. Aluminium	L: 3.8 B: 1.4 H: 0.4	1000571



Profile and components




LED strip and components page 0892 (Selection acc. to specification of max. LED strip width)




Accessories page 0952 (drivers, controllers etc.)

GRAZIA 20 standard, grooved



Colour	Material	Length (cm)	Width (cm)	Height (cm)	Max. width of LED strips (cm)	Surface-mtd inst.	Weight (kg)	Cover	Item no.
Anodised aluminium	Aluminium	100	3.5	3.2	2.0	x	0.8	excl.	1000508
White	Aluminium	100	3.5	3.2	2.0	x	0.82	excl.	1000509
Black	Aluminium	100	3.5	3.2	2.0	x	0.82	excl.	1000510
Anodised aluminium	Aluminium	200	3.5	3.2	2.0	x	1.6	excl.	1000511
White	Aluminium	200	3.5	3.2	2.0	x	1.64	excl.	1000512
Black	Aluminium	200	3.5	3.2	2.0	x	1.64	excl.	1000513
Anodised aluminium	Aluminium	300	3.5	3.2	2.0	x	2.4	excl.	1000514
White	Aluminium	300	3.5	3.2	2.0	x	2.46	excl.	1000515
Black	Aluminium	300	3.5	3.2	2.0	x	2.46	excl.	1000516

Components for Grazia 20 standard, grooved

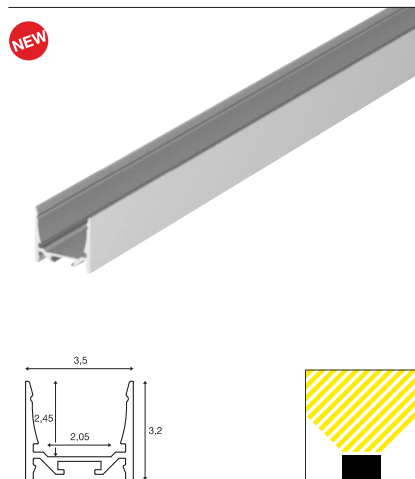


Variant	Material	Dimensions (cm)	Item no.
■ Pendant suspension, stainless steel	2 pc. Stainless steel	L: 200	1000535
■ Mounting clip, invisible, stainless steel	2 pc. Stainless steel	L: 2.82 B: 1.2 H: 1.4	1000536
■ Mounting clip, visible, stainless steel	2 pc. Stainless steel	L: 3.65 B: 6.2 H: 1.5	1000537
□ Cover, frosted	Plastic PC	L: 100 B: 3.2 H: 0.6	1000538
□ Cover, frosted	Plastic PC	L: 200 B: 3.2 H: 0.6	1000539
□ Cover, frosted	Plastic PC	L: 300 B: 3.2 H: 0.6	1000540
□ Cover, clear	Plastic PC	L: 100 B: 3.2 H: 0.6	1000541
□ Cover, clear	Plastic PC	L: 200 B: 3.2 H: 0.6	1000542
□ Cover, clear	Plastic PC	L: 300 B: 3.2 H: 0.6	1000543
□ Cover, frosted	Plastic PMMA	L: 100 B: 3.2 H: 0.6	1000544
□ Cover, frosted	Plastic PMMA	L: 200 B: 3.2 H: 0.6	1000545
□ Cover, frosted	Plastic PMMA	L: 300 B: 3.2 H: 0.6	1000546
□ Cover, opaque	Plastic PMMA	L: 100 B: 3.2 H: 0.6	1000547
□ Cover, opaque	Plastic PMMA	L: 200 B: 3.2 H: 0.6	1000548
□ Cover, opaque	Plastic PMMA	L: 300 B: 3.2 H: 0.6	1000549
□ Cover upright, opaque	Plastic PC	L: 100 B: 3.2 H: 0.6	1000550
□ Cover upright, opaque	Plastic PC	L: 200 B: 3.2 H: 0.6	1000551
□ Cover upright, opaque	Plastic PC	L: 300 B: 3.2 H: 0.6	1000552
□ Cover upright, frosted	Plastic PMMA	L: 100 B: 3.2 H: 0.6	1000553
□ Cover upright, frosted	Plastic PMMA	L: 200 B: 3.2 H: 0.6	1000554
□ Cover upright, frosted	Plastic PMMA	L: 300 B: 3.2 H: 0.6	1000555
■ End caps, anodised aluminium	2 pc. Aluminium	W: 3.5 H: 3.2 D: 1	1000565
□ End caps, white	2 pc. Aluminium	W: 3.5 H: 3.2 D: 1	1000566
■ End caps, black	2 pc. Aluminium	W: 3.5 H: 3.2 D: 1	1000567
■ End caps upright, anodised aluminium	2 pc. Aluminium	W: 3.5 H: 5 D: 1	1000568
□ End caps upright, white	2 pc. Aluminium	W: 3.5 H: 5 D: 1	1000569
■ End caps upright, black	2 pc. Aluminium	W: 3.5 H: 5 D: 1	1000570
■ Long connector, anodised aluminium	2 pc. Aluminium	L: 3.8 B: 1.4 H: 0.4	1000571

Profile and components >
 LED strip and components page 0892 (Selection acc. to specification of max. LED strip width) >
 Accessories page 0952 (drivers, controllers etc.)



GRAZIA 20 standard, smooth



Colour	Material	Length (cm)	Width (cm)	Height (cm)	Max. width of LED strips (cm)	Surface-mtd inst.	Weight (kg)	Cover	Item no.
Anodised aluminium	Aluminium	100	3.5	3.2	2.0	x	0.83	excl.	1000517
White	Aluminium	100	3.5	3.2	2.0	x	0.85	excl.	1000518
Black	Aluminium	100	3.5	3.2	2.0	x	0.85	excl.	1000519
Anodised aluminium	Aluminium	200	3.5	3.2	2.0	x	1.66	excl.	1000520
White	Aluminium	200	3.5	3.2	2.0	x	1.7	excl.	1000521
Black	Aluminium	200	3.5	3.2	2.0	x	1.7	excl.	1000522
Anodised aluminium	Aluminium	300	3.5	3.2	2.0	x	2.49	excl.	1000523
White	Aluminium	300	3.5	3.2	2.0	x	2.55	excl.	1000524
Black	Aluminium	300	3.5	3.2	2.0	x	2.55	excl.	1000525

Components for Grazia 20 standard, smooth



Variant	Material	Dimensions (cm)	Item no.
<input checked="" type="checkbox"/> Pendant suspension, stainless steel	2 pc. Stainless steel	L: 200	1000535
<input checked="" type="checkbox"/> Mounting clip, invisible, stainless steel	2 pc. Stainless steel	L: 2.82 B: 1.2 H: 1.4	1000536
<input type="checkbox"/> Cover, frosted	Plastic PC	L: 100 B: 3.2 H: 0.6	1000538
<input type="checkbox"/> Cover, frosted	Plastic PC	L: 200 B: 3.2 H: 0.6	1000539
<input type="checkbox"/> Cover, frosted	Plastic PC	L: 300 B: 3.2 H: 0.6	1000540
<input type="checkbox"/> Cover, clear	Plastic PC	L: 100 B: 3.2 H: 0.6	1000541
<input type="checkbox"/> Cover, clear	Plastic PC	L: 200 B: 3.2 H: 0.6	1000542
<input type="checkbox"/> Cover, clear	Plastic PC	L: 300 B: 3.2 H: 0.6	1000543
<input type="checkbox"/> Cover, frosted	Plastic PMMA	L: 100 B: 3.2 H: 0.6	1000544
<input type="checkbox"/> Cover, frosted	Plastic PMMA	L: 200 B: 3.2 H: 0.6	1000545
<input type="checkbox"/> Cover, frosted	Plastic PMMA	L: 300 B: 3.2 H: 0.6	1000546
<input type="checkbox"/> Cover, opaque	Plastic PMMA	L: 100 B: 3.2 H: 0.6	1000547
<input type="checkbox"/> Cover, opaque	Plastic PMMA	L: 200 B: 3.2 H: 0.6	1000548
<input type="checkbox"/> Cover, opaque	Plastic PMMA	L: 300 B: 3.2 H: 0.6	1000549
<input type="checkbox"/> Cover upright, opaque	Plastic PC	L: 100 B: 3.2 H: 0.6	1000550
<input type="checkbox"/> Cover upright, opaque	Plastic PC	L: 200 B: 3.2 H: 0.6	1000551
<input type="checkbox"/> Cover upright, opaque	Plastic PC	L: 300 B: 3.2 H: 0.6	1000552
<input type="checkbox"/> Cover upright, frosted	Plastic PMMA	L: 100 B: 3.2 H: 0.6	1000553
<input type="checkbox"/> Cover upright, frosted	Plastic PMMA	L: 200 B: 3.2 H: 0.6	1000554
<input type="checkbox"/> Cover upright, frosted	Plastic PMMA	L: 300 B: 3.2 H: 0.6	1000555
<input type="checkbox"/> End caps, anodised aluminium	2 pc. Aluminium	W: 3.5 H: 3.2 D: 1	1000565
<input type="checkbox"/> End caps, white	2 pc. Aluminium	W: 3.5 H: 3.2 D: 1	1000566
<input checked="" type="checkbox"/> End caps, black	2 pc. Aluminium	W: 3.5 H: 3.2 D: 1	1000567
<input type="checkbox"/> End caps upright, anodised aluminium	2 pc. Aluminium	W: 3.5 H: 5 D: 1	1000568
<input type="checkbox"/> End caps upright, white	2 pc. Aluminium	W: 3.5 H: 5 D: 1	1000569
<input checked="" type="checkbox"/> End caps upright, black	2 pc. Aluminium	W: 3.5 H: 5 D: 1	1000570
<input type="checkbox"/> Long connector, anodised aluminium	2 pc. Aluminium	L: 3.8 B: 1.4 H: 0.4	1000571



Profile and components



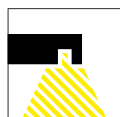
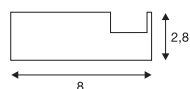
LED strip and components page 0892
(Selection acc. to specification of max. LED strip width)



Accessories page 0952
(drivers, controllers etc.)

GLENOS

Professional wall bracket profile



Colour	Material	Surface-mtd inst.	Length (cm)	Width (cm)	Height (cm)	Weight (kg)	Item no.
Black	Aluminium	x	20	8	2.8	0.25	213660
Matt white	Aluminium	x	20	8	2.8	0.25	213661
Anodised aluminium	Aluminium	x	20	8	2.8	0.25	213664
Matt black	Aluminium	x	100	8	2.8	1.23	213670
Matt white	Aluminium	x	100	8	2.8	1.23	213671
Anodised aluminium	Aluminium	x	100	8	2.8	1.23	213674

Components for Glenos professional wall bracket profile



End cap

Variant	Material	Item no.
■ End cap, matt black	Aluminium	213680
□ End cap, matt white	Aluminium	213681
▨ End cap, anodised aluminium	Aluminium	213684

Note

Max. dimensions ballast: 45 x 23 mm (WxH). Suitable for profiles: 213430/ 213440/ 213431/ 213441/ 213434/ 213444.


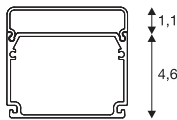


Profile and components

> LED strip and components page 0892
(Selection acc. to specification of max. LED strip width)

> Accessories page 0952
(drivers, controllers etc.)

GLENOS Industrial profile, flat



Colour	Material	Length (cm)	Width (cm)	Height (cm)	Max. width of LED strips (cm)	Surface-mtd inst.	Weight (kg)	Cover	Item no.
Matt black	Aluminium/plastic PC	200	5	4.6	4.0	x	1.7	incl.	214420
Matt white	Aluminium/plastic PC	200	5	4.6	4.0	x	1.7	incl.	214421
Anodised aluminium	Aluminium/plastic PC	200	5	4.6	4.0	x	1.7	incl.	214424

Components for Glenos industrial profile, flat



End cap



reflector



Connector



Suspension set



Mounting clips

Variant	Material	Dimensions (cm)	Item no.
■ End cap, matt black	2 pc. Plastic PC	L: 5.3 B: 4.9 H: 0.6 D: 0.6	214450
□ End cap, matt white	2 pc. Plastic PC	L: 5.3 B: 4.9 H: 0.6 D: 0.6	214451
■ End cap, silver	2 pc. Plastic PC	L: 5.3 B: 4.9 H: 0.6 D: 0.6	214454
■ Reflector, matt black	2 pc. Aluminium	L: 200 B: 7.3 H: 2.9	214470
□ Reflector, matt white	2 pc. Aluminium	L: 200 B: 7.3 H: 2.9	214471
■ Reflector, anodised aluminium	2 pc. Aluminium	L: 200 B: 7.3 H: 2.9	214474
■ Connector, silver	1 pc. Aluminium	L: 8 B: 4.6 H: 2.2	214477
■ Suspension set, silver	1 pc. Steel	L: 300	214478
■ Mounting clips, stainless steel	2 pc. Stainless steel	L: 5 B: 2.5 H: 1.3	214479

Note

Modular system with connector elements, suspension set and reflectors. For professional use, simple installation.



Profile and components


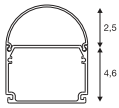


LED strip and components page 0892
(Selection acc. to specification of max. LED strip width)



Accessories page 0952
(drivers, controllers etc.)

GLENOS Industrial profile, curved



Colour	Material	Length (cm)	Width (cm)	Height (cm)	Max. width of LED strips (cm)	Surface-mtd inst.	Weight (kg)	Cover	Item no.
Matt black	Aluminium/plastic PC	200	5	6	4.0	x	1.7	incl.	214430
Matt white	Aluminium/plastic PC	200	5	6	4.0	x	1.7	incl.	214431
Anodised aluminium	Aluminium/plastic PC	200	5	6	4.0	x	1.7	incl.	214434

Components for Glenos industrial profile, curved



End cap



reflector



Connector



Suspension set



Mounting clips

Variant	Material	Dimensions (cm)	Item no.
■ End cap, matt black	2 pc. Plastic PC	W: 5.3 H: 6.3 D: 0.6	214460
□ End cap, matt white	2 pc. Plastic PC	W: 5.3 H: 6.3 D: 0.6	214461
■ End cap, silver	2 pc. Plastic PC	W: 5.3 H: 6.3 D: 0.6	214464
■ Reflector, matt black	2 pc. Aluminium	L: 200 B: 7.3 H: 2.9	214470
□ Reflector, matt white	2 pc. Aluminium	L: 200 B: 7.3 H: 2.9	214471
■ Reflector, anodised aluminium	2 pc. Aluminium	L: 200 B: 7.3 H: 2.9	214474
■ Connector, silver	1 pc. Aluminium	L: 8 B: 4.6 H: 2.2	214477
■ Suspension set, silver	1 pc. Steel	L: 300	214478
■ Mounting clips, stainless steel	2 pc. Stainless steel	L: 5 B: 2.5 H: 1.3	214479

Note

Modular system with connector elements, suspension set and reflectors. For professional use, simple installation.



Profile and components


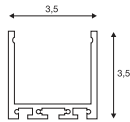


LED strip and components page 0892
(Selection acc. to specification of max. LED strip width)



Accessories page 0952
(drivers, controllers etc.)

GLENOS Professional profile 3030



Colour	Material	Length (cm)	Width (cm)	Height (cm)	Max. width of LED strips (cm)	Surface-mtd inst.	Weight (kg)	Cover	Item no.
Matt black	Aluminium	100	3.5	3.5	3.0	x	0.7	excl.	213610
Matt white	Aluminium	100	3.5	3.5	3.0	x	0.7	excl.	213611
Silver	Aluminium	100	3.5	3.5	3.0	x	0.7	excl.	213614
Matt black	Aluminium	200	3.5	3.5	3.0	x	1.4	excl.	213620
Matt white	Aluminium	200	3.5	3.5	3.0	x	1.4	excl.	213621
Silver	Aluminium	200	3.5	3.5	3.0	x	1.4	excl.	213624
Matt black	Aluminium	300	3.5	3.5	3.0	x	2.1	excl.	213630
Matt white	Aluminium	300	3.5	3.5	3.0	x	2.1	excl.	213631
Silver	Aluminium	300	3.5	3.5	3.0	x	2.1	excl.	213634

Components for Glenos professional profile 3030



Cover

End cap

Suspension set

Variant	Material	Dimensions (cm)	Item no.	
<input type="checkbox"/> Cover, opaque	1 pc. 1 m	Plastic PC	W: 3.3 H: 0.5	213641
<input type="checkbox"/> Cover, opaque	1 pc. 2 m	Plastic PC	W: 3.3 H: 0.5	213642
<input type="checkbox"/> Cover, opaque	1 pc. 3 m	Plastic PC	W: 3.3 H: 0.5	213643
<input checked="" type="checkbox"/> End cap, matt black	2 pc.	Zinc	L: 3.5 B: 3.5 H: 0.2	213650
<input type="checkbox"/> End cap, matt white	2 pc.	Zinc	L: 3.5 B: 3.5 H: 0.2	213651
<input type="checkbox"/> End cap, silver	2 pc.	Zinc	L: 3.5 B: 3.5 H: 0.2	213654
Suspension set	1 pc. 2.5 m	Steel		213488

Note

Can also be used as pendant with suspension set


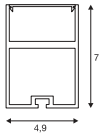


Profile and components

> LED strip and components page 0892
(Selection acc. to specification of max. LED strip width)

> Accessories page 0952
(drivers, controllers etc.)

GLENOS Professional profile 4970



Colour	Material	Length (cm)	Width (cm)	Height (cm)	Max. width of LED strips (cm)	Surface-mtd inst.	Weight (kg)	Cover	Item no.
Matt black	Aluminium/plastic PC	100	4.9	7	3.7	x	1.5	incl.	213460
White	Aluminium/plastic PC	100	4.9	7	3.7	x	1.5	incl.	213461
Anodised aluminium	Aluminium/plastic PC	100	4.9	7	3.7	x	1.5	incl.	213464
Matt black	Aluminium/plastic PC	200	4.9	7	3.7	x	3	incl.	213470
White	Aluminium/plastic PC	200	4.9	7	3.7	x	3	incl.	213471
Anodised aluminium	Aluminium/plastic PC	200	4.9	7	3.7	x	3	incl.	213474

Components for Glenos professional profile 4970



End cap



Suspension set

Variant	Material	Dimensions (cm)	Item no.
<input type="checkbox"/> End cap, matt white	2 pc. Zinc	L: 7 B: 4.9 D: 0.8	213481
<input type="checkbox"/> End cap, silver	2 pc. Zinc	L: 7 B: 4.9 D: 0.8	213484
<input checked="" type="checkbox"/> End cap, matt black	2 pc. Zinc	L: 7 B: 4.9 D: 0.8	213480
Suspension set	1 pc. Steel	L: 250	213488

Note

Can also be used as pendant with suspension set




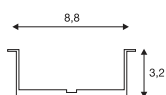
Profile and components

> LED strip and components page 0892
(Selection acc. to specification of max. LED strip width)

> Accessories page 0952
(drivers, controllers etc.)

GLENOS

Professional installation profile 8832



Colour	Material	Length (cm)	Width (cm)	Height (cm)	Max. width of LED strips (cm)	Recessed inst.	Weight (kg)	Cover	Item no.
White/frosted	Aluminium/plastic PC	100	8.8	3.2	2.0	x	1.15	incl.	213501
Anodised aluminium/ Frosted	Aluminium/plastic PC	100	8.8	3.2	2.0	x	1.15	incl.	213504
White/frosted	Aluminium/plastic PC	200	8.8	3.2	2.0	x	2.3	incl.	213511
Anodised aluminium/ Frosted	Aluminium/plastic PC	200	8.8	3.2	2.0	x	2.3	incl.	213514

Components for Glenos professional installation profile 8832



End cap



Mounting bracket

Variant	Material	Dimensions (cm)	Item no.	
<input type="checkbox"/> End cap, white	2 pc.	Zinc	L: 3.2 B: 8.8 H: 1.7	213521
<input type="checkbox"/> End cap, silver	2 pc.	Zinc	L: 3.2 B: 8.8 H: 1.7	213524
<input type="checkbox"/> Mounting bracket	2 pc.	Aluminium	L: 11.2 B: 2 H: 4	213529

Note

For homogeneous lighting we recommend installing two LED strips.



Profile and components


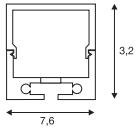


LED strip and components page 0892
(Selection acc. to specification of max. LED strip width)



Accessories page 0952
(drivers, controllers etc.)

GLENOS Professional profile 2020



Colour	Material	Length (cm)	Width (cm)	Height (cm)	Max. width of LED strips (cm)	Surface-mtd inst.	Weight (kg)	Cover	Item no.
Black/opaque	Aluminium/plastic PC	100	2	2	1.6	x	0.28	incl.	213430
White/opaque	Aluminium/plastic PC	100	2	2	1.6	x	0.28	incl.	213431
Anodised aluminium/ Opaque	Aluminium/plastic PC	100	2	2	1.6	x	0.28	incl.	213434
Black/opaque	Aluminium/plastic PC	200	2	2	1.6	x	0.56	incl.	213440
White/opaque	Aluminium/plastic PC	200	2	2	1.6	x	0.56	incl.	213441
Anodised aluminium/ Opaque	Aluminium/plastic PC	200	2	2	1.6	x	0.56	incl.	213444

Components for Glenos professional profile 2020



End cap



Long connector

Variant	Material	Dimensions (cm)	Item no.
■ End cap, black	Zinc	L: 2 B: 0.2 H: 2	213450
□ End cap, white	Zinc	L: 2 B: 0.2 H: 2	213451
▒ End cap, silver	Zinc	L: 2 B: 0.2 H: 2	213454
▨ Long connector, anodised aluminium	Aluminium	L: 20 B: 1.3 H: 0.3	213459


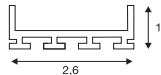


Profile and components

> LED strip and components page 0892
(Selection acc. to specification of max. LED strip width)

> Accessories page 0952
(drivers, controllers etc.)

GLENOS Professional profile 2609



Colour	Material	Length (cm)	Width (cm)	Height (cm)	max. width of LED strips (cm)	Surface-mtd inst.	Recessed inst.	Weight (kg)	Cover	Item no.
Matt black	Aluminium	100	2.6	1	2.1	x	x	0.19	excl.	213700
Matt white	Aluminium	100	2.6	1	2.1	x	x	0.19	excl.	213701
Anodised aluminium	Aluminium	100	2.6	1	2.1	x	x	0.19	excl.	213704
Matt black	Aluminium	200	2.6	1	2.1	x	x	0.38	excl.	213710
Matt white	Aluminium	200	2.6	1	2.1	x	x	0.38	excl.	213711
Anodised aluminium	Aluminium	200	2.6	1	2.1	x	x	0.38	excl.	213714
Matt black	Aluminium	300	2.6	1	2.1	x	x	0.57	excl.	213720
Matt white	Aluminium	300	2.6	1	2.1	x	x	0.57	excl.	213721
Anodised aluminium	Aluminium	300	2.6	1	2.1	x	x	0.57	excl.	213724

Components for Glenos professional profile 2609



Variant	Material	Dimensions (cm)	Item no.	
<input type="checkbox"/> Cover, flat, opaque	1 pc. 1m	Plastic PC	W: 2.3 H: 0.4	213741
<input type="checkbox"/> Cover, flat, opaque	1 pc. 2m	Plastic PC	W: 2.3 H: 0.4	213742
<input type="checkbox"/> Cover, flat, opaque	1 pc. 3m	Plastic PC	W: 2.3 H: 0.4	213743
<input checked="" type="checkbox"/> End cap, flat, matt black	2 pc.	Plastic PP	W: 2.6 H: 1	213770
<input type="checkbox"/> End cap, flat, matt white	2 pc.	Plastic PP	W: 2.6 H: 1	213771
<input type="checkbox"/> End cap, flat, silver	2 pc.	Plastic PP	W: 2.6 H: 1	213774
<input type="checkbox"/> Cover, curved, opaque	1 pc. 1m	Plastic PMMA	W: 2.5 H: 2.1	213751
<input type="checkbox"/> Cover, curved, opaque	1 pc. 2m	Plastic PMMA	W: 2.5 H: 2.1	213752
<input type="checkbox"/> Cover, curved, opaque	1 pc. 3m	Plastic PMMA	W: 2.5 H: 2.1	213753
<input checked="" type="checkbox"/> End cap, curved, matt black	2 pc.	Plastic PP	W: 2.6 H: 2.7	213780
<input type="checkbox"/> End cap, curved, matt white	2 pc.	Plastic PP	W: 2.6 H: 2.7	213781
<input type="checkbox"/> End cap, curved, silver	2 pc.	Plastic PP	W: 2.6 H: 2.7	213784
<input type="checkbox"/> Cover, square, opaque	1 pc. 1m	Plastic PMMA	W: 2.5 H: 2	213761
<input type="checkbox"/> Cover, square, opaque	1 pc. 2m	Plastic PMMA	W: 2.5 H: 2	213762
<input type="checkbox"/> Cover, square, opaque	1 pc. 3m	Plastic PMMA	W: 2.5 H: 2	213763
<input checked="" type="checkbox"/> End cap, square, matt black	2 pc.	Plastic PP	W: 2.6 H: 2.7	213790
<input type="checkbox"/> End cap, square, matt white	2 pc.	Plastic PP	W: 2.6 H: 2.7	213791
<input type="checkbox"/> End cap, square, silver	2 pc.	Plastic PP	W: 2.6 H: 2.7	213794
<input checked="" type="checkbox"/> Spring, stainless steel	3 pc.	Stainless steel	W: 6.8 H: 2.8 D 1.5	213799




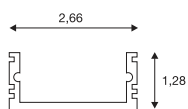

Profile and components

 > LED strip and components page 0892
 (Selection acc. to specification of max. LED strip width)

 > Accessories page 0952
 (drivers, controllers etc.)

GLENOS

Linear surface mounted profile 2713



Colour	Material	Length (cm)	Width (cm)	Height (cm)	Max. width of LED strips (cm)	Surface-mtd inst.	Weight (kg)	Cover	Item no.
Matt black	Aluminium	100	2.7	1.3	2.1	x	0.21	excl.	214320
Matt white	Aluminium	100	2.7	1.3	2.1	x	0.21	excl.	214321
Anodised aluminium	Aluminium	100	2.7	1.3	2.1	x	0.21	excl.	214324
Matt black	Aluminium	200	2.7	1.3	2.1	x	0.43	excl.	214330
Matt white	Aluminium	200	2.7	1.3	2.1	x	0.43	excl.	214331
Anodised aluminium	Aluminium	200	2.7	1.3	2.1	x	0.43	excl.	214334

Components for Glenos linear surface mounted profile 2713



Variant	Material	Dimensions (cm)	Item no.
<input type="checkbox"/> PMMA cover, transparent		1 pc. 1 m L: 100 B: 2.4 H: 0.6	214340
<input type="checkbox"/> PMMA cover, frosted		1 pc. 1 m L: 100 B: 2.4 H: 0.6	214341
<input type="checkbox"/> PMMA cover, opaque		1 pc. 1 m L: 100 B: 2.4 H: 0.6	214342
<input type="checkbox"/> PMMA cover, transparent		1 pc. 2 m L: 200 B: 2.4 H: 0.6	214350
<input type="checkbox"/> PMMA cover, frosted		1 pc. 2 m L: 200 B: 2.4 H: 0.6	214351
<input type="checkbox"/> PMMA cover, opaque		1 pc. 2 m L: 200 B: 2.4 H: 0.6	214352
<input checked="" type="checkbox"/> End cap, matt black	Aluminium	1 pc. L: 2.7 B: 1.6 H: 0.1	214380
<input type="checkbox"/> End cap, matt white	Aluminium	1 pc. L: 2.7 B: 1.6 H: 0.1	214381
<input type="checkbox"/> End cap, anodised aluminium	Aluminium	1 pc. L: 2.7 B: 1.6 H: 0.1	214384


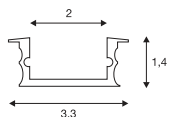



Profile and components

LED strip and components page 0892
(Selection acc. to specification of max. LED strip width)Accessories page 0952
(drivers, controllers etc.)

GLENOS

Linear recessed profile 3314



Colour	Material	Length (cm)	Width (cm)	Height (cm)	Max. width of LED strips (cm)	Recessed inst.	Weight (kg)	Cover	Item no.
Matt white	Aluminium	100	3.3	1.4	2.1	x	0.24	excl.	214391
Anodised aluminium	Aluminium	100	3.3	1.4	2.1	x	0.24	excl.	214394
Matt white	Aluminium	200	3.3	1.4	2.1	x	0.48	excl.	214401
Anodised aluminium	Aluminium	200	3.3	1.4	2.1	x	0.48	excl.	214404

Components for Glenos linear recessed profile 3314



Cover, transparent



Cover, frosted



Cover, opaque



End cap

Variant	Material	Dimensions (cm)	Item no.
<input type="checkbox"/> Cover, transparent	1 pc. PMMA	L: 100 B: 2.4 H: 0.6	214340
<input type="checkbox"/> Cover, transparent	1 pc. PMMA	L: 200 B: 2.4 H: 0.6	214350
<input type="checkbox"/> Cover, frosted	1 pc. PMMA	L: 100 B: 2.4 H: 0.6	214341
<input type="checkbox"/> Cover, frosted	1 pc. PMMA	L: 200 B: 2.4 H: 0.6	214351
<input type="checkbox"/> Cover, opaque	1 pc. PMMA	L: 100 B: 2.4 H: 0.6	214342
<input type="checkbox"/> Cover, opaque	1 pc. PMMA	L: 200 B: 2.4 H: 0.6	214352
<input type="checkbox"/> End cap, matt white	2 pc. Aluminium	L: 3.3 B: 1.6 H: 0.1	214411
<input type="checkbox"/> End cap, aluminium	2 pc. Aluminium	L: 3.3 B: 1.6 H: 0.1	214414



Profile and components



LED strip and components page 0892
(Selection acc. to specification of max. LED strip width)



Accessories page 0952
(drivers, controllers etc.)

GLENOS Linear profile 1107



Colour	Material	Length (cm)	Width (cm)	Height (cm)	Max. width of LED strips (cm)	Surface-mntd inst.	Weight (kg)	Cover	Item no.
Matt black	Aluminium	100	1.1	0.6	0.76	x	0.07	excl.	213940
Matt white	Aluminium	100	1.1	0.6	0.76	x	0.07	excl.	213941
Anodised aluminium	Aluminium	100	1.1	0.6	0.76	x	0.07	excl.	213944
Matt black	Aluminium	200	1.1	0.6	0.76	x	0.14	excl.	213950
Matt white	Aluminium	200	1.1	0.6	0.76	x	0.14	excl.	213951
Anodised aluminium	Aluminium	200	1.1	0.6	0.76	x	0.14	excl.	213954

Components for Glenos linear profile 1107



Cover

End cap

Variant	Material	Dimensions (cm)	Item no.
<input type="checkbox"/> Cover, opaque	1 Pc. Plastic PC	L: 100 B: 1 H: 0.2	213961
<input type="checkbox"/> Cover, opaque	1 Pc. Plastic PC	L: 200 B: 1 H: 0.2	213962
<input checked="" type="checkbox"/> End cap, matt black	2 pc. Plastic	W: 1.1 H: 0.6	213970
<input type="checkbox"/> End cap, matt white	2 pc. Plastic	W: 1.1 H: 0.6	213971
<input type="checkbox"/> End cap, silver-grey	2 pc. Plastic	W: 1.1 H: 0.6	213974




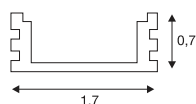
Profile and components

> LED strip and components page 0892
(Selection acc. to specification of max. LED strip width)

> Accessories page 0952
(drivers, controllers etc.)



GLENOS Linear profile 1809



Colour	Material	Length (cm)	Width (cm)	Height (cm)	Max. width of LED strips (cm)	Surface-mtd inst.	Weight (kg)	Cover	Item no.
Matt black	Aluminium	100	1.7	0.7	1.2	x	0.13	excl.	213800
Matt white	Aluminium	100	1.7	0.7	1.2	x	0.13	excl.	213801
Anodised aluminium	Aluminium	100	1.7	0.7	1.2	x	0.13	excl.	213804
Matt black	Aluminium	200	1.7	0.7	1.2	x	0.26	excl.	213810
Matt white	Aluminium	200	1.7	0.7	1.2	x	0.26	excl.	213811
Anodised aluminium	Aluminium	200	1.7	0.7	1.2	x	0.26	excl.	213814

Components for Glenos linear profile 1809



End cap



90° connector



Mounting clip



Cover

Variant	Material	Dimensions (cm)	Item no.
■ End cap, matt black	2 pc. Plastic	W: 1.7 H: 0.8	213830
□ End cap, matt white	2 pc. Plastic	W: 1.7 H: 0.8	213831
■ End cap, silver-grey	2 pc. Plastic	W: 1.7 H: 0.8	213834
■ 90° connector, matt black	1 pc. Plastic	L: 4.1 B: 2 H: 0.7	213840
□ 90° connector, matt white	1 pc. Plastic	L: 4.1 B: 2 H: 0.7	213841
■ 90° connector, silver	1 pc. Plastic	L: 4.1 B: 2 H: 0.7	213844
■ Mounting clip, stainless steel	2 pc. Stainless steel	L: 1.8 B: 1 H: 0.8	213849
□ Cover, opaque	1 pc. Plastic PC	L: 100 B: 1.5 H: 0.5	213821
□ Cover, opaque	1 pc. Plastic PC	L: 200 B: 1.5 H: 0.5	213822



Profile and components


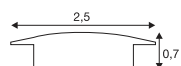


LED strip and components page 0892
(Selection acc. to specification of max. LED strip width)



Accessories page 0952
(drivers, controllers etc.)

GLENOS
Linear recessed profile 2508



Colour	Material	Length (cm)	Width (cm)	Height (cm)	Max. width of LED strips (cm)	Recessed inst.	Weight (kg)	Cover	Item no.
Anodised aluminium	Aluminium	100	2.5	0.7	1.2	x	0.29	excl.	213861
Anodised aluminium	Aluminium	200	2.5	0.7	1.2	x	0.58	excl.	213862

Components for Glenos linear recessed profile 2508



Cover



End cap

Variant	Material	Dimensions (cm)	Item no.	
<input type="checkbox"/> Cover, opaque	1 pc.	Plastic PC	L: 100 B: 1.5 H: 0.5	213821
<input type="checkbox"/> Cover, opaque	1 pc.	Plastic PC	L: 200 B: 1.5 H: 0.5	213822
<input checked="" type="checkbox"/> End cap, silver-grey	2 pc.	Plastic	L: 2.4 B: 0.5 H: 0.8	213874


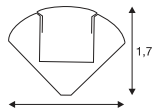


Profile and components

> LED strip and components page 0892
(Selection acc. to specification of max. LED strip width)

> Accessories page 0952
(drivers, controllers etc.)

GLENOS Corner profile 2720



Colour	Material	Length (cm)	Width (cm)	Height (cm)	Max. width of LED strips (cm)	Surface-mtd inst.	Weight (kg)	Cover	Item no.
Matt white	Aluminium	100	2.6	1.7	1.0	x	0.27	excl.	213901
Anodised aluminium	Aluminium	100	2.6	1.7	1.0	x	0.27	excl.	213904
Matt white	Aluminium	200	2.6	1.7	1.0	x	0.54	excl.	213911
Anodised aluminium	Aluminium	200	2.6	1.7	1.0	x	0.54	excl.	213914

Components for Glenos corner profile 2720



Cover



End cap

Mounting clip,
stainless steel

Variant	Material	Dimensions (cm)	Item no.	
<input type="checkbox"/> Cover, opaque	1 pc. 1 m	Plastic PC	W: 1.5 H: 0.5	213821
<input type="checkbox"/> Cover, opaque	1 pc. 2 m	Plastic PC	W: 1.5 H: 0.5	213822
<input type="checkbox"/> End cap, matt white	2 pc.	Plastic	W: 2.6 H: 1.8	213931
<input type="checkbox"/> End cap, silver	2 pc.	Plastic	W: 2.6 H: 1.8	213934
<input type="checkbox"/> Mounting clip, stainless steel	2 pc.	Stainless steel	L: 2.4 B: 2.1 H: 2	213939




Profile and components

LED strip and components page 0892
(Selection acc. to specification of max. LED strip width)Accessories page 0952
(drivers, controllers etc.)

IMPRESSIVE LINE-UP.

LED STRIPS AND LIGHT BARS
FOR A SPECIAL ATMOSPHERE.


Want to introduce a bit of variety? LED strip lights and light bars are modern and extraordinary design elements giving rooms a special atmosphere. The elongated luminaires with many different colours make a good impression as orientation aids.







LED STRIPS – RGB



Width: 1.5 cm
Bend radius: 1.3 cm
48 LEDs per m | RGB

Width: 1.2 cm
Bend radius: 1.3 cm
0903 60 LEDs per m | RGBW





Width: 1 cm
Bend radius: 1.3 cm
0904 60 LEDs per m | RGB 0914







LED STRIPS – SINGLE COLOUR

			
Width: 1.0 cm Bend radius: 3.8 cm 240 LEDs per m 2700K – 6500K 0896	Width: 1.0 cm Bend radius: 1.3 cm 60 LEDs per m 0897	Width: 0.8 cm Bend radius: 1.3 cm 60 LEDs per m 0898	Width: 1.0 cm Bend radius: 1.3 cm 120 LEDs per m 0899

			
Width: 0.48 cm Bend radius: 1.3 cm 60 LEDs per m 0900	Width: 1.0 cm Bend radius: 1.3 cm 60 LEDs per m 0901	Width: 1.0 cm Bend radius: 1.3 cm 60 LEDs per m 0902	Width: 0.6 cm Bend radius: <90° 60 LEDs/ 385lm per m 0905

			
Width: 0.8 cm Bend radius: <90° 60 LEDs/ 900lm per m 0906	Width: 3.5 cm Bend radius: 1.3 cm 180 LEDs/ 3700lm per m 0907	Width: 0.48 cm Bend radius: 3.8 cm 120 LEDs per m 0908	Width: 0.8 cm Bend radius: 3.8 cm 120 LEDs per m 0909

			
Width: 1.0 cm Bend radius: 3.8 cm 120 LEDs per m 0910	Width: 1.0 cm Bend radius: 3.8 cm 180 LEDs per m 0911	Width: 1.0 cm Bend radius: 3.8 cm 120 LEDs/ 1600lm per m 0912	Width: 2.0 cm Bend radius: 3.8 cm 240 LEDs/ 1600lm per m 0913

IP FLEXLED ROLL

	
Width: 1.3 cm IP55 Bend radius: 3.75 cm 60 LEDs per m 0915	Width: 1.8 cm IP55 Bend radius: 3.8 cm 48 LEDs per m RGB 0916

LIGHT BAR

		
Extendable without tools. 0917	Extendable without tools. Plug-in system. 0918	Extendable without tools. Plug-in system. RGB 0919

KELVIN CONTROL STRIP, 24V




- For the Kelvin Control System
- **Width: 1.0 cm**
- Bend radius: 3.8 cm
- **240 LEDs per m | 2700K- 6500K**



If required, we will manufacture a feed-in cable to the LED strip for you with a length of 2 m.

Light colour, Kelvin	Length (cm)	Width (cm)	Height (cm)	Colour consistency	Luminous flux Lumen	Colour rend. index (CRI)	Output Wattage	LEDs/Strip	Separability (cm)	Min. bending rad. (cm)	Connection	Energy efficiency index (EEI)	Item no.
2700 - 6500	100	1	0.2	3SDCM	627 - 1307	>80	6 - 12	240	5	3.8		A+	552861
2700 - 6500	100	1	0.2	3SDCM	1174 - 2410	>80	12.5 - 25	240	5	3.8		A+	552881
2700 - 6500	300	1	0.2	3SDCM	1881 - 3921	>80	18 - 36	720	5	3.8		A+	552863
2700 - 6500	300	1	0.2	3SDCM	3522 - 7230	>80	37.5 - 75	720	5	3.8		A	552883

Components for KELVIN CONTROL STRIP, 24V



Wall panel



Master controller with remote control



Slave controller



Remote control

Variant	Material	Dimensions (cm)	Item no.
<input type="checkbox"/> KELVIN CONTROL wall panel	1 pc. Plastic PC	W: 8.6 H: 8.6 D: 5	470680
<input type="checkbox"/> KELVIN CONTROL master controller with remote control	1 pc. Plastic PC	L: 8.6 W: 2.1 H: 0.9	470681
<input type="checkbox"/> KELVIN CONTROL slave controller	1 pc. Plastic PC	L: 8.6 W: 2.1 H: 0.9	470682
<input type="checkbox"/> KELVIN CONTROL remote control	1 pc. Plastic PC	L: 11.4 B: 5.6 H: 2.4	470683

Note

KELVIN CONTROL wall panel only in combination with 470682. Backed with adhesive tape. For lengths in excess of 5 m, a new feed-in must be made.



LED strip and components


> Accessories page 0952 (drivers, controllers etc.)

> Profile and components page 0862 (selection according to LED strip width)

FLEXLED ROLL SELECT, 24V



- Width: 1.0 cm
- Bend radius: 1.3 cm
- 60 LEDs per m



If required, we will manufacture a feed-in cable to the LED strip for you with a length of 2 m.

Light colour, Kelvin	Length (cm)	Width (cm)	Height (cm)	Colour consistency	Luminous flux Lumen	Colour rend. index (CRI)	Output Wattage	LEDs/Strip	LED spacing (cm)	Separability (cm)	Min. bending rad. (cm)	Energy efficiency index (EEI)	Item no.
2700	100	1	0.2	3SDCM	925	>80	10	60	1.7	10	1.3	A+	552432
2700	300	1	0.2	3SDCM	2775	>80	30	180	1.7	10	1.3	A+	552442
3000	100	1	0.2	3SDCM	1000	>80	10	60	1.7	10	1.3	A+	552433
3000	300	1	0.2	3SDCM	3000	>80	30	180	1.7	10	1.3	A+	552443
5000	100	1	0.2	3SDCM	1200	>80	10	60	1.7	10	1.3	A++	552435
5000	300	1	0.2	3SDCM	3600	>80	30	180	1.7	10	1.3	A+	552445

Components for FLEXED Roll Select, 24V



Connector



Feed-in



Direct connector



90° solder corners

Variant	Material	Dimensions (cm)	Item no.	
<input type="checkbox"/> Connector	10A max. 1 pc.	Plastic PC, adhesive tape at rear	L: 2.7 B: 1.4 H: 1.1	550560
<input type="checkbox"/> Feed-in	2A max. 1 pc.		L: 30	550413
<input type="checkbox"/> Direct connector	2A max. 2 pcs.		L: 1.4 B: 1.6 H: 0.4	550416
<input type="checkbox"/> 90° solder corners	2A max. 1 pc.		L: 5 B: 0.8	550570

Note

To obtain constant light output over long lengths, the strips should be powered at both ends. Backed with adhesive tape. For lengths in excess of 5 m, a new feed-in must be made. Temp. max. 40°C.



LED strip and components

> Accessories page 0952
(drivers, controllers etc.)

> Profile and components page 0862
(selection according to LED strip width)

FLEXLED ROLL SELECT, 24V



- Width: 0.8 cm
- Bend radius: 1.3 cm
- 60 LEDs per m

If required, we will manufacture a feed-in cable to the LED strip for you with a length of 2 m.



Light colour, Kelvin	Length (cm)	Width (cm)	Height (cm)	Colour consistency	Luminous flux Lumen	Colour rend. index (CRI)	Output Wattage	LEDs/Strip	LED spacing (cm)	Separability (cm)	Min. bending rad. (cm)	Energy efficiency index (EEI)	Item no.
2700	100	0.8	0.1	3SDCM	500	>80	5	60	1.7	10	1.3	A++	552402
2700	300	0.8	0.1	3SDCM	1500	>80	15	180	1.7	10	1.3	A+	552412
2700	500	0.8	0.1	3SDCM	2500	>80	25	300	1.7	10	1.3	A+	552422
3000	100	0.8	0.1	3SDCM	510	>80	5	60	1.7	10	1.3	A++	552403
3000	300	0.8	0.1	3SDCM	1530	>80	15	180	1.7	10	1.3	A+	552413
3000	500	0.8	0.1	3SDCM	2550	>80	25	300	1.7	10	1.3	A+	552423
5000	100	0.8	0.1	3SDCM	570	>80	5	60	1.7	10	1.3	A++	552405
5000	300	0.8	0.1	3SDCM	1710	>80	15	180	1.7	10	1.3	A+	552415
5000	500	0.8	0.1	3SDCM	2850	>80	25	300	1.7	10	1.3	A+	552425

Components for FLEXED Roll Select, 24V



Connector



Feed-in



Direct connector



90° solder corners

Variant	Material	Dimensions (cm)	Item no.	
<input type="checkbox"/> Connector	10A max. 1 pc.	Plastic PC, adhesive tape at rear	L: 2.7 B: 1.4 H: 1.1	550560
<input type="checkbox"/> Feed-in	2A max. 1 pc.		L: 50 from length of 5 m.	550412
<input type="checkbox"/> Direct connector	2A max. 2 pcs.		L: 1.4 B: 1.4 H: 0.4	550415
<input type="checkbox"/> 90° solder corners	2A max. 2 pcs.		L: 8 B: 0.8	550571

Note

To obtain constant light output over long lengths, the strips should be powered at both ends. Backed with adhesive tape. For lengths in excess of 5 m, a new feed-in must be made. Temp. max. 40°C.



LED strip and components

> Accessories page 0952 (drivers, controllers etc.)

> Profile and components page 0862 (selection according to LED strip width)

FLEXSTRIP LED HIGH LUMEN, 24V



- Width: 1.0 cm
- Bend radius: 1.3 cm
- 120 LEDs per m

If required, we will manufacture a feed-in cable to the LED strip for you with a length of 2 m.



Light colour, Kelvin	Length (cm)	Width (cm)	Height (cm)	Colour consistency	Luminous flux Lumen	Colour rend. index (CRI)	Output Wattage	LEDs/Strip	LED spacing (cm)	Separability (cm)	Min. bending rad. (cm)	Energy efficiency index (EEI)	Item no.
2700	100	1	0.1	3SDCM	1900	>80	21	120	0.8	5	1.3	A+	552472
2700	200	1	0.1	3SDCM	3800	>80	42	240	0.8	5	1.3	A	552482
3000	100	1	0.1	3SDCM	1940	>80	21	120	0.8	5	1.3	A+	552473
3000	200	1	0.1	3SDCM	3880	>80	42	240	0.8	5	1.3	A	552483
5000	100	1	0.1	3SDCM	2150	>80	21	120	0.8	5	1.3	A+	552475
5000	200	1	0.1	3SDCM	4300	>80	42	240	0.8	5	1.3	A+	552485

Components for FLEXSTRIP LED High Lumen, 24V



Connector



Feed-in



Direct connector



90° solder corners

Variant	Material	Dimensions (cm)	Item no.	
<input type="checkbox"/> Connector	10A max. 1 pc.	Plastic PC, adhesive tape at rear	L: 2.7 B: 1.4 H: 1.1	550560
<input type="checkbox"/> Feed-in	2A max. 1 pc.		L: 30	550413
<input type="checkbox"/> Direct connector	2A max. 2 pcs.		L: 1.4 B: 1.6 H: 0.4	550416
<input type="checkbox"/> 90° solder corners	2A max. 2 pcs.		L: 5 B: 0.8	550570

Note

To obtain constant light output over long lengths, the strips should be powered at both ends. Backed with adhesive tape. For lengths in excess of 2 m, a new feed-in must be made. Temp. max. 40°C.



LED strip and components

> Accessories page 0952
(drivers, controllers etc.)

> Profile and components page 0862
(selection according to LED strip width)

FLEXSTRIP LED , 24V



- Extra thin LED Strip
- **Width: 0.48 cm**
- Bend radius: 1.3 cm
- 60 LEDs per m

If required, we will manufacture a feed-in cable to the LED strip for you with a length of 2 m.



Light colour, Kelvin	Length (cm)	Width (cm)	Height (cm)	Colour consistency	Luminous flux Lumen	Colour rend. index (CRI)	Output Wattage	LEDs/Strip	LED spacing (cm)	Separability (cm)	Min. bending rad. (cm)	Energy efficiency index (EEI)	Item no.
2700	100	0.48	0.1	3SDCM	380	>80	4	60	1.6	10	1.3	A++	552602
2700	300	0.48	0.1	3SDCM	1140	>80	12	180	1.6	10	1.3	A+	552612
3000	100	0.48	0.1	3SDCM	390	>80	4	60	1.6	10	1.3	A++	552603
3000	300	0.48	0.1	3SDCM	1170	>80	12	180	1.6	10	1.3	A+	552613
4000	100	0.48	0.1	3SDCM	450	>80	4	60	1.6	10	1.3	A++	552604
4000	300	0.48	0.1	3SDCM	1350	>80	12	180	1.6	10	1.3	A+	552614

Note

To obtain constant light output over long lengths, the strips should be powered at both ends. Backed with adhesive tape. For lengths in excess of 5 m, a new feed-in must be made.




LED strip and components

> Accessories page 0952 (drivers, controllers etc.)

> Profile and components page 0862 (selection according to LED strip width)

FLEXLED ROLL, 24V



- Width: 1.0 cm
- Bend radius: 1.3 cm
- 60 LEDs per m

If required, we will manufacture a feed-in cable to the LED strip for you with a length of 2 m.



Light colour, Kelvin	Length (cm)	Width (cm)	Height (cm)	Colour consistency	Luminous flux Lumen	Colour rend. index (CRI)	Output Wattage	LEDs/Strip	LED spacing (cm)	Separability (cm)	Min. bending rad. (cm)	Energy efficiency index (EEI)	Item no.
2700	500	1	0.2	6SDCM	1850	>80	20	300	1.7	10	1.3	A+	552120
3000	500	1	0.3	6SDCM	1850	>80	20	300	1.7	10	1.3	A+	552122
5000	500	1	0.3	6SDCM	1850	>80	20	300	1.7	10	1.3	A+	552121

Components for FLEXED Roll, 24V



Connector



Feed-in



Direct connector



90° solder corners

Variant	Material	Dimensions (cm)	Item no.
<input type="checkbox"/> Connector	10A max. 1 pc.	Plastic PC, adhesive tape at rear	L: 2.7 B: 1.4 H: 1.1
<input type="checkbox"/> Feed-in	2A max. 1 pc.		L: 30
<input type="checkbox"/> Direct connector	2A max. 2 pcs.		L: 1.4 B: 1.6 H: 0.4
<input type="checkbox"/> 90° solder corners	2A max. 2 pcs.		L: 5 B: 0.8

Note

To obtain constant light output over long lengths, the strips should be powered at both ends. Backed with adhesive tape. For lengths in excess of 5 m, a new feed-in must be made.



LED strip and components

> Accessories page 0952
(drivers, controllers etc.)

> Profile and components page 0862
(selection according to LED strip width)

FLEXLED ROLL PRO, 24V



- Width: 1.0 cm
- Bend radius: 1.3 cm
- 60 LEDs per m

If required, we will manufacture a feed-in cable to the LED strip for you with a length of 2 m.



Light colour, Kelvin	Length (cm)	Width (cm)	Height (cm)	Colour consistency	Luminous flux Lumen	Colour rend. index (CRI)	Output Wattage	LEDs/Strip	LED spacing (cm)	Separability (cm)	Min. bending rad. (cm)	Energy efficiency index (EEI)	Item no.
2700	100	1	0.2	6SDCM	1020	>80	12	60	1.7	10	1.3	A+	552130
2700	300	1	0.2	6SDCM	3060	>80	36	180	1.7	10	1.3	A+	552140
3000	100	1	0.2	6SDCM	1020	>80	12	60	1.7	10	1.3	A	552132
3000	300	1	0.2	6SDCM	3060	>80	36	180	1.7	10	1.3	A	552142
5000	100	1	0.2	6SDCM	1020	>80	12	60	1.7	10	1.3	A	552131
5000	300	1	0.2	6SDCM	3060	>80	36	180	1.7	10	1.3	A	552141

Components for FLEXED Roll Pro, 24V



Connector



Feed-in



Direct connector



90° solder corners

Variant	Material	Dimensions (cm)	Item no.
<input type="checkbox"/> Connector	10A max. 1 pc. Plastic PC, adhesive tape at rear	L: 2.7 B: 1.4 H: 1.1	550560
<input type="checkbox"/> Feed-in	2A max. 1 pc.	L: 30	550413
<input type="checkbox"/> Direct connector	2A max. 2 pcs.	L: 1.4 B: 1.6 H: 0.4	550416
<input type="checkbox"/> 90° solder corners	2A max. 2 pcs.	L: 5 B: 0.8	550570

Note

Rear side fitted with adhesive tape. For lengths in excess of 3 m, a new feed-in must be made.




LED strip and components

> Accessories page 0952 (drivers, controllers etc.)

> Profile and components page 0862 (selection according to LED strip width)



FLEXLED ROLL RGB, 24V



- Width: 1.5 cm
- Bend radius: 1.3 cm
- 48 LEDs per m
- RGB



If required, we will manufacture a feed-in cable to the LED strip for you with a length of 2 m.

Light colour, Kelvin	Length (cm)	Width (cm)	Height (cm)	Output Wattage	LEDs/Strip	LED spacing (cm)	Separability (cm)	Min. bending rad. (cm)	Item no.
RGB	500	1.5	0.2	41	240	2.1	12.5	1.3	552123

Components for FLEXLED Roll RGB, 24V



Feed-in



Direct connector

Variant	Dimensions (cm)	Item no.
Feed-in	L: 50	550418
Direct connector	W: 2.4 H: 0.4	550419

Note

Rear side fitted with adhesive tape. Please observe the overall wattage when connecting several strips. For lengths in excess of 5 m, a new feed-in must be made. Temp. max. +40°C. Not suitable for general room lighting in the home!



LED strip and components

> Accessories page 0952 (drivers, controllers etc.)

> Profile and components page 0862 (selection according to LED strip width)

FLEXLED ROLL
MULTICOLOUR RGBW, 24V



- Width: 1.2 cm
- Bend radius: 1.3 cm
- 60 LEDs per m
- RGBW



If required, we will manufacture a feed-in cable to the LED strip for you with a length of 2 m.

Light colour, Kelvin	Length (cm)	Width (cm)	Height (cm)	Colour consistency	Colour rend. index (CRI)	Output Wattage	LEDs/Strip	LED spacing (cm)	Separability (cm)	Min. bending rad. (cm)	Energy efficiency index (EEI)	Item no.
RGBW	100	1.2	0.2	6SDCM	>80	16	60	1.7	10	1.3	A	552451
RGBW	300	1.2	0.2	6SDCM	>80	48	180	1.7	10	1.3	A	552453

Components for FLEXLED Roll Multicolour RGBW, 24V



Connector



Feed-in



Direct connector




Solder corners 90°

Variant	Dimensions (cm)	Item no.
Connector	2A max. 1 pc.	L: 10 552462
Feed-in	2A max. 1 pc.	L: 50 552460
Direct connector	2A max. 1 pc.	L: 1.6 B: 1.6 H: 0.5 552461
Solder corners 90°	2A max. 2 pcs.	L: 5.2 B: 5.2 H: 0.01 552463

Note

To obtain constant light output over long lengths, the strips should be powered at both ends. Backed with adhesive tape. Luminous flux per 1 m for warm-white: 450lm, for RGBW: 780lm, for RGB: 340lm. Light colour warm-white 3000K. For lengths in excess of 3 m, a new feed-in must be made.

	<p>LED strip and components</p>	<p>></p>	<p>Accessories page 0952 (drivers, controllers etc.)</p>	<p>></p>	<p>Profile and components page 0862 (selection according to LED strip width)</p>
--	---------------------------------	-------------	--	-------------	--

FLEXLED ROLL, 24V



- Width: 0.6 cm
- Bend radius: <math><90^\circ</math>
- 60 LEDs/ 385lm per m

If required, we will manufacture a feed-in cable to the LED strip for you with a length of 2 m.



Light colour, Kelvin	Length (cm)	Width (cm)	Height (cm)	Colour consistency	Luminous flux Lumen	Colour rend. index (CRI)	Output Wattage	LEDs/Strip	LED spacing (cm)	Separability (cm)	Energy efficiency index (EEI)	Item no.
2700	100	0.6	0.1	3SDCM	385	>80	4	60	1.6	10	A++	552502
2700	300	0.6	0.1	3SDCM	1155	>80	12	180	1.6	10	A+	552512
2700	500	0.6	0.1	3SDCM	1925	>80	20	300	1.6	10	A+	552522
3000	100	0.6	0.1	3SDCM	395	>80	4	60	1.6	10	A++	552503
3000	300	0.6	0.1	3SDCM	1185	>80	12	180	1.6	10	A+	552513
3000	500	0.6	0.1	3SDCM	1975	>80	20	300	1.6	10	A+	552523
5000	100	0.6	0.1	3SDCM	470	>80	4	60	1.6	10	A++	552505
5000	300	0.6	0.1	3SDCM	1410	>80	12	180	1.6	10	A++	552515
5000	500	0.6	0.1	3SDCM	2350	>80	20	300	1.6	10	A+	552525

Components for FLEXED Roll, 24V



Connector



Feed-in



Direct connector

Variant	Material	Dimensions (cm)	Item no.
<input type="checkbox"/> Connector	10A max. 1 pc.	Plastic PC, adhesive tape at rear	L: 2.7 B: 1.4 H: 1.1
<input type="checkbox"/> Feed-in	2A max. 1 pc.		L: 50
<input type="checkbox"/> Direct connector	2A max. 2 pcs.		L: 1.4 B: 1.4 H: 0.4

Note

To obtain constant light output over long lengths, the strips should be powered at both ends. Backed with adhesive tape. For lengths in excess of 5 m, a new feed-in must be made.



LED strip and components

> Accessories page 0952
(drivers, controllers etc.)

> Profile and components page 0862
(selection according to LED strip width)

FLEXLED ROLL, 24V



- Width: 0.8 cm
- Bend radius: <90°
- 60 LEDs/ 900lm per m

If required, we will manufacture a feed-in cable to the LED strip for you with a length of 2 m.



Light colour, Kelvin	Length (cm)	Width (cm)	Height (cm)	Colour consistency	Luminous flux Lumen	Colour rend. index (CRI)	Output Wattage	LEDs/Strip	LED spacing (cm)	Separability (cm)	Energy efficiency index (EEI)	Item no.
2700	100	0.8	0.2	3SDCM	900	>80	10	60	1.7	10	A+	552532
2700	300	0.8	0.2	3SDCM	2700	>80	30	180	1.7	10	A+	552542
3000	100	0.8	0.2	3SDCM	1000	>80	10	60	1.7	10	A+	552533
3000	300	0.8	0.2	3SDCM	3000	>80	30	180	1.7	10	A+	552543
5000	100	0.8	0.2	3SDCM	1060	>80	10	60	1.7	10	A+	552535
5000	300	0.8	0.2	3SDCM	3180	>80	30	180	1.7	10	A+	552545

Components for FLEXED Roll, 24V



Connector



Feed-in



Direct connector

Variant	Material	Dimensions (cm)	Item no.	
<input type="checkbox"/> Connector	10A max. 1 pc.	Plastic PC, adhesive tape at rear	L: 2.7 B: 1.4 H: 1.1	550560
<input type="checkbox"/> Feed-in	2A max. 1 pc.		L: 50	550412
<input type="checkbox"/> Direct connector	2A max. 2 pcs.		L: 1.4 B: 1.4 H: 0.4	550415

Note

To obtain constant light output over long lengths, the strips should be powered at both ends. LED strip backed with adhesive tape.



LED strip and components

> Accessories page 0952 (drivers, controllers etc.)

> Profile and components page 0862 (selection according to LED strip width)

FLEXLED ROLL HIGH POWER, 24V



- Width: 3.5 cm
- Bend radius: 1.3 cm
- 180 LEDs/ 3700lm per m

If required, we will manufacture a feed-in cable to the LED strip for you with a length of 2 m.



Light colour, Kelvin	Length (cm)	Width (cm)	Height (cm)	Colour consistency	Luminous flux Lumen	Colour rend. index (CRI)	Output Wattage	LEDs/Strip	Separability (cm)	Min. bending rad. (cm)	Energy efficiency index (EEI)	Item no.
2700	100	3.5	0.2	3SDCM	3700	>80	45	180	5	1.3	A	552572
2700	200	3.5	0.2	3SDCM	7400	>80	90	360	5	1.3	A	552582
2700	300	3.5	0.2	3SDCM	11100	>80	135	540	5	1.3	A	552592
3000	100	3.5	0.2	3SDCM	4100	>80	45	180	5	1.3	A+	552573
3000	200	3.5	0.2	3SDCM	8200	>80	90	360	5	1.3	A	552583
3000	300	3.5	0.2	3SDCM	12300	>80	135	540	5	1.3	A	552593
4000	100	3.5	0.2	3SDCM	4200	>80	45	180	5	1.3	A+	552574
4000	200	3.5	0.2	3SDCM	8400	>80	90	360	5	1.3	A+	552584
4000	300	3.5	0.2	3SDCM	12600	>80	135	540	5	1.3	A	552594

Note

To obtain constant light output over long lengths, the strips should be powered at both ends. Backed with adhesive tape. For lengths in excess of 1 m, a new feed-in must be made. To ensure that heat is dissipated, the LED strip must be stuck to an aluminium profile.



LED strip and components

> Accessories page 0952
(drivers, controllers etc.)

> Profile and components page 0862
(selection according to LED strip width)

PROFILE STRIP X-SLIM, 24V



- Extra-thin LED strip
- Width: 0.48 cm
- Bend radius: 3.8 cm
- 120 LEDs per m



If required, we will manufacture a feed-in cable to the LED strip for you with a length of 2 m.

Light colour, Kelvin	Length (cm)	Width (cm)	Height (cm)	Colour consistency	Luminous flux Lumen	Colour rend. index (CRI)	Output Wattage	LEDs/Strip	LED spacing (cm)	Separability (cm)	Min. bending rad. (cm)	Energy efficiency index (EEI)	Item no.
2700	300	0.48	0.2	3SDCM	900	>80	8	360	0.8	5	3.8	A+	552702
2700	300	0.48	0.2	3SDCM	1200	>80	12	360	0.8	5	3.8	A+	552712
2700	300	0.48	0.2	3SDCM	1500	>80	15	360	0.8	5	3.8	A+	552722
3000	300	0.48	0.2	3SDCM	900	>80	6	360	0.8	5	3.8	A++	552703
3000	300	0.48	0.2	3SDCM	1200	>80	12	360	0.8	5	3.8	A+	552713
3000	300	0.48	0.2	3SDCM	1500	>80	15	360	0.8	5	3.8	A+	552723
4000	300	0.48	0.2	3SDCM	900	>80	7	360	0.8	5	3.8	A++	552704
4000	300	0.48	0.2	3SDCM	1200	>80	12	360	0.8	5	3.8	A+	552714
4000	300	0.48	0.2	3SDCM	1500	>80	15	360	0.8	5	3.8	A+	552724
blue	300	0.48	0.3	-	-	-	12	180	1.7	10	3.8	-	552727

Note

To obtain constant light output over long lengths, the strips should be powered at both ends. Backed with adhesive tape. For lengths in excess of 3 m, a new feed-in must be made.



LED strip and components

> Accessories page 0952 (drivers, controllers etc.)


> Profile and components page 0862 (selection according to LED strip width)

PROFILE STRIP SELECT, 24V



- Width: 0.8 cm
- Bend radius: 3.8 cm
- 120 LEDs per m

If required, we will manufacture a feed-in cable to the LED strip for you with a length of 2 m.



Light colour, Kelvin	Length (cm)	Width (cm)	Height (cm)	Colour consistency	Luminous flux Lumen	Colour rend. index (CRI)	Output Wattage	LEDs/Strip	LED spacing (cm)	Separability (cm)	Min. bending rad. (cm)	Energy efficiency index (EEI)	Item no.
2700	500	0.8	0.2	3SDCM	2500	>80	25	600	0.8	5	3.8	A+	552672
2700	500	0.8	0.2	3SDCM	3500	>80	35	600	0.8	5	3.8	A+	552682
2700	500	0.8	0.2	3SDCM	4000	>80	40	600	0.8	5	3.8	A+	552692
3000	500	0.8	0.2	3SDCM	2500	>80	25	600	0.8	5	3.8	A+	552673
3000	500	0.8	0.2	3SDCM	3500	>80	35	600	0.8	5	3.8	A+	552683
3000	500	0.8	0.2	3SDCM	4000	>80	40	600	0.8	5	3.8	A+	552693
4000	500	0.8	0.2	3SDCM	2500	>80	25	600	0.8	5	3.8	A+	552674
4000	500	0.8	0.2	3SDCM	3500	>80	35	600	0.8	5	3.8	A+	552684
4000	500	0.8	0.2	3SDCM	4000	>80	40	600	0.8	5	3.8	A+	552694

Note

Backed with adhesive tape. For lengths in excess of 2.5 m, a feed-in must be provided at both sides. From a length of 5 m a new feed-in must be made



LED strip and components

> Accessories page 0952
(drivers, controllers etc.)

> Profile and components page 0862
(selection according to LED strip width)

PROFILE STRIP STAND, 24V



- Width: 1.0 cm
- Bend radius: 3.8 cm
- 120 LEDs per m

If required, we will manufacture a feed-in cable to the LED strip for you with a length of 2 m.



Light colour, Kelvin	Length (cm)	Width (cm)	Height (cm)	Colour consistency	Luminous flux Lumen	Colour rend. index (CRI)	Output Wattage	LEDs/Strip	LED spacing (cm)	Separability (cm)	Min. bending rad. (cm)	Energy efficiency index (EEI)	Item no.
2700	300	1	0.2	3SDCM	2550	>80	30	360	0.8	5	3.8	A	552732
2700	300	1	0.2	3SDCM	3000	>80	40	360	0.8	5	3.8	A	552742
2700	300	1	0.2	3SDCM	3600	>80	45	360	0.8	5	3.8	A	552752
2700	300	1	0.2	3SDCM	6000	>80	80	360	0.8	5	3.8	A	552762
3000	300	1	0.2	3SDCM	2550	>80	25	360	0.8	5	3.8	A+	552733
3000	300	1	0.2	3SDCM	3000	>80	35	360	0.8	5	3.8	A	552743
3000	300	1	0.2	3SDCM	3600	>80	40	360	0.8	5	3.8	A	552753
3000	300	1	0.2	3SDCM	6300	>80	75	360	0.8	5	3.8	A	552763
4000	300	1	0.2	3SDCM	2550	>80	25	360	0.8	5	3.8	A+	552734
4000	300	1	0.2	3SDCM	3000	>80	30	360	0.8	5	3.8	A+	552744
4000	300	1	0.2	3SDCM	3600	>80	35	360	0.8	5	3.8	A+	552754
4000	300	1	0.2	3SDCM	6600	>80	70	360	0.8	5	3.8	A	552764

Note

Backed with adhesive tape. For lengths in excess of 1.5m, a feed-in must be provided at both sides. For lengths in excess of 3 m, a new feed-in must be made. *To ensure that heat is dissipated, the LED Strip must be stuck to an aluminium profile.

LED strip and components

>
Accessories page 0952 (drivers, controllers etc.)

>
Profile and components page 0862 (selection according to LED strip width)

PROFILE STRIP STAND, 24V



- Width: 1.0 cm
- Bend radius: 3.8 cm
- 180 LEDs per m

If required, we will manufacture a feed-in cable to the LED strip for you with a length of 2 m.



Light colour, Kelvin	Length (cm)	Width (cm)	Height (cm)	Colour consistency	Luminous flux Lumen	Colour rend. index (CRI)	Output Wattage	LEDs/Strip	LED spacing (cm)	Separability (cm)	Min. bending rad. (cm)	Energy efficiency index (EEI)	Item no.
2700	300	1	0.2	3SDCM	2250	>80	25	540	0.55	3.4	3.8	A+	552772
2700	300	1	0.2	3SDCM	4800	>80	55	540	0.55	3.4	3.8	A	552782
3000	300	1	0.2	3SDCM	2250	>80	25	540	0.55	3.4	3.8	A+	552773
3000	300	1	0.2	3SDCM	4800	>80	50	540	0.55	3.4	3.8	A+	552783
4000	300	1	0.2	3SDCM	2250	>80	25	540	0.55	3.4	3.8	A+	552774
4000	300	1	0.2	3SDCM	4800	>80	45	540	0.55	3.4	3.8	A+	552784

Note

Backed with adhesive tape. For lengths in excess of 1.5 m, a feed-in must be provided at both sides. For lengths in excess of 3m, a new feed-in must be made. *To ensure that heat is dissipated, the LED strip must be stuck to an aluminium profile.



LED strip and components

> Accessories page 0952
(drivers, controllers etc.)

> Profile and components page 0862
(selection according to LED strip width)

PROFILE STRIP STAND, **24V**



- Width: 1.0 cm
- Bend radius: 3.8 cm
- 120 LEDs/ 1600lm per m



If required, we will manufacture a feed-in cable to the LED strip for you with a length of 2 m.

Light colour, Kelvin	Length (cm)	Width (cm)	Height (cm)	Colour consistency	Luminous flux Lumen	Colour rend. index (CRI)	Output Wattage	LEDs/Strip	LED spacing (cm)	Separability (cm)	Min. bending rad. (cm)	Energy efficiency index (EEI)	Item no.
2700	300	1	0.2	3SDCM	4800	>90	65	360	0.8	5	3.8	A	552792
3000	300	1	0.2	3SDCM	4800	>90	65	360	0.8	5	3.8	A	552793
4000	300	1	0.2	3SDCM	4800	>90	65	360	0.8	5	3.8	A	552794

Note

To obtain constant light output over long lengths, the strips should be powered at both ends. Backed with adhesive tape. For lengths in excess of 1.5 m, a feed-in must be provided at both sides. For lengths in excess of 3 m, a new feed-in must be made. To ensure that heat is dissipated, the LED strip must be stuck to an aluminium profile.



LED strip and components

> Accessories page 0952 (drivers, controllers etc.)

> Profile and components page 0862 (selection according to LED strip width)

PROFILE STRIP GRAND, 24V



- Width: 2.0 cm
- Bend radius: 3.8 cm
- 240 LEDs/ 1600lm per m

If required, we will manufacture a feed-in cable to the LED strip for you with a length of 2 m.



Light colour, Kelvin	Length (cm)	Width (cm)	Height (cm)	Colour consistency	Luminous flux Lumen	Colour rend. index (CRI)	Output Wattage	LEDs/Strip	LED spacing (cm)	Separability (cm)	Min. bending rad. (cm)	Energy efficiency index (EEI)	Item no.
2700	300	2	0.2	4SDCM	4800	>80	52	720	0.4	2.5	3.8	A+	552802
3000	300	2	0.2	4SDCM	4800	>80	52	720	0.4	2.5	3.8	A+	552803
4000	300	2	0.2	4SDCM	4800	>80	48	720	0.4	2.5	3.8	A+	552804
2700	300	2	0.2	4SDCM	6000	>80	68	720	0.4	2.5	3.8	A+	552812
3000	300	2	0.2	4SDCM	6000	>80	68	720	0.4	2.5	3.8	A+	552813
4000	300	2	0.2	4SDCM	6000	>80	62	720	0.4	2.5	3.8	A+	552814
2700	300	2	0.2	4SDCM	9000	>80	102	720	0.4	2.5	3.8	A+	552822
3000	300	2	0.2	4SDCM	9000	>80	105	720	0.4	2.5	3.8	A	552823
4000	300	2	0.2	4SDCM	9000	>80	96	720	0.4	2.5	3.8	A+	552824
2700	200	2	0.2	4SDCM	7400	>80	92	480	0.4	2.5	3.8	A	552832
3000	200	2	0.2	4SDCM	7400	>80	102	480	0.4	2.5	3.8	A	552833
4000	200	2	0.2	4SDCM	7400	>80	84	480	0.4	2.5	3.8	A	552834
2700	300	2	0.2	6SDCM	7800	>90	114	720	0.4	2.5	3.8	A	552852
3000	300	2	0.2	6SDCM	7800	>90	106	720	0.4	2.5	3.8	A	552853
4000	300	2	0.2	6SDCM	7800	>90	100	720	0.4	2.5	3.8	A	552854

Note

To ensure that heat is dissipated, the LED strip must be stuck to an aluminium profile. LED strip backed with adhesive tape. For lengths in excess of 1.5 m, a feed-in must be provided at both sides. For lengths in excess of 3 m, a new feed-in must be made.



LED strip and components

> Accessories page 0952
(drivers, controllers etc.)

> Profile and components page 0862
(selection according to LED strip width)

FLEXSTRIP LED RGB, 24V



- Width: 1 cm
- Bend radius: 1.3 cm
- 60 LEDs per m
- RGB



If required, we will manufacture a feed-in cable to the LED strip for you with a length of 2 m.

Light colour, Kelvin	Length (cm)	Width (cm)	Height (cm)	Output Wattage	LEDs/Strip	LED spacing (cm)	Separability (cm)	Min. bending rad. (cm)	Energy efficiency index (EEI)	Item no.
RGB	100	1	0.2	15	60	1.6	10	1.3	-	552629
RGB	300	1	0.2	45	180	1.6	10	1.3	-	552639
RGB	500	1	0.2	75	300	1.6	10	1.3	-	552649

Components for LEXSTRIP LED RGB, 24V



Feed-in



Direct connector



Flex connector



Corner connector

Variant	Material	Dimensions (cm)	Item no.
<input type="checkbox"/> Feed-in	2.1A max. 1 pc. Plastic	L: 30 B: 1.5 H: 0.5	552650
<input type="checkbox"/> Direct connector	2.1A max. 1 pc. Plastic	L: 13 B: 1.5 H: 0.5	552651
<input type="checkbox"/> Flex connector	2.1A max. 1 pc. Plastic	L: 1.7 B: 1.5 H: 0.5	552652
Corner connector	2A max. 2 pcs.	L: 5.2 B: 5.2 H: 0.01	552653

Note

LED strip backed with adhesive tape. Not suitable for general room lighting!



LED strip and components

> Accessories page 0952 (drivers, controllers etc.)

> Profile and components page 0862 (selection according to LED strip width)

FLEX ROLL, IP55, 24V



- Width: 1.3 cm
- **IP55**
- Bend radius: 3.75 cm
- 60 LEDs per m



Light colour, Kelvin	Length (cm)	Width (cm)	Height (cm)	Colour consistency	IP protection class	Luminous flux Lumen	Colour rend. index (CRI)	Output Wattage	LEDs/Strip	LED spacing (cm)	Separability (cm)	Min. bending rad. (cm)	Energy efficiency index (EEI)	Item no.
3000	300	1.3	0.5	6SDCM	IP55	900	>80	15	180	1.7	10	3.75	A	552263
3000	500	1.3	0.5	6SDCM	IP55	1500	>80	25	300	1.7	10	3.75	A	552273
5000	300	1.3	0.5	6SDCM	IP55	930	>80	15	180	1.7	10	3.75	A	552265
5000	500	1.3	0.5	6SDCM	IP55	1550	>80	25	300	1.7	10	3.75	A	552275

Note

Backed with adhesive tape. Strip embedded in plastic. Cannot be extended. Not suitable for general room lighting!



LED strip and components

> Accessories page 0952
(drivers, controllers etc.)

> Profile and components page 0862
(selection according to LED strip width)

FLEX ROLL RGB, IP55, 24V



- Width: 1.8 cm
- IP55
- Bend radius: 3.8 cm
- 48 LEDs per m
- RGB



Light colour, Kelvin	Length (cm)	Width (cm)	Height (cm)	IP protection class	Output Wattage	LEDs/Strip	LED spacing (cm)	Separability (cm)	Min. bending rad. (cm)	Item no.
RGB	300	1.8	0.5	IP55	30	144	2.1	12.5	3.8	552269
RGB	500	1.8	0.5	IP55	50	240	2.1	12.5	3.8	552279

Note

Backed with adhesive tape. Strip embedded in plastic. Cannot be extended. Not suitable for general room lighting!



LED strip and components

> Accessories page 0952
(drivers, controllers etc.)

> Profile and components page 0862
(selection according to LED strip width)

BATTEN LED

220-240V ~50/60HZ



- Extendable without tools



Light colour, Kelvin	Length (cm)	Width (cm)	Height (cm)	Colour consistency	Luminous flux Lumen	Colour rend. index (CRI)	Output Wattage	LEDs/Strip	Energy efficiency index (EEI)	Item no.
3000	27.5	2.5	3.5	6SDCM	385	80	4.6	26	A++	631311
3000	57.5	2.5	3.5	6SDCM	735	80	8.1	44	A++	631313
3000	87.5	2.5	3.5	6SDCM	1065	80	12.4	64	A++	631315
3000	117.5	2.5	3.5	6SDCM	1470	80	16.5	88	A++	631317
4000	27.5	2.5	3.5	6SDCM	435	80	4.6	26	A++	631321
4000	57.5	2.5	3.5	6SDCM	855	80	8.1	44	A++	631323
4000	87.5	2.5	3.5	6SDCM	1235	80	12.4	64	A++	631325
4000	117.5	2.5	3.5	6SDCM	1710	80	16.5	88	A++	631327

Components for BATTEN LED



Feed-in cable with switch



Feed-in cable



Connection cable



Fastening clips



Connector

Variant	Material	Dimensions (cm)	Item no.
<input type="checkbox"/> Feed-in cable with switch	2A max. 1 pc.	L: 150	631300
<input type="checkbox"/> Feed-in cable	2A max. 1 pc.	L: 150	631301
<input type="checkbox"/> Connection cable	2A max. 1 pc.	L: 15	631302
<input type="checkbox"/> Connection cable	2A max. 1 pc.	L: 50	631303
<input checked="" type="checkbox"/> Mounting clips	3 pcs. Steel	W: 2.5 H: 1.3 D: 1.2	631304
<input type="checkbox"/> Connector	2A max. 1 pc.	L: 2.2 B: 2 H: 1.1	631305



LED strip and components

DEL F D, 24V

NEW



- Can be lengthened without tools up to 3 m
- Plug-in system



If required, we will manufacture a feed-in cable to the LED strip for you with a length of 2 m.

Light colour, Kelvin	Length (cm)	Width (cm)	Height (cm)	Luminous flux Lumen	Colour rend. index (CRI)	Output Wattage	LEDs/Strip	Energy efficiency index (EEI)	Item no.
3000	10.5	1.5	1.4	105	80	1.5	6	A-A++	631501
3000	20.5	1.5	1.4	190	80	2.6	12	A-A++	631502
3000	50.5	1.5	1.4	500	80	6.3	30	A-A++	631505
3000	100.5	1.5	1.4	1000	80	13.5	60	A-A++	631510
3000	120.5	1.5	1.4	1100	80	15.7	72	A-A++	631512

Components for DEL F D, 24V



Feed-in



Connector



Mounting clips



45° mounting clips

Variant	Material	Dimensions (cm)	Item no.
■ Feed-in	2A max. 1 pc.	L: 150	631520
■ Connector	2A max. 1 pc.	L: 15	631521
■ Mounting clips	10 pcs. Stainless steel	L: 1 B: 1.5 H: 0.9	631522
■ 45° mounting clips	10 pcs. Stainless steel	L: 1 B: 1.5 H: 1.7	631523

Note

Can be through-wired with and without accessories. Excluding power supply



LED strip and components

> Accessories page 0952 (drivers, controllers etc.)



DELFD RGB, 24V



- Can be lengthened without tools up to 3 m
- Plug-in system
- RGB



If required, we will manufacture a feed-in cable to the LED strip for you with a length of 2 m.

Light colour, Kelvin	Length (cm)	Width (cm)	Height (cm)	Output Wattage	LEDs/Strip	Energy efficiency index (EEI)	Item no.
RGB	50.5	1.5	1.4	12W	30	A-A++	631535
RGB	100.5	1.5	1.4	24W	60	A-A++	631540

Components for DELFD RGB, 24V



Feed-in



Connector



Mounting clips



45° mounting clips

Variant	Material	Dimensions (cm)	Item no.
■ Feed-in	2A max. 2 pcs.	L: 150	631550
■ Connector	2A max. 1 pc.	L: 15	631551
■ Mounting clips	10 pcs. Stainless steel	L: 1 B: 1.5 H: 0.9	631522
■ 45° mounting clips	10 pcs. Stainless steel	L: 1 B: 1.5 H: 1.7	631523

Note

RGB. Can be through-wired with and without accessories. Excluding power supply



LED strip and components

> Accessories page 0952 (drivers, controllers etc.)




LIGHTING WITH THE SMART HOME SYSTEM.

COMFORTABLE SMART HOME SOLUTIONS.

Welcome to the era of intelligent light and house control. With the SLV VALETO® SMART HOME SYSTEM, light and other components are conveniently controlled via remote control – on a reliable and extendable basis with the established Zigbee® system standard. Either individual luminaires or entire living environments can be controlled if required. With the SLV COLOR CONTROL system, existing luminaires can be easily switched on and off using a remote control and the colours can be controlled. SLV CONTROL BY TRUST is a closed, comprehensive system for wireless control of luminaires and other technical components such as blinds.





SLV SMART HOME SOLUTIONS.

LIGHT AND HOME CONTROL.

Product range

SLV EASYLIM®

Page 0926-0927



SLV COLOR CONTROL

Page 0926-0929



SLV KELVIN CONTROL

Page 0930-0936



Short description	SLV EASYLIM® allows you to control the colour and to dim SLV LED Strips.	SLV's COLOR CONTROL system allows you to switch luminaires on and off and adjust their colour. With SLV KELVIN CONTROL, colour brightness and colour temperature can be controlled independently of each other and adapted to your desired lighting situation.
Voltage	12V=/24V=	12V=/24V=
Single installation	X	X
Room installation	X	X
Home situations	-	-
Connection technology	Wired + wireless remote control	wireless: WiFi, Bluetooth®
Range	20 m (with 0.75 mm²)	15 m
Open system (Compatibility with third-party components)	-	-
Remote control (Internet)	-	-
Dimmability	X	X
Colour control	X	X
Timer function	-	-
Grouping function	Fixed grouping via master and slave	X
Components	RGB master controller, RGB slave, single colour master controller, single colour slave	Remote control, wall control panel, master controller + remote control, slave controller, signal amplifier, Bluetooth® adapter for app control, app
Accessories	-	Controllable lamps and luminaires



SLV BLUETOOTH® CONTROL

S. 0937



<https://bluetooth-control.slv.com>

App – **Coming soon:** October 2017

The SLV BLUETOOTH® CONTROL system allows you to switch luminaires on and off and adjust their colour. Light installations can be grouped or controlled individually using the app.

230V~

X

X

-

wireless: Bluetooth® 4.0

20 m

-

-

X

-

-

X

App, dimming module

-

SLV CONTROL BY TRUST

Page 0936-0945



SLV CONTROL BY TRUST is a self-contained, comprehensive Smart Home System for wireless control of luminaires and other technical components such as blinds, for example.

230V~

X

X

-

wireless: Radio, Internet

30 m

-

X

X

-

X

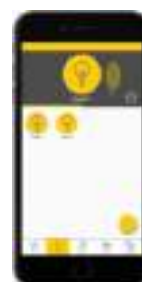
X

Internet control station, remote control, app

Sensors, socket outlets, signal amplifiers

SLV VALETO® SMART HOME SYSTEM

Page 0946-0951



<https://valeto.slv.com>

App – **Coming soon:** January 2018

SLV VALETO® SMART HOME SYSTEM is an open Smart Home System for controlling luminaires and technical components based on the ZigBee® standard. It can be retrofitted in existing electrical systems.

230V~

X

X

X

wireless: WiFi ZigBee®

30 m

X

-

X

X

X

X

Lamp, remote control
Coming soon: Luminaires, Internet Gateway, water level sensor, smoke detector, app

Door closed sensor, motion sensor, remote-operated control module for existing luminaires (SLV VALETO® Box)



SLV EASY LIM®.

THE SIMPLE LIGHTING CONTROLLER FOR LED STRIPS.

SLV EASY LIM® is a remotely controlled light system with various dimming levels and colour programs. It has been specially designed for applications using SLV LED strips. Be it white or coloured light, using EASY LIM® you can create professional light accents and adapt the lighting mood flexibly. No matter where, it is suitable for both private and professional use.





easy **LIM**®
RF MINI



EASY LIM® RF MINI
RGB

RADIO RGB MASTER
12V DC / 24V DC

RGB SLAVE
12V DC / 24V DC

		
Prim. voltage	12V DC / 24V DC	12V DC / 24V DC
Voltage sec.	12V DC / 24V DC	12V DC / 24V DC
Length	3.3cm	3.3cm
Width	1.2cm	1.2cm
Height	0.5cm	0.5cm
No. of outputs (sec)	1	1
Watts upto	3 x 16.5W / 33W	3 x 16.5W / 33W
Weight	0.03kg	0.01kg
Item no.	470650	470651

Note

*

**





* Remote control incl. [L/B/H: 8.6/4/0.65 cm], range 15 m. Battery CR2025 [excl.] 19 pre-set programs, 20 pre-set static colours, 5 dimming levels, 10 speed levels, stand-by function.

** For expanding the Easy LIM® RF Mini Master Controller [470650].



LUSTROGRAD
ОПТОВЫЕ ПРОДАЖИ СВЕТИЛЬНИКОВ

**EASY LIM® RF MINI**
SINGLE COLOURSINGLE COLOUR MASTER
12V DC / 24V DCSINGLE COLOUR SLAVE
12V DC / 24V DC

	 	 
Prim. voltage	12V DC / 24V DC	12V DC / 24V DC
Voltage sec.	12V DC / 24V DC	12V DC / 24V DC
Length	3.3cm	3.3cm
Width	1.2cm	1.2cm
Height	0.5cm	0.5cm
No. of outputs (sec)	1	1
Watts upto	50W / 100W	50W / 100W
Weight	0.03kg	0.01kg
Item no.	470660	470661


Note

*

**

* Remote control incl. [L/W/H: 8.6/4.0/0.65 cm], range 15 m. Battery CR2025 [excl.]
8 fixed dynamic programs, 10 speed settings, 10 brightness settings, stand-by function.

** For expanding the Easy LIM® RF Mini Single Colour Master Controller [470660].



SLV COLOR CONTROL.

YOUR COMPLETE SYSTEM FOR COLOURED LIGHT CONTROL.

Using SLV COLOR CONTROL you can individually control the coloured light of your RGB/W devices indoors as you wish. Wirelessly, using a wall-mounted control panel or with the optional Bluetooth® expansion to control via an App. The SLV COLOR CONTROL system works using the master/slave principle and it can be expanded at any time. Your mood decides whether it should be red, yellow, blue or green light, or dimmable white background lighting.


SLV COLOR CONTROL gives you plenty of comfort. The system can control as many rooms as desired which can be divided up to three different colour zones and expanded within 15 m with many light sources. The colour control system can be combined with our SLV LIPSY luminaires or even RGB/W LED strips depending on the application and your taste.

YOUR COMPLETE SYSTEM IN EITHER 2 OR 3 STEPS:


TRANSMITTER



RECEIVER



PRODUCT





LIPSY 36/50 M
COLOR CONTROL
Master

A - A++



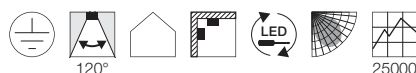
- Neutral design, individual light colours

Products available in these colours and variants

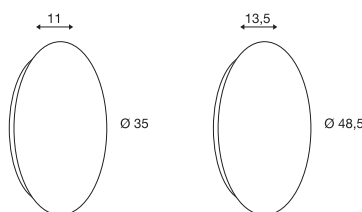


Product details

230V ~50Hz
Material: Acrylic/steel



Line drawing



Note

RGBW luminaire with integrated master controller and wireless remote control. Can be extended with slave luminaire [133748] or [133758]. Synchronisation by means of integrated independent WLAN network. Range of remote control and WLAN approx. 15 m depending on the local conditions. Range can be increased using the Repeater [470674].

Variant	Item no.
2060lm 41W RGB+3000K CRI80 Ø: 35 cm H: 11 cm 0.86 kg <input type="checkbox"/> white	133749
3400lm 46W RGB+3000K CRI80 Ø: 48.5 cm H: 13.5 cm 1.54 kg <input type="checkbox"/> white	133759

LIPSY 36/50 S
COLOR CONTROL
Slave

A - A++



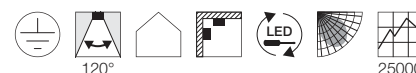
- Neutral design, individual light colours

Products available in these colours and variants

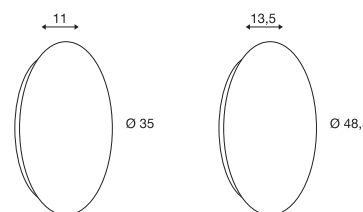


Product details

230V ~50Hz
Material: Acrylic/steel



Line drawing






Note

RGBW luminaire with integrated slave controller for operation with master luminaire [133749/133759] or wall panel [470670].

Variant	Item no.
2060lm 41W RGB+3000K CRI80 Ø: 35 cm H: 11 cm 0.86 kg <input type="checkbox"/> white	133748
3400lm 46W RGB+3000K CRI80 Ø: 48.5 cm H: 13.5 cm 1.54 kg <input type="checkbox"/> white	133758

SLV COLOR
CONTROLWALL CONTROL PANEL
12V DC / 24V DCREMOTE CONTROL
12V DC / 24V DC

	 	
Prim. voltage	100-240V ~50/60Hz	Battery operation
Length	-	11.4 cm
Width	8.6 cm	5.6 cm
Height	8.6 cm	2.4 cm
Depth	5 cm	-
Watts upto	2W	-
Min. ambient temp.	-30°C	-30°C
Max. ambient temp.	50°C	50°C
Colour	-	white
Material	Plastic PC / Glass	Plastic PC
Inst. Ø	5.5 cm	-
Inst. D	4 cm	-
Weight	0.18 kg	0.06 kg
Item no.	470670	470677

Note





*

**

* Glass fronted Touch panel for actuating slave controller [470672]. Range of touch panel can be increased with WLAN signal amplifier [470674]; Transmit frequency WLAN 2.4~2.48GHz; Range approx. 15 m depending on the local conditions. Bluetooth® module [4706754] which can be retrofitted for operation via Smartphone/tablet App. 34 pre-set programs, 10 speed levels, 30 pre-set static colours, 5 brightness levels for RGB, 10 brightness levels for white. As an option, can be controlled using a remote control [470677]. Suitable for installation in a switch box with a minimum depth of 40 mm. Accessories: Surface-mounted housing [incl.]

** Remote control as optional operation for the RGBW touch controller wall panel [470670]; Replacement remote control for master controller; Transmit frequency: 433.92MHz. Accessories: 2 batteries AAA 1.5V [excl.]

SLV COLOR
CONTROLMASTER CONTROLLER WITH REMOTE CONTROL
12V DC / 24V DCSLV COLOR
CONTROLSLAVE CONTROLLER
12V DC / 24V DC

	 	 
Prim. voltage	12V DC / 24V DC	12V DC / 24V DC
Voltage sec.	12V DC / 24V DC	12V DC / 24V DC
Length	8.6 cm	8.6 cm
Width	2.1 cm	2.1 cm
Height	0.9 cm	0.9 cm
Watts upto	72 /144W	72 /144W
Watts/output	18 / 36W	18 / 36W
Min. ambient temp.	-30°C	-30°C
Max. ambient temp.	50°C	50°C
Fault protection	Shut-off temperature	Shut-off temperature
No. of fuses (sec)	3	3
Slaves_max_number	unlimited	
Material	Plastic PC	Plastic PC
Colour	white	white
Weight	0.08 kg	0.02 kg
Item no.	470671	470672

Information:

Master Controller with remote control for connecting LED strips 12-24VDC, can be extended with the Slave Controller [470672]. Range of the controller can be increased using WLAN Sync. Signal amplifier [470674]; Transmit frequency WLAN 2.4~2.48GHz; Range approx. 15 m depending on the local conditions. Range can be increased using the Repeater [470674]. 34 fixed programs, 30 fixed static colours; 10 speed settings, 5 RGB dimmer settings, 10 dimmer settings for white. Reverse polarity protection, overload; overload, short circuit and overheating protection. Accessories: Remote control incl. [L/W/H: 11.4/5.6/2.4], feed-in cable length: 12 cm, 2 batteries AAA 1.5V [excl.]

Information:

Slave controller for extending the master controller [470670, 470671]; Receive frequency WLAN 2.4~2.48GHz; Reverse polarity protection, overload, short circuit and overheating protection



SLV COLOR CONTROL

SIGNAL AMPLIFIER/REPEATER

Prim. voltage	100-240V ~50/60Hz
Length	8 cm
Width	8 cm
Height	2 cm
Min. ambient temp.	-30°C
Max. ambient temp.	50°C
Material	Plastic PC
Weight	0.19 kg
Item no.	470674

Information:

Signal amplifier for increasing the range of the wall touch panel [470670] and the master controller [470671]; Range: 200m max., depending on the local conditions. Receive/transmit frequency WLAN 2.4~2.48GHz. Reverse polarity protection, overload, short-circuit and overheating protection. Accessories: Power supply incl. [prim. 100-240V/50-60Hz, sec. 12Vdc/500mA]



SLV COLOR CONTROL

BLUETOOTH® ADAPTER

Prim. voltage	determined by the ballast
Length	-
Width	-
Height	-
Min. ambient temp.	-30°C
Max. ambient temp.	50°C
Material	-
Weight	-
Item no.	470675

Information:

Optional Bluetooth® module for installing in the wall panel [470670] for operation via a Smartphone or tablet with Bluetooth® V2.1 or higher; App iOS, Android available for downloading, Windows in preparation. Communication range 10m depending on the local conditions. This product can be found on page 0936.





134060 + 134061

933





SLV KELVIN CONTROL.

SLV fulfils a wide range of demands and needs regarding modern light control. With SLV KELVIN CONTROL, the colour brightness and colour temperature can be controlled independently of each other and adapted to your desired lighting situation. You decide on the shades of white, from daylight to warm feel-good lighting. Wirelessly, using a wall-mounted control panel or with the optional Bluetooth® expansion to control via an App.



LIPSY 36 M KELVIN CONTROL
Master

A - A++



NEW

LED
INSIDE

- For the Kelvin Control System
- Neutral design, individual light colours

Products available in
these colours and variants
 1003


Product details

100-240V ~50/60Hz sec. 24V/DC
Total consumption: 39W
Material: Steel/PMMA



120°

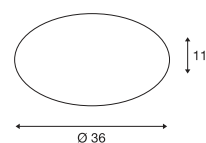


0,84



25000

Line drawing



Note

Battery excl.
Master controller & wireless remote control incl.
Not suitable for use with the wall panel
470680.

Variant

Item no.

2300-2900lm | 2700K-6500K | CRI>80

 white

134050



LIPSY 36 S KELVIN CONTROL Slave

A - A++



- For the Kelvin Control System
- Neutral design, individual light colours

Products available in these colours and variants

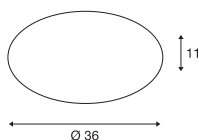


Product details

100-240V ~50/60Hz sec. 24V/DC
Total consumption: 39W
Material: Steel/PMMA



Line drawing



Note

Can be controlled using wall panel 470680.
Can also be controlled using iOS, Android or Windows Smartphone or Tablet if Bluetooth® module 470675 installed in the wall panel.

LIPSY 50 M KELVIN CONTROL Master

A - A++



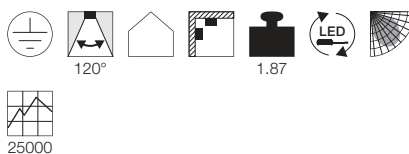
- For the Kelvin Control System
- Neutral design, individual light colours

Products available in these colours and variants

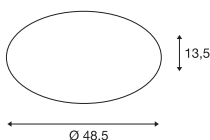


Product details

220-240V ~50/60Hz sec. 24V/DC
Total consumption: 52W
Material: Steel/PMMA



Line drawing



Note

Battery excl.
Master controller & wireless remote control incl.
Not suitable for use with the wall panel 470680.

LIPSY 50 S KELVIN CONTROL Slave

A - A++



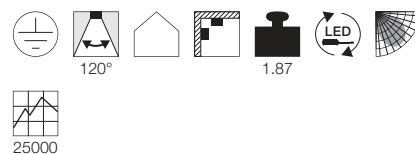
- For the Kelvin Control System
- Neutral design, individual light colours

Products available in these colours and variants

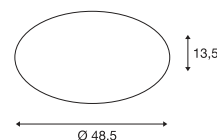


Product details

220-240V ~50/60Hz sec. 24V/DC
Total consumption: 52W
Material: Steel/PMMA



Line drawing



Note

Can be controlled using wall panel 470680.
Can also be controlled using iOS, Android or Windows Smartphone or Tablet if Bluetooth® module 470675 installed in the wall panel.

Variant	Item no.
2300-2900lm 2700K-6500K CRI>80	
□ white	134051

Variant	Item no.
3600-4500lm 2700K-6500K CRI>80	
□ white	134060

Variant	Item no.
3600-4500lm 2700K-6500K CRI>80	
□ white	134061



SLV KELVIN CONTROL

WALL OPERATING PANEL,
RECESSED/SURFACE MOUNTED

Prim. voltage	100-240V ~50/60Hz
Width	8.6 cm
Height	8.6 cm
Depth	5 cm
Inst. Ø	5.5 cm
Inst. D	4 cm
Output	up to 2W
Min. ambient temp.	-30°C
Max. ambient temp.	50°C
Fault protection	electronic
Material	Plastic PC
Colour	white
Weight	0.18 kg
Item no.	470680



SLV KELVIN CONTROL

REMOTE CONTROL



Prim. voltage	Battery operation
Length	11.4 cm
Width	5.6 cm
Height	2.4 cm
Min. ambient temp.	-30°C
Max. ambient temp.	50°C
Material	Plastic PC
Colour	white
Weight	0.06 kg
Item no.	470683



SLV KELVIN CONTROL

MASTER CONTROLLER WITH REMOTE CONTROL
12V DC / 24V DC, 6000 mASLAVE CONTROLLER
12V DC / 24V DC, 6000 mA

Prim. voltage	12V DC / 24V DC	12V DC / 24V DC
Voltage sec.	12V DC / 24V DC	12V DC / 24V DC
Length	8.6 cm	8.6 cm
Width	2.1 cm	2.1 cm
Height	0.9 cm	0.9 cm
Output current	6000mA	6000mA
No. of outputs (sec)	2	2
Output	72 / 144W	72 / 144W
Watts/output	36 / 72W	36 / 72W
Min. ambient temp.	-30°C	-30°C
Max. ambient temp.	50°C	50°C
Temperature protection	110°C	110°C
Fault protection	Shut-off temperature	Shut-off temperature
Max. sec. cable L	20 mm	20 mm
No. of fuses (sec)	2	2
Fuse (sec)	electronic	electronic
Slaves_max_number	unlimited	-
Material	Plastic PC	Plastic PC
Colour	white	white
Weight	0.08 kg	0.02 kg
Item no.	470681	470682





LED-STRIP
TUNABLE WHITE



- For the Kelvin Control System
- Width: 1.0 cm
- Bend radius: 3.8 cm
- 240 LEDs per m | 2700K- 6500K


If required, we will manufacture and solder a 2 m feed-in cable to the LED strip for you.



2700K



3000K



4000K

Light colour, Kelvin	Length (cm)	Width (cm)	Height (cm)	Luminous flux lumen	Wattage	Colour rendering index (CRI)	Colour consistency	LEDs/Strip	Separability (cm)	Min. bending rad. (cm)	Energy efficiency index (EEI)	Item no.
2700 - 6500	100	1	0.2	627 - 1307	6 - 12	>80	3SDCM	240	5	3.8	A+	552861
2700 - 6500	100	1	0.2	1174 - 2410	12.5 - 25	>80	3SDCM	240	5	3.8	A+	552881
2700 - 6500	300	1	0.2	1881 - 3921	18 - 36	>80	3SDCM	720	5	3.8	A+	552863
2700 - 6500	300	1	0.2	3522 - 7230	37.5 - 75	>80	3SDCM	720	5	3.8	A	552883

Components for LED STRIP TUNABLE WHITE, 2700K-6500K, 24V



LED power supply, 20W



LED power supply, 60W

Variant	Material	Dimensions (cm)	Item no.
<input type="checkbox"/> LED power supply	Plastic PC	24V, 20W L: 16.7 cm W: 3.8 cm H: 3 cm	470542
<input type="checkbox"/> LED power supply	Plastic PC	24V, 60W L: 17.5 cm W: 7.8 cm H: 3.5 cm	470506



SLV KELVIN CONTROL

SIGNAL AMPLIFIER/REPEATER



Prim. voltage	100-240V ~50/60Hz
Length	8 cm
Width	8 cm
Height	2 cm
Min. ambient temp.	-30°C
Max. ambient temp.	50°C
Material	Plastic PC
Weight	0.19 kg

Item no.	470674
-----------------	---------------

Information:
Signal amplifier for increasing the range of the wall touch panel [470670] and the master controller [470671]; Range: 200m max., depending on the local conditions. Receive/transmit frequency WLAN 2.4~2.48GHz. Reverse polarity protection, overload, short-circuit and overheating protection. Accessories: Power supply incl. [prim. 100-240V/50-60Hz, sec. 12Vdc/500mA]



SLV KELVIN CONTROL

BLUETOOTH® ADAPTER



Prim. voltage	determined by the ballast
Length	-
Width	-
Height	-
Min. ambient temp.	-30°C
Max. ambient temp.	50°C
Material	-
Weight	-

Item no.	470675
-----------------	---------------


Information:
Optional Bluetooth® module for installing in the wall panel [470670] for operation via a Smartphone or tablet with Bluetooth® V2.1 or higher; App iOS, Android available for downloading. Windows in preparation. Communication range 10m depending on the local conditions.



SLV BLUETOOTH® CONTROL




Advanced wireless light control, simple and everywhere based on Bluetooth® Low Energy (BLE).

The SLV BLUETOOTH® CONTROL System allows you to switch light installations on and off and control the brightness. Light installations can be grouped or controlled individually using the app.



SLV BLUETOOTH® CONTROL

BLUETOOTH® DIMMER MODULE

	  
Prim. voltage	220-240V ~50/60Hz
Length	4.5 cm
Width	4.5 cm
Height	2.2 cm
No. of outputs (sec)	1
Watts from	2
Watts upto	300 W
Material	Plastic PC
Colour	white
Weight	0.04
Item no.	1000826

Information:

Trailing edge dimmer, installation in 60 mm flush-mounted boxes with minimum depth of 40 mm.





SLV CONTROL BY TRUST.

MAXIMUM FLEXIBILITY.

Do you want to control your lights or blinds easily using a remote control? Fit switches at a later date where you always need them? Even add further devices to the system? And all of this without needing to cut into walls and lay new power cables? All of this is feasible. Take advantage of our solution, particularly when modernising your own four walls.

Incidentally all transmitters work with radio signals (433/866 MHz) and are specially encoded for our receivers. Other wireless devices – such as modems, telephones or baby monitors – use a different encoding system and/or another frequency. Why is this so important? Because it prevents our receivers being switched on or off unintentionally.

MORE COMFORT IN 3 SIMPLE STEPS:

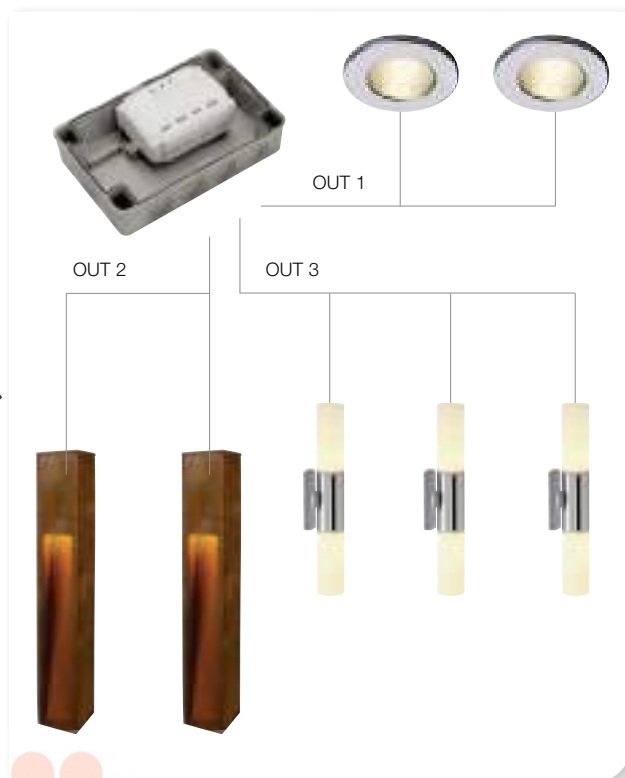
TRANSMITTER



RECEIVER



PRODUCT





CONTROL LIGHTS; BLINDS AND MUCH MORE

MORE POSSIBILITIES – our transmitters and receivers can be combined as desired and thereby offer you a wide range of application possibilities. Benefit: Using a remote controlled radio socket, you can control mobile luminaires easily using the radio remote control. Our wireless system, SLV CONTROL BY TRUST, can be expanded at any time using further components.

MORE COMFORT – switch or dim from wherever you want, be it at home or on the road. Using SLV CONTROL BY TRUST it's easy. For example, using a remote control or even with our App and the Internet Control Station using a Smartphone, tablet PC or you browser on a PC.

MORE SECURITY – do you want your lighting to switch on automatically without having to operate a switch? For example, when you go down the cellar stairs or at night on the path to your front door from the garage. Not a problem when you use our wireless motion sensors. Another safety-plus of our wireless solution: Using timers, you can simulate being at home and help deter burglars.

TRANSMITTER



SLV CONTROL
BY TRUST

WALL SWITCH 1-WAY

WALL SWITCH 2-WAY

Prim. voltage	Battery operation	Battery operation
Width	7.9 cm	7.9 cm
Height	7.9 cm	7.9 cm
Depth	1.7 cm	1.7 cm
Material	Plastic	Plastic
Colour	white	white
Weight	0.05 kg	0.05 kg
RF range max. (indoor)	30.0 m	30.0 m
RF frequency	433.92 MHz	433.92 MHz
Item no.	470812	470819

Information:

Battery CR2032 [incl.] Switch-off delay: 5s, 30s, 2min, 10min, 30min, 1h, 3h or permanent operation/manual switch on/off. Can be fastened or stuck onto smooth surfaces.

SLV CONTROL
BY TRUST



16 CHANNEL REMOTE CONTROL

Prim. voltage	Battery operation
Length	13 cm
Width	3.4 cm
Height	1.2 cm
Material	Plastic
Colour	white
Weight	0.03 kg
RF range max. (indoor)	30.0 m
RF frequency	433.92 MHz
Item no.	470800

Information:

1x 3V lithium battery CR2032 [incl.]. Automatic code system. 16 channels with group function. For actuating the receiver mode.

SLV CONTROL
BY TRUST



INTERNET CONTROL STATION

Prim. voltage	100-240V ~50/60Hz
Width	12.7 cm
Height	12.6 cm
Depth	3.3 cm
Material	Plastic
Colour	black
Weight	0.4 kg
RF range max. (indoor)	30 m 70 m
RF frequency	433.92 MHz 868 MHz
Item no.	470801

Information:

With SLV's free App for iOS or Android, all pre-programmed lighting scenes/sources/circuits can be controlled simply and wirelessly. The App can be obtained for iOS or Android from the Apple Store / Google Play Store. Also possible to operate using a web browser. Various times can be programmed for individual luminaires and/or lighting sequences. Operation of more than 200 independent lamps and devices in up to 16 rooms. Create time switching intervals to automatically switch the luminaires or devices. Create sequences with which you can operate several lamps or devices in a certain order with just one button. Dawn/Dusk function. Several tablets/Smart-phones can be connected to the Internet Control Station. Includes power supply and power cable.






> Receiver Page 0942-0945

> Product

SLV CONTROL
BY TRUST

OUTDOOR MOTION SENSOR




  	
Prim. voltage	Battery operation
Width	8.4 cm
Height	9 cm
Depth	9.9 cm
IP protection class	IP 64
Material	Plastic
Colour	black
Weight	0.12 kg
RF range max. (indoor)	30.0 m
RF range max. (outdoor)	70.0 m
RF frequency	433.92 MHz
Item no.	470809

Information:

Accessories: Battery operation: 2x 1.5V AAA [excl.] Detection angle (horizontal): 20°-110° detection angle (vertical): 65° detection distance: max. 7 m switch-off delay: 5s, 1min, 5min, 10min, switch-on ambient brightness: H = always active; - M = active if ambient brightness <20lux; - L = active when ambient brightness <10lux

SLV CONTROL
BY TRUST

INDOOR MOTION SENSOR




  	
Prim. voltage	Battery operation
Width	8 cm
Height	8 cm
Depth	2.7 cm
Material	Plastic
Colour	white
Weight	0.05 kg
RF range max. (indoor)	30.0 m
RF frequency	433.92 MHz
Item no.	470813

Information:

Battery operation: 2x 1.5V AAA [excl.] Detection angle (horizontal): 20°-80° detection angle (vertical): 65° detection distance: max. 7m switch-off delay: 5s, 1min, 5min, 10min, switch-on ambient brightness: - H = always active; - M = active if ambient brightness <20lux; - L = active when ambient brightness <10lux; can be fastened or stuck onto smooth surfaces.

SLV CONTROL
BY TRUST

BRIGHTNESS SENSOR




  	
Prim. voltage	Battery operation
Width	5.9 cm
Height	8.8 cm
Depth	2.7 cm
IP protection class	IP 56
Material	Plastic
Colour	white
Weight	0.07 kg
RF range max. (indoor)	30.0 m
RF range max. (outdoor)	70.0 m
RF frequency	433.92 MHz
Item no.	470815

Information:

Battery operation: 2x 1.5V AAA [excl.] Switch-off delay: 2/3/4/5/6/7/8h or without switch-off delay; Light switches off automatically in the morning when the outdoor brightness reaches the same value. Save the current brightness as a threshold to switch on/off

SLV CONTROL
BY TRUST

MAGNETIC SWITCH

  	
Prim. voltage	Battery operation
Width	2.9 cm
Height	7.4 cm
Depth	1.7 cm
Material	Plastic
Colour	white
Weight	0.03kg
RF range max. (indoor)	30.0 m
RF frequency	433.92 MHz
Item no.	470814

Information:

Battery CR2032 [incl.] Switch-off delay: 2/4/6/8/10/15/20 min. or manual switch on/off.



Transmitter



Receiver Page 0942-0945



Product

RECEIVER

SLV CONTROL
BY TRUST

	INDOOR WIRELESS SOCKET SWITCH	OUTDOOR WIRELESS SOCKET SWITCH	UK WIRELESS SOCKET SWITCH
Prim. voltage	220-240V ~50/60Hz	220-240V ~50/60Hz	220-240V ~50/60Hz
Length	-	12.3 cm	-
Width	5.3 cm	8.3 cm	5.3 cm
Height	9.8 cm	3.7 cm	9.8 cm
Depth	6.9 cm	-	5.3 cm
Watts upto	3500W	3500W	3000W
IP protection class	-	IP 44	-
Material	Plastic	Plastic	PVC
Colour	white	black	white
Weight	0.12 kg	0.17 kg	0.11 kg
RF range max. (indoor)	30.0 m	30.0 m	30.0 m
RF range max. (outdoor)	-	70.0 m	-
RF frequency	433.92MHz	433.92MHz	433.92MHz
Item no.	470805	470808	470821

Note Up to 6 radio transmitters can be taught in.

SLV CONTROL
BY TRUST

	SOCKET SWITCH IT	SOCKET SWITCH BE/FR INDOOR	SOCKET SWITCH BE/FR OUTDOOR
Prim. voltage	220-240V ~50/60Hz	220-240V ~50/60Hz	220-240V ~50/60Hz
Width	5.3 cm	5.3 cm	6 cm
Height	9.8 cm	9.8 cm	12.2 cm
Depth	7 cm	6.6 cm	7.3 cm
Watts upto	1000W	1000W	3500W
IP protection class	-	-	IP 44
Material	PVC	PVC	PVC
Colour	white	white	black
Weight	0.12 kg	0.11 kg	0.17 kg
RF range max. (indoor)	30.0 m	30.0 m	30.0 m
RF range max. (outdoor)	-	-	70.0 m
RF frequency	-	433.92MHz	433.92MHz
Item no.	470822	470823	470824

Note Up to 6 radio transmitters can be taught in.



> Transmitter Page 0940-0941



Receiver

> Product



SLV CONTROL
BY TRUSTSWITCH MODULE –
SOCKET INSTALLATION

	 
Prim. voltage	220-240V ~50/60Hz
Width	4.2 cm
Height	4.5 cm
Depth	1.4 cm
No. of outputs (sec)	1
Watts from	30W
Watts upto	230W
Material	Plastic
Colour	white
Weight	0.03 kg
RF range max. (indoor)	30.0 m
RF frequency	433.92 MHz
Item no.	470817

Information:

Up to 6 radio transmitters can be taught in. Suitable for installation in switch boxes. Compatible with incandescent lamps, 230V halogen lamps, 12V halogen lamps with electronic transformers, compact fluorescent lamps, LED lamps and fluorescent tubes with electronic ballasts.

SLV CONTROL
BY TRUSTSWITCH MODULE –
SOCKET INSTALLATION



	 
Prim. voltage	220-240V ~50/60Hz
Width	4.1 cm
Height	4.7 cm
Depth	1.7 cm
No. of outputs (sec)	1
Watts from	–
Watts upto	300W
Material	Plastic
Colour	white
Weight	0.03 kg
RF range max. (indoor)	30.0 m
RF frequency	433.92 MHz
Item no.	470818

Information:

Up to 6 radio transmitters can be taught in. Suitable for installation in switch boxes. Switch light on/off using existing light switch or radio transmitter.

SLV CONTROL
BY TRUST



SWITCH MODULE

	 
Prim. voltage	220-240V ~50/60Hz
Width	4 cm
Height	4.1 cm
Depth	1.5 cm
No. of outputs (sec)	1
Watts upto	3500W
Material	Plastic
Colour	white
Weight	0.04 kg
RF range max. (indoor)	30.0 m
RF frequency	433.92 MHz
Item no.	470820

Information:

For switching flush-mounted sockets. Up to 6 radio transmitters can be taught in. All electrical devices (resistive loads) with connection leads can be controlled.

SLV CONTROL
BY TRUSTDIMMABLE
SOCKET INSTALLATION

	 
Prim. voltage	220-240V ~50/60Hz
Width	4.2 cm
Height	4.5 cm
Depth	1.4 cm
No. of outputs (sec)	1
Watts from	20W
Watts upto	250W
Material	Plastic
Colour	white
Weight	0.03 kg
RF range max. (indoor)	30.0 m
RF frequency	433.92 MHz
Item no.	470811

Information:

Up to 6 radio transmitters can be taught in. Suitable for installation in switch boxes. Not compatible with non-dimmable lamps and luminaires.





RECEIVER



SLV CONTROL BY TRUST

RECESSED RADIO MULTI DIMMER



 	
Prim. voltage	220-240V ~50/60Hz
Width	6.9 cm
Height	5.4 cm
Depth	2.9 cm
No. of outputs (sec)	1
Watts upto	200W
Material	Plastic
Colour	white
Weight	0.04 kg
RF range max. (indoor)	30.0 m
RF range max. (outdoor)	70.0 m
Item no.	470807

Information:
Up to 6 radio transmitters can be taught in. Compatible with conventional bulbs, halogen lamps, compact fluorescent tubes and LED lamps. Not compatible with fluorescent tubes with conventional ballasts. With halogen lamps, only one transformer per receiver.



SLV CONTROL BY TRUST

RADIO RECESSED SWITCH



 	
Prim. voltage	220-240V ~50/60Hz
Width	6.8 cm
Height	5.3 cm
Depth	2.5 cm
No. of outputs (sec)	1
Watts upto	1000W
Material	Plastic
Colour	white
Weight	0.05 kg
RF range max. (indoor)	30.0 m
RF range max. (outdoor)	70.0 m
Item no.	470806

Information:
Up to 6 radio transmitters can be taught in. Compatible with conventional bulbs, halogen bulbs, compact fluorescent tubes, LED lamps and fluorescent tubes with electronic ballasts. Not compatible with fluorescent tubes with conventional ballasts.



SLV CONTROL BY TRUST

RECEIVER BLIND CONTROLLER




 	
Prim. voltage	220-240V ~50/60Hz
Width	6.8 cm
Height	5.3 cm
Depth	2.5 cm
No. of outputs (sec)	1
Output	500W
Material	Plastic
Colour	white
Weight	0.05 kg
RF range max. (indoor)	30.0 m
Item no.	470816

Information:
Up to 6 radio transmitters can be taught in.



SLV CONTROL BY TRUST

SIGNAL AMPLIFIER

  	
Prim. voltage	Battery operation
Width	10 cm
Height	10 cm
Depth	4 cm
IP protection class	IP 56
Material	Plastic
Colour	white
Weight	0.13 kg
RF range max. (indoor)	30.0 m
RF range max. (outdoor)	70.0 m
Item no.	470810

Information:
Battery operation: 2x 1.5V AA [excl.] Up to 6 radio transmitters can be taught in. Expands the reception range.

SLV CONTROL
BY TRUSTRADIO RECEIVER MODULE 3
CHANNEL

Prim. voltage	220-240V ~50/60Hz
Length	9.8 cm
Width	3 cm
Height	6.1 cm
No. of outputs (sec)	3
Watts upto	3500W
Material	Plastic
Colour	white
Weight	0.12 kg
RF range max. (indoor)	30.0 m
RF frequency	433.92 MHz

Item no. 470803

Note:

Radio range up to 30 m indoors (depending on the local conditions).
Radio range up to 70 m outdoors (under optimal conditions). Up to 6 radio transmitters can be taught in per channel. Compatible with conventional bulbs, halogen bulbs, compact fluorescent tubes, LED lamps and fluorescent tubes with electronic ballasts.
Not compatible with fluorescent tubes with conventional ballasts.].

SLV CONTROL
BY TRUST

1-10V DIMMER MODULE



Prim. voltage	12V DC / 24V DC
Voltage sec.	0-10V
Length	4 cm
Width	1.6 cm
Height	4.6 cm
No. of outputs (sec)	1
Material	Plastic
Colour	white
Weight	0.02 kg
RF range max. (indoor)	30.0 m
RF frequency	433.92 MHz

Item no. 1000156

Information:

Up to 6 radio transmitters can be taught in. Up to 5 LED drivers can be actuated.

SLV CONTROL
BY TRUSTIP65 CONNECTION HOUSING
3 CHANNEL

Length	16.4 cm
Width	4.8 cm
Height	10.9 cm
IP protection class	IP 56
Material	Plastic
Colour	grey
Weight	0.23 kg

Item no. 470804

Information:

Screws [incl.], 4 cable glands [incl.] for IP protected installation of the receiver [470803] outdoors.

> Transmitter Page 0940-0941



Receiver

> Product



SLV VALETO® APP
FOR MORE COMFORT



SMART ENERGY SAVING
FOR MORE COST-EFFECTIVENESS



NEW SENSORS
FOR MORE RELIABILITY

SLV VALETO® SMART HOME SYSTEM.

The ideal solution for wireless operation and monitoring in your home for the ultimate safety and comfort.

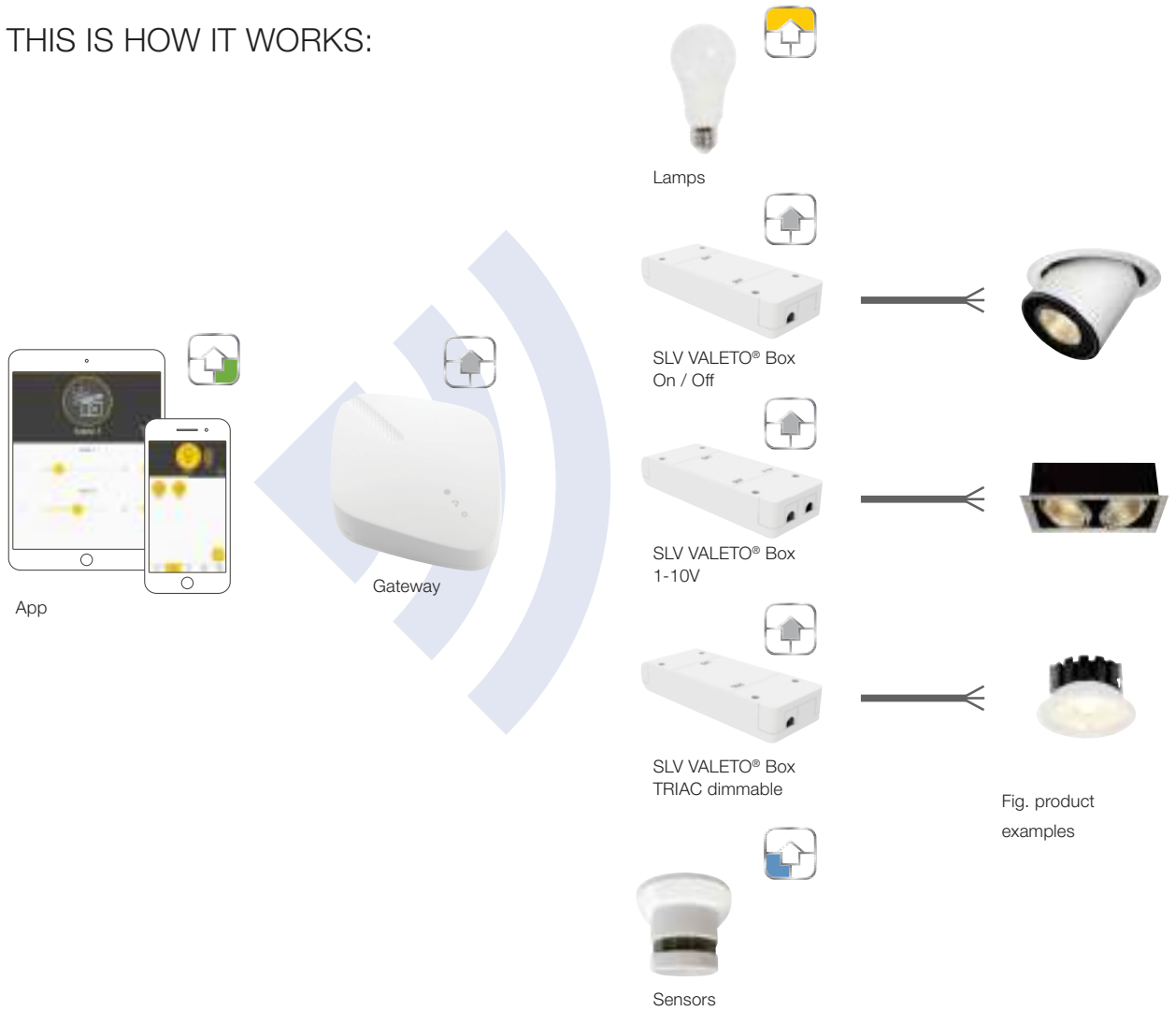
EVERYTHING UNDER CONTROL:
CONTROL YOUR SMART HOME.

No more need for the light switch: With the SLV VALETO® SMART HOME SYSTEM you can now conveniently control light and other electrical components using your remote control or Smartphone – from individual lights to entire rooms and even entire living environments. The modular system makes it child's play to add more components or reconfigure.

The system is based on an established, future-proof system standard (ZigBee®), which provides maximum flexibility and compatibility with current or future components.



THIS IS HOW IT WORKS:



LIGHTING SYSTEMS.

Available:

Lamps

Coming soon: Luminaires



COMMUNICATION.

Gateway, remote-operated control module for existing luminaires (SLV VALETO® Box)

Coming soon: Internet Gateway



SENSORS.

Door closed sensor, motion sensor

Coming soon: Smoke detector, water leak sensor



CONTROL ELEMENTS.

Available:

Remote control

Coming soon: App



LIGHTING SYSTEMS.

SLV VALETO® SMART HOME SYSTEM



	LED E27, 9.4W 220-240V ~50/60Hz	LED E27, 9.6W 220-240V ~50/60Hz	LED E27, 10.2W 220-240V ~50/60Hz	LED GU10, 5.3W 220-240V ~50/60Hz	LED GU10, 5.3W 220-240V ~50/60Hz
Lamp current	0.052A	0.054A	0.057A	0.038A	0.038A
Total consumption	9.4W	9.6W	10.5W	5.3W	5.3W
Diameter	6 cm	6 cm	6 cm	5 cm	5 cm
Length	12 cm	12 cm	12 cm	5.5 cm	5.5 cm
En. consumption/1000h	10kWh	10kWh	11kWh	6kWh	6kWh
Energy efficiency index	A+	A+	A+	A+	A+
Colour temperature	2700K	2700-6500K	2700K-6500K + RGB	2700K	2700-6500K
Luminous flux	850lm	900lm	850lm	385lm	385lm
Luminous intensity	800cd	800cd	800cd	800cd	800cd
life span	25000h	25000h	25000h	25000h	25000h
Beam angle	240°	240°	240°	36°	36°
Weight	0.07 kg	0.07 kg	0.12 kg	0.04 kg	0.04 kg
Colour rendering index	>80	>80	>80	>80	>80
Item no.	420050	420051	420052	420060	420061

Note

Can be remotely controlled and dimmed using remote control CCT/DIM [420021] or gateway [420001]

SLV VALETO® SMART HOME SYSTEM



QR111	LED GU10, 9.5W 220-240V ~50/60Hz	LED GU10, 9.5W 220-240V ~50/60Hz	LED GU10, 9.5W 220-240V ~50/60Hz	LED GU10, 9.5W 220-240V ~50/60Hz
Lamp current	0.48A	0.48A	0.48A	0.48A
Total consumption	9.5W	9.5W	9.5W	9.5W
Diameter	11.1 cm	11.1 cm	11.1 cm	11.1 cm
Length	7.3 cm	7.3 cm	7.3 cm	7.3 cm
En. consumption/1000h	10kWh	10kWh	10kWh	10kWh
Energy efficiency index	A+	A+	A+	A+
Colour temperature	2700K	2700K	2700K	2700K
Luminous flux	830lm	830lm	830lm	830lm
Luminous intensity	2600cd	2600cd	1000cd	1000cd
life span	25000h	25000h	25000h	25000h
Beam angle	25°	25°	40°	40°
Weight	0.15 kg	0.15 kg	0.15 kg	0.15 kg
Colour rendering index	>80	>80	>80	>80
Item no.	1000752	1000755	1000757	1000759

Note

Can be remotely controlled and dimmed using remote control CCT/DIM [420021] or gateway [420001]



LUSTROGRAD
ОПТОВЫЕ ПРОДАЖИ СВЕТИЛЬНИКОВ

SLV VALETO®
SMART HOME SYSTEM

QR111, Dim to Warm

	LED GU10, 9.5W 220-240V ~50/60Hz	LED GU10, 9.5W 220-240V ~50/60Hz	LED GU10, 9.5W 220-240V ~50/60Hz	LED GU10, 9.5W 220-240V ~50/60Hz
Lamp current	0.48A	0.48A	0.48A	0.48A
Total consumption	9.5W	9.5W	9.5W	9.5W
Diameter	11.1 cm	11.1 cm	11.1 cm	11.1 cm
Length	7.3 cm	7.3 cm	7.3 cm	7.3 cm
En. consumption/1000h	10kWh	10kWh	10kWh	10kWh
Energy efficiency index	A+	A+	A+	A+
Colour temperature	2700-6500K	2700-6500K	2700-6500K	2700-6500K
Luminous flux	830lm	830lm	830lm	830lm
Luminous intensity	3100cd	3100cd	1800cd	1800cd
life span	25000h	25000h	25000h	25000h
Beam angle	25°	25°	40°	40°
Weight	0.16 kg	0.16 kg	0.16 kg	0.16 kg
Colour rendering index	>80	>80	>80	>80
Item no.	1000758	1000753	1000754	1000756

Note

Can be remotely controlled and dimmed using remote control CCT/DIM [420021] or gateway [420001]

SLV VALETO®
SMART HOME SYSTEM

LED-MODULE FOR QR-C51

	2800K, 24° 220V ~50/60Hz, 10W	2800K, 36° 220V ~50/60Hz, 10W
Prim. voltage	220V ~50/60Hz	220V ~50/60Hz
Total consumption	10W	10W
Length	7.5 cm	7.5 cm
Diameter	5 cm	5 cm
En. consumption/1000h	10kWh	10kWh
Energy efficiency index	A+	A+
Colour temperature	2800K	2800K
Luminous flux	800lm	800lm
life span	25000h	25000h
Beam angle	24°	36°
Material	Aluminium	Aluminium
Colour	white	white
Weight	0.23 kg	0.23 kg
Colour rendering index	>80	>80
Item no.	1000572	1000573

Note

MEGAMAN



SENSORS.

















SLV VALETO®
SMART HOME SYSTEM

WATER LEVEL SENSOR

SMOKE DETECTOR

MOTION SENSOR
Motion sensor

WINDOW/DOOR SENSOR
Door closing sensor

	   	   	  	  
Prim. voltage	Battery operation	Battery operation	Battery operation	Battery operation
Length	5 cm	-	8.4 cm	4.5 cm
Width	5 cm	-	6.3 cm	4.5 cm
Height	2.5 cm	4 cm	2.6 cm	1.9 cm
Diameter	-	10.5 cm	-	-
Output	-	-	0.18W	0.18W
Max. ambient temp.	45°C	65°C	40°C	40°C
Material	Plastic	Plastic	Plastic	Plastic
Colour	white	white	white	white
Weight	-	0.13 kg	0.04 kg	0.03 kg
Item no.	1000749	1000750	420040	420041

Coming soon: January 2018 Coming soon: January 2018

Note

Can only be used in combination with gateway [420001]



COMMUNICATION.



SLV VALETO®
SMART HOME
SYSTEM

















GATEWAY

VALETO® BOX ON-OFF
control module

VALETO® BOX 1-10V
DIM control module

VALETO® BOX TRIAC
DIM control module

VALETO®
FLUSH MOUNT
DIMMER

	  	  	  	  	   
Prim. voltage	220-240V ~50/60Hz	220-240V ~50/60Hz	220-240V ~50/60Hz	220-240V ~50/60Hz	220-240V ~50/60Hz
Length	13.3 cm	16.5 cm	16.5 cm	16.5 cm	4.6 cm
Width	10 cm	6.5 cm	6.5 cm	6.5 cm	4.7 cm
Height	3.5 cm	3 cm	3 cm	3 cm	1.8 cm
No. of outputs (sec)	-	1	2	1	1
Output	0.8W	480W	480W	480W	300W
Watts/output	-	1-480W	1-480W	1-250W / 1-150W*	25-300W
Min. ambient temp.	-20°C	0°C	0°C	0°C	0°C
Max. ambient temp.	40°C	40°C	40°C	40°C	40°C
Material	Plastic	Plastic	Plastic	Plastic	Plastic
Colour	white	white	white	white	white
Weight	0.13 kg	0.19 kg	0.19 kg	0.19 kg	0.04 kg
Item no.	420001	420010	420011	420012	1001008

Note

incl. external power supply

Can be remotely controlled using remote control CCT/DIM [420021] or gateway [420001]

Can be remotely controlled and dimmed using remote control CCT/DIM [420021] or gateway [420001]

* Resistive output: 1-250W; Capacitive output: 1-150W.









CONTROL ELEMENTS.



SLV VALETO®
SMART HOME SYSTEM

REMOTE CONTROL RGBW
Remote control

REMOTE CONTROL CCT/DIM
Remote control


	  	  
Prim. voltage	Battery operation	Battery operation
Length	11.3 cm	11.3 cm
Width	4.6 cm	4.6 cm
Height	2.2 cm	2.2 cm
Output	0.011W	0.011W
Ambient temperature	40°C	40°C
Material	ABS	ABS
Colour	white	white
Weight	0.04 kg	0.04 kg
Item no.	420020	420021



YOUR BEAMING COMPANION.

ACCESSORIES FOR INDIVIDUAL LIGHT AESTHETICS.

There are many different aspects to light. The possibilities are just as numerous when it is a case of lighting rooms and outside areas. These options can be extended with our accessories, and environments can literally be immersed in new light with different light installations.





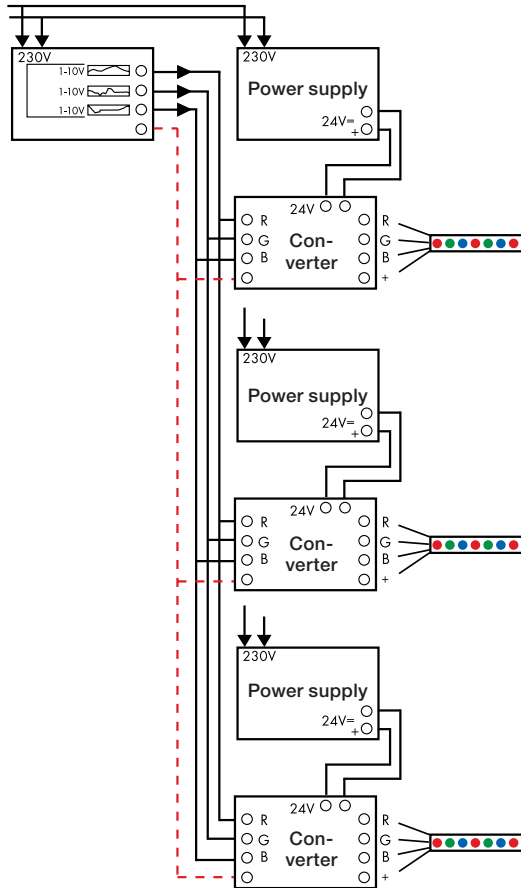
132670 964

132620 68

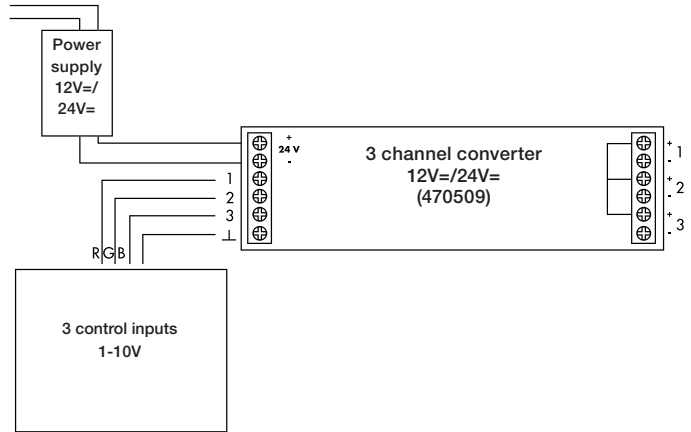
132690 67

SCHEMATIC DIAGRAMS

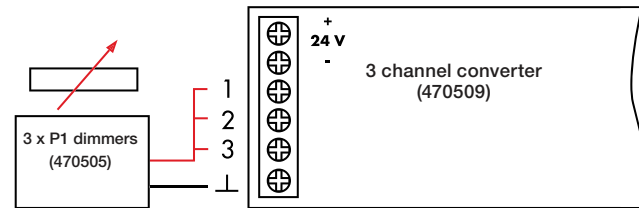
Parallel circuits with high Wattages
From an output of >50W a new feed-in must be provided.



100W power supply and 3-channel transformer.
Connection of max. 50 transformers possible.



Use of EP1 dimmers 1-10V and 3-channel transformer.



ACCESSORIES

PWM transformer



0956

1-10V Dimmer



0956

Transformers 12V AC



0956

IP44 transformers 12V AC



0957

Transformers 12V AC



0957

Toroidal transformers 12V AC



0958

TENSEO Toroidal transformers 12V AC



0958

LED power supplies 12V DC



0959

ELECTRONIC BALLAST HID

0959

Connection lead HID

0959

LED power supplies 24V DC

0960

LED power supply 24V DC

0960

LED driver 350mA

0961

LED driver incl. strain relief 350mA

0961

LED driver incl. strain relief 700mA

0962

LED driver 350mA /500mA

0962

LED driver incl. strain relief 1000mA /1050mA

0963

LED driver incl. strain relief 700mA

0963

Ceiling hook

0964

Cable clamp

0964

Cable 5 m

0964

Cable 10 m

0964

Cable 10 m clear

0965

Intermediate switch cord


0965

Shock-proof mains plug


0965

Wire cable suspension

0965

Stopper for wire cable

0965

Ceiling plates

0966

Multiway connector 3 outputs 6 outputs

0966

Cable extensions 1 m 2 m

0966

Double-sided adhesive tape

0967

Halogen socket G6.35

0967

Socket GU10

0967

Motion sensor Infra-red

0967

Connection boxes

0968

Connection boxes

0968

Outdoor plug socket

0968

Garden outlets 1.4 m 10 m

0968

Garden outlets Country-spec. 1.5 m

0969

Garden outlets Country-spec. 10 m

0969

Lamp pliers

0969



PWM transformer


12V DC/24V DC | 16.6/33.3W | 3-channel

12V DC/24V DC | 50/100W | 1-channel

Prim. voltage	12V DC / 24V DC	12V DC / 24V DC
Voltage sec.	12V DC / 24V DC	12V DC / 24V DC
Length	17 cm	17 cm
Width	4 cm	4 cm
Height	3 cm	3 cm
No. of outputs (sec)	3	1
Watts upto	16.6 / 33.3W	50 / 100W
Material	Plastic PC	Plastic PC
Colour	white	white
Weight	0.1 kg	0.1 kg
Item no.	470509	470550

Note

See schematic diagrams, Page 0956



1-10V Dimmer

Prim. voltage	10V DC
Length	2.3 cm
Width	3.9 cm
Height	2 cm
Material	Plastic PC
Colour	white
Weight	0.04 kg
Item no.	470505

Note

1-10V dimmer for connecting to controllers with 1-10V control voltage.



Transformers


12V AC | 60VA

12V AC | 105VA

12V AC | 250VA

12V AC | 300VA

Prim. voltage	230V ~50Hz	230V ~50Hz	230V ~50Hz	230V ~50Hz
Voltage sec.	12V AC	12V AC	12V AC	12V AC
Length	6 cm	11 cm	8 cm	9 cm
Width	10 cm	7.5 cm	11 cm	13 cm
Height	6.3 cm	8 cm	8 cm	11 cm
Dimmable C	x	x	x	x
Dimmable Triac C	x	x	-	-
Dimmable Triac L	x	x	-	-
No. of outputs (sec)	1	1	1	1
Output	60VA	105VA	250VA	300VA
Temperature protection	110°C	110°C	110°C	110°C
IP protection class	IP 40	IP 40	IP 40	IP 40
Colour	white	white	white	white
Weight	1.25 kg	2.5 kg	3.1 kg	3.9 kg
Item no.	451060	451105	451250	451301



IP44 transformers

12V AC | 10VA

12V AC | 60VA

12V AC | 150VA

Prim. voltage	230V ~50Hz	230V ~50Hz	230V ~50Hz
Voltage sec.	12V AC	12V AC	12V AC
Length	7.5 cm	6 cm	8 cm
Width	5 cm	10 cm	11 cm
Height	4.5 cm	6.3 cm	7.5 cm
Dimmable C	x	x	x
Dimmable Triac C	x	x	x
Dimmable Triac L	x	x	x
Watts upto	10W	60W	150W
Temperature protection	133°C	133°C	133°C
IP protection class	IP 44	IP 44	IP 44
Material	Plastic	Plastic	Plastic
Colour	black	black	black
Weight	0.7 kg	1.3 kg	3.5 kg
Item no.	227140	227160	227150



Transformers

12V AC | 60W

12V AC | 70W

12V AC | 105W

12V AC | 150W

12V AC | 210W

12V AC | 20VA

Prim. voltage	230V ~50Hz	230V ~50/60Hz	230V ~50/60Hz	230V ~50Hz	230V ~50Hz	230V ~50Hz
Voltage sec.	12V AC	12V AC	12V AC	12V AC	12V AC	12V AC
Length	10.5 cm	-	14.6 cm	16.6 cm	20 cm	-
Width	3.3 cm	-	5.5 cm	3.9 cm	4.3 cm	-
Height	2.2 cm	-	1.9 cm	3.3 cm	3.9 cm	7.8 cm
Diameter	-	5.5 cm	-	-	-	5.7 cm
Depth	-	2.3 cm	-	-	-	-
Dimmable L	x	x	x	x	x	-
Dimmable Triac C	x	x	x	x	x	-
Dimmable Triac L	x	x	x	x	x	-
Output current	-	-	-	-	-	1.66mA
No. of outputs (sec)	1	1	1	3	3	1
Watts from	10W	10W	20W	50W	50W	-
Watts upto	60W	70W	105W	150W	210W	20W
Power factor (λ)	0.98	0.98	-	-	-	-
Temperature protection	110°C	110°C	100°C	110°C	110°C	110°C
IP protection class	-	-	-	-	-	IP 40
Max. sec. cable L	-	-	-	-	-	2.5 m
Material	Plastic PC	Plastic PC	Plastic	Plastic	Plastic	-
Colour	white	white	black	black	black	-
Weight	0.06 kg	0.1 kg	0.14 kg	0.18 kg	0.29 kg	0.6 kg
Item no.	461060	461050	461320	461157	461217	451020

Note

Suitable for mounting in switch boxes with a diameter of 68 mm. Primary wire length: 12.5 cm/secondary wire length: 14.5 cm







Flat design



Toroidal transformers

12V AC | 105VA

12V AC | 210VA

	  	  
Prim. voltage	230V ~50Hz	230V ~50Hz
Voltage sec.	12V AC	12V AC
Diameter	11.1 cm	13.6 cm
Height	6.5 cm	6.5 cm
Dimmable C	x	x
Dimmable Triac C	x	x
Dimmable Triac L	x	x
No. of outputs (sec)	1	1
Watts upto	105W	210W
Temperature protection	130°C	130°C
Fuse (prim.)	1.6A	3.15A
Colour	chrome	chrome
Material	Steel	Steel
Weight	1.64 kg	2.64 kg
Item no.	138812	138822

TENSEO toroidal transformers



12V AC | 105VA



















12V AC | 105VA

12V AC | 105VA

12V AC | 210VA

12V AC | 210VA

12V AC | 210VA

	  	  	  	  	  	  
Prim. voltage	230V ~50Hz	230V ~50Hz	230V ~50Hz	230V ~50Hz	230V ~50Hz	230V ~50Hz
Voltage sec.	12V AC	12V AC	12V AC	12V AC	12V AC	12V AC
Diameter	11 cm	11 cm	11 cm	13.5 cm	13.5 cm	13.5 cm
Height	11 cm	11 cm	11 cm	11 cm	11 cm	11 cm
Dimmable C	x	x	x	x	x	x
Dimmable Triac C	x	x	x	x	x	x
Dimmable Triac L	x	x	x	x	x	x
No. of outputs (sec)	1	1	1	1	1	1
Output	105VA	105VA	105VA	210VA	210VA	210VA
Temperature protection	130°C	130°C	130°C	130°C	130°C	130°C
Fuse (prim.)	1.6A	1.6A	1.6A	3.15A	3.15A	3.15A
Material	Steel/brass	Steel/brass	Steel/brass	Steel/brass	Steel/brass	Steel/brass
Colour	black	white	chrome	black	white	chrome
Weight	1.6 kg	1.6 kg	1.6 kg	3.05 kg	3.05 kg	3.05 kg
Item no.	138980	138981	138982	138990	138991	138992



LED power supplies



Prim. voltage	220-240V ~50/60Hz	220-240V ~50/60Hz	230V ~50Hz	230V ~50Hz	220-240V ~50/60Hz
Voltage sec.	12V DC	12V DC	12V DC	12V DC	12V DC
Diameter	5.5 cm	-	-	-	-
Length	-	8.5 cm	16.6 cm	12.9 cm	18.2 cm
Width	-	4 cm	3.9 cm	7.5 cm	8.8 cm
Height	2.2 cm	2.2 cm	3.3 cm	3.2 cm	3.5 cm
No. of outputs (sec)	1	1	1	1	1
Watts upto	12W	12W	20W	36W	60W
Power factor (λ)	-	0.4	-	-	0.95
Temperature protection	110°C	110°C	110°C	110°C	110°C
Material	Plastic PC	Plastic PC	Plastic PC	Plastic PC	Plastic PC
Colour	white	white	white	black	black
Weight	0.06 kg	0.06 kg	0.13 kg	0.26 kg	0.62 kg
Item no.	470545	470507	470541	470543	470508

Note
Suitable for mounting in switch boxes with a diameter of 68 mm.
Primary wire length: 12.5 cm/ secondary wire length: 14.5 cm

ELECTRONIC BALLAST HID



Prim. voltage	230V ~50Hz	230V ~50Hz	230V ~50Hz
Ignition voltage	<5kV	<5kV	<5kV
Length	12.9 cm	12.9 cm	19.1 cm
Width	7.6 cm	7.6 cm	8.8 cm
Height	3.2 cm	3.2 cm	3.6 cm
No. of outputs (sec)	1	1	1
Watts upto	35W	70W	150W
Power factor (λ)	0.98	0.98	0.98
Temperature protection	110°C	110°C	110°C
Max. sec. cable L	2m	2m	2m
Material	Plastic PC	Plastic PC	Plastic PC
Weight	0.24 kg	0.24 kg	0.53 kg
Item no.	470360	470370	470380

Connection lead



Prim. voltage	300V /500V
Length	200cm
Material	Silicone
Colour	black
Weight	0.14 kg
Item no.	961062

Note
3x1.5mm² silicone connecting cable for HID applications.

LED power supplies



24V DC, 12W

24V DC, 12W

24V DC, 20W

24V DC, 20W

24V DC, 36W


Prim. voltage	100-240V ~50/60Hz	230V ~50Hz	230V ~50Hz	220-240V ~50/60Hz	230V ~50Hz
Voltage sec.	24V DC	24V DC	24V DC	24V DC	24V DC
Length	-	8.5 cm	16.7 cm	14.6 cm	12.9 cm
Width	-	4 cm	3.8 cm	5.5 cm	7.5 cm
Height	2.2 cm	2.3 cm	3 cm	1.9 cm	3.2 cm
Diameter	5.5 cm	-	-	-	-
Dimmable 1 to 10 V	-	-	-	x	-
No. of outputs (sec)	1	1	1	1	1
Watts upto	12W	12W	20W	20W	36W
Temperature protection	110°C	110°C	110°C	100°C	110°C
Material	Plastic PC	Plastic PC	Plastic PC	Plastic PC	Plastic PC
Colour	white	white	white	white	black
Weight	0.06 kg	0.06 kg	0.13 kg	0.12 kg	0.35 kg
Item no.	470546	470502	470542	470547	470544

Note

Suitable for mounting in switch boxes with a diameter of 68 mm.
Primary wire length: 12.5 cm/secondary wire length: 14.5 cm

Flat design

LED power supply



24V DC, 60W

24V DC, 100W

24V DC, 100W

24V DC, 150W

24V DC, 150W

Prim. voltage	220-240V ~50/60Hz	220-240V ~50/60Hz	230V ~50Hz	220-240V ~50/60Hz	220-240V ~50/60Hz
Voltage sec.	24V DC	24V DC	24V DC	24V DC	24V DC
Length	17.5 cm	18.2 cm	19 cm	23.4 cm	20.7 cm
Width	7.8 cm	8.8 cm	13 cm	11.4 cm	11 cm
Height	3.5 cm	3.5 cm	3.5 cm	4.9 cm	4.5 cm
Dimmable 1 to 10 V	-	-	x	-	-
Weight	0.3 kg	0.62 kg	0.51 kg	0.82 kg	0.73 kg
No. of outputs (sec)	1	1	3	1	1
Watts upto	60W	100W	100W	150W	150W
Power factor (λ)	0.95	0.95	-	-	0.98
Temperature protection	110°C	110°C	110°C	110°C	110°C
IP protection class	-	-	-	IP 44	-
Material	Plastic PC	Plastic PC	Plastic PC	Plastic PC	Plastic PC
Colour	white	black	black	black	black
Item no.	470506	470500	470540	470548	470549

Note

Dimmable with EP1 dimmer [470505].
Dimming range: 0-100%. Control voltage: 3x 1-10V.
Output: 3x 1.4A max.



LED driver

350mA | 3W

350mA | 3W

350mA | 9W

350mA | 9W

350mA | 10W

Prim. voltage	230V ~50Hz	230V ~50Hz	230V ~50Hz	230V ~50Hz	220-240V ~50/60Hz
Voltage sec.	-	-	-	-	17-29 V DC
Diameter	-	-	-	5.5 cm	-
Length	5.6 cm	5.5 cm	8.5 cm	-	8.5 cm
Width	3.9 cm	3.9 cm	4.1 cm	-	4.1 cm
Height	2 cm	2 cm	2.2 cm	2.2 cm	2.2 cm
Dimmable Triac C	-	-	-	-	x
Dimmable Triac L	-	-	-	-	x
Output current	350mA	350mA	350mA	350mA	350mA
No. of outputs (sec)	1	1	1	1	1
Output	-	-	-	-	10W
Watts from	1W	1W	1W	5.6W	5.95W
Watts upto	3W	3W	9W	9.1W	10.15W
Power factor (λ)	0.4	0.55	0.4	0.9	0.9
Temperature protection	110°C	110°C	110°C	110°C	110°C
Max. sec. cable L	2m	2m	2m	2m	2m
Material	Plastic PC	Plastic PC	Plastic PC	Plastic PC	Plastic PC
Colour	white	white	white	white	white
Weight	0.04 kg	0.05 kg	0.06 kg	0.06 kg	0.08 kg
Item no.	464107	464108	464109	464130	464140

Note

Suitable for mounting in switch boxes with a diameter of 68 mm.
Primary wire length: 12.5 cm/secondary wire length: 14.5 cm



LED driver incl. strain relief

350mA | 13W

350mA | 15W

350-1050mA | 50W

700mA | 10W

Prim. voltage	230V ~50Hz	220-240V ~50/60Hz	220-240V ~50/60Hz	220-240V ~50/60Hz
Voltage sec.	-	-	-	8.5-14.5 V DC
Length	15.3 cm	158 cm	12.5 cm	8.5 cm
Width	6.7 cm	22 cm	7.9 cm	4.1 cm
Height	3.1 cm	19 cm	2.2 cm	2.2 cm
Dimmable Triac C	x	-	-	x
Dimmable Triac L	x	-	-	x
Dimmable LC	x	-	-	-
Dimmable Dali	-	-	x	-
Dimmable 1 to 10 V	-	-	x	-
Output current	350mA	350mA	350-1050mA	700mA
No. of outputs (sec)	1	1	1	1
Output	-	-	-	10W
Watts from	13W	-	0	5.95W
Watts upto	18W	15W	50W	10.15W
Power factor (λ)	0.9	0.6	0.95	0.9
Min. ambient temp.	-	-	-	-20°C
Max. ambient temp.	-	-	-	50°C
Temperature protection	110°C	100°C	110°C	110°C
Max. sec. cable L	2 m	-	-	2 m
Material	Plastic PC	Plastic PC	Plastic PC	Plastic PC
Colour	white	white	white	white
Weight	0.13 kg	0.05 kg	0.22 kg	0.08 kg
Item no.	464150	464031	464032	464143

Note

Multi-function driver. Different currents of 350mA-1050mA can be set.
Dali and 1-10V dimmable.

LED driver incl. strain relief



700mA | 3W



700mA | 9W



700mA | 10.5W





















700mA | 11W



700mA | 30W



700mA | 36W

	  	 	   	  	  	  
Prim. voltage	230V ~50Hz	230V ~50Hz	220-240V ~50/60Hz	220-240V ~50/60Hz	220-240V ~50/60Hz	220-240V ~50/60Hz
Voltage sec.	-	-	-	-	30-42Vdc	-
Length	5.5 cm	-	8.5 cm	15.8 cm	15.3 cm	16.6 cm
Width	3.9 cm	-	4.1 cm	2.2 cm	6.7 cm	5.2 cm
Height	2 cm	2.2 cm	2.2 cm	1.9 cm	3.1 cm	2.4 cm
Diameter	-	5.5 cm	-	-	-	-
Dimmable Triac C	-	-	x	-	x	x
Dimmable Triac L	-	-	x	-	x	x
Dimmable L	-	-	-	-	-	x
Output current	700mA	700mA	700mA	700mA	700mA	700mA
No. of outputs (sec)	1	1	1	1	1	1
Output	-	-	10.5VA	-	-	-
Watts from	1W	5W	6W	-	21W	16W
Watts upto	3W	8.9W	10.5W	11W	30W	36W
Power factor (λ)	0.55	0.9	0.9	0.6	0.9	0.95
Temperature protection	110°C	110°C	110°C	100°C	110°C	110°C
Max. sec. cable L	2 m	2 m	-	-	-	-
Material	Plastic PC	Plastic PC	Plastic PC	Plastic PC	Plastic PC	Plastic PC
Colour	white	white	white	white	white	white
Weight	0.03 kg	0.06 kg	0.08 kg	0.06 kg	0.17 kg	0.2 kg
Item no.	464200	464132	464142	464030	464155	464803

Note

Suitable for mounting in switch boxes with a diameter of 68 mm. Primary wire length: 12.5 cm/secondary wire length: 14.5 cm

Flat design



350mA | 15W













500mA | 9W



500mA | 50W

LED driver

	   	  	  
Prim. voltage	220-240V ~50/60Hz	230V ~50Hz	100-277 ~50/60Hz
Voltage sec.	26-43 V DC	-	Variable
Length	8.5 cm	6.5 cm	12.9 cm
Width	4.1 cm	3.9 cm	7.6 cm
Height	2.2 cm	2 cm	3.2 cm
Dimmable Triac C	x	-	-
Dimmable Triac L	x	-	-
Dimmable Dali	-	-	x
Output current	350mA	500mA	500mA
No. of outputs (sec)	1	1	1
Output	15W	-	50W
Watts from	9.1W	6W	14.5W
Watts upto	15W	9W	29W
Power factor (λ)	0.9	0.9	0.9
Temperature protection	110°C	110°C	110°C
Max. sec. cable L	2 m	2 m	-
Material	Plastic PC	Plastic PC	Plastic PC
Colour	white	white	black
Weight	0.08 kg	0.05 kg	0.25 kg
Item no.	464144	464091	464191



LED driver incl. strain relief



1000mA | 40W

1000mA | 40W

1000mA | 50W

1050mA | 40W

Prim. voltage	100-240V ~50/60Hz	100-240V ~50/60Hz	100-277 ~50/60Hz	220-240V ~50/60Hz
Voltage sec.	-	-	Variable	-
Length	12.9 cm	12.9 cm	12.9 cm	16.6 cm
Width	7.5 cm	7.5 cm	7.6 cm	5.2 cm
Height	3.2 cm	3.2 cm	3.2 cm	2.4 cm
Dimmable 1 to 10 V	-	x	-	-
Dimmable LC	-	-	-	x
Dimmable Triac C	-	-	-	x
Dimmable Triac L	-	-	-	x
Dimmable Dali	-	-	x	-
Output current	1000mA	1000mA	1000mA	1050mA
No. of outputs (sec)	1	1	1	1
Output	-	-	50W	-
Watts from	-	-	25W	-
Watts upto	40W	40W	50W	40W
Power factor (λ)	0.9	0.9	0.9	0.95
Temperature protection	110°C	110°C	110°C	110°C
Material	Plastic PC	Plastic PC	Plastic PC	Plastic PC
Colour	black	black	black	white
Weight	0.2 kg	0.2 kg	0.25 kg	0.2 kg
Item no.	464170	464176	464193	464804

LED driver
incl. strain relief

700mA | 40W

700mA | 40W

700mA | 50W

Prim. voltage	100-240V ~50/60Hz	100-240V ~50/60Hz	100-277 ~50/60Hz
Voltage sec.	-	-	Variable
Length	12.9 cm	12.9 cm	12.9 cm
Width	7.5 cm	7.5 cm	7.6 cm
Height	3.2 cm	3.2 cm	3.2 cm
Dimmable Dali	-	-	x
Dimmable 1 to 10 V	x	-	-
Output current	700mA	700mA	700mA
No. of outputs (sec)	1	1	1
Output	-	-	50W
Watts from	-	-	20.3W
Watts upto	40W	40W	40.6W
Power factor (λ)	0.9	0.9	0.9
Temperature protection	110°C	110°C	110°C
Material	Plastic PC	Plastic PC	Plastic PC
Colour	black	black	black
Weight	0.2 kg	0.2 kg	0.25 kg
Item no.	464174	464168	464192



Ceiling hook

Diameter	1.8 cm	1.8 cm	1.8 cm
Length	4.6 cm	4.6 cm	4.6 cm
Material	Aluminium	Aluminium	Aluminium
Colour	black	white	chrome
Weight	0.04 kg	0.04 kg	0.04 kg
Item no.	132670	132671	132672



Note For redirecting pendant cables.



Cable clamp

Diameter	1.4 cm	1.4 cm	1.4 cm
Length	3.1 cm	3.1 cm	3.1 cm
Material	Aluminium	Aluminium	Aluminium
Colour	black	white	chrome
Weight	0.01 kg	0.01 kg	0.01 kg
Item no.	132680	132681	132682



Note For pendants. For variable shortening of the cables.



Cable

Textile cable, 5 m 3 x 0.75mm² Textile cable, 5 m 3 x 0.75mm² Textile cable, 5 m 3 x 0.75mm² Textile cable, 5 m 3 x 0.75mm² Textile cable, 5 m 3 x 0.75mm² Textile cable, 5 m 3 x 0.75mm²

Max. perm. voltage	300V	300V	300V	300V	300V	300V
Diameter	0.6 cm	0.6 cm	0.6 cm	0.6 cm	0.6 cm	0.6 cm
Length	500 cm	500 cm	500 cm	500 cm	500 cm	500 cm
Max. ambient temp.	70°C	70°C	70°C	70°C	70°C	70°C
Material	PVC	PVC	PVC	PVC	PVC	PVC
Colour	black	white	blue	orange	green	red
Weight	0.29 kg	0.29 kg	0.29 kg	0.29 kg	0.29 kg	0.29 kg
Item no.	961370	961371	961373	961374	961375	961376

Note Sheath made from durable PVC braid with textile look.



Cable

Textile cable, 3 core 3 x 0.75mm² Textile cable, 3 core 3 x 0.75mm² Textile cable, 3 core 3 x 0.75mm² Textile cable, 3 core 3 x 0.75mm² Textile cable, 3 core 3 x 0.75mm² Textile cable, 3 core 3 x 0.75mm²

Max. perm. voltage	300V	300V	300V	300V	300V	300V
Diameter	0.6 cm	0.6 cm	0.6 cm	0.6 cm	0.6 cm	0.6 cm
Length	1000 cm	1000 cm	1000 cm	1000 cm	1000 cm	1000 cm
Max. ambient temp.	70°C	70°C	70°C	70°C	70°C	70°C
Material	PVC	PVC	PVC	PVC	PVC	PVC
Colour	black textile	white	blue	orange	green	red
Weight	0.58 kg	0.58 kg	0.58 kg	0.58 kg	0.58 kg	0.58 kg
Item no.	961270	961271	961273	961274	961275	961276

Note Sheath made from durable PVC braid with textile look.



Cable

3 x 0.75mm²

Max. perm. voltage	300V
Length	1000 cm
Material	PVC
Colour	clear
Weight	0.5 kg
Item no.	961250

Intermediate switch
cord

Prim. voltage	250V				250V		
Max. perm. current	2A				2A		
Length	6 cm				6 cm		
Width	3 cm				3 cm		
Height	2 cm				2 cm		
Max. ambient temp.	70°C				70°C		
IP protection class	IP 40				IP 40		
Material	PVC				PVC		
Colour	black				white		
Weight	0.02 kg				0.02 kg		
Item no.	111890				111891		

Note Transparent 3-core connecting cable.

Shock-proof mains
plug


Prim. voltage	250V	250V	250V	250V
Max. perm. current	16A	16A	16A	16A
Diameter	3.7 cm	3.7 cm	4.2 cm	4.2 cm
Length	5.9 cm	5.9 cm	9.8 cm	9.8 cm
IP protection class	-	-	IP 44	IP 44
Material	Bakelite	Bakelite	PVC	PVC
Colour	black	white	black	black
Weight	0.04 kg	0.04 kg	0.06 kg	0.06 kg
Item no.	111880	111881	229263	229263

Wire cable suspension




Diameter	0.1 cm
Length	500cm
Max. mech. load	400N
Max. mech. load	40kg
Material	Steel/plastic
Weight	0.02 kg
Item no.	961037

Stopper for wire cable



Diameter	0.8 cm
Material	Steel
Colour	silver
Packing unit	10 pc.
Weight	0.01 kg
Item no.	961034



Ceiling plates

Prim. voltage	230V ~50Hz	230V ~50Hz	230V ~50Hz
Max. perm. current	8.5A	8.5A	8.5A
Length	8.5 cm	8.5 cm	8.5 cm
Width	8.5 cm	8.5 cm	8.5 cm
Height	2.7 cm	2.7 cm	2.7 cm
Material	Aluminium	Aluminium	Aluminium
Colour	matt black	matt white	silver
Weight	0.36 kg	0.36 kg	0.36 kg
Item no.	210060	210061	210064



3 outputs, max. 350 mA



3 outputs, max. 700mA



6 outputs, max. 350 mA



6 outputs, max. 700mA

Multiway connector

Prim. voltage	determined by the ballast	determined by the ballast	determined by the ballast	determined by the ballast
Max. perm. current	350mA	700mA	350mA	700mA
Length	5.2 cm	5.5 cm	5.2 cm	5.1 cm
Width	1.4 cm	1.4 cm	3 cm	2.9 cm
Height	1.3 cm	1.2 cm	1.3 cm	1.2 cm
Material	Plastic	Plastic	Plastic	Plastic
Colour	black	black	black	black
Weight	0.02 kg	0.02 kg	0.04 kg	0.03 kg
Item no.	111850	111830	111860	111831

Note

350mA and 700mA connector strips cannot be combined.



Cable extensions

Max. perm. current	350mA	350mA	700mA	700mA
Length	100 cm	200 cm	100 cm	200 cm
Weight	0.02 kg	0.03 kg	0.01 kg	0.02 kg
Material	Plastic	Plastic	Plastic	Plastic
Item no.	111861	111862	111832	111833

Note

With AMP plug and coupling. 350mA and 700mA connector strips cannot be combined.



Double-sided adhesive tape



3M, with strong adhesion

Colour	clear
Length	300 cm
Width	0.9 cm
Weight	0.04 kg
Item no.	220000



Halogen socket





G6.35 socket

	 
Prim. voltage	12V ~50Hz
Material	Ceramic
Weight	0.01 kg
Item no.	955000



Socket

GU10 socket

		  
Prim. voltage	230V ~50Hz	230V ~50Hz
Material	Ceramic	Ceramic
Weight	0.02 kg	0.4 kg
Item no.	955135	1000909



GU10 socket with connection box and quick-release clamp







Motion sensor

Infra-red



Infra-red

	 	 
Prim. voltage	220-240V ~50Hz	220-240V ~50Hz
Width	6.5 cm	6.5 cm
Height	9.5 cm	9.5 cm
Depth	10 cm	10 cm
Min. ambient temp.	-10°C	-10°C
Max. ambient temp.	40°C	40°C
IP protection class	IP 44	IP 44
Material	Plastic	Plastic
Colour	white	anthracite
Weight	0.15 kg	0.15 kg
Item no.	410861	410865

Note

Detection angle 180°. Range max. 12 m. Switch-on time controllable between approx. 10 seconds and approx 4 minutes. Controllable actuation brightness. Vertically and horizontally adjustable.



Connection boxes

T-connector box

Connection box 6-way

Connection box 1-way

Prim. voltage	230V ~50Hz	230V ~50Hz	230V ~50Hz
Max. perm. voltage	500V	500V	500V
Diameter	-	15.5 cm	-
Length	11 cm	-	25 cm
Width	6.4 cm	-	4.5 cm
Height	3 cm	4.6 cm	6 cm
Max. perm. current	17.5A	-	-
IP protection class	IP 68	IP 55	IP 67
Material	PA 66	PA 66	PA 66
Colour	black	black	black
Diameter	-	15.5 cm	-
Weight	0.11 kg	0.25 kg	0.18 kg
Item no.	228726	229260	229262



Connection boxes

5-pin connection box

3-pin connection box

Connection box 4-way

Connection box 4-way

Prim. voltage	230V ~50Hz	230V ~50Hz	230V ~50Hz	230V ~50Hz
Max. perm. voltage	450V	450V	1000V	1000V
Diameter	3.2 cm	2.7 cm	10 cm	7.2 cm
Length	13 cm	11.5 cm	28.5 cm	16 cm
Max. perm. current	32A	17.5A	-	-
IP protection class	IP 68	IP 68	IP 68	IP 68
Material	PA66 GF	PA66 GF	PP	PP
Colour	black	black	black	yellow/black
Weight	0.07 kg	0.02 kg	0.21 kg	0.21 kg
Item no.	228725	228730	229268	229269



Outdoor plug socket

Energy pack, 230V

Garden outlets



4-way garden outlet



4-way garden outlet

Prim. voltage	230V ~50Hz
Max. perm. current	16A
Length	35 cm
Width	12 cm
Height	12 cm
IP protection class	IP 54
Material	Steel/plastic
Colour	grey
Weight	4.21 kg
Item no.	227000

Prim. voltage	230V ~50Hz	230V ~50Hz
Max. perm. current	16A	16A
Length	10.2 cm	10.2 cm
Width	12 cm	12 cm
Height	21 cm	21 cm
Connection lead length	1.4 m	10m
IP protection class	IP 44	IP 44
Material	Plastic	Plastic
Colour	black	black
Weight	0.7 kg	2.05 kg
Item no.	227001	227002

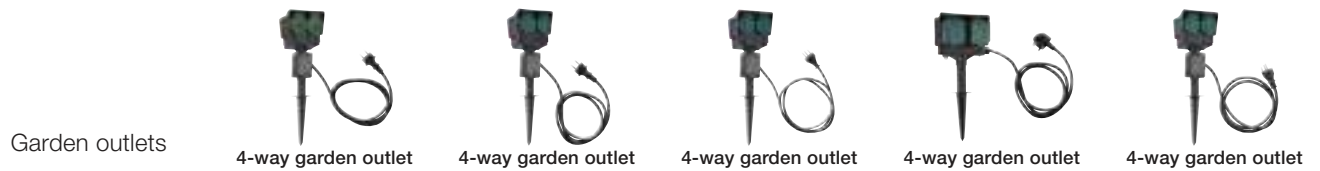
Note

Only drivers that are suitable for outdoors may be accommodated in the energy pack. 3 outputs for metric cable gland in accordance with EN 50262 M12 1 input for metric cable gland in accordance with EN 50262 M25











Note

For use in Germany

For use in Germany













Garden outlets

	 	 	 	 	 
Prim. voltage	230V ~50Hz	230V ~50Hz	230V ~50Hz	230V ~50Hz	230V ~50Hz
Max. perm. current	16A	16A	10A	13A	10A
Length	10.5 cm	10.5 cm	10.5 cm	14.5 cm	10.5 cm
Width	13 cm	13 cm	13 cm	13 cm	13 cm
Height	21 cm	21 cm	21 cm	21 cm	21 cm
Connection lead length	1.5 m	1.5 m	1.5 m	1.5 m	1.5 m
IP rating	IP 44	IP 44	IP 44	IP 44	IP 44
Material	Plastic	Plastic	Plastic	Plastic	Plastic
Colour	black	black	black	black	black
Weight	0.9 kg	0.92 kg	0.79 kg	0.93 kg	0.9 kg
Item no.	1000868	1000869	1000870	1000871	1000872

Note For use in Germany For use in France For use in Switzerland For use in England For use in Denmark



Garden outlets

	 	 	 	 	 
Prim. voltage	230V ~50Hz	230V ~50Hz	230V ~50Hz	230V ~50Hz	230V ~50Hz
Max. perm. current	16A	16A	10A	13A	10A
Length	10.5 cm	10.5 cm	10.5 cm	14.5 cm	10.5 cm
Width	13 cm	13 cm	13 cm	13 cm	13 cm
Height	21 cm	21 cm	21 cm	21 cm	21 cm
Connection lead length	10 m	10 m	10 m	10 m	10 m
IP rating	IP 44	IP 44	IP 44	IP 44	IP 44
Material	Plastic	Plastic	Plastic	Plastic	Plastic
Colour	black	black	black	black	black
Weight	2.09 kg	2.21 kg	1.98 kg	2.12 kg	2.09 kg
Item no.	1000874	1000875	1000876	1000877	1000878

Note For use in Germany For use in France For use in Switzerland For use in England For use in Denmark



Lamp gripper

Length	13 cm
Width	3.5 cm
Height	1.5 cm
Material	Stainless steel 304
Colour	Stainless steel
Weight	0.29 kg
Item no.	470640

Note For replacing GU | QPAR51 and GU5.3 | QR-C51 lamps



THE SOURCE OF ALL LIGHT.

THE RIGHT LAMP FOR ANY LIGHTING SOLUTION.

The right lighting effect is the result of perfect interaction between the luminaire and the lamp. As well as the design; energy efficiency is also an important criterion. Many alternatives to the classic light bulb have gained a foothold on the market in recent years. This means that the right lighting element is available for every kind of application or luminaire.

LAMPS

GENERAL INFORMATION.

- The energy efficiency indexes specified correspond to European Council Regulation No. 874/2012. The energy stickers for the individual articles are available for downloading at slv.com.
- Operating in open luminaires without protection glass is only permitted with low-pressure lamps. Lamps with this symbol (IEC 357 standard) are suitable for use in luminaires without protection glass.
- Halogen lamps and metal halide discharge lamps (HID) can cause the lamp housing to heat up. The latter may therefore only be touched when they have cooled down. Adjustable luminaires or lamp heads which do not have an adjusting handle fitted or which are used with lamps at the maximum wattage meaning that the maximum permissible housing temperature is exceeded at the obvious adjustment point, must be installed out of hands' reach. Our LED retrofit lamps are available as a low temperature alternative for most of our halogen luminaires. You can find corresponding solutions in this chapter.
- Low-voltage lamps can be operated using suitable LED retrofit lamps in many cases. However, not every combination of luminaires with apparently suitable lamps is possible due to the conflicting individual cases, where there are transformer and LED technology-specific issues. If you have any questions about compatibility, visit slv.com or contact our sales department.
- The dimensions specified for the lamps always refer to the complete exterior dimensions of a lamp. This means that the threaded base is included.
- **All bulbs must be disposed off separately and do not belong in the household waste.**





OUR HighLIGHTS



Our High**LIGHTS** lamps are marked with this symbol on the following pages.

High**VALUE** G9



0974

A halogen alternative that lasts.
Economical.

High**FOCUS** QR-C51



0975

Three radiation angles 25°/40°/50°
thanks to rotating focus ring.

High**FLEX** QPAR51



0977

Flexible light design. 3 stages,
dimnable with normal wall switch.

High**FOCUS** QPAR51



0978

Three radiation angles 25°/40°/50°
thanks to rotating focus ring.

High**TECH** QR111



0980

High-tech with the look of a traditional
QR111 lamp.

High**POWER** QPAR111



0981

Long-lasting LED luminaire
with high lumen output.

High**FLEX** QPAR111



0985

Flexible light design. 3 stages,
dimnable with normal wall switch.

High**DECO** E27



0986

Decorative, long-lasting LED lamp.

High**FLEX** E27



0988

Flexible light design. 3 stages,
dimnable with normal wall switch.

High**COLOUR** QR-C51



0990

From work light to feel-good light in an
instant. Adjustable colour temperature
thanks to **Dim to Warm** function.

High**COLOUR** QR-C51



0991

From work light to feel-good light in an
instant. Adjustable colour temperature
thanks to **Dim to Warm** function.

High**COMPACT** E27



0987

Because of the sleek design, ideal for
use in compact luminaires, particularly
outdoors.



HALOGEN LAMP

G9



QT-DE 12



G53



LED LAMPS

LED G9



LED R7s
78-118mm



LED GU5.3



LED GwU5.3



LED GX5.3



LED GU10
51mm **NEW**



LED G53



LED G53 **NEW**



LED GU10
111mm **NEW**



LED GU10
111mm **NEW**



LED E14



LED E27



E27
G95/G125 **NEW**



LED E27 **NEW**



LED E27



LED GX53



LED G13



LED module
51mm **NEW**



LED module
111mm



FLUORESCENT LAMPS

TC-QSE
E27



TC-TSE
E27



TC-HSE
E27



TC-D
G24q-2



TC-LEL
2G11



TCR-TSE
GX53



T16-R
2GX13



T16
G5





G9	230-240V, 33W	230-240V, 48W
Prim. voltage	230-240V ~50/60Hz	230-240V ~50/60Hz
Total consumption	33W	48W
Diameter	1.4 cm	1.4 cm
Height	4.3 cm	4.3 cm
Colour temperature	2700K	2800K
Luminous flux	460lm	740lm
Dimmable L	x	x
Dimmable C	x	x
En. consumption/1000h	33kWh	48kWh
Energy efficiency index	D	C
Service life	2000	2000
Weight	0.01 kg	0.01 kg
Colour rendering index	100	100
Item no.	519451	519452

QT-DE12	230V, 48W	230V, 80W	230V, 160W
Prim. voltage	230V ~50Hz	230V ~50Hz	230V ~50Hz
Total consumption	48W	80W	160W
Length	7.8 cm	7.8 cm	11.8 cm
Colour temperature	2900K	2900K	2900K
Luminous flux	750lm	1415lm	3100lm
Dimmable L	x	x	x
Dimmable C	x	x	x
En. consumption/1000h	48kWh	80kWh	160kWh
Energy efficiency index	D	D	D
Service life	2000	2000	2000
Weight	0.01 kg	0.01 kg	0.01 kg
Colour rendering index	100	100	100
Item no.	519230	519231	519241



G53	12V, 35W	12V, 35W	12V, 50W	12V, 50W	12V, 50W
Prim. voltage	12V AC	12V AC	12V AC	12V AC	12V AC
Total consumption	35W	35W	50W	50W	50W
Diameter	11.1 cm	11.1 cm	11.1 cm	11.1 cm	11.1 cm
Height	6.7 cm	6.7 cm	6.7 cm	6.7 cm	6.7 cm
Colour temperature	2900K	2900K	3000K	3000K	3000K
Luminous flux	440lm	440lm	650lm	650lm	650lm
Dimmable L	x	x	x	x	x
Dimmable C	x	x	x	x	x
En. consumption/1000h	38kWh	38kWh	53kWh	53kWh	53kWh
Energy efficiency index	B	B	B	B	B
Luminous intensity	22500cd	4200cd	33000cd	5500cd	2000cd
Service life	4000	4000	4000	4000	4000
Beam angle	6°	24°	6°	24°	40°
Weight	0.05 kg	0.05 kg	0.05 kg	0.05 kg	0.05 kg
Colour rendering index	100	100	100	100	100
Item no.	545512	545522	545751	545752	545753



LED G9	220-240V, 2W	220-240V, 2.5W
Prim. voltage	220-240V ~50/60Hz	220-240V ~50/60Hz
Total consumption	2W	2.5W
Diameter	1.9 cm	1.6 cm
Length	4.3 cm	4.8 cm
Colour temperature	2800K	2700K
Luminous flux	180lm	180lm
Lamp current	0.018A	0.012A
En. consumption/1000h	2kWh	3kWh
Energy efficiency index	A++	A+
Service life	15000	15000
Weight	0.01 kg	0.01 kg
Colour rendering index	>80	>80
Item no.	560292	560302

LED R7s 118 mm
LED R7s 78 mm

	220-240V, 5.5W	220-240V, 10.5W	220-240V, 6.5W
Prim. voltage	220-240V ~50/60Hz	220-240V ~50/60Hz	220-240V ~50/60Hz
Total consumption	5.5W	10.5W	6.5W
Diameter	2.5 cm	2.5 cm	-
Length	7.8 cm	11.8 cm	11.8 cm
Colour temperature	2700K	2700K	3000K
Luminous flux	530lm	1050lm	806lm
Lamp current	0.044A	0.081A	0.065A
En. consumption/1000h	6kWh	11kWh	7kWh
Energy efficiency index	A+	A+	A++
Service life	15000	15000	15000
Beam angle	330°	330°	-
Weight	0.02 kg	0.04 kg	0.2 kg
Colour rendering index	>80	>80	>80
Item no.	560332	560352	551893





LED GU5.3	12V, 3.8W	12V, 3.8W	12V, 3.8W
Prim. voltage	12V ~50Hz	12V ~50Hz	12V ~50Hz
Total consumption	3.8W	3.8W	3.8W
Diameter	5 cm	5 cm	5 cm
Height	4.7 cm	4.7 cm	4.7 cm
Colour temperature	2700K	3000K	4000K
Luminous flux	225lm	225lm	225lm
Lamp current	0.52A	0.52A	0.52A
En. consumption/1000h	5kWh	5kWh	5kWh
Energy efficiency index	A+	A+	A+
Luminous intensity	500cd	500cd	500cd
Service life	25000	25000	25000
Beam angle	40°	40°	40°
Weight	0.04 kg	0.04 kg	0.04 kg
Colour rendering index	>80	>80	>80
Item no.	551242	551243	551244

Note Only operate with a conventional transformer.



LED GU5.3	12V, 6.5W	12V, 6.5W
Prim. voltage	12V AC	12V AC
Total consumption	6.5W	6.5W
Diameter	5 cm	5 cm
Length	5 cm	5 cm
Colour temperature	2700K	3000K
Luminous flux	390lm	420lm
Dimmable C	x	x
Lamp current	0.8A	0.8A
En. consumption/1000h	7kWh	7kWh
Energy efficiency index	A	A+
Luminous intensity	900cd	960cd
Service life	25000	25000
Beam angle	36°	36°
Weight	0.04 kg	0.04 kg
Colour rendering index	>80	>80
Colour	black	black
Item no.	560172	560173

Note PHILIPS
Only suitable for open, ventilated luminaires.



LED GwU5.3	12V, 7.3W	12V, 5W	12V, 5.5W
Prim. voltage	12V ~50Hz	12V ~50Hz	12V ~50Hz
Total consumption	7.3W	5W	5.5W
Diameter	5 cm	5 cm	4.7 cm
Height	5 cm	4.7 cm	4.9 cm
Colour temperature	3000K	2700K	2700K
Luminous flux	560lm	300lm	390lm
Lamp current	0.905A	0.6A	0.715A
En. consumption/1000h	8kWh	6kWh	6kWh
Energy efficiency index	A+	A+	A
Luminous intensity	1030cd	580cd	1000cd
Service life	25000	30000	15000
Beam angle	36°	38°	36°
Weight	0.05 kg	0.06 kg	0.04 kg
Colour rendering index	>80	>80	>80
Item no.	551263	551862	560192

Note Only suitable for open, ventilated luminaires. Only operate with a conventional transformer.

Only operate with a conventional transformer. Integrated temperature control: The lamp is prevented from overheating by an automatic reduction in the luminous flux.

PHILIPS Only operate with a conventional transformer.



LED GX5.3	12V, 5W
Prim. voltage	12V ~50-60Hz
Total consumption	5W
Diameter	5 cm
Height	5.2 cm
Colour temperature	3000K
Luminous flux	300lm
Lamp current	0.56A
En. consumption/1000h	6kWh
Energy efficiency index	A+
Luminous intensity	690cd
Service life	30000
Beam angle	25/40/55°
Weight	0.05 kg
Colour rendering index	>90
Colour	black
Item no.	560593

Note 3 beam angle settings, adjusted by turning the optics.



LED GU10 51mm

220-240V, 5.5W



Prim. voltage	220-240V ~50/60Hz
Total consumption	5.5W
Diameter	5 cm
Height	5.5 cm
Colour temperature	2700K
Luminous flux	400lm
Dimmable switch	x
Lamp current	0.038A
En. consumption/1000h	6 kWh
Energy efficiency index	A+
Luminous intensity	700cd
Service life	20000
Beam angle	38°
Weight	0.06 kg
Colour rendering index	>80

Item no. 1001030



LED GU10 51mm

220-240V, 4.3W

220-240V, 4.3W

220-240V, 4.3W



Prim. voltage	220-240V ~50/60Hz	220-240V ~50/60Hz	220-240V ~50/60Hz
Total consumption	4.3W	4.3W	4.3W
Diameter	5 cm	5 cm	5 cm
Length	5.4 cm	5.4 cm	5.4 cm
Colour temperature	2700K	3000K	4000K
Luminous flux	245lm	245lm	245lm
Lamp current	0.039A	0.039A	0.039A
En. consumption/1000h	5kWh	5kWh	5kWh
Energy efficiency index	A+	A+	A+
Luminous intensity	530cd	530cd	530cd
Service life	25000	25000	25000
Beam angle	40°	40°	40°
Weight	0.04 kg	0.04 kg	0.04 kg
Colour rendering index	>80	>80	>80

Item no. 551252 551253 551254



LED GU10 51mm

220-240V, 3.5W

220-240V, 3.5W

220-240V, 3.5W

220-240V, 4.3W

220-240V, 4.3W

220-240V, 4.3W



Prim. voltage	220-240V ~50/60Hz	220-240V ~50/60Hz	220-240V ~50/60Hz	220-240V ~50/60Hz	220-240V ~50/60Hz	220-240V ~50/60Hz
Total consumption	3.5W	3.5W	3.5W	4.3W	4.3W	4.3W
Diameter	5 cm	5 cm	5 cm	5 cm	5 cm	5 cm
Colour temperature	2700K	3000K	4000K	2700K	3000K	4000K
Luminous flux	265lm	270lm	290lm	365lm	375lm	390lm
Dimmable L	x	x	x	x	x	x
Dimmable C	x	x	x	x	x	x
Lamp current	0.019A	0.02A	0.019A	0.024A	0.024A	0.024A
En. consumption/1000h	4kWh	4kWh	4kWh	5kWh	5kWh	5kWh
Energy efficiency index	A++	A++	A++	A++	A++	A++
Luminous intensity	550cd	550cd	550cd	750cd	750cd	750cd
Service life	35000	35000	35000	35000	35000	35000
Beam angle	40°	40°	40°	40°	40°	40°
Weight	0.04 kg	0.04 kg	0.04 kg	0.04 kg	0.04 kg	0.04 kg
Colour rendering index	>80	>80	>80	>80	>80	>80

Item no. 560122 560123 560124 560142 560143 560144

Note PHILIPS PHILIPS PHILIPS PHILIPS PHILIPS PHILIPS

LUSTROGRAD
ОПТОВЫЕ ПРОДАЖИ СВЕТИЛЬНИКОВ



LED GU10 51mm	220-240V, 6.1W	220-240V, 6.1W	220-240V, 7.2W	220-240V, 7.2W	220-240V, 5.5W	220-240V, 7W
Prim. voltage	220-240V	220-240V	220-240V	220-240V	220-240V	220-240V
Total consumption	~50/60Hz 6.1W	~50/60Hz 6.1W	~50/60Hz 7.2W	~50/60Hz 7.2W	~50/60Hz 5.5W	~50/60Hz 7W
Diameter	5 cm	5 cm	5 cm	5 cm	5 cm	5 cm
Height	5.4 cm	5.4 cm	5.4 cm	5.4 cm	5.2 cm	5.2 cm
Colour temperature	2700K	2700K	2700K	2700K	3000K	2700K
Luminous flux	370lm	370lm	570lm	570lm	440lm	400lm
Dimmable L	x	x	x	x	-	-
Dimmable C	x	x	x	x	-	-
Dimmable switch	-	-	-	-	x	-
Lamp current	0.031A	0.031A	0.036A	0.036A	0.038A	0.049A
En. consumption/1000h	7kWh	7kWh	8kWh	8kWh	6kWh	7kWh
Energy efficiency index	A+	A+	A+	A+	A+	A
Luminous intensity	885cd	885cd	940cd	940cd	770cd	825cd
Service life	15000	15000	15000	15000	20000	30000
Beam angle	36°	36°	36°	36°	38°	38°
Weight	0.04 kg	0.04 kg	0.05 kg	0.05 kg	0.06 kg	0.06 kg
Colour rendering index	>80	>80	>80	>80	>80	>80
Item no.	560522	560532	560542	560552	551902	551872


Note

3 stages, dimmable with normal wall switch. The lamp dims in stages by switching it off and on again.

Integrated temperature control: The lamp is prevented from overheating by an automatic reduction in the luminous flux.



LED GU10 51mm	220-240V, 4.3W	220-240V, 4.3W	220-240V, 4.3W
Prim. voltage	220-240V	220-240V	220-240V
Total consumption	~50/60Hz 4.3W	~50/60Hz 4.3W	~50/60Hz 4.3W
Diameter	5 cm	5 cm	5 cm
Height	5.4 cm	5.4 cm	5.4 cm
Colour temperature	2700K	3000K	4000K
Luminous flux	245lm	245lm	245lm
Lamp current	0.039A	0.039A	0.039A
En. consumption/1000h	5kWh	5kWh	5kWh
Energy efficiency index	A+	A+	A+
Luminous intensity	530cd	530cd	530cd
Service life	25000	25000	25000
Beam angle	40°	40°	40°
Weight	0.04 kg	0.04 kg	0.04 kg
Colour rendering index	>80	>80	>80
Item no.	551292	551293	551294



LED GU10 51mm	220-240V, 6.5W	220-240V, 7W	220-240V, 7W
Prim. voltage	220-240V ~50/60Hz	220-240V ~50/60Hz	220-240V ~50/60Hz
Total consumption	6.5W	7W	7W
Diameter	5 cm	5 cm	5 cm
Height	5.8 cm	5.8 cm	5.8 cm
Colour temperature	3000K	3000K	3000K
Luminous flux	520lm	520lm	520lm
Dimmable L	-	x	x
Lamp current	0.032A	0.047A	0.047A
En. consumption/1000h	7kWh	7kWh	7kWh
Energy efficiency index	A+	A+	A+
Luminous intensity	940cd	940cd	940cd
Service life	25000	25000	25000
Beam angle	36°	36°	36°
Weight	0.06 kg	-	0.06 kg
Colour rendering index	>80	>80	>80
Item no.	551273	551392	551283

Note

Dimmable with trailing-edge dimmer and LED dimmer. Make sure the dimmer is not overloaded.

LED GU10	220-240V, 7W	220-240V, 7W
Prim. voltage	220-240V ~50/60Hz	220-240V ~50/60Hz
Total consumption	7W	7W
Diameter	5 cm	5 cm
Height	6 cm	6 cm
Colour temperature	3000K	3000K
Luminous flux	300lm	300lm
Dimmable L	x	x
Lamp current	0.048A	0.048A
En. consumption/1000h	7kWh	7kWh
Energy efficiency index	A	A
Luminous intensity	690cd	690cd
Service life	30000	30000
Beam angle	25/40/55°	25/40/55°
Weight	0.07 kg	0.07 kg
Colour rendering index	>90	>90
Item no.	560603	560613

Note

3 beam angles, adjustable by turning the optics.



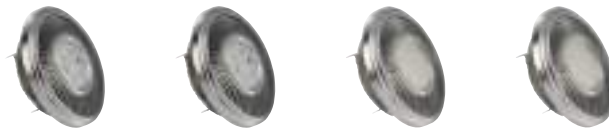
LED GU10 51mm	230V, 3.5W	230V, 5W
Prim. voltage	230V ~50Hz	230V ~50Hz
Total consumption	3.5W	5W
Diameter	5 cm	5 cm
Length	-	-
Height	5.5 cm	5.4 cm
Colour temperature	3000K	2700K
Luminous flux	260lm	350lm
Lamp current	0.03A	0.04A
En. consumption/1000h	4kWh	5kWh
Energy efficiency index	A++	A+
Luminous intensity	650cd	900cd
Service life	15000	15000
Beam angle	36°	36°
Weight	0.04 kg	0.04 kg
Colour rendering index	>80	>80
Item no.	560084	560182

Note

PHILIPS

PHILIPS

LED GU10 51mm	220-240V, 5.3W	220-240V, 5.3W
Prim. voltage	220-240V ~50/60Hz	220-240V ~50/60Hz
Total consumption	5.3W	5.3W
Diameter	5 cm	5 cm
Height	5.5 cm	5.5 cm
Colour temperature	2700K	2700K
Luminous flux	385lm	385lm
Lamp current	0.038A	0.038A
En. consumption/1000h	6kWh	6kWh
Energy efficiency index	A+	A+
Service life	25000	25000
Beam angle	36°	36°
Weight	0.04 kg	0.04 kg
Colour rendering index	>80	>80
Item no.	420060	420061



LED G53	12V, 15W	12V, 15W	12V, 15W	12V, 15W
12V ~50Hz				
Prim. voltage	12V ~50Hz	12V ~50Hz	12V ~50Hz	12V ~50Hz
Total consumption	15W	15W	15W	15W
Diameter	11 cm	11 cm	11 cm	11 cm
Height	6 cm	6 cm	6 cm	6 cm
Colour temperature	2700K	4000K	2700K	4000K
Luminous flux	810lm	870lm	680lm	730lm
Lamp current	1.75A	1.75A	1.75A	1.75A
En. consumption/1000h	16kWh	16kWh	16kWh	16kWh
Energy efficiency index	A	A	A	A
Luminous intensity	1230cd	1320cd	300cd	325cd
Service life	35000	35000	35000	35000
Beam angle	30°	30°	140°	140°
Weight	0.14 kg	0.14 kg	0.14 kg	0.14 kg
Colour rendering index	>80	>80	>80	>80
Item no.	551602	551604	551612	551614

Note Only possible to operate with a conventional transformer.



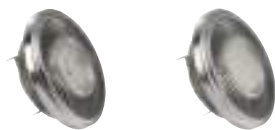
LED G53	12V, 11W	12V, 11W	12V, 11W	12V, 11W	12V, 15W	12V, 15W	12V, 15W	12V, 15W
Prim. voltage	12V AC	12V AC	12V AC	12V AC	12V AC	12V AC	12V AC	12V AC
Total consumption	11W	11W	11W	11W	15W	15W	15W	15W
Diameter	11.1 cm	11.1 cm	11.1 cm	11.1 cm	11.1 cm	11.1 cm	11.1 cm	11.1 cm
Height	6.2 cm	6.2 cm	6.2 cm	6.2 cm	6.2 cm	6.2 cm	6.2 cm	6.2 cm
Colour temperature	2700K	2700K	3000K	3000K	2700K	-	3000K	3000K
Luminous flux	560lm	550lm	580lm	570lm	760lm	-	770lm	760lm
Dimmable C	x	x	x	x	-	-	-	-
Lamp current	1.3A	1.3A	1.3A	1.3A	1.8A	1.8A	1.8A	1.8A
En. consumption/1000h	13kWh	13kWh	13kWh	13kWh	17kWh	17kWh	17kWh	17kWh
Energy efficiency index	A	A	A	A	A	A	A	A
Luminous intensity	2900cd	1100cd	3000cd	1150cd	-	-	-	-
Service life	40000	40000	40000	40000	40000	40000	40000	40000
Beam angle	24°	40°	24°	40°	24°	-	24°	40°
Weight	0.17 kg	0.17 kg	0.17 kg	0.17 kg	0.17 kg	0.17 kg	0.17 kg	0.17 kg
Colour rendering index	>90	>90	>90	>90	>90	>90	>90	>90
Item no.	560261	560262	560263	560264	560231	560232	560233	560234

Note PHILIPS PHILIPS PHILIPS PHILIPS PHILIPS PHILIPS PHILIPS PHILIPS



LED G53	12V, 11W	12V, 11W	12V, 11W	12V, 11W	12V, 19.5W	12V, 19.5W	12V, 19.5W	12V, 19.5W
Prim. voltage	12V AC	12V AC	12V AC	12V AC	12V AC	12V AC	12V AC	12V AC
Total consumption	11W	11W	11W	11W	19.5W	19.5W	19.5W	19.5W
Diameter	11.1 cm	11.1 cm	11.1 cm	11.1 cm	11 cm	11 cm	11 cm	11 cm
Height	5.8 cm	5.8 cm	5.8 cm	5.8 cm	6.1 cm	6.1 cm	6.1 cm	6.1 cm
Colour temperature	2800K	2800K	4000K	4000K	4000K	2700K	4000K	2700K
Luminous flux	450lm	470lm	450lm	470lm	1140lm	1070lm	950lm	900lm
Dimmable C	x	x	x	x	x	x	x	x
Lamp current	1A	1A	1A	1A	1.85A	1.85A	1.85A	1.85A
En. consumption/1000h	12kWh	12kWh	12kWh	12kWh	21kWh	21kWh	21kWh	21kWh
Energy efficiency index	A	A	A	A	A	A	A	A
Luminous intensity	3400cd	1300cd	3400cd	1300cd	1730cd	1625cd	420cd	400cd
Service life	35000	35000	35000	35000	35000	35000	35000	35000
Beam angle	24°	45°	24°	45°	30°	30°	140°	140°
Weight	0.23 kg	0.23 kg	0.23 kg	0.23 kg	0.14 kg	0.14 kg	0.14 kg	0.14 kg
Colour rendering index	>80	>80	>80	>80	>80	>80	>80	>80
Item no.	570041	570042	570043	570044	551400	551402	551410	551412

Note Megaman. Possible to operate with an electronic or conventional transformer. Make sure the transformer is not overloaded.



LED G53	12V, 19W	12V, 19W
Prim. voltage	12V AC	12V AC
Total consumption	19W	19W
Diameter	11 cm	11 cm
Height	6 cm	6 cm
Colour temperature	4000K	4000K
Luminous flux	990lm	830lm
Dimmable C	x	x
Lamp current	1.83A	1.83A
En. consumption/1000h	21kWh	21kWh
Energy efficiency index	A	A
Luminous intensity	1500cd	1250cd
Service life	35000	35000
Beam angle	30°	140°
Weight	0.14 kg	0.14 kg
Colour rendering index	>90	>90
Item no.	551624	551634

Note Possible to operate with an electronic or conventional transformer. Make sure the transformer is not overloaded.






LED G53	12V, 19.5W	12V, 19.5W	12V, 19.5W	12V, 19.5W	12V, 19.5W	12V, 19.5W
Prim. voltage	12V AC	12V AC	12V AC	12V AC	12V AC	12V AC
Total consumption	19.5W	19.5W	19.5W	19.5W	19.5W	19.5W
Diameter	11 cm	11 cm	11 cm	11 cm	11 cm	11 cm
Height	6.1 cm	6.1 cm	6.1 cm	6.1 cm	6.1 cm	6.1 cm
Colour temperature	2700K	2700K	2700K	2700K	2700K	2700K
Luminous flux	1070lm	1070lm	1070lm	900lm	900lm	900lm
Dimmable C	x	x	x	x	x	x
Lamp current	1.85A	1.85A	1.85A	1.85A	1.85A	1.85A
En. consumption/1000h	21kWh	21kWh	21kWh	21kWh	21kWh	21kWh
Energy efficiency index	A	A	A	A	A	A
Luminous intensity	1625cd	1625cd	1625cd	400cd	400cd	400cd
Service life	35000	35000	35000	35000	35000	35000
Beam angle	30°	30°	30°	140°	140°	140°
Weight	0.14 kg	0.14 kg	0.14 kg	0.14 kg	0.14kg	0.14 kg
Colour rendering index	>80	>80	>80	>80	>80	>80
Item no.	570602	570612	570622	570632	570642	570652

Note

Possible to operate with an electronic or conventional transformer. Pay attention to the usage rate of the transformer



LED G53	12V, 9W	12V, 9W	12V, 9W	12V, 9W	12V ~50Hz, 9W	12V ~50Hz, 9W
Prim. voltage	12V ~50Hz	12V ~50Hz	12V ~50Hz	12V ~50Hz	12V ~50Hz	12V ~50Hz
Total consumption	9W	9W	9W	9W	9W	9W
Diameter	11.1 cm	11.1 cm	11.1 cm	11.1 cm	11.1 cm	11.1 cm
Height	5.7 cm	5.7 cm	5.7 cm	5.7 cm	5.4 cm	5.4 cm
Colour temperature	2700K	4000K	2700K	4000K	2700K	4000K
Luminous flux	800lm	800lm	800lm	800lm	800lm	800lm
Lamp current	1.29A	1.29A	1.29A	1.29A	1.29A	1.29A
En. consumption/1000h	10 kWh	10 kWh	10 kWh	10 kWh	10kWh	10kWh
Energy efficiency index	A+	A+	A+	A+	A+	A+
Service life	25000	25000	25000	25000	25000	25000
Beam angle	13°	13°	13°	13°	25°	25°
Weight	0.13 kg	0.13 kg	0.13 kg	0.13 kg	0.13 kg	0.13 kg
Colour rendering index	>80	>80	>80	>80	>80	>80
Item no.	560622	560624	560632	560634	560642	560644



LED G53	12V, 9W	12V, 9W	12V, 9W	12V, 9W	12V, 9W	12V, 9W
Prim. voltage	12V ~50Hz	12V ~50Hz	12V ~50Hz	12V ~50Hz	12V ~50Hz	12V ~50Hz
Total consumption	9W	9W	9W	9W	9W	9W
Diameter	11.1 cm	11.1 cm	11.1 cm	11.1 cm	11.1 cm	11.1 cm
Height	5.4 cm	5.4 cm	5.4 cm	5.4 cm	5.4 cm	5.4 cm
Colour temperature	2700K	4000K	2700K	4000K	2700K	4000K
Luminous flux	800lm	800lm	800lm	800lm	800lm	800lm
Lamp current	1.29A	1.29A	1.29A	1.29A	1.29A	1.29A
En. consumption/1000h	10kWh	10kWh	10kWh	10kWh	10kWh	10kWh
Energy efficiency index	A+	A+	A	A	A	A
Service life	25000	25000	25000	25000	25000	25000
Beam angle	25°	25°	40°	40°	40°	40°
Weight	0.13 kg	0.13 kg	0.13 kg	0.13 kg	0.13 kg	0.13 kg
Colour rendering index	>80	>80	>80	>80	>80	>80
Item no.	560652	560654	560662	560664	560672	560674



LED GU10 111mm 220-240V, 6.5W

Prim. voltage	220-240V ~50/60Hz
Total consumption	6.5W
Diameter	11.1 cm
Height	7 cm
Colour temperature	2700K
Luminous flux	400lm
Dimmable switch	x
Lamp current	0.048A
En. consumption/1000h	7 kWh
Energy efficiency index	A+
Luminous intensity	720cd
Service life	20000
Beam angle	30°
Weight	0.24 kg
Colour rendering index	>80
Item no.	1000684



LED GU10 111mm 220-240V, 10W 220-240V, 10W

Prim. voltage	220-240V ~50/60Hz	220-240V ~50/60Hz
Total consumption	10W	10W
Diameter	11.1 cm	11.1 cm
Height	7 cm	7 cm
Colour temperature	2700K	3000K
Luminous flux	540lm	630lm
Dimmable switch	x	x
Lamp current	0.82A	0.82A
En. consumption/1000h	10 kWh	10 kWh
Energy efficiency index	A+	A+
Luminous intensity	890cd	1040cd
Service life	20000	20000
Beam angle	38°	38°
Weight	0.28 kg	0.28 kg
Colour rendering index	>80	>80
Item no.	1001028	1001029

Note 3 stages, dimmable with normal wall switch. The lamp dims in stages by switching it off and on again.



LED GU10 111mm 220-240V, 9.5W 220-240V, 9.5W 220-240V, 9.5W 220-240V, 9.5W

Prim. voltage	220-240V ~50/60Hz	220-240V ~50/60Hz	220-240V ~50/60Hz	220-240V ~50/60Hz
Total consumption	9.5W	9.5W	9.5W	9.5W
Diameter	11.1 cm	11.1 cm	11.1 cm	11.1 cm
Height	7.3 cm	7.3 cm	7.3 cm	7.3 cm
Colour temperature	2700K	2700K	2700K	2700K
Luminous flux	830lm	830lm	830lm	830lm
Lamp current	0.048A	0.048A	0.048A	0.048A
En. consumption/1000h	10 kWh	10 kWh	10 kWh	10 kWh
Energy efficiency index	A+	A+	A+	A+
Luminous intensity	2600cd	2600cd	1000cd	1000cd
Service life	25000	25000	25000	25000
Beam angle	25°	25°	40°	40°
Weight	0.15 kg	0.15 kg	0.15 kg	0.15 kg
Colour rendering index	>80	>80	>80	>80
Item no.	1000752	1000755	1000757	1000759



LED GU10 111mm 220-240V, 9.5W 220-240V, 9.5W 220-240V, 9.5W 220-240V, 9.5W

Prim. voltage	220-240V ~50/60Hz	220-240V ~50/60Hz	220-240V ~50/60Hz	220-240V ~50/60Hz
Total consumption	9.5W	9.5W	9.5W	9.5W
Diameter	11.1 cm	11.1 cm	11.1 cm	11.1 cm
Height	7.3 cm	7.3 cm	7.3 cm	7.3 cm
Colour temperature	2700K-6500K	2700K-6500K	2700K-6500K	2700K-6500K
Luminous flux	830lm	830lm	830lm	830lm
Lamp current	0.048A	0.048A	0.048A	0.048A
En. consumption/1000h	10 kWh	10 kWh	10 kWh	10 kWh
Energy efficiency index	A+	A+	A+	A+
Luminous intensity	3100cd	3100cd	1800cd	1800cd
Service life	25000	25000	25000	25000
Beam angle	25°	25°	40°	40°
Weight	0.16 kg	0.16 kg	0.16 kg	0.16 kg
Colour rendering index	>80	>80	>80	>80
Item no.	1000758	1000753	1000754	1000756



LED GU10 111mm 230V, 17.5W 230V, 17.5W 230V, 17.5W 230V, 17.5W 230V, 17.5W 230V, 17.5W

Prim. voltage	230V ~50Hz	230V ~50Hz	230V ~50Hz	230V ~50Hz	230V ~50Hz	230V ~50Hz
Total consumption	17.5W	17.5W	17.5W	17.5W	17.5W	17.5W
Diameter	11.1 cm	11.1 cm	11.1 cm	11.1 cm	11.1 cm	11.1 cm
Height	7.1 cm	7.1 cm	7.1 cm	7.1 cm	7.1 cm	7.1 cm
Colour temperature	2700K	4000K	2700K	4000K	4000K	4000K
Luminous flux	880lm	1140lm	750lm	950lm	870lm	740lm
Dimmable C	x	x	x	x	x	x
Lamp current	0.078A	0.078A	0.078A	0.078A	0.078A	0.078A
En. consumption/1000h	18kWh	18kWh	18kWh	18kWh	18kWh	18kWh
Energy efficiency index	A	A	A	A	A	A
Luminous intensity	1340cd	1730cd	-	-	1320cd	-
Service life	35000	35000	35000	35000	35000	35000
Beam angle	30°	30°	140°	140°	30°	140°
Weight	0.19 kg	0.19 kg	0.19 kg	0.19 kg	0.19 kg	0.19 kg
Colour rendering index	>80	>80	>80	>80	>90	>90
Item no.	551642	551644	551652	551654	551664	551674

Note Make sure the transformer's minimum load is observed.



LED GU10 111mm 230V, 19.5W 230V, 19.5W 230V, 19.5W 230V, 19.5W 230V, 19.5W 230V, 19.5W

Prim. voltage	230V ~50Hz	230V ~50Hz	230V ~50Hz	230V ~50Hz	230V ~50Hz	230V ~50Hz
Total consumption	19.5W	19.5W	19.5W	19.5W	19.5W	19.5W
Diameter	11.1 cm	11.1 cm	11.1 cm	11.1 cm	11.1 cm	11.1 cm
Height	7.1 cm	7.1 cm	7.1 cm	7.1 cm	7.1 cm	7.1 cm
Colour temperature	2700K	2700K	2700K	2700K	2700K	2700K
Luminous flux	880lm	880lm	880lm	750lm	750lm	750lm
Dimmable C	x	x	x	x	x	x
Lamp current	0.078A	0.078A	0.078A	0.078A	0.078A	0.078A
En. consumption/1000h	18kWh	18kWh	18kWh	18kWh	18kWh	18kWh
Energy efficiency index	A	A	A	A	A	A
Luminous intensity	1340cd	1340cd	1340cd	-	-	-
Service life	35000	35000	35000	35000	35000	35000
Beam angle	30°	30°	30°	140°	140°	140°
Weight	0.19 kg	0.19 kg	0.19 kg	0.19 kg	0.19 kg	0.19 kg
Colour rendering index	>80	>80	>80	>80	>80	>80
Item no.	570502	570512	570522	570532	570542	570552

Note Make sure the transformer's minimum load is observed.



LED GU10 111mm	230V, 15.5W	230V, 15.5W	230V, 15.5W	230V, 15.5W	230V, 15.5W	230V, 15.5W	230V, 15.5W	230V, 15.5W
Prim. voltage	230V ~50Hz	230V ~50Hz	230V ~50Hz	230V ~50Hz	230V ~50Hz	230V ~50Hz	230V ~50Hz	230V ~50Hz
Total consumption	15.5W	15.5W	15.5W	15.5W	15.5W	15.5W	15.5W	15.5W
Diameter	11.1 cm	11.1 cm	11.1 cm	11.1 cm	11.1 cm	11.1 cm	11.1 cm	11.1 cm
Height	7.1 cm	7.1 cm	7.1 cm	7.1 cm	7.1 cm	7.1 cm	7.1 cm	7.1 cm
Colour temperature	2700K	2700K	2700K	2700K	2700K	2700K	2700K	2700K
Luminous flux	680lm	680lm	680lm	680lm	590lm	590lm	590lm	590lm
Lamp current	0.119A	0.119A	0.119A	0.119A	0.119A	0.119A	0.119A	0.119A
En. consumption/1000h	16kWh	16kWh	16kWh	16kWh	16kWh	16kWh	16kWh	16kWh
Energy efficiency index	A	A	A	A	A	A	A	A
Luminous intensity	1035cd	1035cd	1035cd	1035cd	-	-	-	-
Service life	25000	25000	25000	25000	25000	25000	25000	25000
Beam angle	30°	30°	30°	30°	140°	140°	140°	140°
Weight	0.19 kg	0.19 kg	0.19 kg	0.19 kg	0.19 kg	0.19 kg	0.19 kg	0.19 kg
Colour rendering index	>80	>80	>80	>80	>80	>80	>80	>80
Item no.	570662	570672	570682	570692	570702	570712	570722	570732



LED GU10 111mm	220-240V, 7.3W	220-240V, 7.3W	220-240V, 7.3W	220-240V, 7.3W	220-240V, 7.9W	220-240V, 7.9W
Total consumption	7.3W	7.3W	7.3W	7.3W	7.9W	7.9W
Diameter	11.1 cm	11.1 cm	11.1 cm	11.1 cm	11.1 cm	11.1 cm
Height	7.3 cm	7.3 cm	7.3 cm	7.3 cm	7 cm	7 cm
Colour temperature	2700K	4000K	2700K	4000K	2700K	4000K
Luminous flux	730lm	730lm	730lm	730lm	730lm	760lm
Lamp current	0.069A	0.069A	0.069A	0.069A	0.039A	0.039A
En. consumption/1000h	8 kWh	8 kWh	8 kWh	8 kWh	8kWh	8kWh
Energy efficiency index	A+	A+	A+	A+	A+	A+
Luminous intensity	5600cd	5600cd	5600cd	5600cd	1800cd	1900cd
Service life	25000	25000	25000	25000	25000	25000
Beam angle	13°	13°	13°	13°	25°	25°
Weight	0.138 kg	0.14 kg	0.14 kg	0.14 kg	0.13 kg	0.12 kg
Colour rendering index	>80	>80	>80	>80	>80	>80
Item no.	1000939	1000940	1000941	1000942	560702	560704



LED GU10 111mm	220-240V, 7.9W	220-240V, 7.9W	220-240V, 7.9W	220-240V, 7.9W	220-240V, 7.9W	220-240V, 7.9W
Prim. voltage	220-240V ~50/60Hz	220-240V ~50/60Hz	220-240V ~50/60Hz	220-240V ~50/60Hz	220-240V ~50/60Hz	220-240V ~50/60Hz
Total consumption	7.9W	7.9W	7.9W	7.9W	7.9W	7.9W
Diameter	11.1 cm	11.1 cm	11.1 cm	11.1 cm	11.1 cm	11.1 cm
Height	7 cm	7 cm	7 cm	7 cm	7 cm	7 cm
Colour temperature	2700K	4000K	2700K	4000K	2700K	4000K
Luminous flux	730lm	760lm	730lm	760lm	730lm	760lm
Lamp current	0.039A	0.039A	0.039A	0.039A	0.039A	0.039A
En. consumption/1000h	8kWh	8kWh	8kWh	8kWh	8kWh	8kWh
Energy efficiency index	A+	A+	A+	A+	A+	A+
Luminous intensity	1800cd	1900cd	870cd	920cd	870cd	920cd
Service life	25000	25000	25000	25000	25000	25000
Beam angle	25°	40°	40°	40°	40°	40°
Weight	0.13 kg	0.12 kg	0.12 kg	0.12 kg	0.12 kg	0.12 kg
Colour rendering index	>80	>80	>80	>80	>80	>80
Item no.	560712	560714	560722	560724	560732	560734





LED GU10 111mm

220-240V, 6.5W



Prim. voltage	220-240V ~50Hz
Total consumption	6.5W
Diameter	11 cm
Height	7 cm
Colour temperature	2700K
Luminous flux	390lm
Lamp current	0.046A
En. consumption/1000h	7kWh
Energy efficiency index	A+
Luminous intensity	785cd
Service life	30000
Beam angle	38°
Weight	0.2 kg
Colour rendering index	>80

Item no. 551882



LED GU10 111mm

220-240V, 6.5W



Prim. voltage	220-240V ~50/60Hz
Total consumption	6.5W
Diameter	11.1 cm
Height	7 cm
Colour temperature	3000K
Luminous flux	380lm
Dimmable	Switch
Lamp current	0.054A
En. consumption/1000h	7kWh
Energy efficiency index	A+
Luminous intensity	675cd
Service life	20000
Beam angle	30°
Weight	0.24 kg
Colour rendering index	>80

Item no. 551912

Note

3 stages, dimmable with normal wall switch.
The lamp dims in stages by switching it off and on again.



LED E14

220-240V, 3.4W

220-240V, 6.5W

220-240V, 4W

220-240V, 4W



Prim. voltage	220-240V ~50/60Hz	220-240V ~50/60Hz	220-240V ~50/60Hz	220-240V ~50/60Hz
Total consumption	3.4W	6.5W	4W	4W
Diameter	3.5 cm	3.8 cm	3.7 cm	3.6 cm
Height	10.2 cm	11 cm	11.3 cm	9.7 cm
Colour temperature	2700K	2700K	2700K	2700K
Luminous flux	250lm	480lm	250lm	250lm
Dimmable L	-	x	-	-
Dimmable C	-	x	-	-
Lamp current	0.031A	0.033A	0.035A	0.036A
En. consumption/1000h	4kWh	7kWh	3kWh	4kWh
Energy efficiency index	A+	A+	A+	A+
Service life	15000	15000	15000	25000
Beam angle	260°	280°	-	-
Weight	0.03 kg	0.04 kg	0.03 kg	0.03 kg
Colour rendering index	>80	>80	>80	>80

Item no. 560362

560372

560222

570032

Note

PHILIPS



LED E27

220-240V, 5W

220-240V, 4.8W

220-240V, 6.8W

Prim. voltage	220-240V ~50/60Hz	220-240V ~50/60Hz	220-240V ~50/60Hz
Total consumption	5W	4.8W	6.8W
Diameter	6.4 cm	6 cm	6 cm
Height	14.5 cm	10.5 cm	10.5 cm
Colour temperature	2000K	2700K	2700K
Luminous flux	500lm	470lm	806lm
Dimmable L	-	x	x
Dimmable C	-	x	x
Lamp current	0.043A	0.025A	0.038A
En. consumption/1000h	5kWh	5kWh	7kWh
Energy efficiency index	A+	A++	A++
Service life	15000	15000	15000
Beam angle	330°	330°	330°
Weight	0.05 kg	0.04 kg	0.04 kg
Colour rendering index	>80	>80	>80
Item no.	560741	560752	560762



E27 G95/G125

220-240V, 7W

220-240V, 7W

Prim. voltage	220-240V ~50/60Hz	220-240V ~50/60Hz
Total consumption	5W	4.8W
Diameter	9.5 cm	12.5 cm
Length	13.2 cm	17.8 cm
Colour temperature	2700K	2700K
Luminous flux	806lm	806lm
Dimmable L	x	x
Dimmable C	x	x
Lamp current	0.043A	0.043A
En. consumption/1000h	8 kWh	8 kWh
Energy efficiency index	A+	A+
Service life	15000	15000
Beam angle	330°	330°
Weight	0.06 kg	0.1 kg
Colour rendering index	>80	>80
Item no.	1001035	1001038



LED E27

230V, 4W

230V, 6W

230V, 4.7W

Prim. voltage	230V ~50Hz	230V ~50Hz	230V ~50Hz
Total consumption	4W	6W	4.7W
Diameter	5 cm	6 cm	4.5 cm
Height	8.3 cm	9.6 cm	13.9 cm
Colour temperature	3000K	3000K	3000K
Luminous flux	260lm	450lm	380lm
Lamp current	0.044A	0.05A	0.037A
En. consumption/1000h	4kWh	6kWh	5kWh
Energy efficiency index	A+	A+	A+
Service life	20000	20000	20000
Weight	0.07 kg	0.08 kg	0.1 kg
Colour rendering index	>80	>80	>81
Item no.	551543	551553	551532

Note

Specially designed for use with outdoor fittings with a limited space for lamps, e.g. Rusty series.



LED E27	220-240V, 5.5W	220-240V, 8.5W	220-240V, 4W	220-240V, 15W	220-240V, 11W
Prim. voltage	220-240V ~50/60Hz	220-240V ~50/60Hz	220-240V ~50/60Hz	220-240V ~50/60Hz	220-240V ~50/60Hz
Total consumption	5.5W	8.5W	4W	15W	11W
Diameter	5.6 cm	6 cm	—	7.1 cm	7.1 cm
Height	10.3 cm	11 cm	—	13.7 cm	13.7 cm
Colour temperature	2700K	2700K	2700K	2200K-2700K	2200K-2700K
Luminous flux	470lm	806lm	450lm	1521lm	1055lm
Dimmable L	—	x	—	x	x
Lamp current	0.055A	0.045A	0.09A	0.084A	0.063A
En. consumption/1000h	6kWh	10kWh	4kWh	15kWh	11kWh
Energy efficiency index	A+	A+	A++	A+	A+
Service life	15000	15000	15000	25000	25000
Beam angle	—	—	—	360°	360°
Weight	0.08 kg	0.14 kg	0.03 kg	0.13 kg	0.13 kg
Colour rendering index	>80	>80	>80	>80	>80
Item no.	560160	560161	570092	560240	560250

Note PHILIPS consumption: 50mA. PHILIPS consumption: 60mA. SYLVANIA PHILIPS PHILIPS



LED E27	220-240V, 9.4W	220-240V, 9.6W	220-240V, 10.5W
Prim. voltage	220-240V ~50/60Hz	220-240V ~50/60Hz	220-240V ~50/60Hz
Total consumption	9.4W	9.6W	10.5W
Diameter	6 cm	6 cm	6 cm
Height	12 cm	12 cm	12 cm
Colour temperature	2700K	2700K-6500K	—
Luminous flux	850lm	900lm	850lm
Lamp current	0.052A	0.054A	0.057A
En. consumption/1000h	10kWh	10kWh	11kWh
Energy efficiency index	A+	A+	A+
Service life	25000	25000	25000
Beam angle	240°	240°	240°
Weight	0.07 kg	0.07 kg	0.12 kg
Colour rendering index	>80	>80	>80
Item no.	420050	420051	420052



LED E27	100-240V, 9W	100-240V, 12W	100-240V, 15W
Prim. voltage	100-240V ~50/60Hz	100-240V ~50/60Hz	100-240V ~50/60Hz
Total consumption	9W	12W	15W
Diameter	3.7 cm	4.5 cm	4.5 cm
Length	11.5 cm	13.6 cm	13.6 cm
Colour temperature	3000K	3000K	3000K
Luminous flux	810lm	1060lm	1521lm
En. consumption/1000h	10kWh	12kWh	15kWh
Energy efficiency index	A+	A+	A+
Service life	15000	15000	15000
Beam angle	240°	240°	240°
Weight	0.05 kg	0.08 kg	0.08 kg
Colour rendering index	>80	>80	>80
Item no.	1001031	1001032	1001033



LED E27 220-240V, 9.1W 220-240V, 13W 220-240V, 14.5W 220-240V, 11.5W 220-240V, 9.9W

Prim. voltage	220-240V ~50/60Hz	220-240V ~50/60Hz	220-240V ~50/60Hz	220-240V ~50/60Hz	220-240V ~50/60Hz
Total consumption	9.1W	13W	14.5W	11.5W	9.9W
Diameter	6 cm	6 cm	6 cm	6 cm	6 cm
Height	11 cm	12.2 cm	12.2 cm	12.5 cm	12 cm
Colour temperature	2700K	2700K	2700K	2700K	2700K
Luminous flux	760lm	1060lm	1521lm	1060lm	870lm
Dimmable L	x	x	x	-	-
Dimmable C	x	x	x	-	-
Dimmable switch	-	-	-	x	-
Lamp current	0.043A	0.057A	0.064A	0.094A	0.082A
En. consumption/1000h	10kWh	13kWh	15kWh	12kWh	10kWh
Energy efficiency index	A+	A+	A+	A+	A+
Service life	15000	15000	15000	15000	25000
Beam angle	240°	240°	200°	240°	240°
Weight	0.06 kg	0.13 kg	0.13 kg	0.15 kg	0.07 kg
Colour rendering index	>80	>80	>80	>80	>80
Item no.	560402	560412	560422	560432	560442



LED E27 220-240V, 8W 220-240V, 8W 220-240V, 11.5W 220-240V, 11.5W

Prim. voltage	220-240V ~50/60Hz	220-240V ~50/60Hz	220-240V ~50/60Hz	220-240V ~50/60Hz
Total consumption	8W	8W	11.5W	11.5W
Diameter	6.3 cm	6.3 cm	9.5 cm	9.5 cm
Height	8.3 cm	8.3 cm	8.3 cm	8.3 cm
Colour temperature	3000K	4000K	3000K	4000K
Luminous flux	630lm	660lm	760lm	780lm
Dimmable switch	x	x	x	x
Lamp current	0.064A	0.064A	0.098A	0.098A
En. consumption/1000h	8kWh	8kWh	12kWh	12kWh
Energy efficiency index	A+	A+	A+	A+
Luminous intensity	824cd	854cd	990cd	1018cd
Service life	20000	20000	20000	20000
Beam angle	38°	38°	38°	38°
Weight	0.14 kg	0.14 kg	0.22 kg	0.22 kg
Colour rendering index	>80	>80	>80	>80
Item no.	551923	551924	551933	551934

Note 3 stages, dimmable with normal wall switch. The lamp dims in stages by switching it off and on again.



LED E27	220-240V, 18.5W	220-240V, 18.5W
Prim. voltage	220-240V ~50/60Hz	220-240V ~50/60Hz
Total consumption	18.5W	18.5W
Diameter	12.2 cm	12.2 cm
Height	12.5 cm	12.5 cm
Colour temperature	3000K	4000K
Luminous flux	1260lm	1280lm
Dimmable switch	x	x
Lamp current	0.154A	0.154A
En. consumption/1000h	19kWh	19kWh
Energy efficiency index	A+	A+
Luminous intensity	1500cd	1530cd
Service life	20000	20000
Beam angle	38°	38°
Weight	0.46 kg	0.46 kg
Colour rendering index	>80	>80
Item no.	551943	551944

LED E27	220-240V, 11W	220-240V, 17W
Prim. voltage	220-240V ~50/60Hz	220-240V ~50/60Hz
Total consumption	11W	17W
Diameter	9.5 cm	12.2 cm
Length	11.6 cm	13.5 cm
Colour temperature	3000K	3000K
Luminous flux	900lm	1430lm
Lamp current	0.051A	0.079A
En. consumption/1000h	11kWh	17kWh
Energy efficiency index	A+	A+
Luminous intensity	1300cd	1630cd
Service life	40000	40000
Beam angle	45°	45°
Weight	0.18 kg	0.39 kg
Colour rendering index	>80	>80
Item no.	560463	560473

Note

3 stages, dimmable with normal wall switch. The lamp dims in stages by switching it off and on again.



LED GX53	230V, 3W	230V, 3W	230V, 7.5W	230V, 4.2W
Prim. voltage	230V ~50Hz	230V ~50Hz	230V ~50Hz	230V ~50Hz
Total consumption	3W	3W	7.5W	4.2W
Diameter	7.6 cm	7.6 cm	7.6 cm	7.5 cm
Height	2.6 cm	2.6 cm	3.5 cm	3.5 cm
Colour temperature	6500K	3000K	3000K	3000K
Luminous flux	260lm	250lm	450lm	200lm
Lamp current	0.03A	0.03A	0.037A	0.041A
En. consumption/1000h	3kWh	3kWh	8kWh	5kWh
Energy efficiency index	A++	A++	A	A
Luminous intensity	-	-	1235cd	550cd
Service life	25000	25000	20000	20000
Beam angle	120°	120°	25°	35°
Weight	0.05 kg	0.05 kg	0.13 kg	0.1 kg
Colour rendering index	>83	>83	>80	>80
Item no.	551371	551372	550082	550092



LED GX53	220-240V, 8.2W	220-240V, 8.2W
Prim. voltage	220-240V ~50Hz	220-240V ~50Hz
Total consumption	8.2W	8.2W
Diameter	7.5 cm	7.5 cm
Height	2.9 cm	2.9 cm
Colour temperature	3000K	4000K
Luminous flux	600lm	620lm
Lamp current	0.062A	0.062A
En. consumption/1000h	9kWh	9kWh
Energy efficiency index	A+	A+
Service life	25000	25000
Beam angle	120°	120°
Weight	0.08 kg	0.08 kg
Colour rendering index	>80	>80
Item no.	550073	550074



LED G13


100-240V, 18W

100-240V, 26W

LED G13

100-240V, 26W

		
Prim. voltage	100-240V ~50/60Hz	100-240V ~50/60Hz
Total consumption	18W	26W
Diameter	2.8 cm	2.8 cm
Length	120 cm	150 cm
Colour temperature	6500K	4000K
Luminous flux	1800lm	2400lm
Lamp current	0.082A	0.119A
En. consumption/1000h	18kWh	26kWh
Energy efficiency index	A+	A+
Service life	40000	40000
Beam angle	130°	130°
Weight	0.34 kg	0.39 kg
Colour rendering index	>80	>80
Item no.	570076	570084

	
Prim. voltage	100-240V ~50/60Hz
Total consumption	26W
Diameter	2.8 cm
Length	150 cm
Colour temperature	6500K
Luminous flux	2700lm
Lamp current	0.119A
En. consumption/1000h	26kWh
Energy efficiency index	A+
Service life	40000
Beam angle	130°
Weight	0.39 kg
Colour rendering index	>80
Item no.	570086

Note

Operation without ballast. Frosted lamp surface. Consumption 18W: 82mA/ consumption 26W: 119mA.

Note

Operation without ballast. Frosted lamp surface. Consumption 18W: 82mA/ consumption 26W: 119mA.



LED module 51mm






350mA, 6.6W

350mA, 6.6W

350mA, 10W

350mA, 8W

350mA, 10W

					
Prim. voltage	350mA	350mA	220-240V ~50/60Hz	350mA	220-240V ~50/60Hz
Total consumption	6.6W	6.6W	10W	8W	10W
Diameter	5 cm	5 cm	5 cm	5 cm	5 cm
Length	3.7 cm	3.7 cm	7.5 cm	6.5 cm	7.5 cm
Colour temperature	2000K-2800K	2000K-2800K	2800K	1800K-2800K	2800K
Luminous flux	540lm	540lm	800lm	460lm	800lm
Lamp current	0.35A	0.35A	-	0.039A	-
En. consumption/1000h	8kWh	8kWh	10kWh	8kWh	10kWh
Energy efficiency index	A+	A+	A+	A	A+
Luminous intensity	1100cd	1100cd	-	1100cd	-
Service life	25000	25000	25000	25000	25000
Beam angle	40°	40°	24°	36°	36°
Weight	0.05 kg	0.05 kg	0.23 kg	0.2 kg	0.23 kg
Colour rendering index	>80	>80	>80	>80	>80
Item no.	553010	553011	1000572	553060	1000573

Note

LED module with dim to warm function. MEGAMAN

LED module with dim to warm function. MEGAMAN

MEGAMAN

LED module with dim to warm function. MEGAMAN

MEGAMAN





LED module

	220-240V, 8W	220-240V, 8W	220-240V, 8W	220-240V, 8W
Prim. voltage	220-240V ~50/60Hz	220-240V ~50/60Hz	220-240V ~50/60Hz	220-240V ~50/60Hz
Total consumption	8W	8W	8W	8W
Diameter	5 cm	5 cm	5 cm	5 cm
Length	6.5 cm	6.5 cm	6.5 cm	6.5 cm
Colour temperature	2800K	4000K	2800K	4000K
Luminous flux	460lm	460lm	460lm	460lm
Dimmable C	x	x	x	x
Lamp current	0.039A	0.039A	0.039A	0.039A
En. consumption/1000h	8kWh	8kWh	8kWh	8kWh
Energy efficiency index	A	A	A	A
Luminous intensity	2000cd	2000cd	1100cd	1100cd
Service life	25000	25000	25000	25000
Beam angle	24°	24°	36°	36°
Weight	0.2 kg	0.2 kg	0.2 kg	0.2 kg
Colour rendering index	>80	>80	>80	>80
Item no.	553072	553074	553082	553084
Note	Megaman	Megaman	Megaman	Megaman



LED module 111mm

	350mA, 13W	350mA, 13W	350mA, 13W	350mA, 13W	350mA, 13W	350mA, 13W
Prim. voltage	350mA	350mA	350mA	350mA	350mA	350mA
Total consumption	13W	13W	13W	13W	13W	13W
Diameter	11.1 cm	11.1 cm	11.1 cm	11.1 cm	11.1 cm	11.1 cm
Length	7 cm	7 cm	7 cm	7 cm	7 cm	7 cm
Colour temperature	2000K-3000K	2000K-3000K	2000K-3000K	2000K-3000K	2000K-3000K	2000K-3000K
Luminous flux	810lm	810lm	850lm	850lm	880lm	880lm
Lamp current	0.35A	0.35A	0.35A	0.35A	0.35A	0.35A
En. consumption/1000h	15kWh	15kWh	15kWh	15kWh	15kWh	15kWh
Energy efficiency index	A	A	A	A	A	A
Luminous intensity	10824cd	10824cd	4027cd	4027cd	1776cd	1776cd
Service life	25000	25000	25000	25000	25000	25000
Beam angle	10°	10°	20°	20°	40°	40°
Weight	0.21 kg	0.21 kg	0.21 kg	0.21 kg	0.21 kg	0.21 kg
Colour rendering index	>90	>90	>90	>90	>90	>90
Item no.	553020	553021	553030	553031	553040	553041
Note	LED module with dim to warm function.					



TC-QSE E27

230-240V, 15W

230-240V, 15W

230-240V, 20W

230-240V, 20W

230-240V, 23W

230-240V, 23W

Prim. voltage	230-240V ~50/60Hz	230-240V ~50/60Hz	230-240V ~50/60Hz	230-240V ~50/60Hz	230-240V ~50/60Hz	230-240V ~50/60Hz
Total consumption	15W	15W	20W	20W	23W	23W
Diameter	4.8 cm	4.8 cm	4.8 cm	4.8 cm	4.8 cm	4.8 cm
Length	11.6 cm	11.6 cm	13.6 cm	13.6 cm	14.8 cm	14.8 cm
Colour temperature	2700K	4000K	2700K	4000K	2700K	4000K
Luminous flux	900lm	900lm	1200lm	1200lm	1450lm	1450lm
Lamp current	0.11A	0.11A	TBDA	TBDA	TBDA	TBDA
En. consumption/1000h	15kWh	15kWh	20kWh	20kWh	23kWh	23kWh
Energy efficiency index	A	A	A	A	A	A
Service life	10000	12000	12000	12000	10000	12000
Weight	0.07 kg	0.07 kg	0.08 kg	0.08 kg	0.08 kg	0.08 kg
Colour rendering index	>80	>80	>80	>80	>80	>80
Item no.	508740	508741	508760	508761	508770	508771

Note	Power consumption: 110mA.	Power consumption: 110mA.	Power consumption: 150mA.	Power consumption: 150mA.	Power consumption: 185mA.	Power consumption: 185mA.
------	---------------------------	---------------------------	---------------------------	---------------------------	---------------------------	---------------------------



TC-TSE E27

220-240V, 11W

220-240V, 20W

TC-HSE E27

220-240V, 15W

220-240V, 23W

Prim. voltage	220-240V ~50/60Hz	220-240V ~50/60Hz
Total consumption	11W	20W
Diameter	4.4 cm	4.8 cm
Length	11.7 cm	13.7 cm
Colour temperature	2700K	2700K
Luminous flux	600lm	1230lm
Lamp current	0.08A	0.145A
En. consumption/1000h	11kWh	20kWh
Energy efficiency index	A	A
Service life	10000	20000
Weight	0.13 kg	0.09 kg
Colour rendering index	>80	>82
Item no.	508211	508610

Prim. voltage	220-240V ~50/60Hz	220-240V ~50/60Hz
Total consumption	15W	23W
Diameter	5.2 cm	6.2 cm
Length	10.8 cm	11.9 cm
Colour temperature	2700K	2700K
Luminous flux	970lm	1570lm
En. consumption/1000h	15kWh	23kWh
Lamp current	0.11A	0.17A
Energy efficiency index	A	A
Service life	10000	10000
Weight	0.05 kg	0.08 kg
Colour rendering index	>82	>82
Item no.	509012	509022

Note	PHILIPS	PHILIPS Can also be used with motion sensors. starting time: 1 sec., Start-up time 20 sec., mercury content: < 1.41 mg.	Note	PHILIPS	PHILIPS
------	---------	--	------	---------	---------





	18W	18W
Total consumption	18W	18W
Diameter	4.1 cm	4.1 cm
Length	14.3 cm	14.3 cm
Colour temperature	3000K	4000K
Luminous flux	1200lm	1200lm
En. consumption/1000h	20kWh	22kWh
Energy efficiency index	A	A
Service life	10000	10000
Weight	0.06 kg	0.06 kg
Colour rendering index	>83	>82
Item no.	508220	508320

Note PHILIPS PHILIPS



	24W	24W	55W	55W	36W	36W
Total consumption	24W	24W	55W	55W	36W	36W
Length	32 cm	32 cm	53.3 cm	53.3 cm	41.5 cm	41.5 cm
Width	4.3 cm	4.3 cm	4.3 cm	4.3 cm	4.3 cm	4.3 cm
Height	2.4 cm	2.4 cm	2.4 cm	2.4 cm	2.4 cm	2.4 cm
Colour temperature	2700K	4000K	3000K	4000K	2700K	4000K
Luminous flux	1800lm	1800lm	4800lm	4800lm	2900lm	2900lm
En. consumption/1000h	26kWh	26kWh	61kWh	61kWh	40kWh	40kWh
Energy efficiency index	A	A	A	A	A	A
Service life	15000	15000	20000	20000	12000	12000
Weight	0.08 kg	0.08 kg	0.13 kg	0.13 kg	0.1 kg	0.1 kg
Colour rendering index	>82	>82	>82	>82	>80	>82
Item no.	508440	508441	508450	508451	590144	590145



	230V, 6W	230V, 6W
Prim. voltage	230V ~50Hz	230V ~50Hz
Total consumption	6W	6W
Diameter	7.5 cm	7.5 cm
Length	2.1 cm	2.1 cm
Colour temperature	3000K	4000K
Luminous flux	235lm	235lm
En. consumption/1000h	6kWh	6kWh
Energy efficiency index	A	A
Service life	10000	10000
Weight	0.09 kg	0.09 kg
Colour rendering index	>80	>80
Item no.	508421	508422

Note Power consumption: 45mA.
Direct current operation is possible.



	40W	40W
Total consumption	40W	40W
Diameter	30 cm	30 cm
Colour temperature	3000K	4000K
Luminous flux	3300lm	3300lm
En. consumption/1000h	48kWh	48kWh
Energy efficiency index	A	A
Service life	12000	12000
Weight	0.12 kg	0.12 kg
Colour rendering index	>82	>82
Item no.	548240	548241

T16 G5

	14W	21W	24W	24W	28W	35W	39W	54W
Total consumption	14W	21W	24W	24W	28W	35W	39W	54W
Diameter	1.6 cm	1.6 cm	1.6 cm	1.6 cm	1.6 cm	1.6 cm	1.6 cm	1.6 cm
Length	54.9 cm	85 cm	55 cm	55 cm	115 cm	145 cm	85 cm	115 cm
Colour temperature	3000K	3000K	2700K	3000K	3000K	3000K	3000K	3000K
Luminous flux	1200lm	1900lm	1750lm	1750lm	2600lm	3300lm	3200lm	4450lm
En. consumption/1000h	16kWh	23kWh	26kWh	26kWh	44kWh	38kWh	44kWh	60kWh
Energy efficiency index	A+	A+	A	A	A+	A+	A+	A+
Service life	24000	24000	24000	24000	24000	24000	24000	24000
Weight	0.04 kg	0.07 kg	0.04 kg	0.04 kg	0.08 kg	0.1 kg	0.07 kg	0.08 kg
Colour rendering index	>85	>85	>85	>85	>85	>85	>85	>85
Item no.	548014	548021	548023	548024	548028	548035	548039	548054

Note 1) 1) 1) 1) 1) 1) 1) 1)









T16 G5

	14W	21W	24W	28W	35W	39W	54W
Total consumption	14W	21W	24W	28W	35W	39W	54W
Diameter	1.6 cm	1.6 cm	1.6 cm	1.6 cm	1.6 cm	1.6 cm	1.6 cm
Length	54.9 cm	85 cm	55 cm	115 cm	145 cm	85 cm	115 cm
Colour temperature	4000K	4000K	4000K	4000K	4000K	4000K	4000K
Luminous flux	1200lm	1900lm	1750lm	2600lm	3300lm	3200lm	4450lm
En. consumption/1000h	16kWh	23kWh	26kWh	31kWh	38kWh	44kWh	60kWh
Energy efficiency index	A+	A+	A	A+	A+	A+	A+
Service life	24000	24000	24000	24000	24000	24000	24000
Weight	0.04 kg	0.07 kg	0.04 kg	0.08 kg	0.1 kg	0.07 kg	0.08 kg
Colour rendering index	>85	>85	>85	>85	>85	>85	>85
Item no.	548114	548121	548124	548128	548135	548139	548154

Note 1) 1) 1) 1) 1) 1) 1)

1) Please note: The shipment is also available in a triple packing unit in addition to the specified packing unit at no extra charge. It is not possible to ship individual lamps for technical shipping reasons. Packing unit: 25 pieces (triple packing unit available at no extra charge). Please contact our sales department.



				
	8W	8W	13W	13W
				
Total consumption	8W	8W	13W	13W
Diameter	1.6 cm	1.6 cm	1.6 cm	1.6 cm
Length	28.8 cm	28.8 cm	53 cm	53 cm
Colour temperature	3000K	4000K	3000K	4000K
Luminous flux	400lm	400lm	950lm	950lm
En. consumption/1000h	9kWh	9kWh	15kWh	15kWh
Energy efficiency index	A	A	A	A
Service life	10000	6000	12000	12000
Weight	0.03 kg	0.03 kg	0.05 kg	0.05 kg
Colour rendering index	>53	>64	>80	>80
Item no.	591293	591294	591295	591296
Note	1)	1)	1)	1)

- 1) Please note: The shipment is also available in a triple packing unit in addition to the specified packing unit at no extra charge. It is not possible to ship individual lamps for technical shipping reasons. Packing unit: 25 pieces (triple packing unit available at no extra charge). Please contact our sales department.



IT'S A FAMILY AFFAIR: OUR SLV LUMINAIRE FAMILIES.

Particularly when visual continuity is required, our range of luminaires is ideal for designing different rooms or room situations in a uniform way, yet still remain versatile.

AIXLIGHT®


Recessed	Recessed	Recessed	Recessed	Recessed	Recessed
0630	0631	0630	0632	0635	633
Recessed	Recessed	Recessed	Recessed	Recessed	Recessed
0628	0628	0628	0628	0629	0629
Recessed	Recessed	Recessed			
0621, 0623, 0625	0621, 0623, 0625	0622, 0624			

AIXLIGHT® R2


Pendant	Pendant	Pendant	Pendant	Pendant
0176	0176	0183	0183	0183




ALTRA DICE




ANELA



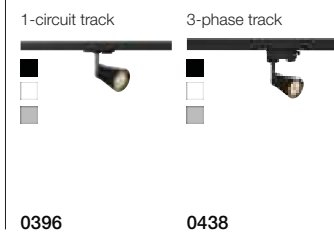
APONI



ASTO TUBE



AVO



BARRO



BENDO



BISHADE



BILDER-LEUCHTE





BRENDA
Design:
Johannes Tomm



BIG NAILS




BIG SUN



BIG THEO
QPAR111




BIG THEO



BILAS
Design:
Vincent de Smedt



BIMA



BRICK



C-POLE



CV SPOT





DELWA

Wall



0760, 0251

DEBASTO

Wall/ceiling



0357

3-phase track



0452


1-circuit track



0404

ENOLA_B

Pendant



0143

Wall



0262

Wall



0257

Ceiling



0293

Ceiling



0353

Ceiling



0353

Wall/ceiling



0352

Wall/ceiling



0352

1-circuit track



0411

ENOLA_C

Ceiling



0308

3-phase track



0453

Path/stand



0676

Wall



0771

Wall



0778

Wall



0785

Ceiling



0796

1-circuit track



0406

Ceiling



0308

EURO SPOT

1-circuit track



0400

1-circuit track



0400

3-phase track



0443

3-phase track



0444

3-phase track



0444

3-phase track



0442



FENDA
MIX & MATCH

Table lampshades 	Table 	Table 	Table 	Table
0050 - 0060	0043	0042	0044	0044

Stand lampshades 	Stand 	Stand 	Stand
0050 - 0060	0045	0046	0047

Pendant lampshades 	Pendant 	Pendant 	Ceiling lampshades 	Ceiling
0050 - 0060	0048	0048	0050 - 0060	0049

FITU
MIX & MATCH

Ceiling 	Pendant 	Pendant 	Pendant 	Pendant
0064	0065	0065	0067	0067

FORCHINI

Pendant 	Pendant 	Pendant 	Pendant 	Pendant 	3-phase track
0128	0128	0129	0129	0412	0464

F-POL




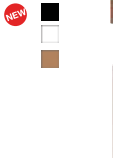















Path/stand 	Wall
0679	0749

GRAFIT

Path/stand 	Path/stand 	Wall
0662	0662	0747



HELIA

<p>Wall/ceiling</p>  <p>0343</p>	<p>Wall/ceiling</p>  <p>0343</p>	<p>Pendant</p>  <p>0118</p>	<p>Pendant</p>  <p>0119</p>	<p>Pendant</p>  <p>0118</p>	<p>Pendant</p>  <p>0119</p>	<p>3-phase track</p>  <p>0467</p>
<p>1-circuit track</p>  <p>0405</p>	<p>Easytec® II</p>  <p>0429</p>	<p>Wall</p>  <p>0771</p>	<p>Wall</p>  <p>0778</p>	<p>Wall</p>  <p>0713</p>	<p>Wall</p>  <p>0713</p>	<p>Wall</p>  <p>0786</p>
<p>Spot</p>  <p>0698</p>	<p>Spot</p>  <p>0699</p>	<p>Path/stand</p>  <p>0651</p>	<p>Path/stand</p>  <p>0688</p>	<p>Path/stand</p>  <p>0688</p>		



INDIGLA

<p>Ceiling</p>  <p>0303</p>	<p>Wall/ceiling</p>  <p>0375</p>
---	--

IPERI

<p>Path/stand</p>  <p>0661</p>	<p>Wall</p>  <p>0751</p>
--	--

I-PENDANT

<p>Pendant</p>  <p>0171</p>	<p>Pendant</p>  <p>0171</p>
---	---








I-RING
Design:
Andreas Robertz

<p>Stand</p>  <p>0096</p>	<p>Pendant</p>  <p>0125</p>	<p>Wall</p>  <p>0199</p>
---	---	--

I-VIDUAL













<p>Recessed</p>  <p>0603</p>	<p>Recessed</p>  <p>0605</p>
--	--

KARPO













<p>Wall</p>  <p>0212</p>	<p>Wall/ceiling</p>  <p>0370</p>	<p>Wall/ceiling</p>  <p>0370</p>	<p>Wall</p>  <p>0260</p>	<p>Recessed</p>  <p>0591</p>	<p>Recessed</p>  <p>0592</p>	<p>Recessed</p>  <p>0592</p>
--	--	--	--	---	--	--








KALU

Stand  0094	Stand  0094	Wall/ceiling  0360	Wall/ceiling  0360	Wall/ceiling  0361	Wall/ceiling  0361
Wall/ceiling  0362	Wall/ceiling  0362	1-circuit track  0403	3-phase track  0449	3-phase track  0470	1-circuit track  0402

KALU QPAR111

Stand  0095	Stand  0095	Wall/ceiling  0365	Wall/ceiling  0365	Wall/ceiling  0369	Wall/ceiling  0369	Wall/ceiling  0369
3-phase track  0448	1-circuit track  0403	Recessed  0587	Recessed  0587	Recessed  0587		





KALU QR111

Wall/ceiling  0367	Wall/ceiling  0367	Wall/ceiling  0367	3-circuit track  0449	1-circuit track  0403
---	---	---	--	---

LASSON

Pendant  0137	Pendant  0137	Pendant  0137	Wall  0204
--	--	--	---

LED PANEL

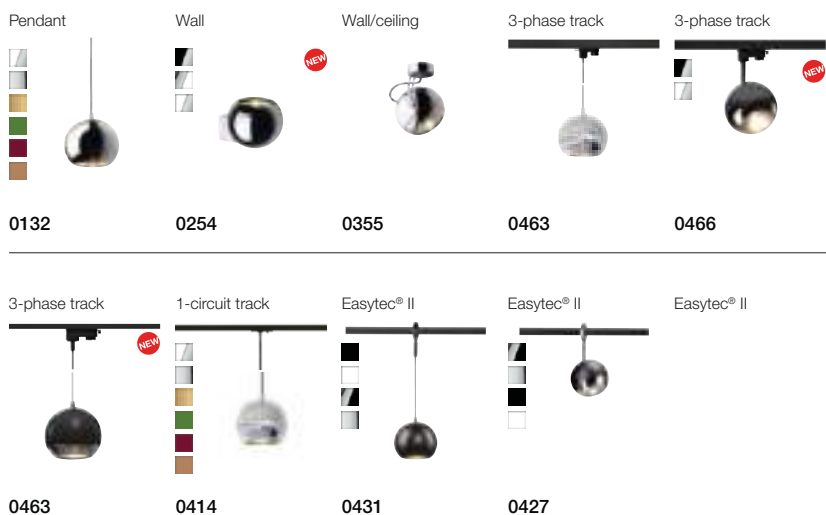
Pendant  0173	Recessed  0333	Recessed  0333	Recessed  0602
--	---	---	---



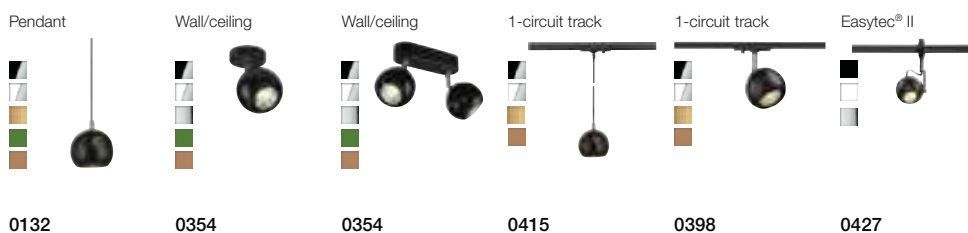
LIGHT PIPE



LIGHT EYE 150



LIGHT EYE 90



LIPSY



LISENNE



LOGS





LYNAH

Pendant	Pendant	Wall	3-phase track	1-circuit track
0181	0181	0255	0469	0407

MANA
MIX & MATCH

Wall panels	Wall	Wall	Wall	MECANICA	Table	Stand
0062, 0063	0061	0061	0061		0085	0102

MEDO LED

Pendant/ceiling	Pendant/ceiling	Pendant/ceiling	Pendant/ceiling	Pendant	Pendant	Pendant/ceiling
0162, 0165 0318, 0322	0163, 0165 0319, 0320	0163, 0323	0163, 0323	0169	0169	0321

Recessed	Recessed	Recessed	Recessed	Recessed	Recessed
0608	0609	0610, 0612	0611, 0612	0611	0611

MOLAT

Wall	Pendant	Pendant
0779	0646	0803

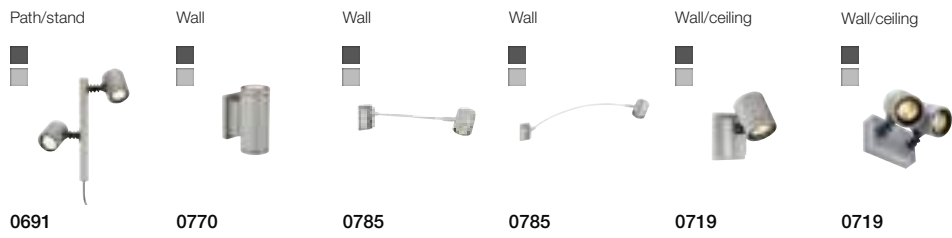
NAUTILUS

Spike	Wall/ceiling	Wall/ceiling	Spot	Spot	Spot	Spot
0705	0717	0717	0708	0709	0708	0710

Spike	Spike	Spike	Spike
0703	0703	0704	0704



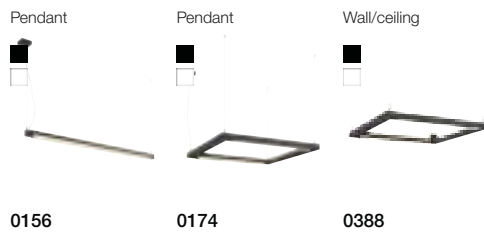
MYRA



OCCULDAS
Design:
David Morgan




OPEN GRILL



OUT BEAM



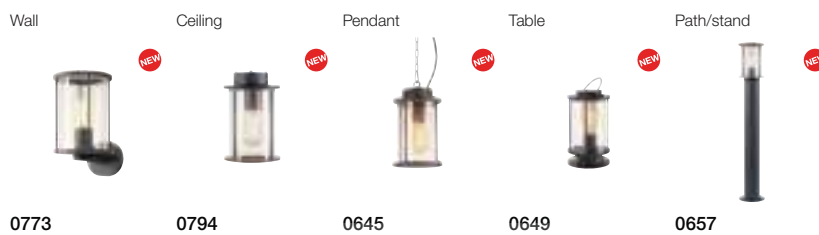
P-LIGHT



PHELIA
Design:
Markus Becker



PHOTONIA











PLASTRA

Pendant  0135	Pendant  0135	Pendant  0135	Pendant  0144	Wall  0237	Wall  0259	Wall  0238
Wall  0258	Wall  0234	Wall  0259	Wall  0238	Wall  0235	Wall  0232	Wall  0233
Wall  0233	Wall  0236	Wall  0232	Wall  0063	Wall  0063	Wall  0235	Wall  0237
Ceiling  0313	Ceiling  0312	Ceiling  0312	Ceiling  0315	Ceiling  0315	Ceiling  0315	Ceiling  0301
Ceiling  0302	Ceiling  0302	Recessed  0548	Recessed  0548	Recessed  0549		

POLE PARC

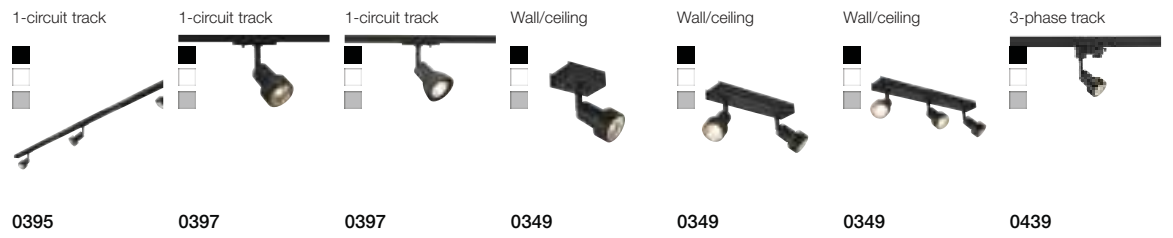
Path/stand  0693	Path/stand  0693	Wall  0768	Ceiling  0787	Wall  0768	Path/stand  0693
---	---	---	--	---	---

PROFUNO


1-circuit track  0408	Wall/ceiling  0385	3-phase track  0455
--	---	--



PURI



Q-LINE




RASTO



RETO
Design: Markus
Becker



ROTOBALL

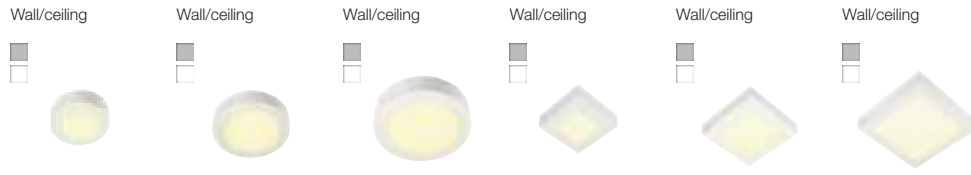


ROX

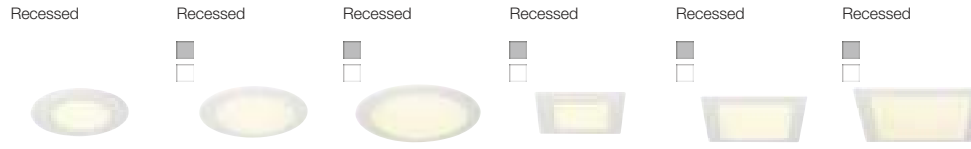




SENSER




0383	0383	0383	0381	0381	0381
-------------	-------------	-------------	-------------	-------------	-------------



0571	0571	0571	0569	0569	0569
-------------	-------------	-------------	-------------	-------------	-------------

SIGHT LED



0387	0387	0465
-------------	-------------	-------------

SITRA



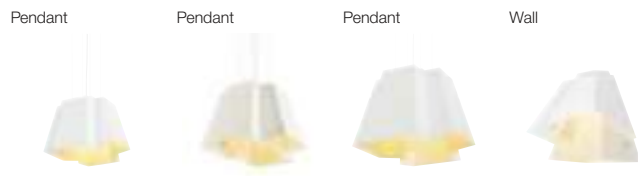
0770	0777	0777	0761	0790	0718
-------------	-------------	-------------	-------------	-------------	-------------



0689	0701	0701		0667	0667	0748
-------------	-------------	-------------	--	-------------	-------------	-------------

SOBERBIA

Design:
Johan Carpner



0123	0123	0123	0196
-------------	-------------	-------------	-------------


SOPRANA



0139	0140	0287	0204
-------------	-------------	-------------	-------------



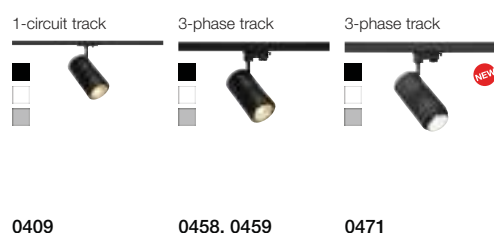
SOPRANA OVAL



SOPRANA SOLID



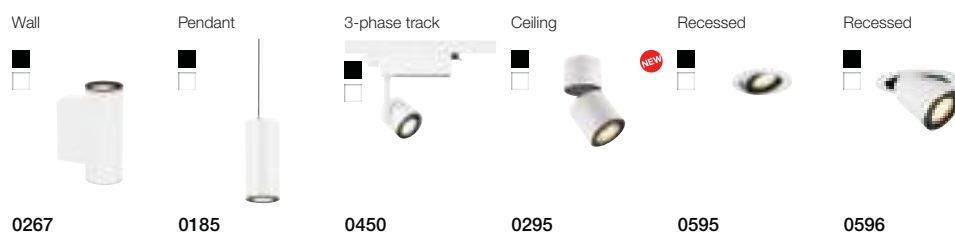
STRUCTEC



SUPROS



SUPROS 78



SUN

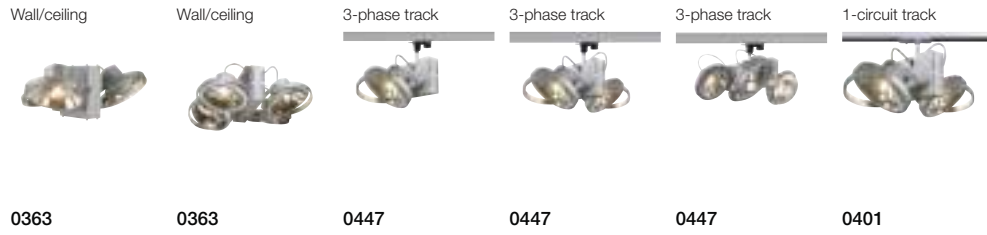


TENORA






TEC



THEO



TONGA



TOTHEE



TRUKKO




TRUST



TRAPECCO



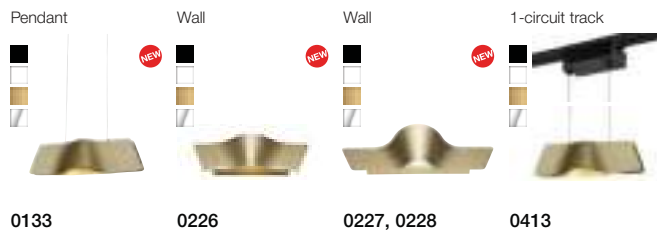
VANO WING




VINCELLI D




WAVE



WORKLIGHT



YOKI



111000		112721	0567	113920	0541	114450	0554, 0823
111001	0552, 0820	112726	0567	113921	0541	114451	0554, 0823
111002	0552, 0820	112731	0578	113926	0541	114460	0822
111007	0552, 0820	112732	0578	113930	0311	114461	0822
111008	0552, 0820	112771	0580	113931	0311	114464	0822
111011	0822	112772	0580	113936	0311	114467	0822
111018	0822	112910	0519	113940	0311	114470	0822
111019	0822	112911	0519	113941	0311	114471	0822
111021	0553, 0821			113946	0311	114474	0822
111022	0553, 0821	113000		113951	0538	114477	0822
111024	0553, 0821	113110	0519	113956	0538	114480	0583
111027	0553, 0821	113111	0519	113961	0538	114481	0583
111121	0552, 0820	113140	0516	113966	0538	114490	0583
111122	0552, 0820	113141	0516	113970	0536	114491	0583
111127	0552, 0820	113150	0517	113971	0536	114500	0583
111128	0552, 0820	113151	0517	113976	0536	114501	0583
111141	0553, 0821	113160	0516	113980	0531	114730	0309
111142	0553, 0821	113161	0516	113981	0531	114740	0309
111144	0553, 0821	113170	0517	113986	0531	114921	0543
111147	0553, 0821	113171	0517				
111260	0579	113211	0558	114000		115000	
111262	0579	113212	0558	114051	0545, 0860	115001	0630
111274	0523	113214	0558	114061	0545, 0860	115004	0630
111290	0581	113218	0558	114070	0545, 0860	115011	0631
111292	0581	113260	0579	114071	0545, 0860	115014	0631
111351	0523	113262	0579	114080	0545, 0860	115104	0628
111352	0526	113290	0581	114081	0545, 0860	115114	0628
111360	0521	113292	0581	114082	0545, 0860	115151	0628
111361	0521	113350	0587	114110	0593	115152	0628
111362	0526	113351	0587	114111	0593	115181	0633
111363	0529	113356	0587	114120	0594	115183	0633
111370	0524	113360	0587	114121	0594	115187	0633
111371	0524	113361	0587	114130	0331	115191	0633
111372	0527	113366	0587	114131	0331	115193	0633
111380	0525	113370	0587	114140	0267	115197	0633
111381	0525	113371	0587	114141	0267	115201	0635
111382	0527	113376	0587	114160	0597	115203	0635
111383	0529	113440	0530	114161	0597	115207	0635
111482	0743	113441	0530	114170	0599	115211	0635
111690	0522	113446	0530	114171	0599	115213	0635
111691	0522	113450	0530	114180	0331	115217	0635
111696	0522	113451	0530	114181	0331	115221	0635
111700	0522	113456	0530	114190	0267	115223	0635
111701	0522	113460	0532	114191	0267	115227	0635
111706	0522	113461	0532	114200	0541	115231	0635
111710	0520	113466	0532	114201	0541	115233	0635
111711	0520	113470	0532	114206	0541	115237	0635
111716	0520	113471	0532	114210	0541	115241	0635
111720	0520	113476	0532	114211	0541	115243	0635
111721	0520	113480	0523	114216	0541	115247	0635
111726	0520	113481	0523	114220	0539	115251	0635
111830	0966	113490	0521	114221	0539	115253	0635
111831	0966	113491	0521	114226	0539	115257	0635
111832	0966	113492	0526	114230	0539	115304	0628
111833	0966	113493	0529	114231	0539	115314	0628
111850	0966	113500	0523	114236	0539	115351	0628
111852	0551	113501	0523	114240	0539	115352	0628
111860	0966	113502	0526	114241	0539	115414	0630
111861	0966	113510	0521	114246	0539	115451	0632
111862	0966	113511	0521	114250	0539	115454	0632
111880	0965	113512	0526	114251	0539	115461	0632
111881	0965	113513	0529	114256	0539	115464	0632
111890	0965	113520	0524	114260	0540	115510	0614
111891	0965	113530	0524	114261	0540	115511	0614
111982	0551	113531	0524	114266	0540	115516	0614
111992	0551	113540	0525	114270	0540	115520	0614
		113541	0525	114271	0540	115521	0614
		113550	0525	114276	0540	115526	0614
112000		113581	0537	114280	0540	115530	0615
112161	0563	113584	0537	114281	0540	115531	0615
112162	0563	113591	0537	114286	0540	115536	0615
112165	0563	113800	0524	114290	0540	115540	0616
112171	0562	113810	0527	114291	0540	115541	0616
112172	0562	113811	0527	114296	0540	115546	0616
112175	0562	113830	0525	114380	0533	115550	0616
112181	0562	113840	0527	114381	0533	115551	0616
112182	0562	113841	0527	114386	0533	115556	0616
112185	0562	113850	0529	114390	0533	115560	0617
112221	0563	113851	0529	114391	0533	115561	0617
112222	0563	113870	0534	114396	0533	115566	0617
112225	0563	113871	0534	114400	0536	115624	0629
112240	0560	113876	0534	114401	0536	115634	0629
112242	0560	113880	0534	114406	0536	115674	0629
112281	0304	113881	0534	114410	0531	115684	0629
112284	0304	113886	0534	114411	0531	115700	0618
112341	0566	113890	0541	114416	0531	115701	0618
112344	0566	113891	0541	114420	0555, 0823	115706	0618
112431	0568	113896	0541	114421	0555, 0823	115710	0618
112434	0568	113900	0535	114426	0555, 0823	115711	0618
112471	0568	113901	0535	114430	0555, 0823	115716	0618
112474	0568	113906	0535	114431	0555, 0823	115720	0619
112682	0546	113910	0535	114436	0555, 0823	115721	0619
112692	0546	113911	0535	114440	0554, 0823	115726	0619
112702	0546	113916	0535	114441	0554, 0823	115726	0619
112720	0567					115730	0620

115731.....	0620	132641.....	0064	133881.....	0115	139102.....	0496
115736.....	0620	132645.....	0064	133886.....	0115	139110.....	0496
115740.....	0620	132646.....	0064	133887.....	0115	139111.....	0496
115741.....	0620	132648.....	0064	133891.....	0115	139112.....	0496
115746.....	0620	132650.....	0067	133896.....	0115	139120.....	0497
115900.....	0590	132651.....	0067	133897.....	0115	139121.....	0497
115901.....	0590	132655.....	0067	133901.....	0303	139122.....	0497
		132656.....	0067	133921.....	0339	139130.....	0497
116000		132658.....	0067	133931.....	0339	139131.....	0497
116111.....	0558	132660.....	0048	133940.....	0221	139132.....	0497
116112.....	0558	132661.....	0048	133941.....	0221		
116118.....	0558	132662.....	0048	133943.....	0221	140000	
116119.....	0558	132670.....	0964			140200.....	0486
116202.....	0309	132671.....	0964	134000		140201.....	0486
116204.....	0309	132672.....	0964	134001.....	0117	140210.....	0486
116310.....	0595	132680.....	0964	134011.....	0117	140211.....	0486
116311.....	0595	132681.....	0964	134050.....	0372, 0932	140220.....	0486
116320.....	0596	132682.....	0964	134051.....	0372, 0933	140221.....	0486
116321.....	0596	132690.....	0067	134060.....	0372, 0933	140230.....	0486
116330.....	0295	132691.....	0067	134061.....	0372, 0933	140231.....	0486
116331.....	0295	132695.....	0067	134221.....	0316	140250.....	0487
116340.....	0267	132696.....	0067	134301.....	0316	140251.....	0487
116341.....	0267	132698.....	0067	134323.....	0298	140260.....	0487
		132832.....	0644	134333.....	0298	140261.....	0487
117000		132835.....	0644	134343.....	0299		
117100.....	0290	133000		135000		143000	
117101.....	0290	133000.....	0131	135000.....	0608	143010.....	0418
117104.....	0290	133001.....	0131	135010.....	0610	143011.....	0418
117110.....	0290	133005.....	0131	135011.....	0610	143012.....	0418
117111.....	0290	133008.....	0131	135014.....	0610	143020.....	0418
117114.....	0290	133009.....	0131	135020.....	0162, 0322	143021.....	0418
117120.....	0291	133010.....	0131	135021.....	0162, 0322	143022.....	0418
117121.....	0291	133011.....	0131	135022.....	0162, 0322	143030.....	0419
117124.....	0291	133015.....	0131	135026.....	0162, 0322	143031.....	0419
117130.....	0291	133018.....	0131	135050.....	0609	143032.....	0419
117131.....	0291	133019.....	0131	135060.....	0611	143040.....	0419
117134.....	0291	133050.....	0131	135061.....	0611	143041.....	0419
117160.....	0288	133060.....	0131	135066.....	0611	143042.....	0419
117161.....	0288	133070.....	0131	135070.....	0163, 0323	143050.....	0419
117164.....	0288	133100.....	0185	135071.....	0163, 0323	143051.....	0419
117170.....	0289	133101.....	0185	135074.....	0163, 0323	143052.....	0419
117171.....	0289	133110.....	0185	135076.....	0163, 0323	143060.....	0419
117174.....	0289	133111.....	0185	135100.....	0609	143061.....	0419
117180.....	0288	133120.....	0185	135110.....	0611	143062.....	0419
117181.....	0288	133121.....	0185	135111.....	0611	143070.....	0419
117184.....	0288	133140.....	0185	135114.....	0611	143071.....	0419
117190.....	0289	133141.....	0185	135120.....	0163, 0323	143072.....	0419
117191.....	0289	133150.....	0185	135121.....	0163, 0323	143080.....	0419
117194.....	0289	133151.....	0185	135124.....	0163, 0323	143081.....	0419
117311.....	0585	133300.....	0125	135126.....	0163, 0323	143082.....	0419
117321.....	0296	133310.....	0125	135150.....	0609	143090.....	0419
117331.....	0585	133320.....	0125	135160.....	0611	143091.....	0419
117341.....	0585	133330.....	0125	135161.....	0611	143092.....	0419
117351.....	0296	133341.....	0120	135164.....	0611	143100.....	0419
117361.....	0297	133351.....	0120	135170.....	0163, 0323	143101.....	0419
117371.....	0584	133444.....	0149	135171.....	0163, 0323	143102.....	0419
117381.....	0297	133464.....	0151	135174.....	0163, 0323	143110.....	0419
		133481.....	0132	135176.....	0163, 0323	143111.....	0419
118000		133482.....	0132			143112.....	0419
118021.....	0542	133483.....	0132	138000		143120.....	0069, 0417, 0419
118026.....	0542	133485.....	0132	138812.....	0958	143121.....	0069, 0417, 0419
118110.....	0597	133486.....	0132	138822.....	0958	143124.....	0069, 0417, 0419
118111.....	0597	133489.....	0132	138980.....	0501, 0958	143130.....	0419
118120.....	0599	133490.....	0132	138981.....	0501, 0958	143131.....	0419
118121.....	0599	133491.....	0132	138982.....	0501, 0958	143132.....	0419
118130.....	0331	133493.....	0132	138990.....	0501, 0958	143140.....	0419
118131.....	0331	133495.....	0132	138991.....	0501, 0958	143141.....	0417, 0419
118160.....	0597	133499.....	0132	138992.....	0501, 0958	143142.....	0419
118161.....	0597	133511.....	0151			143151.....	0419
118170.....	0599	133581.....	0151	139000		143152.....	0417
118171.....	0599	133650.....	0152	139004.....	0498	143160.....	0419
118180.....	0331	133651.....	0152	139006.....	0499	143161.....	0419
118181.....	0331	133660.....	0149	139024.....	0498	143162.....	0419
		133661.....	0149	139026.....	0499	143169.....	0419
132000		133733.....	0371	139030.....	0498	143170.....	0417, 0419
132020.....	0341	133743.....	0371	139031.....	0498	143171.....	0417, 0419
132021.....	0341	133748.....	0373, 0927	139040.....	0498	143172.....	0417, 0419
132024.....	0341	133749.....	0373, 0927	139041.....	0498	143190.....	0395
132600.....	0068	133753.....	0371	139050.....	0499	143191.....	0395
132601.....	0068	133758.....	0373, 0927	139051.....	0499	143194.....	0395
132605.....	0068	133759.....	0373, 0927	139060.....	0499	143221.....	0417
132606.....	0068	133791.....	0167, 0320	139061.....	0499	143230.....	0417
132608.....	0068	133794.....	0167, 0320	139070.....	0494	143231.....	0417
132610.....	0068	133801.....	0167, 0327	139071.....	0494	143241.....	0417
132611.....	0068	133804.....	0167, 0327	139072.....	0494	143251.....	0417
132615.....	0068	133821.....	0161, 0325	139080.....	0494	143261.....	0417
132616.....	0068	133824.....	0161, 0325	139081.....	0494	143271.....	0417
132618.....	0068	133840.....	0169	139082.....	0494	143281.....	0417
132620.....	0068	133841.....	0169	139090.....	0495	143291.....	0417
132621.....	0068	133850.....	0169	139091.....	0495	143350.....	0401
132625.....	0068	133851.....	0169	139092.....	0495	143351.....	0401
132626.....	0068	133861.....	0167, 0327	139100.....	0496	143354.....	0401
132628.....	0068	133864.....	0167, 0327	139101.....	0496	143380.....	0419
132640.....	0064					143381.....	0419

143382.....	0419	145311.....	0480	146362.....	0575	148011.....	0236
143390.....	0397	145510.....	0478	146382.....	0575	148012.....	0235
143391.....	0397	145511.....	0478	146390.....	0281	148013.....	0235
143392.....	0397	145514.....	0478	146452.....	0217	148015.....	0237
143430.....	0399	145520.....	0478	146462.....	0218	148016.....	0259
143431.....	0399	145521.....	0478	146472.....	0219	148018.....	0238
143432.....	0399	145524.....	0478	146482.....	0217	148019.....	0233
143440.....	0399	145530.....	0478	146512.....	0215	148040.....	0135
143441.....	0399	145531.....	0478	146582.....	0225	148041.....	0135
143442.....	0399	145534.....	0478	146583.....	0225	148042.....	0144
143450.....	0397	145541.....	0481	146632.....	0213	148051.....	0315
143451.....	0397	145551.....	0481	146672.....	0213	148052.....	0315
143454.....	0397	145560.....	0478	146680.....	0215	148053.....	0315
143460.....	0403	145561.....	0478	146682.....	0215	148060.....	0259
143461.....	0403	145564.....	0478	146692.....	0215	148061.....	0238
143464.....	0403	145571.....	0481	146700.....	0209	148062.....	0232
143522.....	0401	145580.....	0479	146701.....	0209	148063.....	0258
143540.....	0403	145581.....	0479	146704.....	0209	148064.....	0234
143541.....	0403	145584.....	0479	146706.....	0209	148070.....	0548
143544.....	0403	145590.....	0479	146722.....	0225	148071.....	0548
143550.....	0410	145591.....	0479	146732.....	0225	148072.....	0549
143551.....	0410	145594.....	0479	146800.....	0273	148081.....	0312
143560.....	0410	145600.....	0479	146801.....	0273	148082.....	0312
143561.....	0410	145601.....	0479	146804.....	0273	148091.....	0232
143570.....	0404	145604.....	0479	146922.....	0207	148093.....	0233
143571.....	0404	145621.....	0481	146942.....	0317	148500.....	0357
143574.....	0404	145630.....	0479			148501.....	0357
143580.....	0405	145631.....	0479	147000		148504.....	0357
143581.....	0405	145634.....	0479	147250.....	0367	148530.....	0211
143594.....	0411	145640.....	0479	147251.....	0367	148540.....	0211
143620.....	0414	145641.....	0479	147256.....	0367		
143621.....	0414	145644.....	0479	147260.....	0367	149000	
143623.....	0414	145660.....	0478	147261.....	0367	149030.....	0254
143629.....	0414	145661.....	0478	147266.....	0367	149031.....	0254
143731.....	0403	145664.....	0478	147270.....	0367	149032.....	0254
143734.....	0403	145670.....	0479	147271.....	0367	149042.....	0355
143801.....	0400	145671.....	0479	147276.....	0367	149060.....	0354
143804.....	0400	145674.....	0479	147301.....	0369	149061.....	0354
143811.....	0400	145680.....	0479	147306.....	0369	149062.....	0354
143814.....	0400	145681.....	0479	147311.....	0369	149065.....	0354
143930.....	0412	145684.....	0479	147316.....	0369	149069.....	0354
143931.....	0412	145690.....	0479	147321.....	0369	149070.....	0354
143932.....	0412	145691.....	0479	147326.....	0369	149071.....	0354
143941.....	0406	145694.....	0479	147360.....	0349	149072.....	0354
143944.....	0406	145700.....	0479	147361.....	0349	149075.....	0354
143951.....	0406	145701.....	0479	147364.....	0349	149079.....	0354
143954.....	0406	145710.....	0479	147370.....	0349	149142.....	0363
143960.....	0411	145711.....	0479	147371.....	0349	149144.....	0363
143961.....	0411	145714.....	0479	147374.....	0349	149276.....	0326
143963.....	0411	145720.....	0479	147380.....	0349	149380.....	0149
143964.....	0411	145721.....	0479	147381.....	0349	149381.....	0143
143990.....	0411	145724.....	0479	147384.....	0349	149385.....	0143
143991.....	0411	145730.....	0479	147390.....	0385	149386.....	0143
		145731.....	0479	147391.....	0385	149387.....	0143
144000		145734.....	0479	147394.....	0385	149388.....	0143
144000.....	0413	145751.....	0481	147411.....	0345	149421.....	0201
144001.....	0413	145761.....	0481	147412.....	0345	149431.....	0201
144003.....	0413	145771.....	0481	147413.....	0345	149452.....	0207
144006.....	0413	145800.....	0479	147414.....	0344	149471.....	0240
144010.....	0398	145810.....	0479	147424.....	0344	149472.....	0240
144011.....	0398	145820.....	0479	147441.....	0347	149482.....	0280
144013.....	0398	145830.....	0479	147442.....	0347	149492.....	0280
144019.....	0398	145831.....	0479	147443.....	0347	149511.....	0240
144020.....	0415	145834.....	0479	147444.....	0347	149512.....	0240
144021.....	0415	145990.....	0069	147519.....	0265	149701.....	0270
144023.....	0415	145991.....	0069	147529.....	0265	149702.....	0270
144029.....	0415	145994.....	0069	147532.....	0278	149752.....	0269
144050.....	0408			147542.....	0278	149762.....	0270
144051.....	0408	146000		147550.....	0341	149772.....	0270
144054.....	0408	146000.....	0081	147551.....	0341	149782.....	0268
144060.....	0408	146001.....	0081	147556.....	0341	149792.....	0268
144061.....	0408	146005.....	0081	147559.....	0341		
144064.....	0408	146006.....	0081	147566.....	0239	150000	
144100.....	0409	146007.....	0081	147706.....	0365	150644.....	0263
144101.....	0409	146010.....	0098	147716.....	0365	150654.....	0317
144104.....	0409	146011.....	0098	147820.....	0226	150664.....	0147
144110.....	0409	146015.....	0098	147821.....	0226		
144111.....	0409	146016.....	0098	147823.....	0226	151000	
144114.....	0409	146017.....	0098	147826.....	0226	151171.....	0351
144200.....	0396	146050.....	0085	147830.....	0133	151174.....	0351
144201.....	0396	146060.....	0102	147831.....	0133	151181.....	0351
144204.....	0396	146101.....	0079	147833.....	0133	151184.....	0351
		146111.....	0079	147836.....	0133	151221.....	0205
145000		146210.....	0575	147840.....	0228	151271.....	0242
145100.....	0477	146211.....	0575	147841.....	0228	151275.....	0242
145101.....	0477	146214.....	0575	147843.....	0228	151282.....	0281
145102.....	0477	146240.....	0574	147846.....	0228	151311.....	0242
145200.....	0477	146242.....	0574			151315.....	0242
145201.....	0477	146250.....	0574	148000		151320.....	0249
145202.....	0477	146252.....	0574	148001.....	0302	151321.....	0249
145211.....	0480	146270.....	0211	148002.....	0302	151325.....	0249
145300.....	0477	146271.....	0211	148004.....	0313	151410.....	0244
145301.....	0477	146324.....	0219	148005.....	0301	151411.....	0244
145302.....	0477	146332.....	0218	148010.....	0237	151416.....	0244

151450.....	0244	152331.....	0370	153564.....	0439	155651.....	0083
151451.....	0244	152340.....	0212	153580.....	0449	155652.....	0101
151456.....	0244	152341.....	0212	153581.....	0449	155670.....	0209
151471.....	0250	152350.....	0370	153584.....	0449	155673.....	0209
151476.....	0250	152351.....	0370	153600.....	0470	155690.....	0043
151501.....	0253	152360.....	0119	153601.....	0470	155702.....	0080
151504.....	0253	152361.....	0119	153610.....	0465	155710.....	0127
151511.....	0305	152369.....	0119	153611.....	0465	155711.....	0127
151514.....	0305	152370.....	0119	153614.....	0465	155712.....	0126
151521.....	0292	152371.....	0119	153800.....	0444	155713.....	0126
151524.....	0292	152379.....	0119	153801.....	0444	155714.....	0145
151531.....	0292, 0351	152380.....	0591	153804.....	0444	155750.....	0231
151534.....	0292, 0351	152381.....	0591	153810.....	0444	155751.....	0231
151542.....	0279	152420.....	0453	153811.....	0444	155752.....	0197
151543.....	0279	152421.....	0453	153814.....	0444	155770.....	0139
151552.....	0279	152424.....	0453	153850.....	0442	155780.....	0044
151553.....	0279	152430.....	0453	153851.....	0442	155785.....	0044
151561.....	0256	152431.....	0453	153854.....	0442	155790.....	0046
151564.....	0256	152434.....	0453			155795.....	0046
151591.....	0205	152540.....	0455	154000		155808.....	0042
151700.....	0247	152541.....	0455	154602.....	0621	155840.....	0083
151701.....	0247	152544.....	0455	154612.....	0621	155841.....	0083
151703.....	0247	152550.....	0455	154622.....	0623	155850.....	0101
151710.....	0247	152551.....	0455	154632.....	0623	155851.....	0101
151711.....	0247	152554.....	0455	154642.....	0622	155860.....	0203
151713.....	0247	152600.....	0449	154652.....	0624	155861.....	0203
151730.....	0248	152601.....	0449	154662.....	0625	155870.....	0139
151731.....	0248	152604.....	0449	154672.....	0625	155871.....	0139
151733.....	0248	152610.....	0448			155900.....	0128
151740.....	0248	152611.....	0448	155000		155901.....	0128
151741.....	0248	152614.....	0448	155001.....	0272	155910.....	0128
151743.....	0248	152620.....	0451	155002.....	0272	155911.....	0128
151761.....	0276	152621.....	0451	155100.....	0210	155920.....	0128
151762.....	0276	152630.....	0461	155101.....	0210	155921.....	0128
151771.....	0276	152640.....	0438	155103.....	0210	155930.....	0128
151772.....	0276	152641.....	0438	155104.....	0210	155931.....	0128
151781.....	0277	152644.....	0438	155114.....	0210		
151786.....	0277	152660.....	0450	155120.....	0157	156000	
151791.....	0277	152661.....	0450	155121.....	0157	156020.....	0202
151796.....	0277	152680.....	0451	155124.....	0157	156021.....	0202
151800.....	0262	152681.....	0451	155130.....	0157	156030.....	0101
151801.....	0262	152740.....	0456	155131.....	0157	156031.....	0101
151803.....	0262	152741.....	0456	155134.....	0157	156040.....	0083
151804.....	0262	152744.....	0456	155152.....	0301, 0376	156041.....	0083
151810.....	0293	152750.....	0456	155156.....	0301, 0376	156050.....	0287
151811.....	0293	152751.....	0456	155206.....	0275	156051.....	0287
151813.....	0293	152754.....	0456	155216.....	0275	156060.....	0139
151814.....	0293	152760.....	0456	155221.....	0241	156061.....	0139
151820.....	0353	152761.....	0456	155222.....	0241	156090.....	0052
151821.....	0353	152764.....	0456	155228.....	0241	156091.....	0052
151823.....	0353	152770.....	0456	155236.....	0374	156095.....	0052
151824.....	0353	152771.....	0456	155250.....	0374	156110.....	0059
151830.....	0353	152774.....	0456	155272.....	0301	156111.....	0059
151831.....	0353	152780.....	0456	155290.....	0137	156113.....	0059
151833.....	0353	152781.....	0456	155300.....	0137	156114.....	0059
151834.....	0353	152784.....	0456	155340.....	0204	156115.....	0059
151850.....	0143	152790.....	0456	155372.....	0287	156116.....	0059
151851.....	0143	152791.....	0456	155373.....	0287	156117.....	0059
151853.....	0143	152794.....	0456	155380.....	0137	156119.....	0059
151854.....	0143	152800.....	0451	155462.....	0140	156122.....	0059
151884.....	0384	152801.....	0451	155463.....	0140	156140.....	0059
151894.....	0384	152810.....	0451	155470.....	0131	156141.....	0059
151901.....	0265	152811.....	0451	155471.....	0131	156143.....	0059
151912.....	0342	152920.....	0460	155475.....	0131	156144.....	0059
151922.....	0342	152924.....	0460	155479.....	0131	156145.....	0059
151950.....	0576	152930.....	0460	155490.....	0047	156146.....	0059
151951.....	0577	152934.....	0460	155492.....	0047	156147.....	0059
151952.....	0577	152950.....	0452	155500.....	0129	156149.....	0059
		152951.....	0452	155501.....	0129	156152.....	0059
152000		152954.....	0452	155510.....	0129	156160.....	0058
152010.....	0352	152960.....	0467	155511.....	0129	156161.....	0058
152011.....	0352	152961.....	0467	155520.....	0129	156163.....	0058
152013.....	0352	152980.....	0457	155521.....	0129	156164.....	0058
152014.....	0352	152981.....	0457	155530.....	0129	156165.....	0058
152020.....	0352	152990.....	0457	155531.....	0129	156166.....	0058
152021.....	0352	152991.....	0457	155540.....	0044	156167.....	0058
152023.....	0352			155542.....	0044	156169.....	0058
152024.....	0352	153000		155550.....	0049	156172.....	0058
152070.....	0576	153002.....	0447	155551.....	0049	156180.....	0058
152072.....	0576	153012.....	0447	155552.....	0049	156181.....	0058
152101.....	0308	153022.....	0447	155560.....	0048	156183.....	0058
152200.....	0440	153102.....	0466	155561.....	0048	156184.....	0058
152201.....	0440	153112.....	0463	155562.....	0048	156185.....	0058
152204.....	0440	153130.....	0464	155580.....	0059	156186.....	0058
152230.....	0441	153131.....	0464	155582.....	0059	156187.....	0058
152231.....	0441	153140.....	0462	155583.....	0059	156189.....	0058
152232.....	0441	153141.....	0462	155584.....	0059	156192.....	0058
152240.....	0441	153250.....	0454	155585.....	0059	156200.....	0058
152241.....	0441	153251.....	0454	155586.....	0059	156201.....	0058
152242.....	0441	153420.....	0443	155587.....	0059	156203.....	0058
152320.....	0445	153421.....	0443	155589.....	0059	156204.....	0058
152321.....	0445	153424.....	0443	155592.....	0059	156205.....	0058
152324.....	0445	153560.....	0439	155643.....	0204	156206.....	0058
152330.....	0370	153561.....	0439	155650.....	0141	156207.....	0058

156209.....	0058	158813.....	0605	162993.....	0381	175031.....	0473
156212.....	0058	158814.....	0605			175034.....	0473
156267.....	0121	158823.....	0605	163000		175040.....	0474
156268.....	0121	158824.....	0605	163003.....	0381	175041.....	0474
156277.....	0078	158833.....	0605	163013.....	0381	175044.....	0474
156287.....	0222	158834.....	0605	163020.....	0378	175050.....	0474
156297.....	0222	158852.....	0171	163021.....	0378	175051.....	0474
156301.....	0125	158853.....	0171	163030.....	0379	175054.....	0474
156311.....	0199	158854.....	0171	163031.....	0379	175060.....	0475
156321.....	0096	158862.....	0171			175061.....	0475
156400.....	0588	158863.....	0171	164000		175064.....	0475
156401.....	0588	158864.....	0171	164006.....	0186	175070.....	0474
156410.....	0588	158901.....	0606	164571.....	0123	175071.....	0474
156411.....	0588	158911.....	0606			175074.....	0474
156420.....	0359	158921.....	0328	165000		175080.....	0475
156421.....	0359	158931.....	0328	165100.....	0191	175081.....	0475
156430.....	0359	158941.....	0329	165221.....	0191	175084.....	0475
156431.....	0359	158951.....	0329	165222.....	0191	175090.....	0474
156440.....	0359	158961.....	0330	165350.....	0186	175091.....	0474
156441.....	0359	158971.....	0330	165351.....	0186	175094.....	0474
156500.....	0343			165356.....	0186	175100.....	0475
156501.....	0343	159000		165357.....	0186	175101.....	0475
156510.....	0343	159130.....	0176	165358.....	0186	175104.....	0475
156511.....	0343	159131.....	0176	165359.....	0186	175110.....	0474
156920.....	0056	159134.....	0176	165390.....	0155	175111.....	0474
156938.....	0050	159140.....	0176	165400.....	0155	175114.....	0474
156950.....	0053	159141.....	0176	165410.....	0155	175120.....	0474
156960.....	0055	159144.....	0176	165431.....	0196	175121.....	0474
156970.....	0055	159210.....	0183	165441.....	0123	175124.....	0474
		159211.....	0183	165461.....	0123	175130.....	0474
157000		159214.....	0183	165510.....	0143	175131.....	0474
157000.....	0103	159220.....	0183	165511.....	0143	175134.....	0474
157001.....	0103	159221.....	0183	165515.....	0143	175140.....	0474
157004.....	0103	159224.....	0183	165518.....	0143	175141.....	0474
157010.....	0099	159230.....	0183	165519.....	0143	175144.....	0474
157011.....	0099	159231.....	0183	165520.....	0143	175150.....	0474
157431.....	0274	159234.....	0183	165600.....	0189	175151.....	0474
157434.....	0274			165601.....	0189	175154.....	0474
157435.....	0274	160000		165610.....	0189	175160.....	0475
157441.....	0274	160134.....	0573	165611.....	0189	175161.....	0475
157444.....	0274	160180.....	0387			175164.....	0475
157445.....	0274	160181.....	0387	170000		175170.....	0475
157631.....	0141	160184.....	0387	170401.....	0220	175171.....	0475
157634.....	0141	160190.....	0387	170402.....	0220	175174.....	0475
157641.....	0141	160191.....	0387			175180.....	0475
157644.....	0141	160194.....	0387	172000		175181.....	0475
157650.....	0174	160441.....	0600	172010.....	0488	175184.....	0475
157651.....	0174	160451.....	0600	172011.....	0488	175190.....	0474
157660.....	0388	160461.....	0600	172020.....	0488	175191.....	0474
157661.....	0388	160471.....	0600	172021.....	0488	175194.....	0474
157670.....	0156	160481.....	0601	172030.....	0488	175200.....	0474
157671.....	0156	160491.....	0601	172031.....	0488	175201.....	0474
157701.....	0153	160581.....	0601	172040.....	0489	175204.....	0474
157851.....	0179	160591.....	0601	172041.....	0489	175210.....	0474
157855.....	0179	160631.....	0549	172050.....	0489	175211.....	0474
157901.....	0105	160831.....	0175	172051.....	0489	175214.....	0474
157905.....	0105	160832.....	0175	172060.....	0489		
		160874.....	0180	172061.....	0489	176000	
158000		160900.....	0177	172070.....	0489	176000.....	0458
158400.....	0118	160901.....	0177	172071.....	0489	176001.....	0458
158401.....	0118	160904.....	0177	172080.....	0489	176004.....	0458
158409.....	0118			172081.....	0489	176010.....	0458
158410.....	0118	161000		172090.....	0489	176011.....	0458
158411.....	0118	161271.....	0565	172091.....	0489	176014.....	0458
158419.....	0118	161281.....	0565	172100.....	0489	176020.....	0458
158602.....	0333	161291.....	0564	172101.....	0489	176021.....	0458
158603.....	0333	161301.....	0564	172110.....	0489	176024.....	0458
158604.....	0333	161461.....	0304	172111.....	0489	176030.....	0458
158612.....	0333	161464.....	0304	172120.....	0489	176031.....	0458
158613.....	0333			172121.....	0489	176034.....	0458
158614.....	0333	162000		172134.....	0489	176040.....	0459
158622.....	0173	162641.....	0306	172145.....	0489	176041.....	0459
158623.....	0173	162644.....	0306	172154.....	0489	176044.....	0459
158624.....	0173	162703.....	0571	172160.....	0489	176050.....	0459
158632.....	0173	162713.....	0571	172161.....	0489	176051.....	0459
158633.....	0173	162723.....	0571	172170.....	0489	176054.....	0459
158634.....	0173	162733.....	0571	172171.....	0489	176060.....	0459
158662.....	0602	162743.....	0571	172180.....	0489	176061.....	0459
158663.....	0602	162753.....	0571	172181.....	0489	176064.....	0459
158664.....	0602	162763.....	0569	172190.....	0489	176070.....	0459
158703.....	0603	162773.....	0569	172191.....	0489	176071.....	0459
158704.....	0603	162783.....	0569	172200.....	0489	176074.....	0459
158713.....	0603	162793.....	0569	172201.....	0489	176080.....	0459
158714.....	0603	162803.....	0569	172220.....	0069, 0489	176081.....	0459
158723.....	0171	162813.....	0569	172221.....	0069, 0489	176084.....	0459
158724.....	0171	162903.....	0383			176090.....	0459
158733.....	0171	162913.....	0383	175000		176091.....	0459
158734.....	0171	162923.....	0383	175010.....	0473	176094.....	0459
158743.....	0603	162933.....	0383	175011.....	0473		
158744.....	0603	162943.....	0383	175014.....	0473	181000	
158753.....	0603	162953.....	0383	175020.....	0473	181530.....	0501
158754.....	0603	162963.....	0381	175021.....	0473	181531.....	0501
158803.....	0605	162973.....	0381	175024.....	0473	181532.....	0501
158804.....	0605	162983.....	0381	175030.....	0473		

184000		186312.....	0501	213621.....	0881	214334.....	0886
184000.....	0433	186330.....	0501	213624.....	0881	214340.....	0886, 0887
184001.....	0433	186331.....	0501	213630.....	0881	214341.....	0886, 0887
184002.....	0433	186332.....	0501	213631.....	0881	214342.....	0886, 0887
184004.....	0433	186340.....	0501	213634.....	0881	214350.....	0886, 0887
184010.....	0433	186341.....	0501	213641.....	0881	214351.....	0886, 0887
184011.....	0433	186342.....	0501	213642.....	0881	214352.....	0886, 0887
184012.....	0433	186350.....	0501	213643.....	0881	214380.....	0886
184020.....	0433	186351.....	0501	213650.....	0881	214381.....	0886
184021.....	0433	186352.....	0501	213651.....	0881	214384.....	0886
184022.....	0433	186360.....	0501	213654.....	0881	214391.....	0887
184030.....	0433	186361.....	0501	213660.....	0878	214394.....	0887
184031.....	0433	186362.....	0501	213661.....	0878	214401.....	0887
184032.....	0433	186562.....	0505	213664.....	0878	214404.....	0887
184040.....	0433	186640.....	0501	213670.....	0878	214411.....	0887
184041.....	0433	186641.....	0501	213671.....	0878	214414.....	0887
184042.....	0433	186642.....	0501	213674.....	0878	214420.....	0879
184060.....	0433	186762.....	0507	213680.....	0878	214421.....	0879
184061.....	0433	186772.....	0507	213681.....	0878	214424.....	0879
184062.....	0433	186952.....	0507	213684.....	0878	214430.....	0880
184071.....	0425			213700.....	0885	214431.....	0880
184090.....	0426	188000		213701.....	0885	214434.....	0880
184091.....	0426	188200.....	0508	213704.....	0885	214450.....	0879
184140.....	0433	188210.....	0509	213710.....	0885	214451.....	0879
184141.....	0433	188220.....	0509	213711.....	0885	214454.....	0879
184142.....	0433	188230.....	0509	213714.....	0885	214460.....	0880
184170.....	0433	188500.....	0503	213720.....	0885	214461.....	0880
184171.....	0433	188510.....	0503	213721.....	0885	214464.....	0880
184172.....	0433	188520.....	0503	213724.....	0885	214470.....	0879, 0880
184290.....	0433	188530.....	0503	213741.....	0885	214471.....	0879, 0880
184291.....	0433	188540.....	0502	213742.....	0885	214474.....	0879, 0880
184292.....	0433	188550.....	0502	213743.....	0885	214477.....	0879, 0880
184300.....	0433			213751.....	0885	214478.....	0879, 0880
184301.....	0433	210000		213752.....	0885	214479.....	0879, 0880
184302.....	0433	210000.....	0160	213753.....	0885		
184330.....	0433	210001.....	0160	213761.....	0885	220000	
184331.....	0433	210004.....	0160	213762.....	0885	220000.....	0507, 0967
184332.....	0433	210010.....	0160	213763.....	0885		
184440.....	0424	210011.....	0160	213770.....	0885	227000	
184441.....	0424	210014.....	0160	213771.....	0885	227000.....	0968
184450.....	0424	210020.....	0160	213774.....	0885	227001.....	0968
184451.....	0424	210021.....	0160	213780.....	0885	227002.....	0968
184452.....	0424	210024.....	0160	213781.....	0885	227050.....	0753
184530.....	0431	210030.....	0160	213784.....	0885	227051.....	0753
184531.....	0431	210031.....	0160	213790.....	0885	227054.....	0753
184534.....	0431	210034.....	0160	213791.....	0885	227090.....	0830
184560.....	0429	210060.....	0966	213794.....	0885	227092.....	0830
184561.....	0429	210061.....	0966	213799.....	0885	227140.....	0957
184580.....	0427	210064.....	0966	213800.....	0889	227150.....	0957
184581.....	0427			213801.....	0889	227160.....	0957
184590.....	0431	213000		213804.....	0889	227174.....	0746
184591.....	0431	213312.....	0867	213810.....	0889	227176.....	0746
184620.....	0428	213320.....	0867, 0868	213811.....	0889	227181.....	0739
184621.....	0428	213321.....	0867	213814.....	0889	227185.....	0739
184624.....	0428	213352.....	0868	213821.....	0889, 0890, 0891	227191.....	0754
184630.....	0425	213361.....	0868	213822.....	0889, 0890, 0891	227194.....	0754
184631.....	0425	213430.....	0884	213830.....	0889	227195.....	0754
184634.....	0425	213431.....	0884	213831.....	0889	227198.....	0754
184690.....	0427	213434.....	0884	213834.....	0889	227211.....	0641
184691.....	0427	213440.....	0884	213840.....	0889	227219.....	0640
184740.....	0428	213441.....	0884	213841.....	0889	227220.....	0640
184741.....	0428	213444.....	0884	213844.....	0889	227221.....	0640
		213450.....	0884	213849.....	0889	227410.....	0703
185000		213451.....	0884	213861.....	0890	227418.....	0703
185002.....	0433	213454.....	0884	213862.....	0890	227419.....	0703
185012.....	0433	213459.....	0884	213874.....	0890	227461.....	0824
185020.....	0433	213460.....	0882	213901.....	0891	227462.....	0824
185032.....	0433	213461.....	0882	213904.....	0891	227500.....	0708
185042.....	0433	213464.....	0882	213911.....	0891	227504.....	0707
185062.....	0433	213470.....	0882	213914.....	0891	227505.....	0707
185142.....	0433	213471.....	0882	213931.....	0891	227507.....	0707
185172.....	0433	213474.....	0882	213934.....	0891	227508.....	0707
185294.....	0433	213480.....	0882	213939.....	0891	227545.....	0642
185302.....	0433	213481.....	0882	213940.....	0888	227547.....	0642
185440.....	0424	213484.....	0882	213941.....	0888	227550.....	0642
185450.....	0424	213488.....	0881, 0882	213944.....	0888	227600.....	0827
185580.....	0427	213501.....	0883	213950.....	0888	227604.....	0827
185582.....	0427	213504.....	0883	213951.....	0888	227680.....	0827
185590.....	0431	213511.....	0883	213954.....	0888	227684.....	0827
185592.....	0431	213514.....	0883	213961.....	0888	227700.....	0783
185622.....	0428	213521.....	0883	213962.....	0888	227701.....	0783
185632.....	0425	213524.....	0883	213970.....	0888	227734.....	0731
185692.....	0427	213529.....	0883	213971.....	0888	227744.....	0731
		213581.....	0866	213974.....	0888	227881.....	0769
186000		213582.....	0866			227885.....	0769
186015.....	0507	213591.....	0866	214000		227975.....	0693
186020.....	0507	213592.....	0866	214100.....	0869	227985.....	0693
186042.....	0505	213594.....	0866	214101.....	0869		
186272.....	0505	213595.....	0866	214102.....	0869	228000	
186300.....	0501	213599.....	0866	214320.....	0886	228050.....	0648
186301.....	0501	213610.....	0881	214321.....	0886	228051.....	0648
186302.....	0501	213611.....	0881	214324.....	0886	228052.....	0648
186310.....	0501	213614.....	0881	214330.....	0886	228100.....	0687
186311.....	0501	213620.....	0881	214331.....	0886	228110.....	0687

228120.....	0774	229554.....	0793	231055.....	0717	232360.....	0720
228210.....	0829	229555.....	0793	231072.....	0730	232370.....	0721
228214.....	0829	229561.....	0767	231092.....	0730	232380.....	0721
228240.....	0831	229564.....	0767	231101.....	0728	232405.....	0712
228244.....	0831	229565.....	0767	231102.....	0728	232415.....	0712
228332.....	0824	229571.....	0767	231111.....	0729	232421.....	0800
228337.....	0824	229574.....	0767	231112.....	0729	232424.....	0800
228342.....	0824	229575.....	0767	231119.....	0729	232425.....	0800
228370.....	0838	229581.....	0791	231121.....	0729	232431.....	0245, 0758
228411.....	0825	229584.....	0791	231122.....	0729	232435.....	0245, 0758
228412.....	0825	229585.....	0791	231161.....	0727	232441.....	0246, 0759
228430.....	0834	229664.....	0757	231162.....	0727	232445.....	0246, 0759
228434.....	0834	229665.....	0757	231173.....	0727	232451.....	0760
228501.....	0796	229667.....	0757	231175.....	0727	232455.....	0760
228505.....	0796	229684.....	0757	231205.....	0747	232461.....	0245, 0758
228511.....	0778	229685.....	0757	231215.....	0662	232465.....	0245, 0758
228515.....	0778	229687.....	0757	231225.....	0662	232471.....	0246, 0759
228521.....	0771	229694.....	0757	231245.....	0647	232475.....	0246, 0759
228525.....	0771	229695.....	0757	231301.....	0661	232481.....	0740
228531.....	0785	229697.....	0757	231305.....	0661	232485.....	0740
228535.....	0785	229701.....	0817	231311.....	0751	232487.....	0740
228545.....	0676	229702.....	0817	231315.....	0751	232491.....	0740
228555.....	0699	229740.....	0704	231351.....	0751	232495.....	0740
228725.....	0968	229741.....	0709	231355.....	0751	232497.....	0740
228726.....	0968	229756.....	0307	231360.....	0650	232531.....	0761
228730.....	0968	229921.....	0797	231361.....	0795	232535.....	0761
228771.....	0772	229924.....	0797	231370.....	0685	232537.....	0761
228774.....	0772	229925.....	0797	231371.....	0685	232800.....	0723
228775.....	0772	229927.....	0797	231395.....	0643	232804.....	0723
228776.....	0772	229931.....	0797	231410.....	0686	232810.....	0723
228777.....	0772	229934.....	0797	231411.....	0686	232814.....	0723
228922.....	0664	229935.....	0797	231420.....	0685	232820.....	0723
228925.....	0664	229937.....	0797	231440.....	0686	232824.....	0723
228932.....	0665	229941.....	0798	231455.....	0667	232830.....	0723
228935.....	0665	229944.....	0798	231457.....	0667	232834.....	0723
228942.....	0665	229945.....	0798	231465.....	0749	232840.....	0723
228945.....	0665	229947.....	0798	231475.....	0678	232844.....	0723
228961.....	0643	229951.....	0798	231505.....	0689	232850.....	0723
228965.....	0643	229954.....	0798	231514.....	0718	232854.....	0723
228995.....	0648	229955.....	0798	231515.....	0718	232905.....	0781
		229961.....	0799	231525.....	0701	232915.....	0781
		229965.....	0799	231535.....	0701		
229000		229971.....	0799	231541.....	0790	233000	
229020.....	0681	229975.....	0799	231544.....	0790	233094.....	0719
229021.....	0681			231545.....	0790	233095.....	0719
229050.....	0675	230000		231585.....	0749	233104.....	0719
229054.....	0675	230030.....	0739	231595.....	0679	233105.....	0719
229057.....	0675	230031.....	0739	231602.....	0673	233114.....	0770
229062.....	0812	230034.....	0739	231612.....	0673	233115.....	0770
229071.....	0801	230044.....	0745	231622.....	0775	233124.....	0785
229072.....	0801	230045.....	0745	231662.....	0717	233125.....	0785
229075.....	0801	230047.....	0745	231672.....	0700	233134.....	0785
229081.....	0801	230063.....	0671	231682.....	0700	233135.....	0785
229084.....	0801	230066.....	0671	231745.....	0752	233184.....	0691, 0702
229085.....	0801	230069.....	0671	231755.....	0752	233185.....	0691, 0702
229087.....	0801	230084.....	0745	231765.....	0670	233204.....	0718
229090.....	0708	230085.....	0745	231805.....	0748	233205.....	0718
229100.....	0710	230087.....	0745	231807.....	0748	233221.....	0778
229110.....	0817	230090.....	0683	231815.....	0667	233223.....	0778
229162.....	0672	230100.....	0840	231817.....	0667	233225.....	0778
229172.....	0672	230110.....	0840	231825.....	0659	233231.....	0771
229182.....	0775	230132.....	0818	231835.....	0659	233233.....	0771
229200.....	0835	230170.....	0827	231845.....	0659	233235.....	0771
229204.....	0835	230174.....	0827	231855.....	0677	233241.....	0713
229230.....	0835	230231.....	0817	231865.....	0780	233245.....	0713
229234.....	0835	230232.....	0817	231893.....	0671	233251.....	0713
229260.....	0968	230332.....	0777	231896.....	0671	233255.....	0713
229262.....	0968	230354.....	0777	231954.....	0732	233261.....	0786
229263.....	0965	230355.....	0777	231955.....	0732	233265.....	0786
229268.....	0968	230364.....	0770	232000		233275.....	0688
229269.....	0968	230365.....	0770	232045.....	0773	233285.....	0688
229320.....	0832	230435.....	0660	232055.....	0794	233300.....	0714
229324.....	0832	230444.....	0744	232065.....	0645	233301.....	0714
229330.....	0832	230445.....	0744	232075.....	0657	233302.....	0772
229334.....	0832	230447.....	0744	232095.....	0649	233310.....	0715
229374.....	0833	230464.....	0674	232101.....	0742	233311.....	0715
229381.....	0839	230465.....	0674	232104.....	0742	233312.....	0773
229383.....	0839	230655.....	0744	232105.....	0742	233317.....	0681
229394.....	0731	230657.....	0744	232114.....	0669	233427.....	0680
229410.....	0684	230881.....	0375	232115.....	0669	233437.....	0680
229411.....	0684	230884.....	0375	232124.....	0669	233447.....	0684
229420.....	0680	230891.....	0303	232125.....	0669	233457.....	0684
229421.....	0680	230894.....	0303	232135.....	0669	233500.....	0842
229430.....	0682	230910.....	0829	232145.....	0669	233510.....	0843
229431.....	0682	230914.....	0829	232155.....	0656	233520.....	0842
229432.....	0682	231000		232165.....	0656	233530.....	0843
229481.....	0732	231010.....	0253, 0739	232175.....	0656	233540.....	0841
229482.....	0732	231012.....	0253, 0739	232185.....	0656	233550.....	0841
229521.....	0762	231015.....	0253, 0739	232284.....	0743	233560.....	0711
229524.....	0762	231022.....	0704	232285.....	0743	233561.....	0711
229525.....	0762	231025.....	0704	232294.....	0668	233570.....	0711
229531.....	0763	231035.....	0705	232295.....	0668	233571.....	0711
229532.....	0763	231045.....	0717	232350.....	0720	233601.....	0811
229535.....	0763						
229551.....	0793						

233604.....	0811	420061.....	0948, 0978	470815.....	0941	551293.....	0977
233605.....	0811			470816.....	0944	551294.....	0977
233611.....	0811	451000		470817.....	0943	551371.....	0989
233614.....	0811	451020.....	0957	470818.....	0943	551372.....	0989
233615.....	0811	451060.....	0956	470819.....	0940	551392.....	0978
233621.....	0811	451105.....	0956	470820.....	0943	551400.....	0980
233624.....	0811	451250.....	0956	470821.....	0942	551402.....	0980
233625.....	0811	451301.....	0956	470822.....	0942	551410.....	0980
233635.....	0809			470823.....	0942	551412.....	0980
233650.....	0813	461000		470824.....	0942	551532.....	0986
233651.....	0815	461050.....	0957			551543.....	0986
233660.....	0813	461060.....	0957	508000		551553.....	0986
233661.....	0815	461157.....	0957	508211.....	0992	551602.....	0979
233672.....	0845	461217.....	0957	508220.....	0993	551604.....	0979
233676.....	0845	461320.....	0957	508320.....	0993	551612.....	0979
233682.....	0845			508421.....	0993	551614.....	0979
233686.....	0845	464000		508422.....	0993	551624.....	0980
233692.....	0844	464030.....	0962	508440.....	0993	551634.....	0980
233696.....	0844	464031.....	0961	508441.....	0993	551642.....	0983
233702.....	0844	464032.....	0961	508450.....	0993	551644.....	0983
233706.....	0844	464091.....	0962	508451.....	0993	551652.....	0983
233712.....	0846	464107.....	0961	508610.....	0992	551654.....	0983
233716.....	0846	464108.....	0961	508740.....	0992	551664.....	0983
233722.....	0846	464109.....	0961	508741.....	0992	551674.....	0983
233726.....	0846	464130.....	0961	508760.....	0992	551862.....	0975
233732.....	0847	464132.....	0962	508761.....	0992	551872.....	0977
233736.....	0847	464140.....	0961	508770.....	0992	551882.....	0985
233742.....	0847	464142.....	0962	508771.....	0992	551893.....	0974
233746.....	0847	464143.....	0961			551902.....	0977
233752.....	0848	464144.....	0962	509000		551912.....	0985
233756.....	0848	464150.....	0961	509012.....	0992	551923.....	0988
233762.....	0848	464155.....	0962	509022.....	0992	551924.....	0988
233766.....	0848	464168.....	0963	519230.....	0974	551933.....	0988
233772.....	0849	464170.....	0963			551934.....	0988
233776.....	0849	464174.....	0963	519000		551943.....	0989
233782.....	0849	464176.....	0963	519231.....	0974	551944.....	0989
233786.....	0849	464191.....	0962	519241.....	0974		
		464192.....	0963	519451.....	0974	552000	
234000		464193.....	0963	519452.....	0974	552120.....	0901
234154.....	0802	464200.....	0962			552121.....	0901
234164.....	0802	464803.....	0962	545000		552122.....	0901
234174.....	0802	464804.....	0963	545512.....	0974	552123.....	0903
234205.....	0725			545522.....	0974	552130.....	0902
234215.....	0725	470000		545751.....	0974	552131.....	0902
234305.....	0724	470360.....	0959	545752.....	0974	552132.....	0902
234315.....	0724	470370.....	0959	545753.....	0974	552140.....	0902
234325.....	0724	470380.....	0959			552141.....	0902
234335.....	0724	470500.....	0960	548000		552142.....	0902
234401.....	0097, 0655	470502.....	0960	548014.....	0994	552263.....	0915
234411.....	0097, 0655	470505.....	0956	548021.....	0994	552265.....	0915
234421.....	0097, 0655	470506.....	0935, 0960	548023.....	0994	552269.....	0916
234501.....	0765	470507.....	0959	548024.....	0994	552273.....	0915
234504.....	0765	470508.....	0959	548028.....	0994	552275.....	0915
234505.....	0765	470509.....	0956	548035.....	0994	552279.....	0916
234511.....	0765	470540.....	0960	548039.....	0994	552310.....	0732
234514.....	0765	470541.....	0959	548054.....	0994	552320.....	0732
234515.....	0765	470542.....	0935, 0960	548114.....	0994	552402.....	0898
234521.....	0765	470543.....	0959	548121.....	0994	552403.....	0898
234524.....	0765	470544.....	0960	548124.....	0994	552405.....	0898
234525.....	0765	470545.....	0959	548128.....	0994	552412.....	0898
234531.....	0792	470546.....	0960	548135.....	0994	552413.....	0898
234534.....	0792	470547.....	0960	548139.....	0994	552415.....	0898
234535.....	0792	470548.....	0960	548154.....	0994	552422.....	0898
		470549.....	0960	548240.....	0993	552423.....	0898
240000		470550.....	0956	548241.....	0993	552425.....	0898
240000.....	0854	470640.....	0969			552432.....	0897
240001.....	0854	470650.....	0924	550000		552433.....	0897
240002.....	0857	470651.....	0924	550073.....	0989	552435.....	0897
240003.....	0857	470660.....	0925	550074.....	0989	552442.....	0897
240004.....	0858	470661.....	0925	550082.....	0989	552443.....	0897
240005.....	0859	470670.....	0928	550092.....	0989	552445.....	0897
240006.....	0859	470671.....	0928	550412.....	0898, 0905, 0906	552451.....	0904
240007.....	0854	470672.....	0928	550413.....	0897, 0899, 0901, 0902	552453.....	0904
240008.....	0857	470674.....	0929, 0936	550415.....	0898, 0905, 0906	552460.....	0904
240009.....	0858	470675.....	0929, 0936	550416.....	0897, 0899, 0901, 0902	552461.....	0904
240010.....	0858	470677.....	0928	550418.....	0903	552462.....	0904
		470680.....	0896, 0934	550419.....	0903	552463.....	0904
410000		470681.....	0896, 0934	550560.....	0897, 0898, 0899, 0901, 0902, 0905, 0906	552472.....	0899
410861.....	0967	470682.....	0896, 0934	550570.....	0897, 0899, 0901, 0902	552473.....	0899
410865.....	0967	470683.....	0896, 0934	550571.....	0898	552475.....	0899
		470800.....	0940	550672.....	0561	552482.....	0899
420000		470801.....	0940			552483.....	0899
420001.....	0950	470803.....	0945	551000		552485.....	0899
420010.....	0950	470804.....	0945	551242.....	0975	552502.....	0905
420011.....	0950	470805.....	0942	551243.....	0975	552503.....	0905
420012.....	0950	470806.....	0944	551244.....	0975	552505.....	0905
420020.....	0951	470807.....	0944	551252.....	0976	552512.....	0905
420021.....	0951	470808.....	0942	551253.....	0976	552513.....	0905
420040.....	0950	470809.....	0941	551254.....	0976	552515.....	0905
420041.....	0950	470810.....	0944	551263.....	0975	552522.....	0905
420050.....	0948, 0987	470811.....	0943	551273.....	0978	552523.....	0905
420051.....	0948, 0987	470812.....	0940	551283.....	0978	552525.....	0905
420052.....	0948, 0987	470813.....	0941	551292.....	0977	552532.....	0906
420060.....	0948, 0978	470814.....	0941			552533.....	0906

552535.....	0906	553041.....	0991	570622.....	0981	1000126.....	0094
552542.....	0906	553060.....	0990	570632.....	0981	1000127.....	0360
552543.....	0906	553072.....	0991	570642.....	0981	1000128.....	0360
552545.....	0906	553074.....	0991	570652.....	0981	1000129.....	0360
552572.....	0907	553082.....	0991	570662.....	0984	1000130.....	0360
552573.....	0907	553084.....	0991	570672.....	0984	1000131.....	0361
552574.....	0907			570682.....	0984	1000132.....	0361
552582.....	0907	560000		570692.....	0984	1000133.....	0361
552583.....	0907	560084.....	0978	570702.....	0984	1000134.....	0361
552584.....	0907	560122.....	0976	570712.....	0984	1000135.....	0362
552592.....	0907	560123.....	0976	570722.....	0984	1000136.....	0362
552593.....	0907	560124.....	0976	570732.....	0984	1000137.....	0362
552594.....	0907	560142.....	0976			1000138.....	0362
552602.....	0900	560143.....	0976	590000		1000139.....	0094
552603.....	0900	560144.....	0976	590144.....	0993	1000140.....	0094
552604.....	0900	560160.....	0987	590145.....	0993	1000141.....	0094
552612.....	0900	560161.....	0987			1000142.....	0094
552613.....	0900	560172.....	0975	591000		1000156.....	0945
552614.....	0900	560173.....	0975	591293.....	0995		
552629.....	0914	560182.....	0978	591294.....	0995	1000300	
552639.....	0914	560192.....	0975	591295.....	0995	1000326.....	0211
552649.....	0914	560222.....	0985	591296.....	0995	1000327.....	0261
552650.....	0914	560231.....	0979			1000328.....	0261
552651.....	0914	560232.....	0979	631000		1000329.....	0261
552652.....	0914	560233.....	0979	631300.....	0917	1000330.....	0261
552653.....	0914	560234.....	0979	631301.....	0917	1000331.....	0763
552672.....	0909	560240.....	0987	631302.....	0917	1000333.....	0266, 0776
552673.....	0909	560250.....	0987	631303.....	0917	1000334.....	0266, 0776
552674.....	0909	560261.....	0979	631304.....	0917	1000335.....	0741
552682.....	0909	560262.....	0979	631305.....	0917	1000336.....	0750
552683.....	0909	560263.....	0979	631311.....	0917	1000337.....	0789
552684.....	0909	560264.....	0979	631313.....	0917	1000338.....	0789
552692.....	0909	560292.....	0974	631315.....	0917	1000339.....	0788
552693.....	0909	560302.....	0974	631317.....	0917	1000340.....	0251, 0760
552694.....	0909	560332.....	0974	631321.....	0917	1000341.....	0251, 0760
552702.....	0908	560352.....	0974	631323.....	0917	1000342.....	0663
552703.....	0908	560362.....	0985	631325.....	0917	1000344.....	0663
552704.....	0908	560372.....	0985	631327.....	0917	1000345.....	0663
552712.....	0908	560402.....	0988	631337.....	0386	1000346.....	0663
552713.....	0908	560412.....	0988	631339.....	0386	1000384.....	0837
552714.....	0908	560422.....	0988	631347.....	0386	1000386.....	0572
552722.....	0908	560432.....	0988	631349.....	0386	1000387.....	0572
552723.....	0908	560442.....	0988	631501.....	0918	1000388.....	0572
552724.....	0908	560463.....	0989	631502.....	0918	1000389.....	0572
552727.....	0908	560473.....	0989	631505.....	0918	1000390.....	0572
552732.....	0910	560522.....	0977	631510.....	0918	1000391.....	0572
552733.....	0910	560532.....	0977	631512.....	0918	1000392.....	0159
552734.....	0910	560542.....	0977	631520.....	0918	1000393.....	0159
552742.....	0910	560552.....	0977	631521.....	0918	1000399.....	0649
552743.....	0910	560593.....	0975	631522.....	0918, 0919		
552744.....	0910	560603.....	0978	631523.....	0918, 0919	1000400	
552752.....	0910	560613.....	0978	631535.....	0919	1000406.....	0407
552753.....	0910	560622.....	0981	631540.....	0919	1000407.....	0407
552754.....	0910	560624.....	0981	631550.....	0919	1000408.....	0469
552762.....	0910	560632.....	0981	631551.....	0919	1000409.....	0469
552763.....	0910	560634.....	0981			1000410.....	0181
552764.....	0910	560642.....	0981	955000		1000411.....	0181
552772.....	0911	560644.....	0981	955000.....	0967	1000412.....	0181
552773.....	0911	560652.....	0982	955135.....	0967	1000413.....	0181
552774.....	0911	560654.....	0982			1000414.....	0255
552782.....	0911	560662.....	0982	962000		1000415.....	0255
552783.....	0911	560664.....	0982	961034.....	0965	1000424.....	0356
552784.....	0911	560672.....	0982	961037.....	0965	1000425.....	0356
552792.....	0912	560674.....	0982	961062.....	0959	1000426.....	0356
552793.....	0912	560702.....	0984	961250.....	0965	1000427.....	0356
552794.....	0912	560704.....	0984	961270.....	0964	1000446.....	0768
552802.....	0913	560712.....	0984	961271.....	0964	1000447.....	0787
552803.....	0913	560714.....	0984	961273.....	0964	1000448.....	0768
552804.....	0913	560722.....	0984	961274.....	0964	1000450.....	0105
552812.....	0913	560724.....	0984	961275.....	0964	1000451.....	0105
552813.....	0913	560732.....	0984	961276.....	0964	1000452.....	0179
552814.....	0913	560734.....	0984	961370.....	0964	1000453.....	0179
552822.....	0913	560741.....	0986	961371.....	0964	1000457.....	0872
552823.....	0913	560752.....	0986	961373.....	0964	1000458.....	0872
552824.....	0913	560762.....	0986	961374.....	0964	1000459.....	0872
552832.....	0913			961375.....	0964	1000460.....	0870
552833.....	0913			961376.....	0964	1000461.....	0870
552834.....	0913	570000				1000462.....	0870
552852.....	0913	570032.....	0985			1000463.....	0871
552853.....	0913	570041.....	0980	1000100		1000464.....	0871
552854.....	0913	570042.....	0980	1000110.....	0360	1000465.....	0871
552854.....	0913	570043.....	0980	1000112.....	0360	1000466.....	0870, 0871, 0872
552861.....	0896, 0935	570044.....	0980	1000113.....	0360	1000467.....	0870, 0871, 0872
552863.....	0896, 0935	570076.....	0990	1000114.....	0360	1000468.....	0870, 0871, 0872
552881.....	0896, 0935	570084.....	0990	1000115.....	0361	1000469.....	0870, 0871, 0872
552883.....	0896, 0935	570086.....	0990	1000116.....	0361	1000470.....	0870, 0871
		570092.....	0987	1000117.....	0361	1000471.....	0870, 0871
553000		570502.....	0983	1000118.....	0361	1000472.....	0872
553010.....	0990	570512.....	0983	1000119.....	0362	1000473.....	0872
553011.....	0990	570522.....	0983	1000120.....	0362	1000474.....	0872
553020.....	0991	570532.....	0983	1000121.....	0362	1000475.....	0870
553021.....	0991	570542.....	0983	1000122.....	0362	1000476.....	0870
553030.....	0991	570552.....	0983	1000123.....	0094	1000477.....	0870
553031.....	0991	570602.....	0981	1000124.....	0094	1000478.....	0871
553040.....	0991	570612.....	0981	1000125.....	0094		

1000479.....	0871	1000553.....	0874, 0875,	1000683.....	0653	1000827.....	0187
1000480.....	0871	0876, 0877	1000684.....	0982	1000828.....	0187
1000481.....	0870	1000554.....	0874, 0875,			1000829.....	0187
1000482.....	0870	0876, 0877	1000700		1000833.....	0819
1000483.....	0870	1000555.....	0874, 0875,	1000702.....	0369	1000850.....	0607
1000484.....	0871	0876, 0877	1000703.....	0369	1000851.....	0612
1000485.....	0871	1000556.....	0873	1000704.....	0369	1000852.....	0612
1000486.....	0871	1000557.....	0873	1000705.....	0340	1000853.....	0612
1000487.....	0870, 0871	1000558.....	0873	1000706.....	0340	1000855.....	0165, 0319
1000488.....	0870, 0871	1000559.....	0874, 0875	1000707.....	0466	1000856.....	0165, 0319
1000489.....	0870, 0871	1000560.....	0874, 0875	1000708.....	0466	1000857.....	0165, 0319
1000490.....	0873	1000561.....	0874, 0875	1000709.....	0463	1000859.....	0607
1000491.....	0873	1000562.....	0874, 0875	1000710.....	0463	1000860.....	0612
1000492.....	0873	1000563.....	0874, 0875	1000711.....	0406	1000861.....	0612
1000493.....	0873	1000564.....	0874, 0875	1000712.....	0406	1000862.....	0612
1000494.....	0873	1000565.....	0876, 0877	1000713.....	0414	1000864.....	0165, 0319
1000495.....	0873	1000566.....	0876, 0877	1000714.....	0557	1000865.....	0165, 0319
1000496.....	0873	1000567.....	0876, 0877	1000715.....	0557	1000866.....	0165, 0319
1000497.....	0873	1000568.....	0876, 0877	1000716.....	0557	1000868.....	0969
1000498.....	0873	1000569.....	0876, 0877	1000717.....	0557	1000869.....	0969
1000499.....	0874	1000570.....	0876, 0877	1000718.....	0557	1000870.....	0969
		1000571.....	0873, 0874,	1000719.....	0557	1000871.....	0969
1000500		0875, 0876, 0877	1000720.....	0557	1000872.....	0969
1000500.....	0874	1000572.....	0949, 0990	1000721.....	0557	1000874.....	0969
1000501.....	0874	1000573.....	0949, 0990	1000722.....	0095	1000875.....	0969
1000502.....	0874	1000578.....	0060	1000723.....	0095	1000876.....	0969
1000503.....	0874	1000579.....	0060	1000724.....	0095	1000877.....	0969
1000504.....	0874	1000580.....	0060	1000725.....	0321	1000878.....	0969
1000505.....	0874	1000581.....	0065	1000726.....	0321	1000880.....	0783
1000506.....	0874	1000582.....	0065	1000727.....	0321	1000881.....	0783
1000507.....	0874	1000583.....	0065	1000728.....	0187	1000882.....	0783
1000508.....	0876	1000584.....	0065	1000729.....	0257	1000883.....	0783
1000509.....	0876	1000585.....	0065	1000730.....	0257	1000884.....	0783
1000510.....	0876	1000586.....	0065	1000731.....	0257	1000885.....	0783
1000511.....	0876	1000587.....	0755	1000732.....	0257	1000898.....	0356
1000512.....	0876	1000588.....	0755	1000733.....	0216	1000899.....	0356
1000513.....	0876			1000734.....	0216		
1000514.....	0876	1000600		1000735.....	0698	1000900	
1000515.....	0876	1000610.....	0651	1000749.....	0950	1000900.....	0356
1000516.....	0876	1000613.....	0061	1000750.....	0950	1000901.....	0356
1000517.....	0877	1000614.....	0061	1000752.....	0948, 0982	1000902.....	0356
1000518.....	0877	1000615.....	0061	1000753.....	0949, 0983	1000903.....	0356
1000519.....	0877	1000616.....	0062	1000754.....	0949, 0983	1000904.....	0356
1000520.....	0877	1000617.....	0062	1000755.....	0948, 0982	1000905.....	0356
1000521.....	0877	1000618.....	0062	1000756.....	0949, 0983	1000906.....	0589
1000522.....	0877	1000619.....	0062	1000757.....	0948, 0982	1000907.....	0589
1000523.....	0877	1000620.....	0062	1000758.....	0949, 0983	1000908.....	0589
1000524.....	0877	1000621.....	0062	1000759.....	0948, 0982	1000909.....	0967
1000525.....	0877	1000622.....	0062	1000760.....	0693	1000910.....	0229
1000526.....	0875	1000623.....	0062	1000763.....	0045	1000911.....	0229
1000527.....	0875	1000624.....	0062	1000764.....	0057	1000912.....	0229
1000528.....	0875	1000625.....	0062	1000765.....	0402	1000913.....	0229
1000529.....	0875	1000626.....	0062	1000766.....	0402	1000914.....	0559
1000530.....	0875	1000627.....	0062	1000767.....	0402	1000915.....	0559
1000531.....	0875	1000628.....	0062	1000768.....	0402	1000916.....	0559
1000532.....	0875	1000629.....	0062	1000769.....	0470	1000917.....	0559
1000533.....	0875	1000630.....	0062	1000770.....	0470	1000923.....	0095
1000534.....	0875	1000631.....	0308	1000771.....	0051	1000924.....	0095
1000535.....	0874, 0875,	1000632.....	0338	1000772.....	0051	1000925.....	0095
.....	0876, 0877	1000633.....	0338	1000773.....	0051	1000939.....	0984
1000536.....	0874, 0875,	1000634.....	0243	1000777.....	0223	1000940.....	0984
.....	0876, 0877	1000635.....	0243	1000778.....	0223	1000941.....	0984
1000537.....	0874, 0876	1000636.....	0243	1000780.....	0223	1000942.....	0984
1000538.....	0873, 0874,	1000637.....	0243	1000781.....	0223		
.....	0875, 0876, 0877	1000638.....	0249	1000782.....	0135	1001000	
1000539.....	0873, 0874,	1000639.....	0249	1000787.....	0613	1001008.....	0950
.....	0875, 0876, 0877	1000640.....	0249	1000788.....	0613	1001009.....	0216
1000540.....	0873, 0874,	1000641.....	0133	1000789.....	0613	1001010.....	0216
.....	0875, 0876, 0877	1000642.....	0133	1000790.....	0613	1001011.....	0544, 0861
1000541.....	0873, 0874,	1000643.....	0133	1000791.....	0613	1001012.....	0544, 0861
.....	0875, 0876, 0877	1000644.....	0133	1000792.....	0613	1001013.....	0544, 0861
1000542.....	0873, 0874,	1000649.....	0227	1000793.....	0613	1001014.....	0544, 0861
.....	0875, 0876, 0877	1000650.....	0227	1000794.....	0613	1001015.....	0544, 0861
1000543.....	0873, 0874,	1000651.....	0227	1000795.....	0547	1001016.....	0544, 0861
.....	0875, 0876, 0877	1000652.....	0227	1000796.....	0547	1001017.....	0544, 0861
1000544.....	0873, 0874,	1000656.....	0471			1001018.....	0544, 0861
.....	0875, 0876, 0877	1000657.....	0471	1000800		1001019.....	0389
1000545.....	0873, 0874,	1000658.....	0471	1000803.....	0720	1001020.....	0389
.....	0875, 0876, 0877	1000662.....	0509	1000804.....	0720	1001028.....	0982
1000546.....	0873, 0874,	1000665.....	0652	1000805.....	0721	1001029.....	0982
.....	0875, 0876, 0877	1000666.....	0652	1000806.....	0721	1001030.....	0976
1000547.....	0873, 0874,	1000668.....	0271	1000807.....	0294	1001031.....	0987
.....	0875, 0876, 0877	1000669.....	0271	1000808.....	0294	1001032.....	0987
1000548.....	0873, 0874,	1000670.....	0271	1000813.....	0159	1001033.....	0987
.....	0875, 0876, 0877	1000671.....	0592	1000814.....	0159	1001035.....	0986
1000549.....	0873, 0874,	1000672.....	0592	1000816.....	0224	1001038.....	0986
.....	0875, 0876, 0877	1000673.....	0592	1000820.....	0779		
1000550.....	0874, 0875,	1000674.....	0592	1000821.....	0646		
.....	0876, 0877	1000675.....	0260	1000823.....	0803		
1000551.....	0874, 0875,	1000676.....	0260	1000824.....	0063		
.....	0876, 0877	1000681.....	0733	1000825.....	0063		
1000552.....	0874, 0875,	1000682.....	0653	1000826.....	0937		

1-CIRCUIT

1-circuit surface-mounted track.....	0418
1-circuit surface-mounted track accessory ..	0419
1-circuit recess-mounted track	0417
1-circuit recess-mounted track accessory ...	0417
1-circuit high voltage set	0395
1-circuit luminaire adapter	0069

2-CIRCUIT

2-circuit luminaire adapter	0069
-----------------------------------	------

D-TRACK

D-TRACK surface-mounted track	0488
D-TRACK surface-mounted track accessory	0488

3-CIRCUIT

3-circuit luminaire adapter	0069
-----------------------------------	------

EUTRAC®

EUTRAC® surface-mounted track	0477
EUTRAC® surface-mounted track accessory	0478-0479
EUTRAC® recess-mounted track	0480
EUTRAC® recess-mounted track accessory.	0481

S-TRACK

S-TRACK surface-mounted track	0473
S-TRACK accessory.....	0474-0475

A**ACCESSORIES**

PWM converter	0956
1-10V dimmer.....	0956
Transformers 12V AC	0956, 0957
Transformers IP44 12V AC	0957
Ring core transformers 12V AC	0958
TENSEO	
Ring core transformers 105VA 12V AC	0958
EVG HID	0959
Connecting cable	0959
LED power supplies 12V DC	0959
LED power supplies 24V DC	0960
LED power supplies 24V DC	0960
LED driver 350mA.....	0961
LED driver 350mA/500mA.....	0962
LED driver	
incl. strain relief 350mA	0961
LED driver	
incl. strain relief 700mA	0962, 0963
Ceiling hook.....	0964
Cable clamp	0964
Cables	0964, 0965
Intermediate switch cord	0965
Shock-proof mains plug	0965
Wire cable suspension	0965
Stopper for wire cable.....	0965
Ceiling plates	0966
Multiway connector	0966
Cable extensions 1m / 2m.....	0966
Double-sided adhesive tape	0967
Halogen lamp holder G6.35.....	0967
Lamp holder GU10	0967
Infrared motion sensor	0967
Connection boxes	0968
Outdoor socket	0968
Garden sockets	0968, 0969
Lamp gripper	0969

ACCANTO SPOT E27.....	0209
ADEGAN E27.....	0643
ADEGAN MANILA E27	0643, 0647
ADI	0809
AGOLUX.....	0751
AINOS	0799
AIR INDI 22.....	0339
AIR INDI 22/33.....	0338
AIR INDI 33.....	0339
AIR INDI DISPLAY	0221
AITES	0566

AIXLIGHT®

AIXLIGHT®	0625
AIXLIGHT® 120 R2 Office	0176
AIXLIGHT® 150 R2 Office	0176
AIXLIGHT® Pro COB LED module.....	0633, 0635
AIXLIGHT® Pro	
recess-mounted frame large.....	0628

AIXLIGHT® Pro	
recess-mounted frame small	0628
AIXLIGHT® Pro LED DISK MODUL.....	0632
AIXLIGHT® Pro 50 QPAR51 module.....	0630
AIXLIGHT® Pro QPAR111 module.....	0631
AIXLIGHT® Pro QR111 module.....	0630
AIXLIGHT® QPAR111	0621, 0622
AIXLIGHT® QR111	0623, 0624
AIXLIGHT® R2 DUO LED QPAR111	0183
AIXLIGHT® R2 LONG LED QPAR111	0183
AIXLIGHT® R2 SQUARE LED QPAR111.....	0183

ALAMEA	0613
ALPA CONE 100 E27	0664
ALPA MUSHROOM 45/75 E27	0665
ALTRA DICE	0351
ALTRA DICE QPAR51	0253, 0256, 0292, 0305, 0351, 0401, 0445
ANELA.....	0159, 0216, 0294
ADJUST 135 QPAR51.....	0829
ADJUST 190 QR111	0830
ADJUST 265 HIT-CE	0831
ANILA QPAR51	0425
ANINDA	0572
APONI	0733
APONI 90/120	0653
ARLINA 128 T16.....	0275
ARLINA 67 T16	0275
ARROCK ARC QPAR51	0685
ARROCK GRANITE 40/70 E27	0686
ARROCK SLOT QPAR51	0686
ARROCK STONE 50/75	0685
ASSO	0243
ASSO 300	0242, 0243
ASSO 70	0242
ASTINA QPAR51.....	0772
ASTINA STEEL.....	0773
ASTINA STEEL QPAR51.....	0772
ASTINA UP-DOWN QPAR51	0265
ASTO.....	0347
ASTO QPAR51.....	0347
ASTO TUBE	0345
ASTO TUBE QPAR51	0344, 0345
AUFBAUSTRAHLER 25	0304
AVO QPAR51	0396, 0438

B**BATTEN**

BATTEN LED, 220-240V -50/60Hz	0917
Components for BATTEN LED.....	0917

BARRO 150 QPAR51	0342
BARRO 80 QPAR51	0342
BARRO QPAR51	0309
BASKET E27	0205
BEDSIDE	0574
BELA 40	0115
BELA 60	0115
BENA	0386
BENDO.....	0780
BENDO 40/80/220.....	0659
BIBA C35	0151
BIG NAILS 50/80 E27	0672
BIG NAILS E27	0775
BIG NAILS PLUS 50/80 E27	0673
BIG NAILS PLUS E27.....	0775
BIG NAUTILUS.....	0717
BIG QUAD	0760
BIG SUN E27	0151, 0316
BIG THEO	0765, 0792
BIG THEO FLOOD DOWN/BEAM UP	0765
BIG THEO FLOOD UP/DOWN	0765
BIG THEO QPAR111	0767, 0793
BIG THEO UP/DOWN QPAR111	0767
BILAS	0359, 0410, 0457, 0588
BILDERLEUCHTE STRIP	0225
BILDERLEUCHTE T16	0225
BIMA QPAR51	0399, 0424, 0441
BISHADE E27	0083, 0101, 0141
BOOKAT	0677
BOOST.....	0549
BOX UP/DOWN QT-DE12	0740
BOX-L E27	0740
BRENDA.....	0079, 0153, 0201
BRENDA wireless charging.....	0079
BRICK	0813, 0817
BRICK DOWNUNDER	0817
BRICK DOWNUNDER E14	0812
BRICK MESH	0817
BRICK PRO	0815
BULAN E14	0801
BULAN GRID E27	0801

C

C-POL E27	0678, 0749
CAMARA E14	0278
CARISO.....	0247, 0248
CHROMBO.....	0241
CL 101 TCR-TSE	0304
COMET QR-C51	0497
COMMO TCR-TSE	0149
CONE E27	0660
CONTONE.....	0564, 0565
CORONA E27	0301
COSMIC QR-C51	0495
COUPA FLEX	0207
CRYSTAL	0543
CUBIX QPAR51	0644
CV SPOT QPAR51	0700, 0717
CYGNIS 120	0141
CYGNIS 121	0141

D

DACU SPACE	0250
DANCER.....	0460

DASAR®

DASAR® 100 PREMIUM	0844, 0845
DASAR® 150 PREMIUM	0846, 0847
DASAR® 180 PREMIUM	0848, 0849
DASAR® 215 E27.....	0835
DASAR® 215 QPAR111	0835
DASAR® 218 QR111	0838
DASAR® 255	0839
DASAR® 370	0841
DASAR® 70 QPAR51	0833
DASAR® 80 QPAR51.....	0832
DASAR® 80 QR-CBC51	0832
DASAR® 920	0842, 0843
DASAR® EXACT 116 QPAR51	0834
DASAR® FLAT 80	0825
DASAR® PROJECTOR	0711
DASAR® T16	0840

DELFD

DELFD, 24V	0918
Components for DELFD, 24V	0918
DELFD RBB, 24V	0919
Components for DELFD RGB, 24V.....	0919

DEBASTO	0357, 0404, 0452
DECKENLEUCHTE	0802
DEKLED	0560
DELO	0739
DELWA	0251, 0760
DENA E14	0265
DETT E27	0641
DEVIN.....	0279
DEVIN E14.....	0279
DIO FLEX PLATE.....	0215
DIO FLEX PLATE QPAR51	0215
DIO FLEX PLUG	0213
DIO FLEX PLUG QPAR51	0213
DISOS	0720, 0721
DISPLAY	0220
DISPLAY ADL QPAR51	0218
DISPLAYLEUCHTE Holder	0508
DISPLAYLEUCHTE Spot down.....	0509
DISPLAYLEUCHTE Stick down.....	0509
DISPLAYLEUCHTE Stick straight.....	0509
DL 126	0563
DOLIX OUT QPAR51	0553, 0821
DOLIX OUT QR-C51	0552, 0820
DORISA	0223, 0224
DOWNLIGHT	0600, 0601
DOWNUNDER MINI	0576
DOWNUNDER OUT L	0811
DOWNUNDER OUT M	0811
DOWNUNDER OUT S	0811
DOWNUNDER PUR 120	0577
DOWNUNDER PUR 150	0577
DOWNUNDER PUR 80	0576
DRAGAN E27.....	0800
DURANZ T16.....	0180

E**EASYTEC® II**

EASYTEC® II Track	0433
EASYTEC® II accessory.....	0433

ENOLA

ENOLA_B QPAR51	0143, 0262, 0257,
.....	0293, 0352, 0353, 0411
ENOLA_C	0308, 0406, 0453,
.....	0778, 0785, 0796
ENOLA_C OUT POLE	0676
ENOLA_C UP/DOWN	0771
EURO CUBE	0456
ENOLA E27	0143
EURO SPOT	0444
EURO SPOT QPAR111	0443
EURO SPOT QPAR51	0400, 0442
EYEDOWN	0551

F

F-LIGHT	0545, 0860
F-POL E27	0679, 0749

FENDA

FENDA	0057, 0058, 0059
FENDA BOW Basis E27	0045
FENDA ceiling plate E27	0049
FENDA mesh shade	0053, 0055
FENDA glass lamp base E27	0042
FENDA glass shade	0050, 0051
FENDA lamp base	0044
FENDA lamp base E27	0043, 0046
FENDA Ø 15 cm, conical	0058
FENDA Ø 15 cm, round	0059
FENDA Ø 30 cm, conical	0058
FENDA Ø 30 cm, round	0059
FENDA Ø 40 cm round	0052
FENDA Ø 45 cm, conical	0058
FENDA Ø 45 cm, round	0059
FENDA Ø 70 cm, round	0060
FENDA pendant suspension E27	0048
FENDA mesh shade	0056
FENDA floor stand, E27	0047

FILI CLAMP QPAR51	0217
FILI CEILING PLATE QPAR51	0217

FITU

FITU size 1 ceiling plate	0068
FITU size 3 ceiling plate	0068
FITU size 5 ceiling plate	0068
FITU E27	0064, 0065, 0067

FLAC BEAM®	0730
FLAT FRAME BASIC QT9	0578
FLAT FRAME CURVE QT9	0580

FLEX LED ROLL

FLEX ROLL, IP55, 24V	0915
FLEX ROLL RGB, IP55, 24V	0916
FLEXLED ROLL SELECT, 24V	0897
Components for	
FLEXED ROLL SELECT, 24V	0897
FLEXLED ROLL SELECT, 24V	0898
Components for	
FLEXLED ROLL SELECT, 24V	0898
FLEXLED ROLL, 24V	0898
FLEXLED ROLL, 24V	0901, 0905, 0906
Components for	
FLEXLED ROLL, 24V	0901, 0905, 0906
FLEXLED ROLL PRO, 24V	0902
Components for	
FLEXLED ROLL PRO, 24V	0902
FLEXLED ROLL RGB, 24V	0903
Components for	
FLEXLED ROLL RGB, 24V	0903
FLEXLED ROLL	
MULTICOLOUR RGBW, 24V	0904
Components for	
FLEXLED ROLL	
MULTICOLOUR RGBW, 24V	0904
FLEXLED ROLL HIGHPOWER, 24V	0907
FLEXSTRIP LED RGB, 24V	0914
FLEXSTRIP LED HIGH LUMEN, 24V	0899
Components for	
FLEXSTRIP LED HIGH LUMEN, 24V	0899
FLEXSTRIP LED, 24V	0900
Components for	
LEXSTRIP LED RGB, 24V	0914

FLOOD LIGHT

FLOOD LIGHT	0727
FLOODI	0729
FORCHINI E27	0129
FORCHINI M E27	0128, 0412, 0464
FRAME BASIC	0579
FRAME BASIC SET	0567
FRAME CURVE	0581
FRAME OUTDOOR	0818

G

GALEN 100	0732
GALEN 80	0732
GILALED	0575
GIMBLE OUT	0837

GLENOS

GLENOS 1 m	0160
GLENOS 2 m	0160
GLENOS corner profile 2720	0891
GLENOS linear surface-mounted	
profile 2713	0886
Components for	
GLENOS linear surface-mounted	
profile 2713	0886
GLENOS linear recess-mounted	
profile 3314	0887
Components for	
GLENOS linear recess-mounted	
profile 3314	0887
GLENOS linear profile 1107	0888
Components for	
GLENOS linear profile 1107	0888
GLENOS linear profile 1809	0889
Components for	
GLENOS linear profile 1809	0889
GLENOS linear recess-mounted	
profile 2508	0890
GLENOS industrial profile, flat	0879
Components for	
GLENOS industrial profile, flat	0879
GLENOS industrial profile, curved	0880
Components for	
GLENOS industrial profile, curved	0880
GLENOS professional profile 3030	0881
Components for	
GLENOS professional profile 3030	0881
GLENOS professional profile 4970	0882
Components for	
GLENOS professional profile 4970	0882
GLENOS professional recess-mounted	
profile 8832	0883
Components for	
GLENOS professional recess-mounted	
profile 8832	0883
GLENOS professional profile 2020	0884
Components for	
GLENOS professional profile 2020	0884
GLENOS professional profile 2609	0885
Components for	
GLENOS professional profile 2609	0885
GLENOS mirror light	0273
GLENOS stair tread profile up	0866
GLENOS stair tread profile down	0866
Components for	
GLENOS stair tread profile down	0866
GLENOS LED wall profile	0867
Components for	
GLENOS LED wall profile	0867
GLENOS LED wall profile up/down	0868
Components for	
GLENOS LED wall profile up/down	0868
GLENOS professional wall bracket profile	0878
Components for	
GLENOS professional wall bracket profile	0878

GRAZIA

GRAZIA 10 flat	0870
Components for GRAZIA 10, flat	0870
GRAZIA 10 standard	0871
Components for GRAZIA 10, standard	0871
GRAZIA 10 recessed	0872
Components for GRAZIA 10, recessed	0872
GRAZIA 20 recessed	0873
Components for GRAZIA 20, recessed	0873
GRAZIA 20 flat, grooved	0874
Components for GRAZIA 20 flat, grooved	0874
GRAZIA 20 flat, smooth	0875
Components for GRAZIA 20 flat, smooth	0875
GRAZIA 20 standard, grooved	0876
Components for	
GRAZIA 20 standard, grooved	0876
GRAZIA 20 standard, smooth	0877
Components for	
GRAZIA 20 standard, smooth	0877
GRAFIT 30/60 E27	0662
GRAFIT E27	0747
GX53 TOR-TSE	0428

H

H-LIGHT	0583
H-POL 30/60	0656
Hang UP 120	0177
HELIA	0343, 0651, 0688,
.....	0698, 0699, 0713, 0778, 0786
HELIA 30	0118, 0119
HELIA 40	0118, 0119
HELIA 50	0405, 0429, 0467
HELIA UP/DOWN	0771
HIBIT QPAR51	0218
HORN QPAR51	0519
HORN-A QPAR51	0517
HORN-O QPAR51	0516
HORN-T QPAR111	0517
HORN-T QPAR51	0516

I

I-LINE TOUCH	0103
I-PENDANT PRO	0171
I-PENDANT PRO Premium	0171
I-RING	0096, 0125, 0199
I-VIDUAL 600x600	0605
I-VIDUAL 620x620	0605
I-VIDUAL LED PANEL	0603
ILU	0590
INDA QPAR51	0341
INDI REC QPAR51	0568
INDIGLA	0375
INDIGLA WING SMD	0303
IPERI	0751
IPERI 50	0661
IVED GOOSE ceiling plate	0215

K

KADUX QPAR111	0616, 0617
KADUX QPAR51	0614, 0615
KADUX SET	0618, 0619, 0620
KAHOLO E27	0589
KALU	0094, 0360, 0361, 0362, 0402
KALU QPAR111	0095, 0365, 0369, 0403, 0587
KALU QR111	0367, 0403
KALU TRACK	0403, 0449, 0470,
KALU TRACK QPAR111	0448
KALU TRACK QR111	0449
KAMUELA	0544, 0861
KAMUELA ECO	0544, 0861
KANO	0425
KARDAMOD QPAR111	0288, 0290
KARDAMOD QRB111	0289, 0291
KARPO	0212, 0260, 0370, 0591, 0592
KELVIN CONTROL-STRIP, 24V	0896
Components for	
KELVIN CONTROL-STRIP, 24V	0896
KENAI PROFILE	0869
KENGA E27	0642
KERAS ELT E27	0746
KINI	0819
KUNO T16	0175

L**LAMPS**

G9	0974
QT-DE12	0974
G53	0974
LED G9	0974
LED R7s 118 mm	0974
LED R7s 78 mm	0974
LED GU5.3	0975
LED GU5.3	0975
LED GX5.3	0975
LED GU10 51mm	0976, 0977, 0978
LED ES111	0982
LED GU10	0978
LED G53	0979, 0980, 0981, 0982
LED GU10 111mm	0982, 0983, 0984, 0985
LED E14	0985
LED E27	0986, 0987, 0988, 0989
E27 G95/G125	0986
LED GX53	0989
LED G13	0990
LED module 51mm	0990
LED module	0991
LED module 111mm	0991
TC-QSE E27	0992

TC-TSE E27 0992
 TC-HSE E27 0992
 TC-D G24q-2 0993
 TC-LEL 2G11 0993
 TCR-TSE GX53 0993
 T16-R 2GX13 0993
 T16 G5 0994, 0965

L-LINE 120 0274
 L-LINE 60 0274
 LASSON 10 E27 0137
 LASSON 45 E27 0137
 LASSON 80 E27 0137
 LASSON E27 0204
 LED PANEL 0173, 0333
 LED-STRIP 0732
 LIGHT EYE 150 QPAR111 0132, 0414, 0427,
 0431, 0463, 0466
 LIGHT EYE 150 QPAR51 0355, 0415
 LIGHT EYE 90 QPAR111 0254
 LIGHT EYE 90 QPAR51 0132, 0354, 0398, 0427
 LIGHT PIPE pendants 0117
 LIGHT PIPE floor stands 0097, 0655
 LIGHTPOINT 0542
 LIPSY 30 0371
 LIPSY 36/50 M
 COLOR CONTROL Master 0373, 0927
 LIPSY 36/50 M
 KELVIN CONTROL Master 0372, 0932, 0933
 LIPSY 36/50 S
 COLOR CONTROL Slave 0373, 0927
 LIPSY 36/50 S
 KELVIN CONTROL Slave 0372, 0933
 LIPSY 40 0371
 LIPSY 50 0371
 LISENNE 40/70 E27 0652
 LISENNE E27 0080, 0145, 0197, 0650, 0795
 LOGS 0742
 LOGS 40/70 0669
 LOGS IN 0249
 LONG GRILL 0159, 0389
 LOUISSE QT-DE12 0303
 LYNAH 0181, 0255, 0407, 0469

M

M-TRACK adjustable light 0502
 M-TRACK flat light 0502
 MALANG E27 0317
 MANA 0061, 0062, 0063
 MARONA 0301, 0376
 MECANICA 0085, 0102

MEDO

MEDO 0326
 MEDO 30 0162, 0165, 0319,
 0322, 0607, 0612
 MEDO 30 recess-mounted frame, LED 0610
 MEDO 30 frameless, LED 0608
 MEDO 40 0163, 0165, 0319,
 0323, 0607, 0612
 MEDO 40 recess-mounted frame, LED 0611
 MEDO 40 frameless, LED 0609
 MEDO 60 0163, 0321, 0323
 MEDO 60 recess-mounted frame, LED 0611
 MEDO 60 frameless, LED 0609
 MEDO 60 SQUARE T16 0161, 0325
 MEDO 90 0163, 0323
 MEDO 90 recess-mounted frame, LED 0611
 MEDO 90 frameless, LED 0609
 MEDO PRO 40 T16-R 0167, 0320
 MEDO PRO 60 TC-LEL/T16 0167, 0327
 MEDO PRO 90 T16 0167, 0327
 MEDO RING 60 0169
 MEDO RING 90 0169

MELAN E27 0374
 MERIDIAN BOX E27 0744, 0745
 MERIDIAN E27 0744
 MERVALED S 0712
 MERVALED 0712
 MIBO STRAIGHT QT14 0281
 MIBO UP-DOWN QT14 0281
 MILOX 0724
 MINI ALU TRACK 0505
 MOLAT E27 0646, 0779, 0803
 MOLDI 32 0298
 MOLDI 46 0298
 MOLDI 46 Sensor 0299
 INSTALLATION FRAME FOR DL 126 0562
 MYRA DISPLAY QPAR51 0785
 MYRA QPAR51 0691, 0702, 0719

MYRA UP/DOWN QPAR51 0770
 MYRALED 0718

N

N-TIC PRO QPAR51 0829
 N-TIC SPOT QPAR51 0340
 NAPIA 0210
 NAPIA TWIN 0210
 NAUTILUS 0704, 0705, 0717
 NAUTILUS E27 0710
 NAUTILUS QPAR51 0703, 0704, 0709
 NAUTILUS QR-C51 0708
 NEPRO DISPLAY QT-DE12 0219

NEW TRIA

NEW TRIA 68 clip springs 0533
 NEW TRIA 68 QPAR51, clip springs 0532
 NEW TRIA DISK clip springs 0537
 NEW TRIA MINI clip springs 0531
 NEW TRIA MINI SET clip springs 0536
 NEW TRIA QPAR111, leaf springs 0525
 NEW TRIA QPAR111, clip springs 0527, 0529
 NEW TRIA QPAR51, leaf springs 0520
 NEW TRIA QPAR51, clip springs 0521, 0526, 0529
 NEW TRIA QR-C51, leaf springs 0522
 NEW TRIA QR-C51, clip springs 0523, 0526
 NEW TRIA QR111, leaf springs 0524
 NEW TRIA QR111, clip springs 0527
 NEW TRIA SET 0539, 0540, 0541
 NEW TRIA SET clip springs 0534, 0535, 0538
 NEW TRIA XL QPAR51, clip springs 0530
 NOVA 0753

O

OCCULDAS 13 0296, 0297, 0584
 OCCULDAS 13 MOVE 0297
 OCCULDAS 14 0585
 OCCULDAS 14 MOVE 0585
 OCCULDAS 23 0296, 0585
 OMNICUBE E27 0642
 OPEN GRILL 0388
 OPEN-GRILL Double twist 0174
 OPEN-GRILL Single Twist 0156
 ORDI 0781
 ORION CONE E27 0152
 ORION E14 0149
 OSSA 180 QT-DE12 0244
 OSSA 300 QT-DE12 0244
 OTOS GLAS E27 0674
 OUT 65 0822
 OUT 65 QR-C51 0822
 OUT-BEAM UP 0757
 OUT-BEAM UP/DOWN 0757
 OUT-BEAM UP/DOWN QT-DE12 0755
 OUT-BEAM UP/FLOOD DOWN 0757
 OUTDOOR BEAM 0728, 0729

P

P-LIGHT 0854, 0857, 0858, 0859
 PANEL 60 0602
 PARA 380 E27 0186
 PARA BOWL 0187
 PARA CONE 14 QPAR51 0411, 0462
 PARA CONE 20 E27 0131
 PARA CONE 30 E27 0131
 PARA CONE 40 E27 0131
 PARA DOME E27 0191
 PARA FLAC 0187
 PARA MULTI DLMI 0191
 PATTA-F 0554, 0823
 PATTA-I 0555, 0823
 PEMA® up/down 0253, 0739
 PEMA® E27 0739
 PENTULI 25 0189
 PENTULI 40 0189
 PHELIA E27 0125
 PHELIA QPAR51 0081, 0098, 0211, 0461
 PHO 0675
 PHOTONIA 0657
 PHOTONIA E27 0645, 0649, 0773, 0794
 PIKA QPAR51 0557
 Pictograph film 0854, 0857, 0858
 PIPOFLEX 0209

PLASTRA

PLASTRA 0232, 0233, 0258, 0301
 PLASTRA 101 E14 0235
 PLASTRA 102 Curve, QT-DE12 0235
 PLASTRA 103 T16 0236
 PLASTRA 104 E27 0302

PLASTRA 104 QT14 0259
 PLASTRA 105 E27 0302
 PLASTRA BOX 0315
 PLASTRA BOX QPAR51 0315
 PLASTRA CONE TCR-TSE 0135, 0238
 PLASTRA Cube QT14 0238
 PLASTRA QPAR111 0234, 0312
 PLASTRA QPAR51 0144, 0237,
 0259, 0313, 0548, 0549
 PLASTRA Slot E14 0237
 PLASTRA TCR-TSE 0135

PLATES QT14 0205
 PLENUM® SWING E27 0648
 POLE PARC 0787
 POLE PARC 150 TC-L 0693
 POLE PARC 200 TC-L 0693
 POLE PARC 90 0693
 POLE PARC UP/DOWN 0768
 POWER TRAIL-LITE 0824
 POWER-LED SPOT 0505

PROFILE STRIP

PROFILE STRIP GRAND, 24V 0913
 PROFILE STRIP SELECT, 24V 0909
 PROFILE STRIP STAND, 24V... 0910, 0911, 0912
 PROFILE STRIP X-SLIM, 24V 0908

PROFUNO 0385, 0408, 0455
 PURI 1 0349
 PURI 2 0349
 PURI 3 0349
 PURI QPAR51 0349, 0397, 0439
 PURIA QPAR51 0397

Q

Q-LINE 0271
 Q-LINE T16 0272
 Q-LINE DALI SINGLE 0157
 Q-LINE SINGLE 0157
 QRB QR111 0496
 QUAD 0758
 QUAD 40 0246
 QUAD 50 0246
 QUAD 70 0245
 QUAD 90 0245
 QUAD UP/DOWN 0759
 QUADRASYL 75 TCR-TSE 0668
 QUADRASYL TCR-TSE 0743

R

RASTO 0328, 0329, 0330, 0606
 RETO 0147, 0263, 0317
 REVILO 0356, 0486
 RIOTTE E14 0207
 ROCCI 0827

ROTOBALL

ROTOBALL 25 E27 0155
 ROTOBALL 25/40/50 E27 0640, 0648
 ROTOBALL 40 E27 0155
 ROTOBALL 50 E27 0155

ROX

ROX ACRYL E27 0789
 ROX E27 0788
 ROX PRO UP/DOWN HIT-TC 0769
 ROX QPAR111 0266, 0307, 0776
 ROX UP/DOWN QPAR111 0266, 0776

RUSTY

RUSTY 40/70 0680, 0681
 RUSTY 40/70 E27 0680, 0681
 RUSTY CONE 40/70 E27 0682
 RUSTY CONE E14 0682
 RUSTY PATHLIGHT TCR-TSE 0683
 RUSTY SLOT 50/80 0684
 RUSTY SLOT 50/80 E27 0684

S

SLV BLUETOOTH® Control

Bluetooth® Dimmer module 0937

SLV CONTROL BY TRUST

1-10V DIMMER MODULE 0945
 DIMMER MODULE BOX INSTALLATION 0943
 EBLIND CONTROLLER RECEIVER 0944
 REMOTE CONTROL 0940
 BUILT-IN RADIO SWITCH 0944

RADIO RECEIVER MODULE 3 CHANNEL.....	0945
RADIO MULTI-DIMMER INSTALLATION	0944
RADIO SOCKET SWITCH	
INDOOR	0942
OUTDOOR.....	0942
BRIGHTNESS SENSOR	0941
INDOOR MOTION SENSOR	0941
INTERNET CONTROL STATION	0940
IP65 CONNECTION HOUSING 3 CHANNEL	0945
MAGNETIC SCHALTER.....	0941
INDOOR MOTION SENSOR	0941
SOCKET SWITCH UK	0942
SOCKET SWITCH IT	0942
SOCKET SWITCH BE/FR	
INDOOR.....	0942
OUTDOOR.....	0942
SWITCH MODULE BOX INSTALLATION.....	0943
SWITCH MODULE	0943
SIGNAL AMPLIFIER	0944
WALL SWITCH	0940

SLV COLOR CONTROL

Bluetooth® Adapter	0929
Remote control	0928
Master controller with remote control.....	0928
Slave controller	0928
Signal amplifier/repeater.....	0929
Wall control panel.....	0928

SLV EASY LIM®

SLV EASY LIM®	0924
EASY LIM® RF MINI RGB	0924
EASY LIM® RF MINI SINGLE COLOUR	0925

SLV KELVIN CONTROL

Bluetooth® Adapter	0936
Remote control	0934
LED STRIP TUNABLE WHITE.....	0935
Master controller with remote control.....	0934
Slave controller	0934
Signal amplifier/repeater.....	0936
Wall control panel, recess-mounted/ surface-mounted.....	0934

SLV VALETO®

GATEWAY	0950
LED MODULE for QR-C51	0949
Lamps	0948, 0949
MOTION SENSOR motion sensor.....	0950
SMOKE DETECTOR.....	0950
REMOTE CONTROL CCT/DIM	
Remote control	0951
REMOTE CONTROL RGBW	
Remote control	0951
VALETO® BOX ON-OFF control module.....	0950
VALETO® BOX 1-10V DIM control module...	0950
VALETO® BOX TRIAC DIM control module...	0950
VALETO® WALL INSTALLATION DIMMER....	0950
WATER LEVEL SENSOR	0950
WINDOW/DOOR SENSOR	
Door closing sensor	0950

SALUNA QR-C51.....	0497
SDL DISPLAY QT-DE12	0219
SEDO 14	0277
SEDO 14 T16	0276
SEDO 21	0277
SEDO 21 T16	0276
SEILLEUCHTE QR-C51.....	0494
SENSOR 12	0381, 0383, 0569, 0571
SENSOR 18	0381, 0383, 0569, 0571
SENSOR 24	0381, 0383, 0569, 0571
SIENA.....	0426
SIGHT 115.....	0387
SIGHT 60.....	0387
SIGHT TRACK	0465
SIMA	0378, 0379
SITRA	0777
SITRA 360 TCR-TSE	0689, 0701, 0718
SITRA CUBE TCR-TSE.....	0761
SITRA TCR-TSE	0777, 0790
SITRA UP/DOWN TCR-TSE.....	0770
SKALUX.....	0306
SLIM LIGHT	0561
SLOTBOX 40/70	0669
SLOTS.....	0748
SLOTS 45.....	0667
SLOTS 65.....	0667

SOBERBIA	0196
SOBERBIA 31	0123
SOBERBIA 53.....	0123
SOBERBIA 80	0123
SOLASTO QPAR51	0827
SOLID CUBE QT14.....	0229
SOLO 90° QR-C51	0505
SOPRANA CONE E14.....	0139
SOPRANA E14	0231
SOPRANA E27	0140, 0204, 0287
SOPRANA OVAL E27.....	0083, 0101, 0203
SOPRANA PD-1, E14	0127
SOPRANA PD-2, E27	0127
SOPRANA PD-3, QPAR51	0126
SOPRANA PD-4, E27	0126
SOPRANA QPAR51	0231
SP 80 QPAR51	0558
SPHERA 45	0120
SPHERA 75	0120
SPOODI.....	0723
SPOT E27.....	0440
SPOT 79 QPAR51.....	0341
SPOT T.....	0454
SQUARE C E27	0789
SQUARE POLE 30/60/90 E27	0663
SQUARE TURN G9.....	0741
SQUARE WL E27	0750
SST 304 QPAR51	0714
SST 316	0715
STIX.....	0211
STRUCTEC.....	0409, 0458, 0459, 0471
SUN E27	0151, 0316
SUPROS.....	0185, 0267, 0331, 0451, 0593, 0594, 0597, 0599
SUPROS 78.....	0185, 0267, 0295, 0450, 0595, 0596
SYNA.....	0707
SYROS QR-C51.....	0496

T

T5-BAR	0573
TANI QT-DE12	0239
TEC 1 QR111	0447
TEC 2 QR111	0447
TEC 4 QR111	0447
TEC KARDA QR111	0363
TEC QR111	0401
TELESKOP QR-C51.....	0494
TENORA E27	0083, 0101, 0139, 0202, 0287

TENSEO

Low-voltage cable.....	0498, 0499
Low-voltage cable accessory	0501
TERANG 180.....	0797
TERANG 200.....	0797
TERANG 270	0798
THEO QPAR51	0762, 0791
THEO UP/DOWN QPAR51	0261, 0763
TIGLA QPAR51	0309
TINTO E27	0143
TODAY.....	0783
TONGA E14.....	0149, 0411, 0431
TONIA.....	0099
TOTHEE.....	0356, 0487
TRAIL-LITE 60.....	0824
TRAPECCO	0670, 0752
TRIADEM E27	0139
TRILEDO	0311
TRITON.....	0551
TRITON MINI.....	0559
TRUKKO	0269
TRUKKO 60/90.....	0270
TRUST.....	0774
TRUST 30/60.....	0687

V

VANO WING	0731
VANO WING G5.....	0731
VAP 30/60	0671
VAP 40/70/100 E27	0675
VAP SLIM 30/60/90 E27	0671
VAYNISSA.....	0270
VERLUX.....	0546, 0547
VINGELLI D.....	0078, 0121, 0222
VISSARDO.....	0268

W

WALLYX QPAR51.....	0754
WAVE 25	0133, 0226
WAVE 45	0227, 0228
WAVE PENDANT	0133, 0413
WEGELEUCHTE L	0725
WEGELEUCHTE S	0725
WETSY	0827
WL 104 E27.....	0374
WL 106 Double E14.....	0280
WL 149 QT-DE12.....	0240
WL 24.....	0240
WORKLIGHT	0105
WORKLIGHT pendant.....	0179
WORKLIGHT DALI SENSOR	0105
WORKLIGHT DALI SENSOR pendant.....	0179

Y

YOKI QPAR111	0428
--------------------	------

Z

ZENIT 25	0384
ZENIT 40	0384

PRODUCT CHARACTERISTICS:

	Energy efficiency index "This luminaire is compatible with lamps of energy efficiency indexes ..."
	Luminaires with built-in LEDs "This luminaire contains built-in LED lamps. The lamps in the luminaire cannot be replaced." (see EU Regulation 874/2012)
	"This luminaire contains built-in LED lamps. The lamps in the luminaire cannot be replaced." (see EU Regulation 874/2012) <i>Note for end users:</i> The light source of this luminaire may only be replaced by the manufacturer or a service technician authorised by them.
	Energy efficiency index of the ballast
	Dimmable with ... <ul style="list-style-type: none"> · T = Phases from cutting dimmer · L = Phases to cutting dimmer · Uni = Universal dimmer · Triac T = Triac phases from cutting dimmer · Triac L = Triac phases to cutting dimmer · Triac = Triac dimmer · 1-10 V · Dali = Dali bus system · Switch = Switch or Dim
	Weight of the product in kg
	Rotatable and tiltable: Luminaire <ul style="list-style-type: none"> · Rotation range · Tilt range
	Rotatable and tiltable: Lamp/lamp part <ul style="list-style-type: none"> · Tilt range
	The half-peak divergence , also known as the lighting angle, is used to characterise the focusing of light. The smaller the value, the greater the focusing.
	Light outlet <ul style="list-style-type: none"> · direct · direct-indirect · Flood and Beam
	Pendant length for pendants in cm
	Connection lead length in cm Connection lead length in cm (open cable end)
	Maximum cable separation for low-voltage cable systems in cm
	Average life span of a lamp or a light source in hours
	We would be happy to send you a light distribution graph for the product concerned on request.
	Reflector lamps direct mirror lamps (no cool beam) Heat load in the light bundle, therefore almost no heat radiation on the rear side of the reflector
	Indicates luminaires which have a motion sensor (micro-wave system (MR) / infra-red)
	Products marked as being remotely controllable

SPECIFIC DETAILS – RECESSED FITTINGS

	Shape of recess opening
	Heat development on the surface of the in-ground fitted spot
	Weight-bearing capacity of the product up to the specified value in tonnes. Measurements based on installations in concrete.

SAFETY INFORMATION

	Protection class One Two Three
	Short-circuit resistance Safety operating device
	Impact resistance of the product to the specified value in joules
	The IK impact resistance code is a measure of the protection provided for electrical operating materials (equipment) against external loads by a housing (IK codes).

APPLICATION AREA INSTALLATION

	Installation area <ul style="list-style-type: none"> · Wall · Ceiling · Ground / floor · Wall / ceiling · Wall / floor · Ceiling / floor · Wall / ceiling / floor
	<ul style="list-style-type: none"> · Use exclusively for indoor spaces · Unsuitable for use in indoor spaces · IP protection class
	Permits the device to be installed on materials whose flammability is not known.
	Lamp suitable for use in luminaires ... <ul style="list-style-type: none"> · with protection glass · without protection glass
	Cable diameter in mm
	Through-wiring ... <ul style="list-style-type: none"> · possible · possible to the number of luminaires indicated.
	Independent converter (Operating device also for use outside of luminaires)

SPECIAL SYMBOLS

	Identifies products with built-in LEDs
	Smart Home compatible <ul style="list-style-type: none"> · SLV VALETO module integrated · SLV VALETO capability with accessories
	Indicates products which are appearing for the first time in this catalogue.
	Dim to warm The more the luminaire is dimmed, the warmer the light colour gets.
	USB charging function
	Inductive (cable-less) charging function for Smartphones
	Indicates products which can be combined to suit individual taste and atmosphere.
	Luminaires can be painted over as desired with wall paint, or even wallpapered after they have been primed.
	Indicates products which can be provided in individual lengths and completely assembled according to the customer's wishes.

CUSTOMER INFORMATION

Information about heat development on luminaire housings

Halogen bulbs and metal halide discharge lamps (HID) operate at a high temperature and can cause their respective luminaire housings to heat up. The latter may therefore only be touched when they have cooled down. Adjustable luminaires or lamp heads which do not have an insulated adjusting handle or if, during operation with the maximum wattage lamp, the maximum permitted housing temperature is exceeded on the obvious adjustment point, must also be installed out of the reach of hands. Our LED retrofit lamps are available as a low temperature alternative for most of our halogen luminaires.

Luminous flux

The total amount of light which is generated by a light source, given in Lumen (lm).

Luminous intensity

The luminous intensity is the luminous flux per room angle specified, it is given in Candela (cd).

Colour rendering index

The colour rendering index of a light source is described using the Ra Index (Colour Rendering Index). For light sources used indoors, a CRI of 80 or higher is prescribed. Light sources for outdoor use must have a CRI of at least 65.

Light colour

The light colour of a light source is given in Kelvin (K).

Standard LED

This is the classic version of an LED (3 mm or 5 mm LED). These were originally designed for indication purposes, e. g. in instrument panels.

Standard SMD LED

SMD stands for Surface Mounted Device. It is a compact LED without wire connectors, rather with direct soldering onto the PCB. SMDs are available in various sizes and are well suited for illumination purposes.

PowerLED

A PowerLED is a powerful LED with 1W or more power. It places increased demands on the current stability and therefore has to be used with constant current sources. If multiple LEDs are connected, they must therefore be connected in series. Connecting in parallel is not permitted. In addition, please pay attention to the installation sequence so that LEDs are not exposed to high currents for short periods of time as they could be damaged. In general, the following applies: First completely connect the secondary circuit (LEDs to the driver), then connect the primary circuit (driver to the power source).

Chip On Board LED (COB LED); Flat LEDs

These are LEDs in an extremely flat design. The advantage of COB LEDs is that they have good heat dissipation for technical implementation with cool surfaces, providing the possibility of high luminous efficiency with a long service life.

Stainless steel 304

(1.4301) Has good corrosion resistance suited to natural environmental media (water, urban and rural atmospheres) without the presence of significant concentrations of chlorine and salt. 1.4301 is, however, not suitable for use in areas where there is contact with sea water or salt water or a salt-laden atmosphere, nor for use in swimming pools or similar environments.

Stainless steel 316

(1.4404) Has excellent corrosion resistance suited to natural environmental media (water, urban and rural atmospheres) as well as in industrial areas with moderate concentrations of chlorine and salt, in the food and pharmaceutical industries and in the agricultural food sector. 1.4404 is not sea water resistant.

Please note:

A large proportion of the products presented in this catalogue are protected by trademarks, registered design, industrial design or patents. Violation of the protective rights or use of text and layout design without our permission will be prosecuted. All products of our range are subjected to stringent quality assurance measures and meet all of the generally applicable standards.

The illustrations and specifications contained in this catalogue are for illustration purposes only and are not binding in terms of colour, shape, design and technical specifications. This catalogue contains a general range and is not designed to be country-specific. Any deviations from country-specific regulations must be clarified before an order is placed. SLV is not liable for any other technical standards, where applicable.

All weight and length data specified are in kg or in cm, unless otherwise specified. We reserve the right to make technical changes!

The presentation of our luminaires with realistic and exemplary application photographs has been made possible by the friendly cooperation and agreement of the owner or designer of each property shown in the foreground of the pictures. Once again, we would like to take this opportunity to thank those who gave their permission for the photographs to be taken and used in this publication.

With the publication of this catalogue, the prices in other previously published lists and catalogues become invalid. Errors and changes excepted for all product descriptions/information.

All prices specified are recommended retail prices (RRP) given in Euro and without VAT.

Publisher

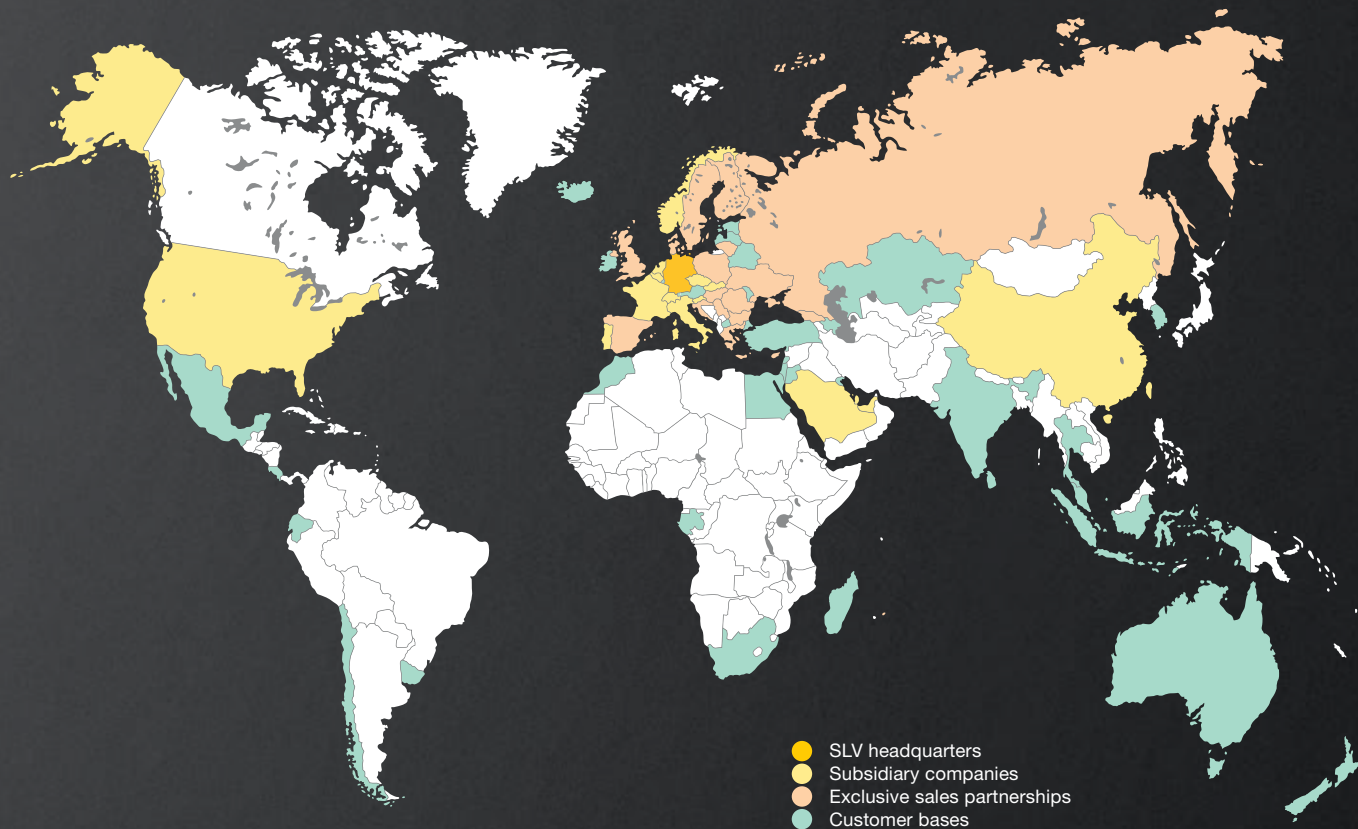
SLV GmbH
Daimlerstrasse 21-23
D-52531 Uebach-Palenberg, Germany
T +49 (0) 2451 4833-355
slv.com

Copyright

© SLV GmbH, 2017
All pictures, text and graphics are subject to copyright and other laws to protect intellectual property.

Photo credits:

SLV GmbH
Andreas Fein, Anja Lynen, Gerd Arnolds, Günther Preissler, Marc Derkum
Birgit König, Malerei, koenigb.ac@gmail.com, www.birgitkoenig.de



12

SUBSIDIARY-
COMPANIES

18

EXCLUSIVE SALES
PARTNERSHIPS

SLV DELIVERS TO MORE
THAN 100 COUNTRIES

WE ARE CLOSE
AT HAND.

SUBSIDIARY- COMPANIES

- Asia
- Belgium
- Czech Republic
- France
- Italy
- Netherlands
- Norway
- Portugal
- Switzerland
- Slovenia
- USA
- UAE

EXCLUSIVE SALES PARTNERSHIPS

- Bulgaria
- Croatia
- Denmark
- Finland
- Greece /
Cyprus
- Great Britain
- Hungary
- Ireland
- Lithuania
- Malta
- Poland
- Romania
- Russia
- Sweden
- Serbia
- Spain
- South Africa
- Ukraine



SLV GmbH

Daimlerstrasse 21-23
D-52531 Uebach-Palenberg
Germany

T +49 (0) 2451 4833-355

F +49 (0) 2451 4833-179

export@slv.de

slv.com

1001066