

WE

PANZERI®
WE MAKE LIGHT

MAKE

LIGHT

PANZERI[®]
WE MAKE LIGHT

Design_

Outdoor_

Profili_

Invisibili/incassi_



Nel 1947 Carlo Panzeri tracciò la strada creando un'azienda specializzata nella produzione di componentistica per lampadari. La grande esperienza nel settore tecnico e metalmeccanico del fondatore, insieme al suo spirito imprenditoriale, è stata la base che ha portato negli anni '90 ad avviare la produzione di una propria linea di prodotti per l'illuminazione. È così che ha avuto origine quella che oggi è un'affermata azienda del settore, la Panzeri Carlo Srl.

In 1947, Carlo Panzeri started a company specialised in manufacturing components for lamps. Its founder's extensive technical and engineering experience, combined with his entrepreneurial spirit, set the foundations on which in the 1990s the company built its own line of lighting products. This is how the successful Panzeri Carlo Srl was born.



Per la speciale occasione dei suoi settant'anni, Panzeri ha pensato a un logo celebrativo da usare nella sua comunicazione ufficiale, in particolare sui media. Le linee e le campiture che compongono il numero '70' ricordano due dei best seller dell'azienda, cioè la sagoma di Jackie e il cerchio del Golden Ring.

For its special 70th anniversary, Panzeri has come up with a celebration logo to be used in its official communications, particularly those with the media. The design of the number "70" is based on Jackie's silhouette and the Golden Ring's circle, the company's two bestselling lamps.





<https://>



WE MAKE LIGHT

We, è uno dei valori più importanti che rappresenta la familiarità e l'artigianalità ereditata in 70 anni di storia. Una storia che è stata vissuta e raccontata da imprenditori innamorati del proprio lavoro che con forza e coraggio hanno anticipando tempi e tendenze.

We, is one of the most important values that represents the family origins and craftsmanship inherited in 70 years of history. A story that was lived and recounted by entrepreneurs in love with their work who, with strength and courage, had the ability to anticipate times and trends.

Make, inteso come l'arte del saper fare, inizia con la ricerca delle materie prime selezionate con accuratezza e precisione determinando la massima qualità per un prodotto ottimo. Le lampade sono realizzate con cura e attenzione, progettate per illuminare e impreziosire spazi interni ed esterni.

Make, understood as the art of know-how, starting with the research of selected raw materials with extreme accuracy and precision so determining the maximum quality for an excellent product. The lamps are made with care and attention, designed to enlighten and enrich both the interior and exterior spaces.

Light, una fabbrica moderna, che offre ai propri clienti la soluzione per ogni esigenza, oltre al design italiano sviluppato dall'azienda e apprezzato in tutto il mondo, le lampade Panzeri sono considerate componenti di arredo e soluzioni di illuminazione.

Light, a modern company, which offers its customers the right solution for every need, in addition to the Italian design developed by the company and appreciated worldwide, the lamps by Panzeri are considered decorating items and lighting solutions.

OUR 70 YEARS



Carlo Panzeri and his wife Irene found the company.
Carlo Panzeri e sua moglie Irene fondano l'azienda.

1947



First successful product:
(Mod. T80).
Primo prodotto di successo (Mod. T80).

1979



Registration of the first patent.
Registrazione del primo brevetto.

1965

Debut at Salone del Mobile Milano.
Debutto al Salone del Mobile Milano.

1992

'90S



Norberto, Enzo and Simonetta Panzeri lead the company.
Norberto, Enzo and Simonetta Panzeri guidano l'azienda.

1963

Construction of the new industrial site.
Realizzazione del nuovo sito industriale.



1977

Launching of the first halogen lamp.
Lancio della prima lampada alogena.



1991

Launching of PANZERI brand.
Lancio del brand PANZERI.

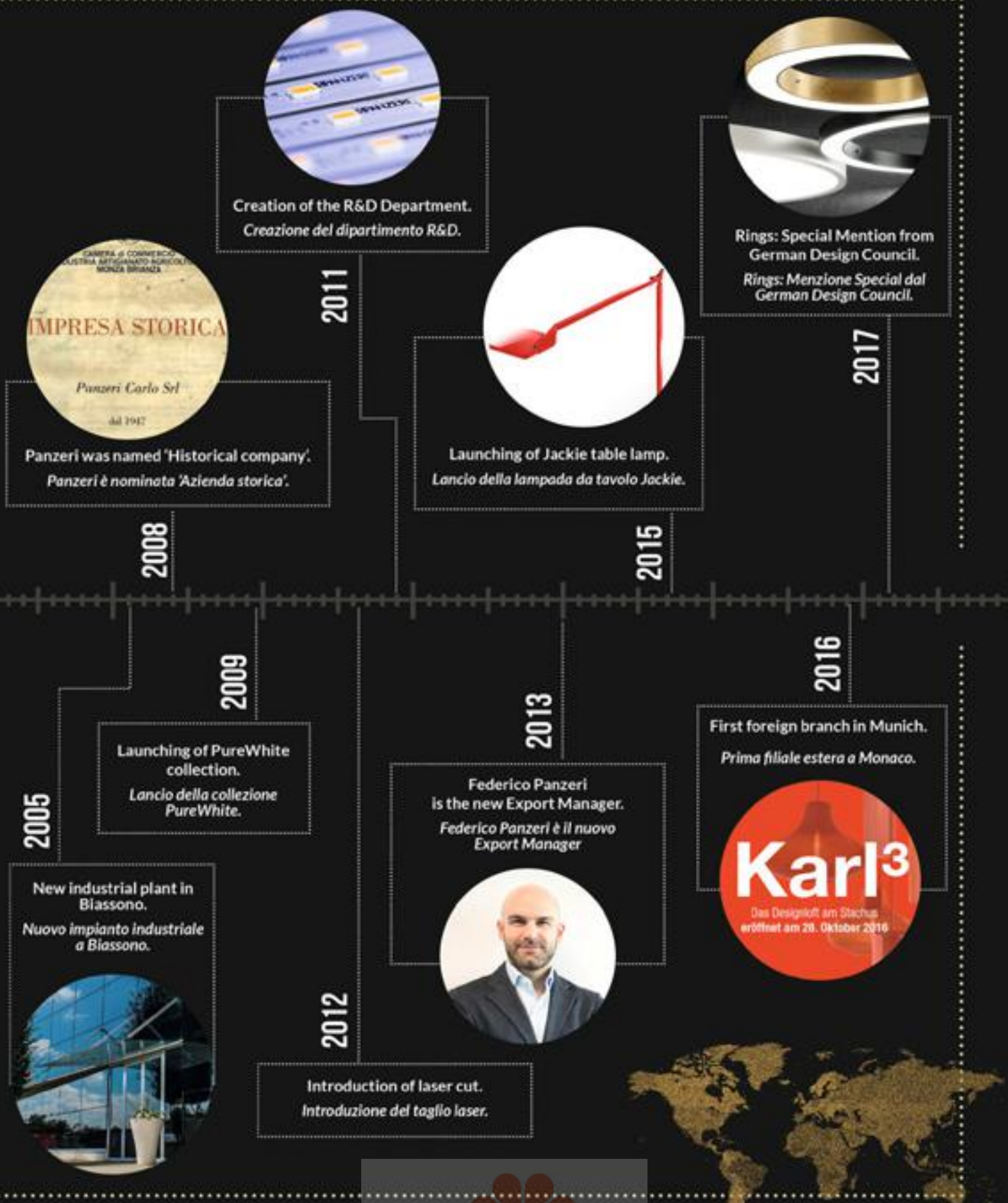


1993

Opening the shop 'Antares'.
Apertura del negozio 'Antares'.



Today: 1 brand, 2 collections (Design & Architeturale), faithful to the Made in Italy sold in 60 countries worldwide.



Panzeri was named 'Historical company'.
Panzeri è nominata 'Azienda storica'.



Creation of the R&D Department.
Creazione del dipartimento R&D.



Launching of Jackie table lamp.
Lancio della lampada da tavolo Jackie.



Rings: Special Mention from German Design Council.
Rings: Menzione Special dal German Design Council.

New industrial plant in Biassono.
Nuovo impianto industriale a Biassono.



Launching of PureWhite collection.
Lancio della collezione PureWhite.

Federico Panzeri is the new Export Manager.
Federico Panzeri è il nuovo Export Manager.



Introduction of laser cut.
Introduzione del taglio laser.

First foreign branch in Munich.
Prima filiale estera a Monaco.



Oggi: 1 brand, 2 collezioni (Design & Architettrale), fedeli al Made in Italy venduto in 60 paesi nel mondo.



PANZERI®

& PARTNERS



Show-room Karl3 - Munich, Germany



Binova



Show-room Via Durini, 17 - Milano, Italia



Contract&custom made_





Corporate Office - Bergamo, Italia





Corporate office - Bergamo, Italia



Kiton - Milano, Italia





Assolombarda - Confindustria Milano, Monza e Brianza - sede di Monza, Italia





Private House - Sicilia, Italia





Private House - Austria



Chairman room - Dubai



Caffè della Vittoria - Saluzzo - Cn, Italia





Kanji Light, Fusion Restaurant - Milano, Italia

Boutique Locherber - Milano, Italia



Design_

From page 24 to 287



Acheos
P 236



Agave
P 238



AIDecimo
P 38



App
P 146



Blanca
P 172



Blissy
P 274



Brooklyn Line
P 52



Brooklyn Round
P 46



Candle
P 198



Carmen Carmencita
P 192



Carré
P 270



Classic
P 264



Cross
P 232



Disco
P 260



Domino
P 212



Elle
P 262



Flat
P 182



Floral
P 242



Giano
P 58



Gilbert
P 206



Golden Ring
P 102



Jackie
P 88



Jackie IoT
P 96



Jazz
P 202



Kubik
P 152



Line
P 218



Olivia, Emma&Clio
P 78



One
P 120



Planet Ring
P 114



Rings Collection
P 100



Silver Ring
P 108



Tecla
P 258



Three
P 132



To-be
P 66



Toy / Toy Gypso
P 136



Tutu
P 246



Twister
P 250



Two
P 126



Viisi
P 26



Viki
P 254



Willy
P 158



Willy 100
P 168



Ypsilon
P 228



Zero
P 222



Decentramento
P 278



M89
P 279



Prado
P 286



Tate
P 282

Outdoor_

From page 288 to 321



Box
P 310



Draco
P 314



Four
P 306



Lampyris
P 300




Potter
P 318



Ralph
P 290

Profili_

From page 322 to 419



Broadway
P 374




Brooklyn
P 358



Brooklyn Round
P 352



Brooklyn Spot
P 364




Corner
P 406



Giano
P 412



Jackie spot
P 326



Manhattan
P 396



Nolita
P 376



Queens
P 324



Queens mini
P 328




Queens spot
P 330



Tribeca
P 372

Invisibili_


From page 420 to 449



XGQ0998
P 428



XGQ0998GL
P 429



XGQ0998GU10
P 429



XGQ0999
P 430




XGQ1000-1
P 430



XGQ1000-2
P 431



XGQ1000-3
P 431



XGQ1004
P 432



XGQ1004-45
P 433



XGQ1004-GL
P 433



XGQ1015
P 434



XGQ1019
P 435



XGQ1022
P 436



XGQ1025
P 438




XGQ1026
P 438



XGQ1031
P 440



XGQ1032
P 441



XGQ1034-1
P 442



XGQ1034-2
P 442



XGQ1034-3
P 443



XGQ1203
P 445



XGQ1205
P 446




XGQ1210
P 448




XGQ1211
P 449



XGR0997
P 428



XGR1020
P 435



XGR1021
P 436



XGR1023
P 437



XGR1024
P 437




XGR1027
P 439



XGR1030-2
P 439



XGR1036
P 444



XGR1202
P 445



XGR1206
P 447


Energy label available at www.panzeri.it

Incassi_


From page 450 to 461



BUD
P 451



ROY
P 454



XA2103
P 458



XA2104
P 458




XA2115
P 459




XA2116
P 459



XA2117
P 460



XGQ1009
P 456



XGR1010
P 456



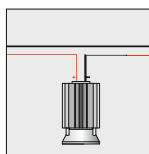
XSV2008
P 457

Electric Options_



P 462

Technical Information_



P 470

Sistema di codifica / Code system

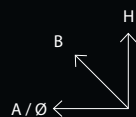
Esempi / Examples

XG 231 01 . 360 . 00 99	Profilo da incasso . Brooklyn round 100 . 360° . No led . No alimentazione Recessed track . Brooklyn round 100 . White . 360° . No led . No electricity
A 016 37 . 025 . 01 01	Lampada da parete . Toy . Acciaio inox lucido . 25 cm . Led 3000K Ra80 . Alimentazione standard Wall lamp . Toy . Polished stainless steel . 25 cm . 3000K Ra 80 . Standard power supply
C 077 03 . 000 . 04 13	Lampada da tavolo . Jackie . Rossa . Led 3000K Ra 90 . IoT step dim Table lamp . Jackie . Red . 3000K Ra 90 . IoT step dim
L 081 21 . 180 . 01 02	Sospensione . Golden Ring . Foglia oro . diametro 180 cm . Led 3000K Ra 80 . Dali/push dim Suspension . Golden Ring . gold leaf . diameter 180 . 3000K Ra 80 . Dali/push dim

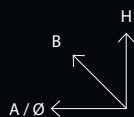
Attacco	Legenda	Codice famiglia	Finiture/diffusori	Legenda	Luci/misura / diametro/gradi	K /Ra /°	Legenda	Elettrificazione	Legenda
Type of mounting	Legend	Series number	Colour finish/diffuser	Legend	Lights/dimensions / diameter/degrees	K /Ra /°	Legend	Electricity	Legend
A	parete wall		00	nessuna unfinished		00	nessuna not available	00	standard standard
CA	parete/mensola wall bracket		01	bianco white		01	3000/80	01	alimentazione standard standard power supply
P	soffitto ceiling		02	nero black		02	2700/80	02	alimentazione dali/push dim dali/push dim
C	tavolo table		03	rosso red		03	4000/80	03	alimentazione 1-10V/push dim 1-10V/push dim
CM	tavolo morsetto table clamp		04	nero gommato rubber black		04	3000/90	04	phase cut phase cut
CP	tavolo perno table bolt down		10	bianco lucido glossy white		05	2700/90	05	rgb rgb
L	sopensione suspension		12	grigio metallizzato/paralume bianco metallized grey/white shade		06	4000/90	06	led tensione di rete 220V LED
M	sosp senza rosone suspension without canopy		13	grigio metallizzato/paralume plissé metallized grey/plissé shade		11	2700/80/NS	07	emergenza emergency
T	terra floor		14	marrone metallizzato/paralume bianco metallized brown/white shade		12	2700/80/S	08	mono standard mono standard
EA	esterni parete exterior wall		15	marrone metallizzato/paralume plissé metallized brown/plissé shade		13	2700/80/FL	09	step dim step dim
EP	esterni soffitto exterior ceiling		19	oro satinato satin gold		14	2700/80/WFL	10	24 volt 24 volt
EC	esterno tavolo exterior table		20	ottone lucido polished brass		15	2700/90/NS	11	12volt 12volt
EL	esterno sospensione exterior suspension		21	foglia oro gold leaf		16	2700/90/S	12	alimentazione bilevel bilevel driver
ET	esterno terra exterior floor		22	cromo chrome		17	2700/90/FL	13	IoT-step dim IoT-step dim
PE	esterno terra picchetto exterior floor peg		23	foglia argento silver leaf		18	2700/90/WFL	99	no elettrificazione no electricity
X	incassi recessed downlight		24	foglia rame copper leaf		19	3000/80/NS		
XGQ	incassi trimless quadro recessed trimless squared		25	rame lucido polished copper		20	3000/80/S		
XGR	invisibili trimless tondo recessed trimless round		30	titanio titanium		21	3000/80/FL		
XG	sistema da incasso recessed linear system		31	grigio metallizzato/diffusore nero metallized grey/black diffuser		22	3000/80/WFL		
XP	sistema sosp/soffitto/parete suspension/ceiling/wall system		32	nickel nickel					
XM	accessori accessory		33	grigio metallizzato/diffusore bianco metallized grey/white diffuser					
B	attacco a binario electrical adapter		34	grigio micaceo micaceous grey					
			35	alluminio sabbato sanded aluminium					
			36	anodizzato naturale natural anodized					
			37	acciaio inox lucido polished stainless steel					
			39	acciaio inox satinato mat stainless steel					
			42	gesso plaster					
			44	marrone metallizzato metallized brown					
			46	bianco/polycarbonato opale white polycarbonate opal					
			47	bianco/polycarbonato prismato white polycarbonate microprismatic					
			48	nero/polycarbonato opale black polycarbonate opal					
			49	nero/polycarbonato prismato black polycarbonate microprismatic					
			50	metal/silver metal/silver					
			52	nero/cristallo black/crystal					
			53	nero/acciaio black/steel					
			54	nero/ambra black/amber					
			55	nero/bronzo black/bronze					
			56	nero/tabacco black/tobacco					
			57	nero/verde black/green					
			62	rame/cristallo copper/crystal					
			63	rame/acciaio copper/steel					
			64	rame/ambra copper/amber					
			65	rame/bronzo copper/bronze					
			66	rame/tabacco copper/tobacco					
			67	rame/verde copper/green					

Dimensioni espresse nella tabella tecnica_
Dimensions given in the specifications table_

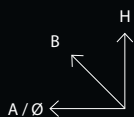
Sospensione / Suspension



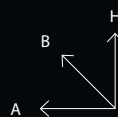
Tavolo / Table
Terra / Floor



Soffitto / Ceiling
Parete / Wall



Parete / Wall



Design_



Lampada a sospensione e da terra con sezione pentagonale in alluminio piegato e inciso. Sorgente luminosa composta da modulo LED e dimmerazione di serie DALI/PUSH DIM integrata nel corpo della lampada tramite driver ultra-flat di ultima generazione. Versione a sospensione disponibile in due lunghezze (120 e 210 cm) a luce diretta. Disponibile versione a sospensione a luce indiretta, ideale per creare composizioni in combinazione con la versione a luce diretta. Disponibile versione da terra con base realizzata in metallo tagliato a laser, piegato, e verniciato. Finitura con vernice poliaccrilica in bianco o nero. Ideale per uffici, zone living, e in composizione per arredare grandi spazi.

Suspension and floor lamp with pentagonal section in folded and carved aluminum. Light source made of LED module and DALI/PUSH DIM ultra-flat driver integrated in the suspended body of the fitting. Suspended version available in two dimensions (120 and 210 cm) with direct down light. Availability of an indirect up light suspension version, ideal to create compositions in combination with the direct down light version. Floor version with base in metal laser-cut, bent and painted. Finished in polyacrylic paint in white or black. Ideal for offices, living areas, and in compositions to furnish large spaces

Fünfeckige Steh- und Pendelleuchte aus gekantetem und gebogenem Aluminium. Die Lichtquelle besteht aus einem LED-Modul, serienmäßig mit einem DALI / PUSH DIM Treiber der neuesten Generation ausgestattet ist. Die Pendelversion ist in zwei Längen (120 und 210 cm) erhältlich, als Variante mit direktem oder indirektem Licht, für viele Kombinationsmöglichkeiten. Die Stehleuchte zur Abrundung der Leuchtenfamilie, die Bodenplatte aus Metall wird mit einem Metall-Laser-Cut gefertigt und lackiert. Hochwertige Polyacryl-Lackierung in schwarz und weiß erhältlich. Einsatzbereiche: Büros, Wohnbereiche und großflächige Räume.

Lámpara en suspensión y de pie, con sección pentagonal de aluminio plegado y tallado. Fuente luminosa con módulo LED y regulador de intensidad de luz, de categoría DALI/PUSH DIM integrada en el cuerpo de la lámpara mediante un controlador ultra fino de última generación. La versión de suspensión está disponible en dos longitudes (120 y 210 cm) y con emisión de luz directa.

Disponibles en la versión de suspensión con emisión de luz indirecta, ideal para crear arreglos en combinación con la versión de luz directa.

También disponible en la versión de pie con base de metal cortado con láser, plegado y barnizado. Acabado con barniz poliacrílico de color blanco o negro. Ideal para oficinas, salones y en combinación para decorar grandes espacios.

Lampe à suspension et lampadaire avec une section pentagonale en aluminium plié et gravé. Source lumineuse LED et variateur d'intensité standard DALI/PUSH DIM intégré dans le corps de la lampe grâce à un driver ultraplats de dernière génération.

Version à suspension disponible en deux longueurs (120 et 210 cm) à lumière directe ou indirecte, idéale pour créer des compositions en association. Lampadaire avec une base réalisée en métal découpé au laser et plié. Peinture polyacrylique blanche ou noire. Idéale pour bureaux, living, et en composition pour des grands espaces.

Подвесной и напольный светильник из пятиугольных секций вырезанных из алюминия. Светильник оснащён LED модулем, DALI / PUSH DIM ультра-плоский драйвер встроен в корпус. Подвесные версии доступны в двух размерах (120 и 210 см) с прямым светом. Доступна версия с отраженным светом, идеально подходит для создания композиций в сочетании с версией с прямым светом. Напольная версия с основанием из металла лазерной резки, согнутого и покрашенного. Окрашивается полиакриловой краской в белый или черный цвет. Идеально подходит для офисов, жилых помещений, а также композиций для освещения больших пространств.

Viisi_





Viisi_





Viisi_





Viisi_







Viisi_



Viisi_	Design_Minelli Fossati 2017	Registered Design		LED CE IP40		FONTI LUMINOSE / LIGHT SOURCES
	CODICE / CODE	CM Ø / A x B	H	INCHES Ø / A x B	H	
Sospensione / Suspension	L020_..120.0102 Direct light	120 x 7,4	7,1	47 3/4" x 3"	2 1/2"	Potenza assorbita apparecchio / Luminaire power consumption 23W Flusso luminoso apparecchio / Luminaire luminous flux 1502 lm 3000K Ra 80 220-240V DALI / PUSH DIM
	L021_..120.0102 Indirect light	120 x 7,4	7,1	47 3/4" x 3"	2 1/2"	Potenza assorbita apparecchio / Luminaire power consumption 23W Flusso luminoso apparecchio / Luminaire luminous flux 1502 lm 3000K Ra 80 220-240V DALI / PUSH DIM
	L020_..210.0102 Direct light	210 x 7,4	7,1	82 3/4" x 3"	2 1/2"	Potenza assorbita apparecchio / Luminaire power consumption 44W Flusso luminoso apparecchio / Luminaire luminous flux 3004 lm 3000K Ra 80 220-240V DALI / PUSH DIM
	L021_..210.0102 Indirect light	210 x 7,4	7,1	82 3/4" x 3"	2 1/2"	Potenza assorbita apparecchio / Luminaire power consumption 44W Flusso luminoso apparecchio / Luminaire luminous flux 3004 lm 3000K Ra 80 220-240V DALI / PUSH DIM
Terra / Floor	T020_..210.0102	34,7	213	13 3/8"	84"	Potenza assorbita apparecchio / Luminaire power consumption 44W Flusso luminoso apparecchio / Luminaire luminous flux 3004 lm 3000K Ra 80 220-240V PUSH DIM

Fotometrie e Classi Energetiche disponibili www.panzeri.it / Photometric data and Energy Label available at www.panzeri.it

CODICI COLORI DISPONIBILI / COLOUR CODES AVAILABLE

- 01** Bianco / White **02** Nero / Black



AlDecimo_

Design_Carmen Ferrara 2017



Lampada ad incasso da parete a scomparsa in metallo con meccanismo di apertura e chiusura a pressione. Sorgente luminosa composta da modulo LED a luce indiretta e driver bi-level integrato nell'apparecchio per diminuire il consumo e il flusso luminoso in modalità di chiusura, per ottenere un perimetro luminoso. Finitura in vernice poliacrilica bianca. Ideale per camere da letto, living e per creare composizioni d'effetto su grandi pareti.

Wall-mount metal recessed trimless lamp with opening and closing click mechanism. Light source made of LED module with indirect light and integrated bi-level driver to reduce luminous flux and power consumption, creating a luminous perimetral frame, when closed. Finish in white polyacrylic paint. Ideal for bedrooms, living areas and to create composition on wide walls.

Besondere Wandeinbauleuchte durch den Druckschließmechanismus lässt sich die Leuchte 1-Zehntel genau aus der Wand fahren und somit die Lichtzufuhr steuern. Dies ermöglicht eine schnelle und unkomplizierte Steuerung. Der integrierte Bi-level Treiber steuert das LED Modul für eine hohe Energieeffizienz. Indirektes blendfreies für rundum scheinendes Ambiente Licht. Polyacryl Lackierung in Weiß. Ideal für Wohn- und Schlafzimmer, wie auch zur Inszenierungen großer Wandflächen.

Lámpara empotrable de pared de metal, con mecanismo de apertura y cierre a presión.

Fuente luminosa formada por módulo LED con luz indirecta y controlador en dos niveles, integrado en el aparato, para reducir el consumo y el flujo luminoso en modo de cierre y para conseguir un perimetro luminoso. Acabado con barniz poliacrílico blanco. Ideal para dormitorios, salones y para crear arreglos precidados en grandes paredes.

Lampe à encastrément murale rétractable avec un mécanisme d'ouverture et de fermeture à pression. Source lumineuse LED à lumière indirecte. Driver bi-level intégré dans l'appareil pour la réduction de la consommation et du flux lumineux quand l'appareil est fermé, en maintenant un périmètre lumineux. Finition avec peinture polyacrylique blanche. Idéale pour chambres, living et pour créer des compositions scénographiques sur de grands murs.

Настенный металлический встраиваемый безрамочный светильник с механизмом открывания и закрывания на защёлке. Оснащен светодиодным модулем с отраженным светом и встроенным драйвером, для уменьшения светового потока и потребления энергии, создаёт светящуюся рамку по периметру, в закрытом состоянии. Окрашен белой полиакриловой краской. Идеально подходит для спальни, гостиной, а также для создания композиции на широких стенах.





AlDecimo_





AIDecimo_

design_Carmen Ferrara 2017

Registered Design

  IP20

CODICE / CODE

CM A x B

H

INCHES A x B

H



MM



INCHES

FONTI LUMINOSE / LIGHT SOURCES

Parete / Wall



X02201.030.0112

29,4 x 29,4

7,7

11 3/8" x 11 3/8"

3"

29,5 x 29,5

11 5/8" x 11 5/8"

Potenza assorbita apparecchio / Luminaire power consumption 25W
Flusso luminoso apparecchio / Luminaire luminous flux 933 lm
3000K Ra 80 220-240V BILEVEL

Fotometrie e Classi Energetiche disponibili www.panzeri.it / Photometric data and Energy Label available at www.panzeri.it

CODICI COLORI DISPONIBILI / COLOUR CODES AVAILABLE

01 Bianco
White











Brooklyn Round_

Design_Enzo Panzeri 2017



Sistema modulare in alluminio estruso sottoposto a curvatura con raggio 500mm e 1000mm disponibile in versione sospensione e incasso a scomparsa, per creare anelli o composizioni miste di linee e curve su soffitto o parete. Sorgente luminosa composta da modulo LED a luce diretta e dimmerazione inserita nel rosone o in remoto. Finitura con vernice poliacrilica in bianco e finitura laterale del profilo a coste. Schermo in policarbonato opale estruso e curvato. Ideale per uffici, hall, zone living, grandi spazi.

Modular system in extruded curved aluminum with 500mm and 1000mm radius. Available in trimless recessed and suspension offering the possibility to create rings or mixed compositions of lines and curves. Light source made of LED module with direct light and version with dimmable driver. Polyacrylic white painted and ribbed lateral finish. Curved extruded opal polycarbonate diffuser. Ideal for offices, hall, living areas, and large areas.

Baukastensystem Ringe aus stranggepresstem Aluminium mit einem Biegeradius unter 500 mm und 1000 mm. Erhältlich in der abgehängten Version, als Einbauvariante. Ergänzend zum Brooklyn-System können hiermit Kompositionen aus Ringelemente mit Linien kreiert werden - zur Decken- oder Wandgestaltung oder um geschwungene Linien zu schaffen. Lichtquelle: LED-Modul für direkte Beleuchtung. Treiber sind entweder im Baldachin oder extern zu legen. Das Rippenprofil ist serienmäßig mit weißem Polyacryl-Lack lackiert. Radiale angepasste Opal-Abdeckung. Ganzheitliches System mit viel Gestaltungsmöglichkeiten für Wohn- / Essbereiche, sowie Lobbys und Office-Beleuchtung.

Sistema modular de aluminio extruido sometido a curvatura, con rayo de 500 mm y de 1000 mm, disponible en versión de suspensión, empotrado e invisible para crear anillos o arreglos mezclados de líneas y curvas, de techo o de pared. Fuente luminosa formada por módulo LED con luz directa y regulador de intensidad de luz incorporado en el rosetón o separado. Acabado con barniz poliacrílico de color blanco y acabado lateral del perfil a rayas. Pantalla de policarbonato opalino, extruido y curvado. Ideal para oficinas, vestíbulos, salones y grandes espacios.

Système modulaire en aluminium extrudé courbé avec un rayon de 500 mm et 1000 mm disponible en version suspension, encastrement, pour créer des anneaux ou des compositions mixtes de lignes et courbes au plafond ou au mur. Source lumineuse LED à lumière directe et variateur d'intensité incorporé dans la rosace ou déporté. Finition avec peinture polyacrylique blanche et finition latérale du profil côtelé. Écran en polycarbonate opale extrudé et courbé. Idéal pour bureaux, halls, living, grands espaces.

Модульная система из экструдированного алюминия с изогнутыми элементами, радиусом 500мм и 1000мм. Доступны встраиваемая версия без рамки, подвесная и потолочная версии. Есть возможность создавать кольца или смешанные композиции из прямых и изогнутых линий. Оснащена светодиодными модулями, дающими прямой свет, по запросу оснащается диммируемым драйвером. Окрашена белой полиакриловой краской, ребристые боковины. Изогнутый рассеиватель из матового поликарбоната. Идеально подходит для офисов, холлов, жилых помещений, а также на больших пространствах.





Brooklyn Round_



Brooklyn Round_





Brooklyn Round_

design_Enzo Panzeri 2017

LED CE IP40

	CODICE / CODE	DEGREES	CM Ø	H	INCHES Ø	H	FONTI LUMINOSE / LIGHT SOURCES
Sospensione / Suspension	○ L23101.360.0102	360°	100	3,5	39 3/8"	1 3/8"	Potenza assorbita apparecchio / Luminaire power consumption 56W Flusso luminoso apparecchio / Luminaire luminous flux 2130 lm 3000K Ra 80 220-240V DALI / PUSH DIM
	○ L23201.360.0102	360°	195	3,5	76 3/8"	1 3/8"	Potenza assorbita apparecchio / Luminaire power consumption 109W Flusso luminoso apparecchio / Luminaire luminous flux 4260 lm 3000K Ra 80 220-240V DALI / PUSH DIM
	○ L23101.180.0102	180°	100	3,5	39 3/8"	1 3/8"	Potenza assorbita apparecchio / Luminaire power consumption 29W Flusso luminoso apparecchio / Luminaire luminous flux 1065 lm 3000K Ra 80 220-240V DALI / PUSH DIM
	○ L23201.180.0102	180°	195	3,5	76 3/8"	1 3/8"	Potenza assorbita apparecchio / Luminaire power consumption 56W Flusso luminoso apparecchio / Luminaire luminous flux 2130 lm 3000K Ra 80 220-240V DALI / PUSH DIM

Fotometrie e Classi Energetiche disponibili www.panzeri.it / Photometric data and Energy Label available at www.panzeri.it

CODICI COLORI DISPONIBILI / COLOUR CODES AVAILABLE

01 Bianco
White



Brooklyn Line_

Design_Enzo Panzeri 2013



Sospensione a LED in alluminio estruso verniciato bianco, nero con riflettore e schermo.

Suspension LED in extruded aluminium, painted white, black with reflector and screen.

LED-Pendelleuchte aus extrudiertem Aluminium, weiß lackiert, schwarz mit Reflektor und Schirm.

Suspensión con LED de aluminio extruso barnizado blanco, negro con reflector y pantalla.

Suspension à LED en aluminium extrudé peint en blanc, noir avec réflecteur et écran.

Подвесной светодиодный светильник из экструдированного алюминия окрашенного в белый или чёрный цвет с отражателем и экраном.



Brooklyn Line_





Brooklyn Line_



Brooklyn Line_

design_Enzo Panzeri 2013

 **CE** IP20

	CODICE / CODE	CM A x B	H	INCHES A x B	H	FONTI LUMINOSE / LIGHT SOURCES
Sospensione / Suspension	L233_._100.0101	102 x 3,5	3,5	40 1/2" x 1 3/8"	1 3/8"	Potenza assorbita apparecchio / Luminaire power consumption 20W Flusso luminoso apparecchio / Luminaire luminous flux 762 lm 3000K Ra 80 220-240V
	L233_._150.0101	152 x 3,5	3,5	59 3/8" x 1 3/8"	1 3/8"	Potenza assorbita apparecchio / Luminaire power consumption 29W Flusso luminoso apparecchio / Luminaire luminous flux 1144 lm 3000K Ra 80 220-240V

Fotometrie e Classi Energetiche disponibili www.panzeri.it / Photometric data and Energy Label available at www.panzeri.it

CODICI COLORI DISPONIBILI / COLOUR CODES AVAILABLE

01 Bianco
White

02 Nero
Black





Giano_

Design_Studio Tecnico Panzeri 2017



Sistema modulare in alluminio estruso disponibile in versione sospensione o parete. Sorgente luminosa composta da modulo LED a luce diretta e indiretta e driver ON/ OFF con accensione separata o DALI/PUSH DIM integrato all'interno del profilo. Finitura con vernice poliaccrilica in bianco o nero e finitura frontale del profilo liscia. Schermo in policarbonato estruso opale o microprismatico. Ideale per uffici, corridoi, scale.

Modular extruded aluminum wall and suspension system. Light source made of LED module with direct and indirect light and separate switching ON/OFF or DALI/PUSH DIM integrated drivers. Finish in polyacrylic paint in white or black and smooth front finish of the profile. Diffuser in opal or micro prismatic polycarbonate. Ideal for offices, corridors, stairways.

Modulare System aus stranggepresstem Aluminium als Pendel- oder Wandversion. Das LED-Modul sorgt für direktes und indirektes Licht, die Varianten sind als EIN / AUS Version mit separatem Schalter oder als DALI / PUSH im Profil integriert zu erhalten.

Polyacryl-Lack in weiß oder schwarz. Die Abdeckung ist als opales - oder mikroprisma extrudierten Polycarbonat wählbar. Bildschirmtauglich. Ideal für Büros, Flure, Treppen.

Sistema modular de aluminio extruido disponible en versión de suspensión o de pared. Fuente luminosa formada por módulo LED con luz directa e indirecta y controlador ON/OFF con ignición separada o DALI/PUSH DIM integrada en el mismo perfil. Acabado con barniz poliaccrílico de color blanco o negro y acabado frontal del perfil liso. Pantalla de policarbonato extruido, opalino o micro prismático. Ideal para oficinas, pasillos y escaleras.

Système modulaire en aluminium extrudé disponible en version suspension ou murale. Source lumineuse LED à lumière directe et indirecte ; driver ON/OFF avec allumage séparé ou DALI/PUSH DIM incorporé dans le profil. Finition avec peinture polyacrylique blanche ou noire et finition frontale du profil lisse. Écran en polycarbonate extrudé opale ou microprismatique. Idéal pour bureaux, couloirs, escaliers.

Модульная настенная и подвесная система из экструдированного алюминия. Оснащена светодиодным модулем с прямым и отраженным светом раздельного включения / выключения или DALI / PUSH DIM регулирования. Окрашена полиакриловой краской в белый или черный цвет, гладкий профиль. Диффузор из матового или микропризматического поликарбоната. Идеально подходит для офисов, коридоров, лестниц.



Giano_





Giano_








Giano_





Giano_		design_Studio Tecnico Panzeri 2017				LED CE IP40	
		CODICE / CODE	CM A x B	H	INCHES A x B	INCHES H	FONTI LUMINOSE / LIGHT SOURCES
Sospensione / Suspension		L246__150.0101	151,5x4,2	9,8	59 3/8" x 1 3/8"	3 3/8"	Potenza assorbita apparecchio / Luminaire power consumption 77W Flusso luminoso apparecchio / Luminaire luminous flux 5521 lm 3000K Ra 80 220-240V Doppia accensione / Double switch
Incluso 1 schermo opale inferiore aggiuntivo Included 1 additional bottom opal diffuser		L246__150.0102	151,5x4,2	9,8	59 3/8" x 1 3/8"	3 3/8"	Potenza assorbita apparecchio / Luminaire power consumption 75W Flusso luminoso apparecchio / Luminaire luminous flux 5521 lm 3000K Ra 80 220-240V DALI / PUSH DIM
		L246__200.0101	201,5x4,2	9,8	79 3/8" x 1 3/8"	3 3/8"	Potenza assorbita apparecchio / Luminaire power consumption 100W Flusso luminoso apparecchio / Luminaire luminous flux 7361 lm 3000K Ra 80 220-240V Doppia accensione / Double switch
		L246__200.0102	201,5x4,2	9,8	79 3/8" x 1 3/8"	3 3/8"	Potenza assorbita apparecchio / Luminaire power consumption 98W Flusso luminoso apparecchio / Luminaire luminous flux 7361 lm 3000K Ra 80 220-240V DALI / PUSH DIM



CODICI COLORI DISPONIBILI / COLOUR CODES AVAILABLE

• **47** Bianco + diffusori microprismatici
White + microprismatic diffusers

• **49** Nero + diffusori microprismatici
Black + microprismatic diffusers

• UGR < 19 in funzione delle condizioni di installazione
UGR < 19 depending on installation conditions



Parete / Wall		A246__050.0101	51,5x4,2	9,8	20 3/4" x 1 3/8"	3 3/8"	Potenza assorbita apparecchio / Luminaire power consumption 26W Flusso luminoso apparecchio / Luminaire luminous flux 1492,50 lm 3000K Ra 80 220-240V
		A246__050.0102	51,5x4,2	9,8	20 3/4" x 1 3/8"	3 3/8"	Potenza assorbita apparecchio / Luminaire power consumption 26W Flusso luminoso apparecchio / Luminaire luminous flux 1492,50 lm 3000K Ra 80 220-240V DALI / PUSH DIM
		A246__100.0101	101,5x4,2	9,8	40" x 1 3/8"	3 3/8"	Potenza assorbita apparecchio / Luminaire power consumption 52W Flusso luminoso apparecchio / Luminaire luminous flux 2985 lm 3000K Ra 80 220-240V Doppia accensione / Double switch
		A246__100.0102	101,5x4,2	9,8	40" x 1 3/8"	3 3/8"	Potenza assorbita apparecchio / Luminaire power consumption 50W Flusso luminoso apparecchio / Luminaire luminous flux 2985 lm 3000K Ra 80 220-240V DALI / PUSH DIM
		A246__150.0101	151,5x4,2	9,8	59 3/8" x 1 3/8"	3 3/8"	Potenza assorbita apparecchio / Luminaire power consumption 77W Flusso luminoso apparecchio / Luminaire luminous flux 4477 lm 3000K Ra 80 220-240V Doppia accensione / Double switch
		A246__150.0102	151,5x4,2	9,8	59 3/8" x 1 3/8"	3 3/8"	Potenza assorbita apparecchio / Luminaire power consumption 75W Flusso luminoso apparecchio / Luminaire luminous flux 4477 lm 3000K Ra 80 220-240V DALI / PUSH DIM

Fotometrie e Classi Energetiche disponibili www.panzeri.it / Photometric data and Energy Label available at www.panzeri.it

CODICI COLORI DISPONIBILI / COLOUR CODES AVAILABLE

46 Bianco + diffusori opali
White + opal diffusers

48 Nero + diffusori opali
Black + opal diffusers



To-be_

Design_Enzo Panzeri 2017



Lampada a sospensione in alluminio estruso disponibile in diametro 22mm/32 mm e rispettive lunghezze 850mm/650mm. Lampada a sospensione e plafone alluminio estruso con diametro 55 mm e lunghezza 450 mm. La versione con diametro 55mm prevede la possibilità di installare tre ottiche con fascio 25°, 34°, 48°. Sorgente luminosa composta da modulo LED ad elevate prestazioni CRI>90 2700K. Rosone con driver ON/OFF integrato nella versione diametro 22mm. Driver ON/OFF integrato nel cilindro nella versione 32mm e 55mm. Finitura con vernice poliacrilica in nero gommato o bianco o finitura in foglia oro decorata a mano. Cavo elettrico trasparente ultrasottile. Ideale per ristoranti, zone living, camere da letto o per creare grandi composizioni a cascata.

Aluminum extruded suspension lamp in 22mm/32mm diameter (si potrebbe usare simbolo diametro) and respectively 850mm/650mm length. Aluminum extruded suspension and ceiling lamp in 55mm diameter and length 450mm. The version in diameter 55mm is available with three different beam angles 25°, 34°, 48°. Light sources made of highly performing LED module with CRI>90 2700K. Canopy with ON/OFF driver integrated in the version 22mm diameter. Integrated ON/OFF driver inside the cylinder for the versions 32mm and 55mm. Finish in polyacrylic rubber black paint or polyacrylic white or hand-made decorated in golden leaf. Ultra-thin transparent electrical cable. Ideal for restaurants, living areas, bedrooms, and to create big cascading compositions.

Metalltuben als Pendel- und Deckenaufbauvariante. Die Pendelleuchte ist 22mm und 32 mm im Durchmesser erhältlich sowie in den Längen 650mm und 850mm. Die Variante Pendel- und Deckenleuchte mit einem 55 mm Durchmesser ist 450mm lang und bietet 3 Abstrahlwinkel: 25°, 34°, 48°. Das COB-LED-Modul bietet eine Farbwiedergabe von cri > 90 und Lichtfarbe 2700K. Der Treiber on/off ist im Baldachin integriert (22mm Durchmesser Version). Die Version 32mm und 55mm führt den Treiber im oberen Zylinder. Die Polyacryl-Lackierung ist in „soft touch black“, weiß oder als Blattgold-Finish in Handarbeit gefertigt. Ultradünne transparente elektrische Kabel. Anwendungsbereiche findet man in Gastronomie, Restaurants, Wohnbereiche, Schlafzimmer. Ideal geeignet zur Erschaffung eigener Konfigurationen.

Lámpara en suspensión de metal disponible en diámetro de 22 mm / 32 mm y respectivas longitudes de 850 mm/650 mm. Lámpara en suspensión y con techo tensado de metal, en diámetro de 55 mm y longitud de 450 mm. La versión con diámetro de 55 mm incluye la posibilidad de instalar 3 lentes con haz 25°, 34°, 48°. Fuente luminosa formada por módulo LED de elevadas prestaciones CRI>90 2700K. Rosetón con controlador ON/OFF integrado en la versión de diámetro de 22 mm. Controlador ON/OFF integrado en el cilindro en la versión de 32 y de 55 mm. Acabado con barniz poliacrílico negro cauchutado, o blanco, o con adorno decorado a mano en hoja de oro. Cable eléctrico transparente ultra fino. Ideal para restaurantes, salones, dormitorios o para crear grandes arreglos en cascada.

Lampe à suspension en métal disponible en diamètre 22 mm/32 mm avec des longueurs respectives de 850 mm/650 mm. Lampe à suspension et plafond en métal diamètre 55 mm et longueur 450 mm. La version avec un diamètre de 55 mm est disponible avec trois optiques avec un faisceau de 25°, 34°, 48°. Source lumineuse LED hautement performant CRI>90 2700K. Rosace avec driver ON/OFF intégré dans la version diamètre 22 mm. Driver ON/OFF intégré dans le cylindre dans la version 32 et 55 mm. Finition avec peinture polyacrylique noir caoutchouc ou blanche ou finition en feuille d'or décorée à la main. Câble électrique transparent ultrafin. Idéale pour restaurants, living, chambres ou pour créer de grandes compositions en cascade.

Подвесной светильник из экструдированного алюминия, диаметр 22мм / 32мм, высота 850мм / 650мм соответственно. Подвесной и потолочный светильник 55мм в диаметре, высота 450мм. Версия в диаметре 55мм доступна с тремя различными углами луча 25°, 34°, 48°. Источники света из высокоэффективных LED модулей с CRI> 90, 2700K. В версии на 22мм в диаметре вкл / выкл драйвер встроен в розетку. У версии на 32мм и 55мм в диаметре вкл / выкл драйвер внутри самого светильника. Окрашен полиакриловой краской в чёрный резиновый или белый цвет либо в ручную декорируется золотой фольгой. Ультра-тонкий прозрачный электрический кабель. Идеально подходит для ресторанов, жилых помещений, спален, а также для создания больших каскадных композиций.



To-be_





To-be_





To-be_





To-be_





To-be_





To-be_

design_Enzo Panzeri 2017

LED CE IP20

	CODICE / CODE	CM Ø	H	INCHES Ø	H	FONTI LUMINOSE / LIGHT SOURCES
Sospensione / Suspension	L025_085.0501	22	85	8 3/8"	33 1/2"	Potenza assorbita apparecchio / Luminaire power consumption 4W Flusso luminoso apparecchio / Luminaire luminous flux 220 lm 2700K Ra 90 220-240V
	L026_065.0501	32	65	12 3/8"	25 3/8"	Potenza assorbita apparecchio / Luminaire power consumption 7W Flusso luminoso apparecchio / Luminaire luminous flux 440 lm 2700K Ra 90 220-240V
	L027_045.1701	55	45	21 3/8"	17 3/4"	Potenza assorbita apparecchio / Luminaire power consumption 10W Flusso luminoso apparecchio / Luminaire luminous flux 900 lm 2700K Ra 90 FL 34° 220-240V
Sosp. no rosone / driver per composizioni multiple Susp. no canopy / driver for multiple compositions	M025_085.0510	22	85	8 3/8"	33 1/2"	Potenza assorbita apparecchio / Luminaire power consumption 2,8W Flusso luminoso apparecchio / Luminaire luminous flux 220 lm 2700K Ra 90 24V
	M026_065.0510	32	65	12 3/8"	25 3/8"	Potenza assorbita apparecchio / Luminaire power consumption 5,3W Flusso luminoso apparecchio / Luminaire luminous flux 440 lm 2700K Ra 90 24V
Soffitto / Ceiling	P027_045.1701	55	45	21 3/8"	17 3/4"	Potenza assorbita apparecchio / Luminaire power consumption 10W Flusso luminoso apparecchio / Luminaire luminous flux 900 lm 2700K Ra 90 FL 34° 220-240V

Fotometrie e Classi Energetiche disponibili www.panzeri.it / Photometric data and Energy Label available at www.panzeri.it

Per progetti a richiesta ottiche a 25° e 48°
For project, beam angles 25°, 48° on request

CODICI COLORI DISPONIBILI / COLOUR CODES AVAILABLE

01 Bianco
White

04 Nero gommato
Rubber black

21 Foglia oro
Gold leaf



Olivia, Emma&Clio_

Design_Sivia Poma 2015/2017

Lampada a sospensione in vetro soffiato a fermo con particolare finitura a coste dal gusto retrò. Rosone in metallo rifinito con vernice poliacrilica in color nero o rame lucido. Emissione di luce diffusa con attacco E27 e lampadina LED con filamenti a Vista avente potenza 8W e flusso luminoso di 1050 lm. Vetro soffiato disponibile in 6 colorazioni: trasparente, acciaio, ambrà, bronzo, tabacco e verde. Cavi elettrici in tessuto nero con possibilità di personalizzarne la lunghezza. Rosone a 8 uscite (+1 centrale). Ideale per strutture hospitality o zone living residenziali.

Suspension lamp with shaped blown glass with a retro style. Ceiling canopy in metal in black polyacrylic paint or polished copper. Diffused light in LED bulb E27 distinguished by visible filaments, 8W power and 1050 lm luminous flux. Six colours glass available: transparent, steel, amber, bronze, tobacco and green. Black fabric electrical cables and possibility to customize the length. Canopy with 8 outputs (+1 in the center). Ideal for hospitality or residential facilities.

Pendelleuchtenfamilie aus mundgeblasenem Glas mit außergewöhnlicher Rippenausführung im Retro-Stil. Der Baldachin aus Metall ist in schwarz oder in glänzendem Kupfer lackiert erhältlich. Die Lichtquelle ist ein LED-Filamentleuchtmittel mit einer E27-Fassung, 8W-Leistung und einem Lichtstrom von 1050 lm. Das mundgeblasene Glas ist in sechs Farbtönen erhältlich: Transparent, Stahlgrau, Bernstein, Bronze, Grün und Tabak. Die Zuleitung besteht aus einem schwarzem Textilkabel, mit individuell regulierbarer Länge. Optional ist ein Baldachin erhältlich mit 8 Ausgängen (+1 in der Mitte), für die Komposition mehrerer Leuchten. Ideal für das Gastgewerbe und den Wohnbereich.

Lámpara en suspensión de cristal soplado en molde, con particular acabado a rayas de gusto retrò. Rosetón de metal adornado con barniz poliacrílico, de color negro o cobre brillante. Emisión de luz difusa con casquillo E27 y con foco LED, filamentos visibles, potencia de 8W y flujo luminoso de 1050 lm. Cristal soplado disponible en 6 coloraciones: transparente, acero, ámbar, bronce, tabaco y verde. Cables eléctricos recubiertos en tejido negro con posibilidad de personalizar su longitud. Rosetón con 8 agujeros (+1 central). Ideal para servicios hoteleros o salones residenciales.

Suspension en verre soufflé fixe avec une finition particulière côtelée style rétro. Rosace en métal recouverte de peinture polyacrylique noire ou cuivrée brillante. Émission d'une lumière diffuse avec une douille E27 et une ampoule LED à filaments apparents ayant une puissance de 8W et un flux lumineux de 1050 lm. Verre soufflé disponible en 6 coloris :transparent, acier, ambré, bronze, tabac et vert. Câbles électriques en tissu noir avec une longueur réglable. Rosace 8 sorties (+1 centrale). Idéale pour des structures d'accueil ou des lieux de vie résidentiels.

Подвесной светильник с фигурным выдувным стеклом в ретро-стиле. Металлический ро-зон доступен в отделках черная полиакриловая покраска или полированная медь. Светодиодные filamentные лампы E27 8W, дают рассеянный свет и 1050 lm светового потока. Доступны пять цветов стекла: прозрачный, сталь, янтарь, бронза, табак и зелёный. Электрические кабели в оплётке из чёрной ткани регулируются по высоте. Также доступен розон с 8 выходами (+1 в центре). Идеально подходит для общественных или жилых помещений.







Olivia, Emma&Clio_





Olivia, Emma&Clio_

Dotata di un inedito sistema di aggancio multiplo a soffitto dei corpi illuminanti che permette una grande componibilità.


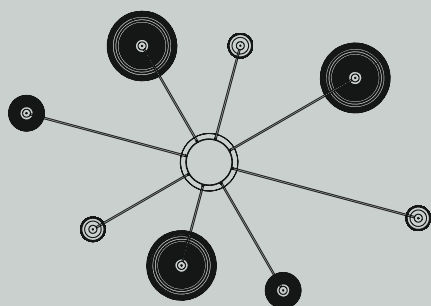
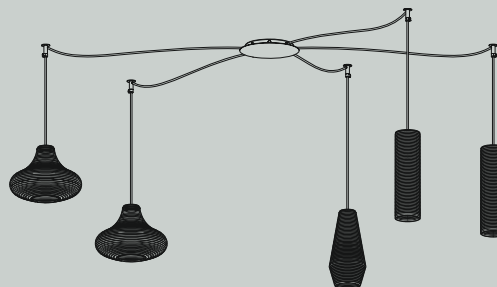
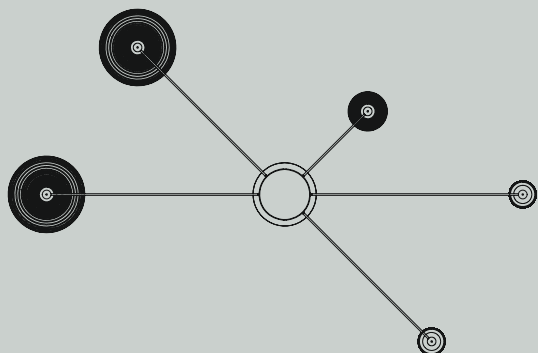
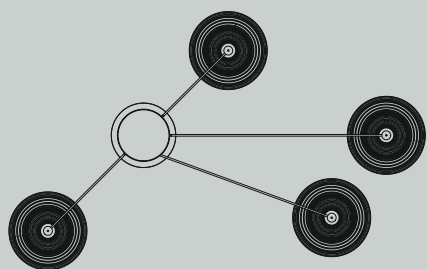
Equipped with a brand new system for attaching multiple ceiling lighting fixtures that allows for great modularity.

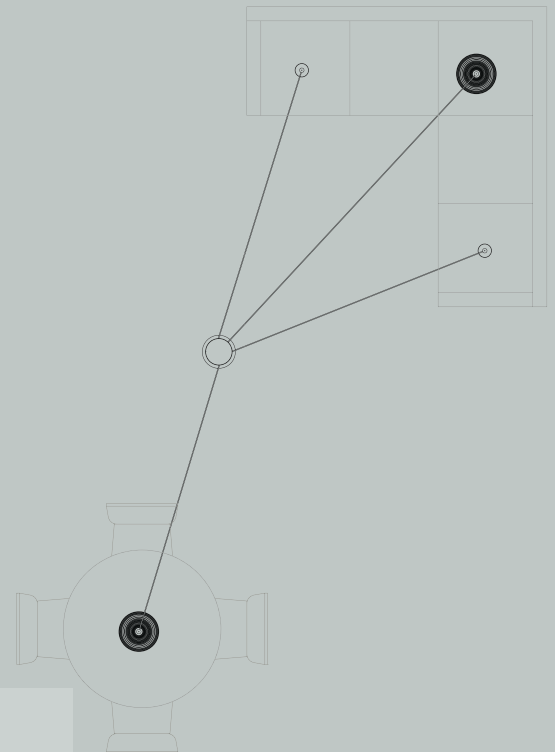
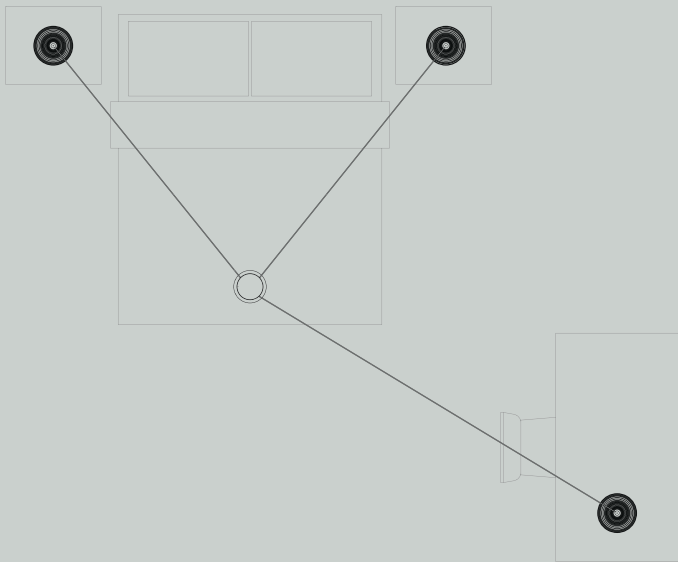

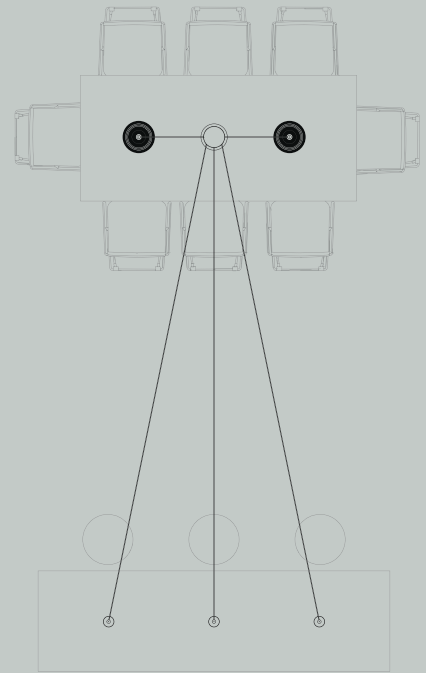
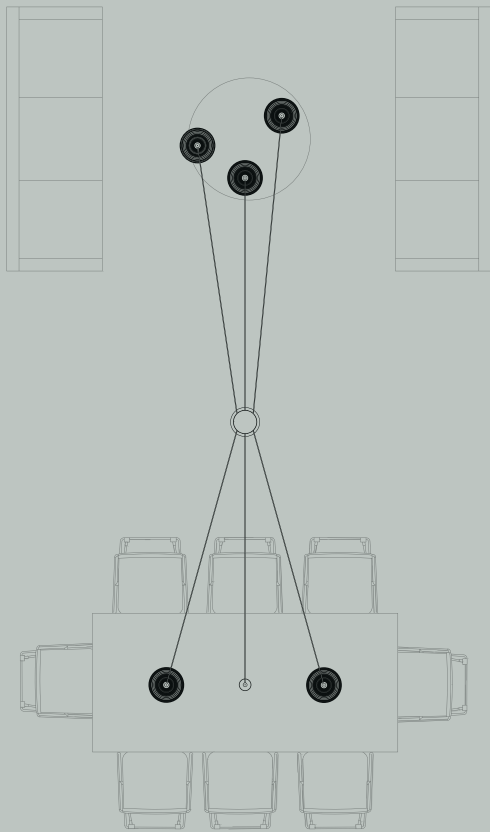
Ausgestattet mit einem innovativen Mehrfach-Einhängesystem für die Beleuchtungskörper, wodurch vielfache Zusammenstellungen möglich sind.







Completa de un inedito sistema de enganche múltiple de techo, lo que permite una gran libertad de composición.

Elle est équipée d'un nouveau système de fixation multiple au plafond des organes d'éclairage qui permet une grande modularité.

Светильник оснащен новой системой крепления на несколько подвесов, что позволяет его моделировать.





Olivia, Emma&Clio		Design_Silvia Poma 2015/2017	Registered Design			LED	CE	IP20	
						220-240 V			
	CODICE / CODE	CM Ø	H	INCHES Ø	H	LED	HALO		
Olivia Sospensione / Suspension	L097___.000.0200	13	27,4	5 1/8"	10 3/8"	Incl. LED bulb 8W E27 2700K Ra 80 1050 lm Not dimmable		max 57W E27	
Sospensione senza rosone per composizioni multiple Suspension without canopy for multiple compositions	M097___.000.0200	13	27,4	5 1/8"	10 3/8"	Incl. LED bulb 8W E27 2700K Ra 80 1050 lm Not dimmable		max 57W E27	
Rosone max 8+1 uscite Canopy max 8+1 output	M91/94/97__	21	4	8 3/8"	1 1/2"	3,50 mt cavo + appendimento in policarbonato 3,50 mt cable + polycarbonate hook			
Emma Sospensione / Suspension	L091___.000.0200	26	18,5	10 1/4"	7 3/8"	Incl. LED bulb 8W E27 2700K Ra 80 1050 lm Not dimmable		max 57W E27	
Sospensione senza rosone per composizioni multiple Suspension without canopy for multiple compositions	M091___.000.0200	26	18,5	10 1/4"	7 3/8"	Incl. LED bulb 8W E27 2700K Ra 80 1050 lm Not dimmable		max 57W E27	
Rosone max 8+1 uscite Canopy max 8+1 output	M91/94/97__	21	4	8 3/8"	1 1/2"	3,50 mt cavo + appendimento in policarbonato 3,50 mt cable + polycarbonate hook			
Clio Sospensione / Suspension	L094___.000.0200	8,5	31	3 1/8"	12 1/8"	Incl. LED bulb 8W E27 2700K Ra 80 1050 lm Not dimmable		max 57W E27	
Sospensione senza rosone per composizioni multiple Suspension without canopy for multiple compositions	M094___.000.0200	8,5	31	3 1/8"	12 1/8"	Incl. LED bulb 8W E27 2700K Ra 80 1050 lm Not dimmable		max 57W E27	
Rosone max 8+1 uscite Canopy max 8+1 output	M91/94/97__	21	4	8 3/8"	1 1/2"	3,50 mt cavo + appendimento in policarbonato 3,50 mt cable + polycarbonate hook			

Fotometrie e Classi Energetiche disponibili www.panzeri.it / Photometric data and Energy Label available at www.panzeri.it

CODICI COLORI DISPONIBILI / COLOUR CODES AVAILABLE

- 02** Nero / Black
25 Rame lucido / Polished copper



CODICI COLORI DISPONIBILI / COLOUR CODES AVAILABLE

- 52** Nero / Cristallo / Black / Crystal
53 Nero / Acciaio / Black / Steel
54 Nero / Ambra / Black / Amber
55 Nero / Bronzo / Black / Bronze
56 Nero / Tabacco / Black / Tobacco
57 Nero / Verde / Black / Green
62 Rame lucido / Cristallo / Polished copper / Crystal
63 Rame lucido / Acciaio / Polished copper / Steel
64 Rame lucido / Ambra / Polished copper / Amber
65 Rame lucido / Bronzo / Polished copper / Bronze
66 Rame lucido / Tabacco / Polished copper / Tobacco
67 Rame lucido / Verde / Polished copper / Green





Jackie_

Design_Enzo Panzeri 2015

Lampada da tavolo, terra o parete/soffitto costituita da estruso in alluminio per la struttura e pressofusione di alluminio per la testa e lo snodo. Diffusore in policarbonato con perimetro luminescente e doppia serigrafia appositamente studiata per ottimizzare il fascio luminoso e ridurre l'abbagliamento. Fascio luminoso orientabile ottenuto da 1 modulo LED composto da 18 diodi. Potenza apparecchio da 8.5W (702 lm) fino a 10W (526 lm). Luce dimmerabile con CRI≥90 per tutte le versioni (tranne versione P/B) con tecnologia STEP DIM a 5 regolazioni di intensità luminosa e luce di cortesia. Struttura rifinita con vernice poliacrilica in bianco, rosso, nero, spazzolato e verniciato colore titanio, spazzolato e verniciato colore oro satinato. Testa rotante su 2 assi grazie a un doppio snodo. Miniaturizzazione del giunto a snodo con possibilità di regolarne la tenuta. Disponibili accessori nella versione C: morsetto, perno e braccio parete. Ideale per uffici, scrivanie, studi, zone notte.

Table, floor or wall/ceiling lamp made of extruded aluminium for the structure and die-cast aluminium for the head and the junction. Diffuser in polycarbonate with luminous perimeter and double screen serigraphy, specifically designed to optimize the beam and reduce the glare. Swiveling light beam created by 1 LED module consisting of 18 diodes. Luminaire power from 8.5W (702 lm) to 10W (526 lm). Dimmable light with CRI≥90 for all versions (except for version P/B) with technology STEP DIM with 5 intensity of light settings and courtesy light. Structure in white, red, black polyacrylic paint, or brushed and colored titanium and brushed and colored satin gold. Rotating head on 2-axis through a double joint. Miniaturization of the junction with the possibility of regulating the tightness. Accessories available in the C version: clamp, pin and the wall arm. Ideal for offices, desks, studios, night zones.

Tisch-, Boden-, Wand- oder Zimmerdeckenleuchte aus stranggepresstem Aluminium, Kopf und Gelenk sind aus Aluminium-Druckguss. Die rundumleuchtende Polycarbonat-Abdeckung wird aus doppelten Siebdruck gefertigt und wurde eigens entwickelt, um die Lichtverteilung zu optimieren und die Blendung zu reduzieren. Das dreh-schwenkbar Kopf-LED-Modul besteht aus 18 Dioden, mit einer Lichtleistung von 8,5W (702 lm) bis 10W (526 lm) je nach Ausführung. Dimmbares Licht mit CRI≥90 für alle Versionen (außer P/B) mit 5 Stufen STEP-DIM-Technologie in verschiedenen Lichtintensitäten und Orientierungslicht. Erhältlich in den Farben, weiß, rot und schwarz lackiert, sowie titanfarben und Mattgold gebürstet und lackiert. Der Kopf ist dank eines doppelten Gelenks auf zwei Achsen schwenkbar. Minimalistische Anmutung durch Miniaturisierung der Gelenkverbindung; Die Madenschraube ermöglicht eine stufenlose Positionierung. Optional verschiedenes Zubehör für die Version C: Befestigungsklemme, -stift und Wandarm. Ideal für Büros, Schreibtische, Studios, Nachtbereiche.

Lámpara de mesa, de pie o de pared/techo compuesta de una estructura de extrusionado de aluminio y de un moldeado a presión de aluminio para la parte superior y el eslabón. Difusor de policarbonato con perímetro luminescente y doble serigrafía específicamente diseñada para optimizar el haz luminoso y reducir el deslumbramiento. Haz luminoso orientable, elaborado con 1 módulo LED de 18 diodos. La potencia del dispositivo varía de 8.5W (702 lm) hasta 10W (526 lm). Luz regulable con CRI ≥90 en todas las versiones (excepto la versión P/B) con tecnología STEP DIM con 5 tipos de regulación de intensidad luminosa y luz de cortesia. Estructura terminada con barniz poliácrico de color blanco, rojo, negro, titanio cepillado y barnizado. Parte giratoria en dos ejes mediante un enlace doble. Miniaturización de la junta de enlace con posibilidad de ajustar su apretadura.

Lampe de table, de sol ou à poser au mur/plafond constituée d'une structure en aluminium extrudé et d'une tête et d'une articulation en aluminium moulé sous pression. Diffuseur en polycarbonate avec un périmètre luminescent et une double sérigraphie étudiée pour optimiser le faisceau lumineux et réduire l'éblouissement. Faisceau lumineux orientable formé d'1 module LED composé de 18 diodes. Puissance de l'appareil de 8,5 W (702 lm) à 10W (526 lm). Intensité lumineuse variable avec CRI≥90 pour toutes les versions (sauf pour la version P/B) avec une technologie STEP DIM à 5 réglages d'intensité lumineuse et éclairage de courtoisie. Structure recouverte de peinture polyacrylique blanche, rouge, noire, brossée et vernie couleur titane, brossée et vernie couleur or satiné. Tête rotative sur 2 axes grâce à une double articulation. Miniaturisation du joint pivotant avec possibilité de régler sa tenue. Accessoires disponibles pour la version C: pince, pivot et bras mural. Idéale pour les bureaux, cabinets, zones de couchage.

Настольная, напольная и настенно-потолочная лампа. Структура изготовлена из экструдированного алюминия, соединительные элементы и голова из литого алюминия. Рассеиватель из поликарбоната с двойной сериграфией, светящийся по периметру, специально предназначен для оптимизации луча и уменьшения бликов. Источником света является поворотный светодиодный модуль, состоящий из 18 диодов. Светильник мощностью от 8.5W (702 lm) до 10W (526 lm). Светильник имеет показатель CRI≥90 и технологию STEP DIM с 5 степенями яркости (кроме версии P/B). Структура может быть окрашена в белый, красный или черный цвет полиакриловой краской, также доступны отделки брашированный титан и брашированное матовое золото. Поворотная голова вращается в двух плоскостях. Миниатюрные соединения с возможностью регулировки усилия. Аксессуары, доступные в C версии: струбцина, штифт и стеновой кронштейн. Идеально подходит для офисов, столов, студий и в качестве ночника.

AS AWARDED BY
THE CHICAGO
ATHENAEUM:
MUSEUM OF
ARCHITECTURE
AND DESIGN.



GERMAN
DESIGN
AWARD
SPECIAL
2016



DESIGN
AWARD
2016



Finalista Delta
Premios ADI
2016



Jackie_






Jackie_





Jackie_





Jackie_	Design_Enzo Panzeri 2015	Registered Design		LED CE IP40 (A/P/B077_ _)		
	CODICE / CODE	CM A x B	H	INCHES A x B	H	FONTI LUMINOSE / LIGHT SOURCES
Tavolo / Table	C077_ _000.0409	59 x 17,5	54	23 ¼" x 6 ⅞"	21 ⅜"	Potenza assorbita apparecchio / Luminaire power consumption 10W Flusso luminoso apparecchio / Luminaire luminous flux 526 lm 3000K Ra 90 220-240V STEP DIM
Tavolo morsetto / Table clamp	CM077_ _000.0409	59 x 10,5	53	23 ¼" x 4 ½"	20 ⅞"	Potenza assorbita apparecchio / Luminaire power consumption 10W Flusso luminoso apparecchio / Luminaire luminous flux 526 lm 3000K Ra 90 220-240V STEP DIM
Tavolo perno / Table pin	CP077_ _000.0409	59 x 10,5	53	23 ¼" x 4 ½"	20 ⅞"	Potenza assorbita apparecchio / Luminaire power consumption 10W Flusso luminoso apparecchio / Luminaire luminous flux 526 lm 3000K Ra 90 220-240V STEP DIM
Braccio parete / Wall bracket	CA077_ _000.0409	59 x 10,5	54	23 ¼" x 4 ½"	21 ⅜"	Potenza assorbita apparecchio / Luminaire power consumption 10W Flusso luminoso apparecchio / Luminaire luminous flux 526 lm 3000K Ra 90 220-240V STEP DIM
Terra / Floor	T077_ _000.0409	59 x 23	128	23 ¼" x 9"	50 ⅜"	Potenza assorbita apparecchio / Luminaire power consumption 10W Flusso luminoso apparecchio / Luminaire luminous flux 526 lm 3000K Ra 90 220-240V STEP DIM
Faretto parete / Wall spot	A077_ _000.0409	20 x 10,5	8,5	7 ⅞" x 4 ½"	3 ⅜"	Potenza assorbita apparecchio / Luminaire power consumption 10W Flusso luminoso apparecchio / Luminaire luminous flux 526 lm 3000K Ra 90 220-240V STEP DIM
Faretto parete-soffitto / Wall ceiling spot	P077_ _000.0101	20 x 10,5	8,5	7 ⅞" x 4 ½"	3 ⅜"	Potenza assorbita apparecchio / Luminaire power consumption 8,5W Flusso luminoso apparecchio / Luminaire luminous flux 702 lm 3000K Ra 80 220-240V
LED Spotlight per binario / Spotlight for electrified track	B077_ _000.0701	26 x 10,5		10 ¼" x 4 ½"		Potenza assorbita apparecchio / Luminaire power consumption 8,5W Flusso luminoso apparecchio / Luminaire luminous flux 702 lm 3000K Ra 80 220-240V

Fotometrie e Classi Energetiche disponibili www.panzeri.it / Photometric data and Energy Label available at www.panzeri.it

CODICI COLORI DISPONIBILI / COLOUR CODES AVAILABLE

01 Bianco
White

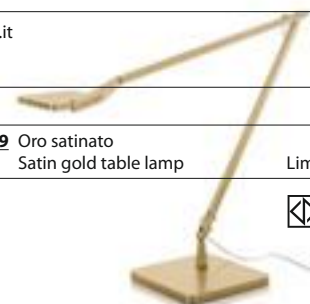

02 Nero
Black

03 Rosso
Red

30 Titanio
Titanium

19 Oro satinato
Satin gold table lamp

Limited edition



Jackie IoT

Design Enzo Panzeri 2015



La versione Jackie IoT, oltre alla regolazione tramite TOUCH DIM, integra la versione stand alone di dimmerazione usando L'App di Panzeri su smartphone o tablet. Grazie al sensore ed al modulo Bluetooth integrato, nella lampada sono disponibili le funzioni di rilevamento presenza, accensione programmata e rilevamento di luminosità/temperatura/umidità all'interno dell'ambiente. Il sensore assicura delle misurazioni accurate in qualsiasi ambiente. Inoltre, queste integrazioni tecnologiche permettono a Jackie IoT di essere abilitata ad interagire e diventare fulcro del sistema Otomo®: un sistema di Building Automation nato per garantire il massimo risparmio energetico in ambienti direzionali. Ogni apparecchio Jackie IoT funziona da ripetitore wireless creando una rete mesh e garantendo la regolazione automatica ed il controllo (luci, temperatura, tapparelle) di vari ambienti.

The Jackie IoT version, besides TOUCH DIM regulation, integrates a stand-alone dimming version using the Panzeri's app for smartphone and tablet. Thanks to the sensor and the integrated module Bluetooth are available functions as programming on/off cycle, presence / brightness / temperature and humidity detection. The sensor ensures accurate measurements in any environment. Moreover, these technological integrations allow Jackie IoT to interact and become the focus of the Otomo® system: a building automation system created to ensure maximum energy savings in executive offices. Each Jackie IoT unit works as a wireless repeater, creating a mesh network and ensuring the automatic regulation and control (lighting, temperature, blinds) for various environments.

Jackie IoT

Design_Enzo Panzeri 2015

Registered Design


LED CE IP40 (A077)

	CODICE / CODE	CM A x B	H	INCHES A x B	H	FONTI LUMINOSE / LIGHT SOURCES
Tavolo / Table	C077_000.0413	59 x 17,5	54	23 ¼" x 6 ¾"	21 ¾"	Potenza assorbita apparecchio / Luminaire power consumption 10W Flusso luminoso apparecchio / Luminaire luminous flux 526 lm 3000K Ra 90 220-240V IoT STEP DIM
Tavolo morsetto / Table clamp	CM077_000.0413	59 x 10,5	53	23 ¼" x 4 ½"	20 7/8"	Potenza assorbita apparecchio / Luminaire power consumption 10W Flusso luminoso apparecchio / Luminaire luminous flux 526 lm 3000K Ra 90 220-240V IoT STEP DIM
Tavolo perno / Table pin	CP077_000.0413	59 x 10,5	53	23 ¼" x 4 ½"	20 7/8"	Potenza assorbita apparecchio / Luminaire power consumption 10W Flusso luminoso apparecchio / Luminaire luminous flux 526 lm 3000K Ra 90 220-240V IoT STEP DIM
Braccio parete / Wall bracket	CA077_000.0413	59 x 10,5	54	23 ¼" x 4 ½"	21 ¾"	Potenza assorbita apparecchio / Luminaire power consumption 10W Flusso luminoso apparecchio / Luminaire luminous flux 526 lm 3000K Ra 90 220-240V IoT STEP DIM
Terra / Floor	T077_000.0413	59 x 23	128	23 ¼" x 9"	50 ¾"	Potenza assorbita apparecchio / Luminaire power consumption 10W Flusso luminoso apparecchio / Luminaire luminous flux 526 lm 3000K Ra 90 220-240V IoT STEP DIM
Terra / Floor	A077_000.0413	20 x 10,5	8,5	7 7/8" x 4 ½"	3 ½"	Potenza assorbita apparecchio / Luminaire power consumption 10W Flusso luminoso apparecchio / Luminaire luminous flux 526 lm 3000K Ra 90 220-240V IoT STEP DIM

Fotometrie e Classi Energetiche disponibili www.panzeri.it / Photometric data and Energy Label available at www.panzeri.it

CODICI COLORI DISPONIBILI / COLOUR CODES AVAILABLE

01 Bianco White **02** Nero Black **03** Rosso Red **30** Titanio Titanium





COS'É

OTOMO è un network di controlli bluetooth nato per gestire l'ottimizzazione, il risparmio energetico e il controllo dell'ufficio tramite smartphone e dispositivi mobili.

EFFICIENTE

Installazione veloce e prodotto affidabile. Nessuna logica da programmare: abbiamo pensato a tutto noi.

PROFESSIONALE

Guidato dall'esperienza nella building automation ideato da specialisti, per professionisti.

TECHNOLOGY DRIVEN

Internet of Things, Domotica, Cloud, Risparmio, Controllo, Gestione aziendale. Finalmente, il valore è aggiunto.

COMPREHENSIVE

Tutto quello che serve, senza intoppi.

OTOMO è un sistema ideato per gestire il comfort ed il risparmio energetico degli uffici.

Si basa sul **RICONOSCIMENTO DELLA PRESENZA DI UN UTENTE IN UN AMBIENTE** per **ottimizzare la gestione della luce, compiere azioni automatiche per produrre risparmio energetico, controllare i parametri ambientali e climatici.**

La tecnologia usata è il Bluetooth Low Energy (BLE). Si sfrutta la rete mesh generata dal sistema per rilevare un utente dotato di un dispositivo mobile bluetooth Apple o Android.

WHAT IS

OTOMO is a network of bluetooth controls born to manage optimization, energy saving and office control through smartphone and mobile devices.

EFFICIENT

Fast installation, reliable products. No logic to be set up, we thought of everything for you.

PROFESSIONAL

Driven from wide experience in building automation, designed from specialists for professionals.

TECHNOLOGY DRIVEN

Internet of Things, Domotics, Cloud, Savings, Control, Company management. The added value, finally.

COMPREHENSIVE

Everything you need, no hitches & glitches.

OTOMO is a system designed to optimize comfort and energy saving in office buildings. It works detecting the **PRESENCE OF A USER IN AN ENVIRONMENT** and consequently **managing lighting, energy saving, environmental and climatic parameters.**

The technology used is Bluetooth Low Energy (BLE) along with a MESH network generated by the system to detect users equipped with an Apple or Android mobile device.



COSA CONTROLLA

Gestione automatica - e/o relazionata alla presenza dell'utente - di:
LUCI
TAPPARELLE E VARCHI
RAFFREDDAMENTO / RISCALDAMENTO
MOTORIZZAZIONI

- Verifica dei parametri di luminosità degli ambienti
- Regolazione e dimmerazione della luminosità costante attraverso sensori di luminosità posti sul tavolo di lavoro
- Apertura/chiusura e controllo delle lamelle di veneziane per ottimizzare i consumi energetici
- Spegnimento automatico delle zone
- Gestione della luce biodinamica e del ciclo circadiano

OTOMO È APP

Ogni automatismo può essere variato immediatamente, passando al controllo manuale tramite l'APP [iOs o Android] che può VISUALIZZARE: luminosità dell'ambiente
temperatura locale
umidità relativa
stato dei colleghi (libero/occupato)
e CONTROLLARE luci, tapparelle, veneziane, termoregolazioni, varchi. Anche da remoto.

OTOMO È CLOUD

I prodotti comunicano con una infrastruttura Cloud in grado di ri elaborare dati, fornire reports, gestire gli utenti del sistema, consentire il controllo da remoto dei sistemi e il loro aggiornamento.
Controllo remoto dell'impianto
Notifiche presenza utenti in aree non autorizzate/giorni festivi
Funzioni di alert presenza relative a gruppi di lavoro

WHAT IT CONTROLS

Automatic and/or presence-dependent management of:
LIGHTING
BLINDS AND GATES
COOLING / HEATING
AUTOMATIONS

- Lux metering
- Control and constant brightness dimming through lux meters installed on the work table
- Energy savings thanks to time and daylight-dependent shading control
- Automatic zones shutdown
- Management of biodynamic light

OTOMO IS APP

Each automated control can be immediately changed, switching to manual control using the APP [iOs or Android] which can DISPLAY: room brightness
room temperature
relative humidity
colleagues status (free/busy)
and CONTROL lights, blinds, shades, temperature controls, gates. Even remotely

OTOMO IS CLOUD

The devices communicate with a cloud infrastructure reprocessing data, providing reports, managing users and allowing remote updating and monitoring.
Remote installation control
Users presence alerts for non authorised areas or during public holiday
Alert associated to the presence of Working Group generated in the OTOMO's app



TECNOLOGIA

BLUETOOTH LOW ENERGY - BLE

Il Bluetooth è uno standard per le comunicazioni wireless. La tecnologia Bluetooth è fortemente impiegata per trasferire informazioni tra due o più dispositivi "vicini" (range 30m).

Bluetooth Low Energy - BLE (noto anche come Bluetooth Smart) è uno sviluppo della tecnologia Bluetooth ed ha come caratteristica più importante l'ulteriore riduzione dei consumi richiesti per il trasferimento dei dati.

La tecnologia Bluetooth non richiede una rete Wi-Fi attiva né nessun cablaggio, la frequenza del BLE è uguale in tutte le aree geografiche del mondo e garantisce un alto livello di crittografia e protezione oltre ad una compatibilità impareggiabile per dispositivi mobili, smartphones, tablet.

DALI – DIGITAL ADDRESSABLE LIGHTING INTERFACE

DALI è lo standard internazionale (IEC 62386) specifico per l'illuminazione, adottato da diversi costruttori di reattori elettronici:

- accettato universalmente
- può connettere fino a 64 dispositivi ECG (Electronic Control Gear)
- cablaggio semplificato su bus dedicato
- controllo broadcast di tutti gli ECG

TECHNOLOGY

BLUETOOTH LOW ENERGY - BLE

Bluetooth is an international standard for wireless communications. The Bluetooth technology is widely used to transfer information between two or more devices in the neighborhood (range 30mt).

Bluetooth Low Energy - BLE (also known as Bluetooth Smart) is an evolution of Bluetooth technology and its most important feature is the further reduction of the power consumption required for data transfer.

Bluetooth doesn't require an operating Wi-fi network, any cabling, BLE's frequency is equal in every geographical area of the world, and is assuring high level of cryptography and protection together with unpaired compatibility to mobile devices, smart-phones, tablets.

DALI – DIGITAL ADDRESSABLE LIGHTING INTERFACE

DALI is the lighting international standard adopted by several manufacturers of electronic control gears.

- universally accepted
- it can connect up to 64 devices ECG (Electronic Control Gear)
- simplified wiring on a dedicated bus
- broadcast control of all ECGs



Rings Collection_

Design_Enzo Panzeri 2015/2016

Serie di anelli in alluminio verniciato bianco, nero o foglia oro, dotati di schede LED di potenza per soluzioni progettuali personalizzate in ambienti domestici o grandi composizioni per uffici, strutture ricettive e spazi pubblici. A richiesta altri colori.

Set of aluminium rings painted white, black or in gold leaf, equipped with power LEDs for customised design solutions for the home or large compositions for offices, hotels and public spaces. On request other colours.

Weiß lackierte, schwarz oder mit Blattgold beschichtete Aluminiumringe mit LED-Leistungskarten für individuelle Gestaltungen in Wohnungen oder groß angelegten Büroräumen, Hotelbetrieben und öffentlichen Einrichtungen. Auf Anfrage andere Farben.


Serie de anillos de aluminio barnizado blanco, negro o pan de oro, completas de High Power LED chip para soluciones proyectivas personalizadas en ambientes domésticos o grandes composiciones para oficinas, estructuras de recepción y espacios públicos. A petición otras colores.

Série d'anneaux en aluminium peint en blanc, noir ou feuille d'or, avec les conseils LED de puissance pour solutions de conceptions personnalisées à la maison ou grandes compositions pour les bureaux, les hôtels et les espaces publics. Sur demande autres couleurs.

Серия алюминиевых колец окрашенных в белый, черное цвет или покрытых сусальным золотом, оснащены мощными светодиодами. Подойдут для индивидуальных дизайнерских решений для дома и больших композиций для офисов, гостиниц и общественных помещений.



GERMAN
DESIGN
AWARD
SPECIAL
2017



Silver Ring ceiling_

Ø 180

Golden Ring_

Ø 80

Silver Ring_

Ø 120

Ø 80




Rings Collection

Golden Ring_

Ø 120

Ø 180





Rings Collection

Golden Ring_

Design_Enzo Panzeri 2015

Anello a sospensione in alluminio piegato con schermo superiore e inferiore in policarbonato opale ad alta trasmittanza. Emissione di luce diretta e indiretta (solo diretta nella versione L081_080.0108) tramite modulo LED. Potenza apparecchio da 48W a 398W e flusso luminoso dell'apparecchio da 3421 lm a 29327 lm, con dimmerazione DALI/PUSH DIM di serie su tutte le versioni (tranne L081_080.0108). Possibilità di avere LED 4000K su richiesta. Anello rifinito con vernice poliacrilica color bianco, nero o decorata a mano con foglia oro. Possibilità di personalizzare i colori. Sospensione tramite 3 cavi in acciaio (6 nella versione 3000). Spedizione del prodotto in un pezzo unico; la versione 3000 viene spedita in due semicerchi. Ideale per ambienti residenziali, grandi composizioni per uffici, strutture ricettive e spazi pubblici.


Suspension ring in curved aluminium with top and bottom high-transmittance screens in opal polycarbonate. Emission of both direct and indirect light (direct only in the L081_080.0108 version) through LED modules. Luminaire power ranging from 48W to 398W and luminous flux from 3421 lm to 29327 lm.

All versions (except L081_080.0108) provided with DALI/PUSH DIM dimming. Possibility of having LED 4000K upon request. Ring eventually finished in polyacrylic white paint or black hand-decorated with golden leaf. Possibility to customize the colors. Suspended by means of 3 steel cables (6 in the 3000 version). Delivery of the product in a single piece; The 3000 version is shipped in two semicircles. Ideal for residential spaces, great compositions for offices, hospitality and public spaces.



Rings Collection
Golden Ring_





Golden Ring_		Design_Enzo Panzeri 2015	Registered Design	LED CE IP40 850°		
	CODICE / CODE	CM Ø	H	INCHES Ø	H	FONTE LUMINOSE / LIGHT SOURCES
Sospensione / Suspension	L081__080.0108	ext. 78 / int. 56	15	ext. 30 ¾" / int. 22"	6"	Potenza assorbita apparecchio / Luminaire power consumption 48W Flusso luminoso apparecchio / Luminaire luminous flux 3421 lm 3000K Ra 80 220-240V
	L081__080.0102	ext. 78 / int. 56	15	ext. 30 ¾" / int. 22"	6"	Potenza assorbita apparecchio / Luminaire power consumption 96W Flusso luminoso apparecchio / Luminaire luminous flux 3421+3421 lm 3000K Ra 80 220-240V DALI / PUSH DIM *
	L081__120.0102	ext. 123 / int. 102	15	ext. 48 ¾" / int. 40 ½"	6"	Potenza assorbita apparecchio / Luminaire power consumption 160W Flusso luminoso apparecchio / Luminaire luminous flux 5865+5865 lm 3000K Ra 80 220-240V DALI / PUSH DIM *
	L081__180.0102	ext. 183 / int. 161	15	ext. 72 ¾" / int. 63 ¾"	6"	Potenza assorbita apparecchio / Luminaire power consumption 238W Flusso luminoso apparecchio / Luminaire luminous flux 8798+8798 lm 3000K Ra 80 220-240V DALI / PUSH DIM *
	M81__-3	20		7 7/8"		Rosone opzionale per raggruppamento cavi acciaio (Ø 80-120-180) Optional canopy to join steel cables (Ø 80-120-180)
	L081__300.0102**	ext. 301 / int. 279	15	ext. 118 ¾" / int. 110"	6"	Potenza assorbita apparecchio / Luminaire power consumption 398W Flusso luminoso apparecchio / Luminaire luminous flux 14663+14663 lm 3000K Ra 80 220-240V DALI / PUSH DIM *
	M81__-6	30		11 5/8"		Rosone opzionale per raggruppamento cavi acciaio (Ø 300) Optional canopy to join steel cables (Ø 300)

* L081__080.0102 max 4 fixtures push dim

120 max 2 fixtures push dim

180 max 2 fixtures push dim

300 max 1 fixtures push dim

** Fixture in 2 parts to compose

Fotometrie e Classi Energetiche disponibili www.panzeri.it / Photometric data and Energy Label available at www.panzeri.it

CODICI COLORI DISPONIBILI / COLOUR CODES AVAILABLE

DISPONIBILI A RICHIESTA LED 4000K / ON REQUEST 4000K LED AVAILABLE

01 Bianco White **02** Nero Black **21** Foglia oro Gold leaf



Rings Collection

Golden Ring_

Ø 300



Rings Collection

Silver Ring wall_

Ø 80

Ø 120

Ø 180





Rings Collection

Silver Ring_

Design_Enzo Panzeri 2016

Anello in alluminio con schermo inferiore in policarbonato opale ad alta trasmittanza. Disponibile nelle versioni parete/soffitto e sospensione. Emissione di luce diretta attraverso modulo LED. Potenza apparecchio da 48W a 120W e flusso luminoso dell'apparecchio da 3421 lm a 8798 lm, con dimmerazione DALI/PUSH DIM di serie su tutte le versioni. Possibilità di avere LED 4000K su richiesta. Anello rifinito con vernice poliaccrilica color bianco, nero o decorata a mano con foglia oro. Possibili colori custom su richiesta. Versione a sospensione fornita con 3 cavi in acciaio regolabili in lunghezza (6 cavi per \varnothing 1800). Versioni a parete/soffitto fornite di kit di montaggio semplificato. Ideale per ambienti residenziali, grandi composizioni per uffici, strutture ricettive e spazi pubblici. Spedizione del prodotto in un pezzo unico già assemblato.

Aluminium ring with bottom high-transmittance screen in opal polycarbonate. Available in wall/ceiling and suspension versions. Emission of direct light provided by LED module. Luminaire power from 48W to 120W and luminaire luminous flux from 3421 lm to 8798 lm, with DALI/PUSH DIM dimming on all versions. Possibility of having LED 4000K upon request. Ring eventually finished in polyacrylic paint in white, black or hand-decorated with golden leaf. Possible custom colors upon request. Suspended version supplied with 3 steel cables adjustable in length (6 cables for \varnothing 1800 version). The wall/ceiling version is supplied with a simplified mounting kit. Ideal for residential use, great compositions for offices, hospitality facilities and public spaces. Delivery of the product in a single piece already assembled.

Rings Collection

Silver Ring_

Ø 120

Ø 80





Rings Collection


Silver Ring ceiling_

Ø 180

Ø 120

Ø 80








Silver Ring_

Design_Enzo Panzeri 2016

LED CE IP40 850°

	CODICE / CODE	CM Ø	H	INCHES Ø	H	FONTI LUMINOSE / LIGHT SOURCES
Sospensione / Suspension	L082_-.080.0102	ext. 78 / int. 56	8	ext. 30 3/4" / int. 22"	3 1/2"	Potenza assorbita apparecchio / Luminaire power consumption 48W Flusso luminoso apparecchio / Luminaire luminous flux 3421 lm 3000K Ra 80 220-240V DALI / PUSH DIM *
	 Direct light	Cable length 200 / 78 1/2"				
	L082_-.120.0102	ext. 123 / int. 102	8	ext. 48 3/8" / int. 40 1/2"	3 1/2"	Potenza assorbita apparecchio / Luminaire power consumption 81W Flusso luminoso apparecchio / Luminaire luminous flux 5865 lm 3000K Ra 80 220-240V DALI / PUSH DIM *
	 Direct light	Cable length 500 / 197"				
Soffitto-parete / Ceiling-wall	L082_-.180.0102	ext. 183 / int. 161	8	ext. 72 1/8" / int. 63 3/8"	3 1/2"	Potenza assorbita apparecchio / Luminaire power consumption 120W Flusso luminoso apparecchio / Luminaire luminous flux 8798 lm 3000K Ra 80 220-240V DALI / PUSH DIM *
	 Direct light	Cable length 500 / 197"				
	P082_-.080.0102	ext. 78 / int. 56	8	ext. 30 3/4" / int. 22"	3 1/2"	Potenza assorbita apparecchio / Luminaire power consumption 48W Flusso luminoso apparecchio / Luminaire luminous flux 3421 lm 3000K Ra 80 220-240V DALI / PUSH DIM *
	P082_-.120.0102	ext. 123 / int. 102	8	ext. 48 3/8" / int. 40 1/2"	3 1/2"	Potenza assorbita apparecchio / Luminaire power consumption 81W Flusso luminoso apparecchio / Luminaire luminous flux 5852 lm 3000K Ra 80 220-240V DALI / PUSH DIM *
	P082_-.180.0102	ext. 183 / int. 161	8	ext. 72 1/8" / int. 63 3/8"	3 1/2"	Potenza assorbita apparecchio / Luminaire power consumption 120W Flusso luminoso apparecchio / Luminaire luminous flux 8770 lm 3000K Ra 80 220-240V DALI / PUSH DIM *

* 80 / 120 / 180 max 4 fixtures push dim

Fotometrie e Classi Energetiche disponibili www.panzeri.it / Photometric data and Energy Label available at www.panzeri.it

CODICI COLORI DISPONIBILI / COLOUR CODES AVAILABLE

DISPONIBILI A RICHIESTA LED 4000K / ON REQUEST 4000K LED AVAILABLE

01 Bianco
White

02 Nero
Black

21 Foglia oro
Gold leaf





Rings Collection

Planet Ring suspension_

Ø 100

Ø 70

Planet Ring recessed_

Ø 70

Rings Collection

Planet Ring_

Design_Studio Tecnico 2016

Lampada nelle versioni sospensione, parete/soffitto e incasso in metallo e schermo diffusore in policarbonato opale. Emissione di luce diretta attraverso modulo LED. Potenza apparecchio da 28,6W a 139W e flusso luminoso dell'apparecchio da 2315 lm a 12345 lm. Possibilità di avere LED 4000K su richiesta. Tutte le versioni sono disponibili con dimmerazione DALI/PUSH DIM o luce d'emergenza. Struttura rifinita con vernice poliaccrilica in bianco (disponibili colori custom su richiesta). Schermo diffusore ad alta trasmittanza con fissaggio magnetico e scheda LED ad aggancio rapido per facile accesso alla componentistica elettronica on board. Spedizione del prodotto in un pezzo unico. Ideale per uffici, strutture ricettive o uso residenziale.

Suspension, wall/ceiling and recessed lamp in metal with high transmittance opal polycarbonate diffuser screen. Emission of direct light provided by a LED module. Luminaire power ranging from 28.6W to 139W and luminaire luminous flux from 2315 lm to 12345 lm. Possibility of having LED 4000K upon request. All versions are also available with DALI/PUSH DIM dimming or emergency light. Fixture finished in polyacrylic paint in white (custom colors available on request). The diffuser screen is fastened with magnets. LED board with quick connection for easy access to the electronic components on board. Delivery of the product in a single piece. Ideal for offices, hospitality facilities or residential use.

Rings Collection

Planet Ring suspension_

Ø 100

Planet Ring_

Ø 70

Ø 40





Rings Collection

Planet Ring_

Ø 40





Planet Ring_

Design_Studio Tecnico 2016

LED CE IP40 850°


	CODICE / CODE	CM Ø	H	INCHES Ø	H	FONTI LUMINOSE / LIGHT SOURCES
Soffitto / Ceiling	P08301.040.0101	41	9	16 1/8"	3 5/8"	Potenza assorbita apparecchio / Luminaire power consumption 28,6W Flusso luminoso apparecchio / Luminaire luminous flux 2315 lm 3000K Ra 80 220-240V
	P08301.040.0102 DALI / PUSH DIM					
	P08301.040.0107 1H/12H EMERGENCY					
	P08301.070.0101	65	9	25 3/8"	3 5/8"	Potenza assorbita apparecchio / Luminaire power consumption 72W Flusso luminoso apparecchio / Luminaire luminous flux 6173 lm 3000K Ra 80 220-240V
	P08301.070.0102 DALI / PUSH DIM					
	P08301.070.0107 1H/12H EMERGENCY					
	P08301.100.0101	95	9	37 3/8"	3 5/8"	Potenza assorbita apparecchio / Luminaire power consumption 139W Flusso luminoso apparecchio / Luminaire luminous flux 12345 lm 3000K Ra 80 220-240V
	P08301.100.0102 DALI / PUSH DIM					
	P08301.100.0107 1H/12H EMERGENCY					
Sospensione / Suspension	L08301.070.0101	65	9	25 3/8"	3 5/8"	Potenza assorbita apparecchio / Luminaire power consumption 72W Flusso luminoso apparecchio / Luminaire luminous flux 6173 lm 3000K Ra 80 220-240V
	L08301.070.0102 DALI / PUSH DIM			Cable length 200 / 78 1/2"		
	L08301.070.0107 1H/12H EMERGENCY					
	L08301.100.0101	95	9	37 3/8"	3 5/8"	Potenza assorbita apparecchio / Luminaire power consumption 139W Flusso luminoso apparecchio / Luminaire luminous flux 12345 lm 3000K Ra 80 220-240V
	L08301.100.0102 DALI / PUSH DIM			Cable length 200 / 78 1/2"		
	L08301.100.0107 1H/12H EMERGENCY					
Incasto / Recessed	X08301.040.0101	43	9	17"	3 5/8"	Potenza assorbita apparecchio / Luminaire power consumption 28,6W Flusso luminoso apparecchio / Luminaire luminous flux 2315 lm 3000K Ra 80 220-240V
	X08301.040.0102 DALI / PUSH DIM					
	X08301.040.0107 1H/12H EMERGENCY					
	X08301.070.0101	67	9	26 3/8"	3 5/8"	Potenza assorbita apparecchio / Luminaire power consumption 72W Flusso luminoso apparecchio / Luminaire luminous flux 6173 lm 3000K Ra 80 220-240V
	X08301.070.0102 DALI / PUSH DIM					
	X08301.070.0107 1H/12H EMERGENCY					
	X08301.100.0101	98	9	38 3/8"	3 5/8"	Potenza assorbita apparecchio / Luminaire power consumption 139W Flusso luminoso apparecchio / Luminaire luminous flux 12345 lm 3000K Ra 80 220-240V
	X08301.100.0102 DALI / PUSH DIM					
	X08301.100.0107 1H/12H EMERGENCY					

Fotometrie e Classi Energetiche disponibili www.panzeri.it / Photometric data and Energy Label available at www.panzeri.it

CODICI COLORI DISPONIBILI / COLOUR CODES AVAILABLE

DISPONIBILI A RICHIESTA LED 4000K / ON REQUEST 4000K LED AVAILABLE

01 Bianco
White



One_

Design_Team Design 2010



Lampade LED da sospensione e soffitto in tubo tondo di alluminio nei colori: bianco, foglia oro.

LED suspension and ceiling lamp in round aluminium tube. White, gold leaf.

LED Hänge-und Deckenleuchte in Aluminium Rundrohr. Weiß, Blattgold.

LED lámpara de mesa, de techo en tubo redondo de aluminio. Blanco, pan de oro.

LED plafonnier et suspension en tube rond en aluminium. Blanc, feuille d'or.

LED Подвесные и потолочные светильники из круглой алюминиевой трубы. Доступны отделки: белый, сусальное золото.



One_





One_	Design_Team Design 2010					LED CE IP40
	CODICE / CODE	CM Ø	H	INCHES Ø H		FONTI LUMINOSE / LIGHT SOURCES
Sospensione / Suspension	L037_000.0101	10,5	38	4 1/8"	15"	Potenza assorbita apparecchio / Luminaire power consumption 15W Flusso luminoso apparecchio / Luminaire luminous flux 1097 lm 3000K Ra 80 220-240V
Sospensione / Suspension	L037_000.0102	10,5	38	4 1/8"	15"	Potenza assorbita apparecchio / Luminaire power consumption 15W Flusso luminoso apparecchio / Luminaire luminous flux 1097 lm 3000K Ra 80 220-240V DALI / PUSH DIM
Soffitto / Ceiling	P037_000.0101	10,5	21	4 1/8"	8 1/4"	Potenza assorbita apparecchio / Luminaire power consumption 15W Flusso luminoso apparecchio / Luminaire luminous flux 1097 lm 3000K Ra 80 220-240V
Soffitto / Ceiling	P037_000.0102	10,5	21	4 1/8"	8 1/4"	Potenza assorbita apparecchio / Luminaire power consumption 15W Flusso luminoso apparecchio / Luminaire luminous flux 1097 lm 3000K Ra 80 220-240V DALI / PUSH DIM

Fotometrie e Classi Energetiche disponibili www.panzeri.it / Photometric data and Energy Label available at www.panzeri.it

CODICI COLORI DISPONIBILI / COLOUR CODES AVAILABLE


01 Bianco
White

21 Foglia oro
Gold leaf




One_






Teatro Astra - San Donà di Piave, VE, Italia
Arch. Gonçalo Byrne

"One" Custom





Lampade LED da sospensione e soffitto in tubo quadro di alluminio nei colori: bianco, foglia oro.

LED suspension and ceiling lamp in squared aluminium tube. White, gold leaf.

LED Hänge-und Deckenleuchte in Aluminium Vierkantröhr. Weiß, Blattgold.

LED lámpara de mesa, de techo en tubo cuadrado de aluminio. Blanco, pan de oro.

LED plafonnier et suspension en tube carré en aluminium. Blanc, feuille d'or.

LED Подвесные и потолочные светильники из квадратной алюминиевой трубы. Доступны в отделках: белый, сусальное золото.



Two_







Two_



Private House - Sicilia, Italia

Two_	Design_Team Design 2010					LED CE IP40
	CODICE / CODE	CM A x B	H	INCHES A x B	H	FONTI LUMINOSE / LIGHT SOURCES
Sospensione / Suspension	L038_-.000.0106	8 x 8	38	3 1/8" x 3 1/8"	15"	Potenza assorbita apparecchio / Luminaire power consumption 10W Flusso luminoso apparecchio / Luminaire luminous flux 630 lm 3000K Ra 80 220-240V
Soffitto / Ceiling	P038_-.000.0106	8 x 8	8,7	3 1/8" x 3 1/8"	3 1/2"	Potenza assorbita apparecchio / Luminaire power consumption 10W Flusso luminoso apparecchio / Luminaire luminous flux 630 lm 3000K Ra 80 220-240V
Accessorio dimmerabile Dimming device	XM14/230	5,1 x 3,2	1,8	2" x 1 1/4"	5/8"	Dimmer per moduli LED a 230V 5÷100W/ Dimmer for 230V 5÷100W LED modules

Fotometrie e Classi Energetiche disponibili www.panzeri.it / Photometric data and Energy Label available at www.panzeri.it

CODICI COLORI DISPONIBILI / COLOUR CODES AVAILABLE

01 Bianco
White

21 Foglia oro
Gold leaf



Three_

Design_Team Design 2011



Lampada LED da parete/soffitto in alluminio verniciato poliaccrilico bianco e vetro satinato.

LED wall/ceiling lamp in Aluminium colored in white polyacrylic paint and mat glass.

LED Wand-Deckenleuchte in Aluminium weiß lackiert und satiniertes Glas

Lámpara LED de pared/techo de aluminio, con barniz poliacrílico, de color blanco y cristal esmerilado.

Applique murale/plafond LED en aluminium peint en polyacrylique blanc ou verre satiné.

Светодиодный настенно-потолочный светильник из алюминия окрашен в белый цвет полиакриловой краской, матовое стекло.





Three_



Three_	Design_Team Design 2011		Registered Design		LED	CE	IP40
	CODICE / CODE	CM A x B	H	INCHES A x B	H	FONTI LUMINOSE / LIGHT SOURCES	
Soffitto-parete / Ceiling-wall	P03901.011.0106	11 x 11	11	4 1/2" x 4 1/2"	4 1/2"	Potenza assorbita apparecchio / Luminaire power consumption 10W Flusso luminoso apparecchio / Luminaire luminous flux 630 lm 3000K Ra 80 220-240V	
	P03901.015.0106	15 x 15	15	6" x 6"	6"	Potenza assorbita apparecchio / Luminaire power consumption 15W Flusso luminoso apparecchio / Luminaire luminous flux 1012 lm 3000K Ra 80 220-240V	
Accessorio dimmerabile Dimming device	XM14/230	5,1 x 3,2	1,8	2" x 1 1/4"	5/8"	Dimmer per moduli LED a 230V 5÷100W/ Dimmer for 230V 5÷100W LED modules	

Fotometrie e Classi Energetiche disponibili www.panzeri.it / Photometric data and Energy Label available at www.panzeri.it

CODICI COLORI DISPONIBILI / COLOUR CODES AVAILABLE

01 Bianco
White



Toy_

Design_Highlight 2007



Lampade a parete con fascia in metallo o acciaio e diffusore in vetro . Emissione di luce diretta e indiretta ottenuta da una fonte luminosa LED. Fascia metallica rifinita con vernice poliaccrilica in bianco o fascia metallica in acciaio inox lucida o satinata o decorata a mano con foglia oro. La fascia esterna non presenta viti a vista, perché fissata con meccanismo elastico. Lunghezze standard da 7 a 90 cm. Ideale per ambienti residenziali e progetti moderni e minimalistici.

Wall lamps in metal or steel cover and glass diffuser. Direct and indirect light provided by LED sources. Metal cover in white polyacrylic paint or in polished or mat stainless steel or hand-decorated golden leaf. The metal cover has no visible screws since fastened by an elastic mechanism. Standard lengths from 7 to 90 cm. Ideal for residential use and modern and minimalist projects.

Wandleuchten aus Metall oder Stahl mit Glasdiffusor. Direkte und indirekte Beleuchtung durch LED-Platinen up / down. Leuchtenkörper wahlweise aus weiß lackiert poliertem oder mattem Edelstahl oder in Handarbeit mit Blattgold, - beschichtet. Werkzeuglose Montage des Leuchtenkörpers durch Klickmechanismus, dadurch keine sichtbaren Schrauben. Standardlängen von 7cm bis 90 cm. Ideal im Wohnbereich und für moderne, minimalistische Projekte.

Lámparas de pared con banda de metal o acero, y difusor de cristal. Emisión de luz directa e indirecta originada por una fuente de luz LED. Banda metálica adornada con barniz poliacrílico de color blanco, o banda metálica de acero inoxidable brillante o esmerilada o decorada a mano con hojas de color oro. La banda exterior no presenta tornillos visibles porque fijada con mecanismo elástico. Longitud estándar de 7 a 90 cm. Ideal para entornos residenciales y proyectos modernos y minimalistas.

Appliques murales avec une bande en métal ou en acier et diffuseur en verre. Émission de lumière directe et indirecte grâce à une source lumineuse LED. Bande métallique recouverte de peinture polyacrylique blanche ou bande métallique en acier inox brillante ou satinée ou décorée à la main avec une feuille d'or. La bande externe ne possède pas de vis apparentes, parce qu'elle est fixée avec un mécanisme élastique. Longueurs standard de 7 à 90 cm. Idéale pour des milieux résidentiels et des projets modernes et minimalistes.

Настенные светильники из металла или стали, стеклянный диффузор. Прямой и отраженный свет от LED. Доступны отделки - окрашенный полиакриловой краской в белый цвет металл, полированная либо матовая сталь, золотая фольга. Металлическая часть крепится к основанию с помощью гибкого механизма и не имеет видимых шурупов крепления. Длины от 7 до 90 см. Идеально подходят для жилых интерьеров, современных и минималистичных проектов.





Toy_





Toy_





Toy_



Toy_	Design_Highlight 2007					LED CE IP20
	CODICE / CODE	CM A x B	H	INCHES A x B	H	FONTI LUMINOSE / LIGHT SOURCES
Parete / Wall	A016_007.0000	7,5 x 8,5	7,5	3" x 3 1/4"	3"	LED retrofit bulb G9 Lmax. 60mm - Ø max. 17,5mm max 48W G9
	A016_025.0101	25 x 8,5	7	9 7/8" x 3 1/4"	2 3/4"	Potenza assorbita apparecchio / Luminaire power consumption 13W Flusso luminoso apparecchio / Luminaire luminous flux 938 lm 3000K Ra 80 220-240V
	A016_025.0102	25 x 8,5	7	9 7/8" x 3 1/4"	2 3/4"	Potenza assorbita apparecchio / Luminaire power consumption 13W Flusso luminoso apparecchio / Luminaire luminous flux 938 lm 3000K Ra 80 220-240V DALI / PUSH DIM
	A016_045.0101	45,5 x 8,5	7	18" x 3 1/4"	2 3/4"	Potenza assorbita apparecchio / Luminaire power consumption 24W Flusso luminoso apparecchio / Luminaire luminous flux 1876 lm 3000K Ra 80 220-240V
	A016_045.0102	45,5 x 8,5	7	18" x 3 1/4"	2 3/4"	Potenza assorbita apparecchio / Luminaire power consumption 24W Flusso luminoso apparecchio / Luminaire luminous flux 1876 lm 3000K Ra 80 220-240V DALI / PUSH DIM
	A016_060.0101	61 x 8,5	7	24" x 3 1/4"	2 3/4"	Potenza assorbita apparecchio/Luminaire power consumption 35W Flusso luminoso apparecchio / Luminaire luminous flux 2814 lm 3000K Ra 80 220-240V
	A016_060.0102	61 x 8,5	7	24" x 3 1/4"	2 3/4"	Potenza assorbita apparecchio/Luminaire power consumption 35W Flusso luminoso apparecchio / Luminaire luminous flux 2814 lm 3000K Ra 80 220-240V DALI / PUSH DIM
	A016_090.0101	88,5 x 8,5	7	34 7/8" x 3 1/4"	2 3/4"	Potenza assorbita apparecchio/Luminaire power consumption 45W Flusso luminoso apparecchio / Luminaire luminous flux 3752 lm 3000K Ra 80 220-240V
	A016_090.0102	88,5 x 8,5	7	34 7/8" x 3 1/4"	2 3/4"	Potenza assorbita apparecchio/Luminaire power consumption 45W Flusso luminoso apparecchio / Luminaire luminous flux 3752 lm 3000K Ra 80 220-240V DALI / PUSH DIM

Fotometrie e Classi Energetiche disponibili www.panzeri.it / Photometric data and Energy Label available at www.panzeri.it

CODICI COLORI DISPONIBILI / COLOUR CODES AVAILABLE


DISPONIBILI A RICHIESTA LED 2700K / ON REQUEST 2700K LED AVAILABLE

- | | | | |
|---------------------------|-----------------------------------|--|--|
| 01 Bianco
White | 21 Foglia oro
Gold leaf | 37 Acciaio inox lucido
Polished
stainless steel | 39 Acciaio inox
satinato
Mat stainless
steel |
|---------------------------|-----------------------------------|--|--|





Panzeri & Partners Karl3 - Munich, Germany



Lampade da parete LED in gesso.
Montatura in metallo bianco e diffusori in vetro satinato.

LED wall lamp in plaster. White fitting and mat glass diffuser.

LED Wandleuchte in Gips. Weißer Struktur und Mattglas.

Lámpara de pared LED en yeso.
Montura en metal blanco y difusores en vidrio satinado.

Applique LED en gypse. Monture en métal blanc et diffuseurs en verre satiné.



LED Бра из гипса. Арматура из металла белого цвета и рассеиватели из сатинированного стекла.



Toy gypso_

Design_Highlight 2011

  IP20


	CODICE / CODE	CM A x B	H	INCHES A x B	H	FONTI LUMINOSE / LIGHT SOURCES
Parete / Wall	A01642.025.0101	27 x 9,5	8,5	10 ½" x 3 ¾"	3 ¼	Potenza assorbita apparecchio / Luminaire power consumption 13W Flusso luminoso apparecchio / Luminaire luminous flux 938 lm 3000K Ra 80 220-240V
	A01642.025.0102	27 x 9,5	8,5	10 ½" x 3 ¾"	3 ¼	Potenza assorbita apparecchio / Luminaire power consumption 13W Flusso luminoso apparecchio / Luminaire luminous flux 938 lm 3000K Ra 80 220-240V DALI / PUSH DIM
	A01642.060.0101	61 x 9,5	8,5	24" x 3 ¾"	3 ¼	Potenza assorbita apparecchio / Luminaire power consumption 35W Flusso luminoso apparecchio / Luminaire luminous flux 2814 lm 3000K Ra 80 220-240V
	A01642.060.0102	61 x 9,5	8,5	24" x 3 ¾"	3 ¼	Potenza assorbita apparecchio / Luminaire power consumption 35W Flusso luminoso apparecchio / Luminaire luminous flux 2814 lm 3000K Ra 80 220-240V DALI / PUSH DIM

Fotometrie e Classi Energetiche disponibili www.panzeri.it / Photometric data and Energy Label available at www.panzeri.it

CODICI COLORI DISPONIBILI / COLOUR CODES AVAILABLE

DISPONIBILI A RICHIESTA LED 2700K / ON REQUEST 2700K LED AVAILABLE

42 Gesso
Plaster





Lampada da parete in profilato di alluminio estruso. Sorgente luminosa composta da 1 modulo LED o 2 moduli LED a tensione di rete (220V), rispettivamente con potenza 17W e 34W ed emissione di flusso luminoso di 1510 lm e 3020 lm. Modulo LED equipaggiato con speciale protezione da sovratensioni e coperchio di protezione trasparente. Dimmerazione possibile attraverso apposito variatore di luce (non incluso). Finitura con vernice poliaccrilica bianca o spazzolato e verniciato color titanio. Fissaggio con grani laterali a scomparsa. Ideale per corridoi o uso residenziale.

Wall lamp in extruded aluminium. Lighting source made of 1 LED module or 2 LED modules to mains voltage (220V), respectively powered with 17W and 34W and luminous flux emission of 1510 lm and 3020 lm. LED module equipped with special protection from power surges and transparent cover. Possible dimming with specific dimmer (not included) – available as accessory. White polyacrylic paint or brushed and painted in titanium colour. Fixing with hidden lateral grub screw. Ideal for corridors or residential use.

Geschwungene Wandleuchte aus stranggepresstem Aluminium. In zwei Größen erhältlich als Hoch-Volt-LED. Bei 220 V Netzspannung entsprechende Leistung von 17W und 34W ist der Lumen Output in Version 1 = 1510 lm und Version 2 = 3020 lm. LED-Modul mit speziellen Überspannungsschutz und durchsichtiger Schutzkappe. Dimmbar mit entsprechendem (nicht im Lieferumfang enthaltenem) Lichtregler. In weiß lackiert oder titanfarben gebürstet erhältlich. Seitliche Befestigung mit verborgenen Madenschrauben befestigt. Ideal für Korridore und den Wohnbereich.

Lámpara de pared con perfil de aluminio extruido. Fuente luminosa formada por 1 módulo LED (con tensión de red (220V), con potencia de 17W y 34W respectivamente, y emisión de flujo luminoso de 1510 lm y 3020 lm. Módulo LED equipado con protección especial contra sobretensiones, y tapa de protección transparente. Intensidad de luz variable a través de un específico regulador (no incluido). Acabado con barniz poliacrílico de color blanco, o cepillado y barnizado color titanio. Fijación con granos laterales ocultables. Ideal para pasillos o uso residencial.

Applique murale en profilé d'aluminium extrudé. Source lumineuse composée d'1 module LED ou de 2 modules LED à tension de secteur (220V), avec des puissances respectives de 17W et 34W et une émission de flux lumineux de 1510 lm et 3020 lm. Module LED équipé d'une protection spéciale contre les surtensions et d'un couvercle de protection transparent. Variation de l'intensité possible à l'aide d'un variateur de lumière (non fourni). Peinture polyacrylique blanche ou brossée et vernie couleur titane de finition. Fixation à l'aide de goujons latéraux escamotables. Idéale pour les couloirs ou pour un usage résidentiel.

Настенный светильник из экструдированного алюминия. Источник света – 1 либо 2 LED модуля, работающих от сети с напряжением 220V. Мощность 17W и 34W и световой поток 1510 lm и 3020 lm. Светодиодный модуль оснащен специальной защитой от скачков напряжения и прозрачной крышкой. Возможно диммирование специальным диммером (не входит в комплект). Доступные отделки - Белая полиакриловая краска или брашированный и окрашенный в цвет титана. Крепление скрытыми боковыми винтами. Идеально подходит для коридоров или использования в жилых помещениях.



App_







App_

App_	Design_Q² 2013					LED CE IP20
	CODICE / CODE	CM A x B	H	INCHES A x B	H	FONTI LUMINOSE / LIGHT SOURCES
Parete / Wall	A098_001.0106	12 x 20	20	4 ¾" x 7 ¾"	7 ¾"	Potenza assorbita apparecchio / Luminaire power consumption 17W Flusso luminoso apparecchio / Luminaire luminous flux 1510 lm 3000K Ra 80 220-240V
	A098_002.0106	24 x 20	20	9 ½" x 7 ¾"	7 ¾"	Potenza assorbita apparecchio / Luminaire power consumption 34W Flusso luminoso apparecchio / Luminaire luminous flux 3020 lm 3000K Ra 80 220-240V
Accessorio dimmerabile Dimming device	XM14/230	5,1 x 3,2	1,8	2" x 1 ¼"	5/8"	Dimmer per moduli LED a 230V 5÷100W / Dimmer for 230V 5÷100W LED modules

Fotometrie e Classi Energetiche disponibili www.panzeri.it / Photometric data and Energy Label available at www.panzeri.it

CODICI COLORI DISPONIBILI / COLOUR CODES AVAILABLE

DISPONIBILI A RICHIESTA LED 2700K / ON REQUEST 2700K LED AVAILABLE

01 Bianco
White

30 Titanio
Titanium





Lampade nelle versioni sospensione, tavolo, soffitto/parete con montatura in metallo rifinita con vernice poliacrilica in bianco e diffusore in vetro opale satinato soffiato. Emissione di luce diffusa con possibilità di scelta di varie fonti luminose (LED, E27). Vetro fissato da 2 viti laterali con perfetta e omogenea distribuzione della luce al suo interno, senza presenza di zone in ombra. Nella versione a sospensione tiges telescopica. Ideale per ambienti residenziali/commerciali o strutture hospitality.

Suspension, table, ceiling/wall lamps, metal frame in white polyacrylic paint and diffuser in opal blown glass. Diffused light emission provided by a choice of different light sources (LED, E27). Glass fixed by 2 side screws, perfect and homogeneous distribution of the light without any shadow. Telescopic rods in the suspension version. Ideal for residential/commercial environment and for hospitality facilities.

Hängeleuchte aus gedrehtem Aluminium mit Polymethylmethacrylat (PMMA). Thermogeformter Diffusor ohne Schrauben fixiert. LED-Lichtquelle bestehend aus 6 COB (60cm Version) oder 6 Streifen (90cm Version). Beide Versionen sind standardmäßig mit Dimmer DALI / PUSH DIM ausgestattet. Aufeinander abgestimmt in weiß glänzend oder braun metallic lackiert erhältlich, Design Highlight ist die rote elektrische Zuleitung. Ideal für Büros, Wohnbereiche oder Arbeitsbereiche.

Lámparas en las versiones de suspensión, de mesa, de techo/pared con engarce de metal terminado con barniz poliacrílico de color blanco, y difusor de cristal opalino esmerilado soplado. Emisión de luz difusa con posibilidad de elección entre diferentes fuentes luminosas (LED, E27). Cristal fijado con 2 tornillos laterales con perfecta y homogénea distribución de la luz en su interior, sin zonas de sombra. En la versión de suspensión, mástil telescópico. Ideal para entornos residenciales/comerciales o servicios hoteleros.

Lampes dans les versions suspension, table, plafond/mur avec une monture en métal recouverte de peinture polyacrylique blanc et diffuseur en verre opale satiné soufflé. Émission de lumière diffuse avec la possibilité de choisir plusieurs sources lumineuses (LED, E27). Verre fixé par 2 vis latérales avec une distribution parfaite et homogène de la lumière à l'intérieur, sans présence de zones d'ombre. Dans la version à suspension tiges télescopique. Idéale pour des milieux résidentiels/commerciaux ou des structures d'accueil.

Подвесные, настольные, потолочные, настенные светильники. Металлическая структура в белой полиакриловой краске и диффузор из матового выдувного стекла. Рассеяный свет обеспечивают различные источники света (LED, E27). Стекло фиксируется 2 боковыми винтами, свет распределяется ровно и однородно, без тени. Телескопические стержни в подвесной версии. Идеально подходит для жилых / коммерческих пространств и HoReCa.







Kubik_





Kubik_



Kubik_		Design_Team Design 2001				LED CE IP40 (IP20) Table
	CODICE / CODE	CM A x B	H	INCHES A x B	H	FONTI LUMINOSE / LIGHT SOURCES
Sospensione / Suspension	L07001.011.0101	11 x 11	73 → 128	4 ¼" x 4 ¼"	28 ¾" → 50 ½"	Potenza assorbita apparecchio / Luminaire power consumption 9,5W Flusso luminoso apparecchio / Luminaire luminous flux 667 lm 3000K Ra 80 220-240V
	L07001.014.0101	14 x 14	76 → 128	5 ½" x 5 ½"	30" → 50 ½"	Potenza assorbita apparecchio / Luminaire power consumption 13W Flusso luminoso apparecchio / Luminaire luminous flux 954 lm 3000K Ra 80 220-240V
Parete/soffitto / Wall/ceiling	<input type="checkbox"/> A07001.011.0101	11 x 11	11	4 ¼" x 4 ¼"	4 ¼"	Potenza assorbita apparecchio / Luminaire power consumption 9,5W Flusso luminoso apparecchio / Luminaire luminous flux 667 lm 3000K Ra 80 220-240V
	A07001.011.0000	11 x 11	11	4 ¼" x 4 ¼"	4 ¼"	LED retrofit bulb E14 Lmax. 75mm - Ø max. 45mm max 60W E14
	<input type="checkbox"/> A07001.014.0101	14 x 14	14	5 ½" x 5 ½"	5 ½"	Potenza assorbita apparecchio / Luminaire power consumption 13W Flusso luminoso apparecchio / Luminaire luminous flux 954 lm 3000K Ra 80 220-240V
	A07001.014.0000	14 x 14	14	5 ½" x 5 ½"	5 ½"	LED retrofit bulb E27 Lmax. 100mm - Ø max. 55mm max 70W E27 max 23W Micro Twist E27
Tavolo / Table	C07001.011.0101	11 x 11	11	4 ¼" x 4 ¼"	4 ¼"	Potenza assorbita apparecchio / Luminaire power consumption 9,5W Flusso luminoso apparecchio / Luminaire luminous flux 667 lm 3000K Ra 80 220-240V
	C07001.014.0101	14 x 14	14	5 ½" x 5 ½"	5 ½"	Potenza assorbita apparecchio / Luminaire power consumption 13W Flusso luminoso apparecchio / Luminaire luminous flux 954 lm 3000K Ra 80 220-240V

Fotometrie e Classi Energetiche disponibili www.panzeri.it / Photometric data and Energy Label available at www.panzeri.it

CODICI COLORI DISPONIBILI / COLOUR CODES AVAILABLE

01 Bianco
White



Willy_

Design_Enzo Panzeri
2002/2007/2009



Sospensioni in vetro soffiato bianco satinato o decorato nero Ø 40 cm, Ø 50 cm e Ø 60 cm con diffusore in lastra di vetro. Montature in grigio metallizzato. La versione Ø 60 è disponibile anche in alluminio bianco lucido o foglia oro.
A richiesta foglia argento o foglia rame.

Suspensions in white blown or black painted glass, Ø 40 cm, Ø 50 cm and Ø 60 cm with glass sheet as diffuser. Fittings in metallized grey metal. The Ø 60 cm version is available in glossy white or gold leaf. On request silver or copper leaf.

Hängeleuchten aus weißem, Mungeblasenem Glas oder schwarz dekoriertem Glas Ø 40 cm, Ø 50 cm, und Ø 60 cm mit Lichtverteiler aus Glas. Struktur in graumetallic. Die Ausführung Ø 60 cm ist auch aus Aluminium glänzend Weiß oder Blattgold lieferbar. Auf Anfrage Blattsilber oder Blattkupfer erhältlich.

Suspensión en vidrio soplado blanco o decorado negro, Ø 40 cm, Ø 50 cm y Ø 60 cm con difusor en lastra de vidrio. Montura en gris metalizado. La versión Ø 60 cm es disponible en blanco brillante o pan de oro. La versión Ø 60 cm es disponible en aluminio pan de oro.
A petición pan de plata o pan de cobre.

Suspensions en verre soufflé blanc satiné ou décoré noir, Ø 40 cm, Ø 50 cm et 60 cm avec diffuseur en plaque de verre. Monture en gris métallisé. La version Ø 60 cm est disponible en blanc brillant ou feuille d'or.
Sur demande feuille d'argent ou feuille de cuivre.

Подвесные светильники выдувного стекла, белого либо окрашенного в черный цвет, Ø 40см, Ø 50см и Ø 60см со стеклянным диффузором. Арматура выполнена в цвете серый металл. Версия Ø 60см доступна в цветах глянцевый белый, сусальное золото. Сусальное серебро и сусальная медь доступны по запросу.



Willy_



WILLY60



WILLY50






WILLY40



WILLY100

Willy_





Willy_





10
Bianco lucido
Glossy white

23
Foglia argento
Silver leaf

21
Foglia oro
Gold leaf

24
Foglia rame
Copper leaf

Willy 40/50/60_

Design_Enzo Panzeri 2002



Vetro / Glass	CODICE / CODE	CM Ø H	INCHES Ø H	FONTI LUMINOSE / LIGHT SOURCES
Sospensione / Suspension	L076_..040.0000	40 28	15 3/4" 11"	LED retrofit bulb E27 Lmax. 120mm - Ø max. 65mm max 23W Micro Twist E27 max 150W E27
	L076_..050.0000	50 30	19 5/8" 11 3/4"	LED retrofit bulb E27 Lmax. 120mm - Ø max. 65mm max 30W Superstar E27 max 150W E27
	L076_..060.0102	60 37	23 5/8" 14 5/8"	Potenza assorbita apparecchio / Luminaire power consumption 40W Flusso luminoso apparecchio / Luminaire luminous flux 3859 lm 3000K Ra 80 220-240V DALI / PUSH DIM
	L076_..060.0000	60 37	23 5/8" 14 5/8"	3x LED retrofit bulb E27 Lmax. 140mm - Ø max. 65mm 3x max 30W Superstar E27 3x max 100W E27

CODICI COLORI DISPONIBILI / COLOUR CODES AVAILABLE

3 1 Grigio metallizzato / nero
Metallized grey / black

3 3 Grigio metallizzato / bianco
Metallized grey / white



Willy 60 Alu_

Design_Enzo Panzeri 2009



Alluminio / Aluminium	CODICE / CODE	CM Ø H	INCHES Ø H	FONTI LUMINOSE / LIGHT SOURCES
Sospensione / Suspension	L076_..060.0000	60 37	23 5/8" 14 5/8"	3x LED retrofit bulb E27 Lmax. 140mm - Ø max. 65mm 3x max 30W Superstar E27 3x max 100W E27

Disponibile anche in versione **LED / LED** version available

Fotometrie e Classi Energetiche disponibili www.panzeri.it / Photometric data and Energy Label available at www.panzeri.it


CODICI COLORI DISPONIBILI / COLOUR CODES AVAILABLE

1 0 Bianco lucido
Glossy white

2 1 Foglia oro
Gold leaf

2 3 Foglia argento (a richiesta)
Silver leaf (available on request)

2 4 Foglia rame (a richiesta)
Copper leaf (available on request)



Willy60_









Sospensione in polietilene con montatura grigia metallizzata e diffusore in lastra di vetro.

Suspension of polyethylene with fittings in metallized grey metal and glass sheet as diffuser.

Hängeleuchte aus Polyäthylen mit Struktur in graumetall und Glasscheibe.

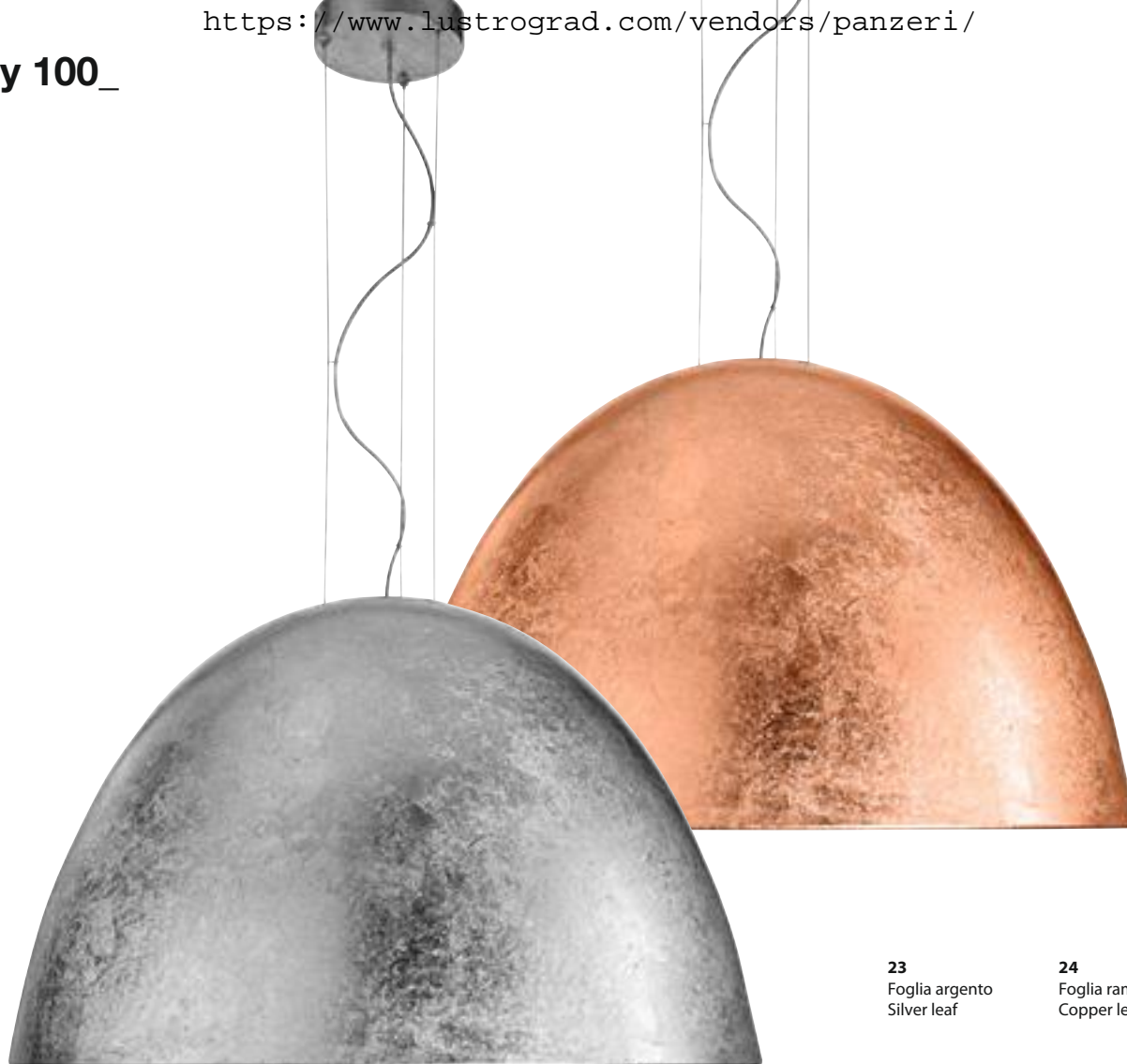
Suspensión en polietileno con montura gris metalizado y difusor en lastra de vidrio.

Suspension en polyéthylène avec monture gris métallisée et diffuseur en plaque de verre.

Подвесной светильник из полиэтилена с арматурой цвета серый металл и стеклянным диффузором.



Willy 100_



23
Foglia argento
Silver leaf

24
Foglia rame
Copper leaf

Willy 100_	Design_Enzo Panzeri 2007				LED CE IP20
Polietilene / Polyethylene	CODICE / CODE	CM Ø H	INCHES Ø H		FONTI LUMINOSE / LIGHT SOURCES
Sospensione / Suspension	L076_..100.0102	100 63	39 3/8"	24 1/8"	Potenza assorbita apparecchio / Luminaire power consumption 40W Flusso luminoso apparecchio / Luminaire luminous flux 3859 lm 3000K Ra 80 220-240V DALI / PUSH DIM
	L076_..100.0000	100 63	39 3/8"	24 1/8"	4x LED retrofit bulb E27 Lmax. 140mm - Ø max. 65mm 4x max 30W Superstar E27 4x max 100W E27

Fotometrie e Classi Energetiche disponibili www.panzeri.it / Photometric data and Energy Label available at www.panzeri.it

CODICI COLORI DISPONIBILI / COLOUR CODES AVAILABLE

21 Foglia oro / Foglia oro Gold leaf / Gold leaf	23 Foglia argento / Foglia argento (a richiesta) Silver leaf / Silver leaf (available on request)	24 Foglia rame / Foglia rame (a richiesta) Copper leaf / Copper leaf (available on request)	33 Grigio metallizzato / Bianco Metallized grey / White	31 Grigio metallizzato / Nero Metallized grey / Black
--	---	---	---	---



Blanca_

Design_Federico Churba 2012



Lampada a sospensione in alluminio tornito con diffusore in polimetilmetacrilato (PMMA) termoformato e fissato a incastro senza ausilio di viti. Sorgente luminosa a LED composta da 6 COB (versione Ø 60cm) o 6 strip (versione Ø 90cm). Entrambe le versioni con dimmerazione di serie DALI/PUSH DIM integrata nel rosone. Finitura calotta con vernice poliaccrilica nelle finiture bianco lucido e marrone metallizzato. Cavo elettrico di alimentazione in tessuto rosso e 3 cavi di sospensione in acciaio con lunghezza regolabile. Ideale per uffici, zone living o zone studio.


Suspension lamp in turned aluminium with polymethylmethacrylate (PMMA) thermoformed diffuser fixed without screw. LED light source composed of 6 COB (Ø 60cm version) or 6 strips (Ø 90cm version). Both versions standard equipped with dimmer DALI/PUSH DIM integrated in the canopy. Fixture in gloss white and metallized brown polyacrylic paint. Red texture electric power cable and 3 steel suspension cables with adjustable length. Ideal for offices, living areas or study areas.

Hängeleuchte aus gedrehtem Aluminium mit Polymethylmethacrylat (PMMA). Thermogeformter Diffusor ohne Schrauben fixiert. LED-Lichtquelle bestehend aus 6 COB (Ø 60cm Version) oder 6 Streifen (Ø 90cm Version). Beide Versionen sind standardmäßig mit Dimmer DALI / PUSH DIM ausgestattet. Aufeinander abgestimmt in weiß glänzend oder braun metallic lackiert erhältlich, Design Highlight ist die rote elektrische Zuleitung. Ideal für Büros, Wohnbereiche oder Arbeitsbereiche.

Lámpara de suspensión de aluminio torneado con difusor de polimetacrilato de metilo (PMMA), termoformado y fijado sin ayuda de tornillos. Fuente luminosa LED compuesta por 6 COB (versión Ø 60 cm) o 6 strip (versión Ø 90 cm). Ambas versiones con regulación de intensidad en serie DALI/PUSH DIM incorporada en el rosetón. Tapa terminada con barniz poliacrílico con adorno blanco brillante y marrón metalizado. Cable eléctrico de alimentación recubierto en tejido rojo y 3 cables de suspensión de acero con longitud regulable. Ideal para oficinas, salones y estudios.

Suspension en aluminium tourné avec un diffuseur en polyméthacrylate de méthyle (PMMA) thermoformé et emboîté sans vis. Source lumineuse LED composée de 6 COB (version Ø 60 cm) ou 6 strips (version Ø 90 cm). Les deux versions sont dotées d'une variation de l'intensité de série DALI/PUSH DIM incorporée dans la rosace. Finition de la calotte avec de la peinture polyacrylique blanc brillant et marron métallisé. Câble électrique d'alimentation en tissu rouge et 3 câbles de suspension en acier d'une longueur réglable. Idéale pour des bureaux, lieux de vie ou zones d'étude.

Подвесной светильник из алюминия с диффузором из полиметилметакрилата (ПММА) фиксирующегося без винтов. Источник света, состоящий из 6 LED COB (Ø 60см версия) или 6 LED линейек (Ø 90см версия). Обе версии стандартно оснащаются электроникой DALI / PUSH DIM интегрированной в розон. Структура в глянцево белой и коричневой полиакриловой краске. Электрический кабель красного цвета и стальные тросики с регулируемой длиной. Идеально подходит для офисов, жилых или учебных помещений.



Blanca_
Ø 90







Blanca_
Ø 60



Blanca_
Ø 90



Enoteca Caffè Vistarini - Lodi, Italia



Blanca_
Ø 60





BLANCA60



BLANCA90

Blanca_	Design_Federico Churba 2012					LED CE IP40
	CODICE / CODE	CM Ø	H	INCHES Ø	H	FONTI LUMINOSE / LIGHT SOURCES
Sospensione / Suspension	L057_-.060.0102	60	23	Ø 23 5/8"	9"	Potenza assorbita apparecchio / Luminaire power consumption 68W Flusso luminoso apparecchio / Luminaire luminous flux 4419 lm 3000K Ra 80 220-240V DALI / PUSH DIM
	L057_-.090.0102	89	28	Ø 35"	11"	Potenza assorbita apparecchio / Luminaire power consumption 68W Flusso luminoso apparecchio / Luminaire luminous flux 4738 lm 3000K Ra 80 220-240V DALI / PUSH DIM

Fotometrie e Classi Energetiche disponibili www.panzeri.it / Photometric data and Energy Label available at www.panzeri.it

CODICI COLORI DISPONIBILI / COLOUR CODES AVAILABLE

- 10** Bianco lucido / Glossy white
44 Marrone metallizzato / Metallized brown



Flat_

Design_Enzo Panzeri 2014



Lampada in metallo disponibile nelle versioni a sospensione, parete, parete/soffitto e incasso (quest'ultima solo nella dimensione 60x60cm). Schermi laterali e frontale costituiti da pezzo unico in policarbonato opale. Emissione di luce diretta (anche indiretta nella versione a sospensione) generata da modulo LED. Potenza apparecchio da 19W ai 61W e flusso luminoso dell'apparecchio da 1069 lm a 4077 lm. Disponibile con luce d'emergenza da 1h/12h per la versione incasso. Fornita con dimmerazione di serie DALI/PUSH DIM nelle sole versioni da 51cm. Struttura rifinita con vernice poliaccrilica color bianco. A richiesta disponibile in foglia oro/argento. Perimetro laterale della lampada luminescente e, per la versione incasso, appoggio immediato per controsoffitti modulari standard. Ideale per uso residenziale o uffici.

Suspension, wall, wall/ceiling and recessed version (the latter only in the 60x60cm size) metal lamps. Front and side screens are each a sole opal polycarbonate piece. Direct light (also indirect in the suspension version) obtained by LED module. Luminaire power from 19W to 61W and luminaire luminous flux from 1069 lm to 4077 lm. Available emergency light of 1h/12h for the recessed version. Supplied with DALI/ PUSH DIM dimmer only in the 51cm version. Fixture in white polyacrylic paint. Available in gold/silver leaf on request. Original luminescent lateral perimeter. The recessed version is set up for standard modular ceiling. Ideal for residential or office use.

Hänge-, Wand-, Decken- und Einbauleuchte aus Metall (Einbauleuchte nur in Größe 60x60cm erhältlich). Die frontalen und seitlichen Scheiben bestehen jeweils aus einem Stück satiniertem Polycarbonat. Direkte und indirekte Beleuchtung je nach Version. Licht-Leistung von 19W bis 61W, Lichtstrom von 1069 lm bis 4077 lm. Die Einbauleuchte ist mit einem Notlicht von 1h/12 h ausgestattet. DALI/PUSH Dimmer nur bei der Version mit einer Seitenlänge von 51 cm. Farben: weiß lackiert, auf Wunsch auch in Blattgold, -silber erhältlich. Optimal für Einbau in Systemdecken (D Rastert 62,5x62,5 erhältlich). Rundum leuchtende Außenkante. Ideal für den Wohnbereich und das Büro.

Lámpara de metal disponible en las versiones de suspensión, de pared, pared/techo y empotrada (esta última sólo en la dimensión de 60x60 cm). Pantallas laterales y frontales constituidas por una sola pieza de policarbonato opalino. Emisión de luz directa (y también indirecta en la versión de suspensión) originada por módulo LED. La potencia del dispositivo varía de 19W hasta 61W y el flujo luminoso de 1069 lm a 4077 lm. Se dispone de luz de emergencia de 1h/12h en la versión empotrada. Incluye regulación de intensidad de serie DALI/PUSH DIM únicamente en las versiones de 51 cm. Estructura terminada con barniz poliacrílico de color blanco. A petición, decorada a mano con hojas de color oro/plata. Perímetro lateral de la lámpara luminescente y, en la versión empotrada, apoyo inmediato para falsos techos modulares estándares. Ideal para uso residencial u oficinas.

Lampe en métal disponible dans les versions à suspension, murale, murale/plafond et encastrable (cette dernière uniquement dans les dimensions 60x60 cm). Protections latérales et avant constituées d'une pièce unique en polycarbonate opale. Émission de lumière directe (et indirecte dans la version à suspension) produite par un module LED. Puissance de l'appareil de 19W à 61W et flux lumineux de l'appareil de 1069 lm à 4077 lm. Disponible avec une lumière d'urgence de 1h/12h pour la version encastrable. Accompagnée d'une variation d'intensité de série DALI/PUSH DIM pour les versions de 51 cm. Structure recouverte de peinture polyacrylique blanche. Sur demande, disponible avec une feuille d'or/argent. Périmètre latéral de la lampe luminescente et, pour la version encastrable, appui immédiat pour des faux plafonds modulaires standard. Idéale pour un usage résidentiel ou dans les bureaux.

Металлический светильник, доступный в подвесной, настенной, потолочной и встраиваемой версиях (последняя только размером 60x60 см). Передний и боковой экраны являются одним элементом из поликарбоната. Прямой свет (также отраженный, в подвесной версии), получен с помощью светодиодного модуля. Мощность светильников от 19W до 61W и световой поток от 1069 lm до 4077 lm. Доступно аварийное освещение 1ч/12ч для встраиваемой версии. Поставляется с DALI / PUSH DIM диммер только в версии 51см. Структура в белой полиакриловой краске. По запросу доступны в золотой, серебряной и фольге. Боковой периметр светится. Встраиваемая версия создана для стандартного модульного потолка. Идеально подходит для жилых и офисных помещений.



Flat_





Flat_





Flat_









Flat_	Design_Enzo Panzeri 2014					LED CE IP40
	CODICE / CODE	CM A x B	H	INCHES A x B	H	FONTI LUMINOSE / LIGHT SOURCES
Sospensione / Suspension	L07501.051.0102	51 x 51	4,5	20" x 20"	1 7/8"	Potenza assorbita apparecchio / Luminaire power consumption 61W Flusso luminoso apparecchio / Luminaire luminous flux 4077 lm 3000K Ra 80 220-240V DALI / PUSH DIM
Soffitto/parete / Ceiling / wall	<input type="checkbox"/> P07501.038.0101	38 x 38	4,5	15" x 15"	1 7/8"	Potenza assorbita apparecchio / Luminaire power consumption 24W Flusso luminoso apparecchio / Luminaire luminous flux 1147 lm 3000K Ra 80 220-240V
	<input type="checkbox"/> P07501.051.0102	51x51	4,5	20" x 20"	1 7/8"	Potenza assorbita apparecchio / Luminaire power consumption 46W Flusso luminoso apparecchio / Luminaire luminous flux 3202 lm 3000K Ra 80 220-240V DALI / PUSH DIM
Soffitto-incasso / Ceiling recessed	X07501.060.0101	59,5 x 59,5	6	23 3/8" x 23 3/8"	2 3/8"	Potenza assorbita apparecchio / Luminaire power consumption 46W Flusso luminoso apparecchio / Luminaire luminous flux 3202 lm 3000K Ra 80 220-240V not dimmable
						Modalità di installazione ad incasso in appoggio in controsoffitti modulari Resting recessed installation into modular suspended ceilings
	X07501.060.0107	59,5 x 59,5	6	23 3/8" x 23 3/8"	2 3/8"	Potenza assorbita apparecchio / Luminaire power consumption 46W Flusso luminoso apparecchio / Luminaire luminous flux 3202 lm 3000K Ra 80 220-240V 1H/12H EMERGENCY
Parete / Wall	A07501.038.0101	38 x 13	2,5	15" x 5 1/8"	1"	Potenza assorbita apparecchio / Luminaire power consumption 19W Flusso luminoso LED / LED luminous flux 1069 lm 3000K Ra 80 220-240V

Fotometrie e Classi Energetiche disponibili www.panzeri.it / Photometric data and Energy Label available at www.panzeri.it

CODICI COLORI DISPONIBILI / COLOUR CODES AVAILABLE

0 1 Bianco
White

2 1 Foglia oro (a richiesta)
Gold leaf (available on request)

2 3 Foglia argento (a richiesta)
Silver leaf (available on request)



Carmen_Carmencita_

Design_Carmen Ferrara
2013/2014



Disponibile nelle versioni da parete o a soffitto. Formata da metallo tagliato a laser, piegato e successivamente saldata con filo d'argento. Versione a soffitto con meccanismo rotatorio tornito dal pieno. Diffusione di luce indiretta attraverso schermo trasparente di protezione. Fonte luminosa costituita da modulo LED. Potenza apparecchio da 13W a 56W e flusso luminoso dell'apparecchio da 967 lm a 5111 lm) con dimmerazione 1-10V/ PUSH DIM di serie sulla versione con 3 bracci. Lampada finita con vernice poliaccrilica in bianco o nero. La versione a soffitto è disponibile con 2 o 3 sezioni rotanti (350°), mentre quella a parete è una sezione fissa. Ideale per locali ampi e difficili da illuminare.

Ceiling or wall lamp in laser-cut metal folded and then welded with silver thread. The ceiling version has a rotary mechanism turned from solid. Indirect light through transparent screen. Light source consisting of LED module. Luminaire power from 13W to 56W and luminaire flux from 967 lm to 5111 lm). The version with 3 arms is provided with dimming 1-10V/PUSH DIM driver. Lamp painted in white or black polyacrylic paint. The ceiling version has 2 or 3 rotating sections (350°), while the wall version is a fixed section. Ideal for large rooms difficult to illuminate.



Wand oder Deckenleuchte verfügbar. Aus lasergeschnitten Metall, gefaltet und danach mit Silberdraht geschweisst. Deckenleuchte mit Drehendwerk. Indirekte Beleuchtung durch den transparenten Schirm. Die Lichtquelle besteht aus einem LED-Modul mit einer Lichtleistung von 13W bis 56W und Lichtstrom von 1112lm bis 5111lm. Die Version mit drei Armen verfügt serienmäßig über einen 1-10V/PUSH Dimmer. Schwarz oder weiß lackiert. Die Deckenleuchte ist mit 2 oder 3 drehebaren Abschnitten erhältlich (350°), die Wandlampe hingegen besteht aus einem festen Abschnitt. Ideal für weitläufige, schwer auszuleuchtende Räume.

Disponibile en las versiones de pared o de techo. Compuesta por metal cortado con láser, plegado y luego soldado con hilo de plata. Versión de techo con mecanismo giratorio torneado y obtenido de una pieza única. Difusión de luz indirecta a través de una pantalla de protección transparente. Fuente luminosa constituida por módulo LED. La potencia del dispositivo varía de 13W a 56W y el flujo luminoso de 967 lm a 5111 lm, con regulador de intensidad de luz 1-10V/PUSH DIM en serie en la versión con 3 brazos. Lámpara terminada con barniz poliaccrílico de color blanco o negro. La versión de techo está disponible con 2 o 3 secciones rotatorias (350°), mientras que la versión de pared sólo tiene una sección fija. Ideal para entornos amplios y difíciles de alumbrar.

Disponibile en version murale ou au plafond. Formée de métal découpé au laser, plié puis soudé avec du fil d'argent. Version plafond avec un mécanisme rotatif tourné dans la masse. Diffusion de lumière indirecte à travers un écran transparent de protection. Source lumineuse constituée d'un module LED. Puissance de l'appareil de 13W à 56W et flux lumineux de l'appareil de 967 lm à 5111 lm) avec une variation de l'intensité 1-10V/ PUSH DIM de série pour la version à 3 bras. Lampe recouverte de peinture polyacrylique blanche ou noire. La version plafond est disponible avec 2 ou 3 sections rotatives (350°), tandis que la version murale est disponible avec une section fixe. Idéale pour de grands locaux difficiles à éclairer.

Потолочный или настенный светильник вырезанный лазером из металла, далее согнутый и сваренный. Потолочная версия имеет надежный поворотный механизм. Отраженный свет через прозрачный экран. Источником света является светодиодный модуль. Светильник мощностью от 13W до 56w и световым потоком от 967 lm до 5111 lm. Версия из трёх секций оснащена 1-10V / PUSH DIM драйвером. Светильники окрашены в белый или черный цвет полиакриловой краской. Потолочная версия имеет 2 или 3 вращающихся секций (350°), в то время как настенная версия является неподвижной. Идеально подходит для больших помещений трудных для освещения.








Carmencita_



A06401.000.0101

Carmen_

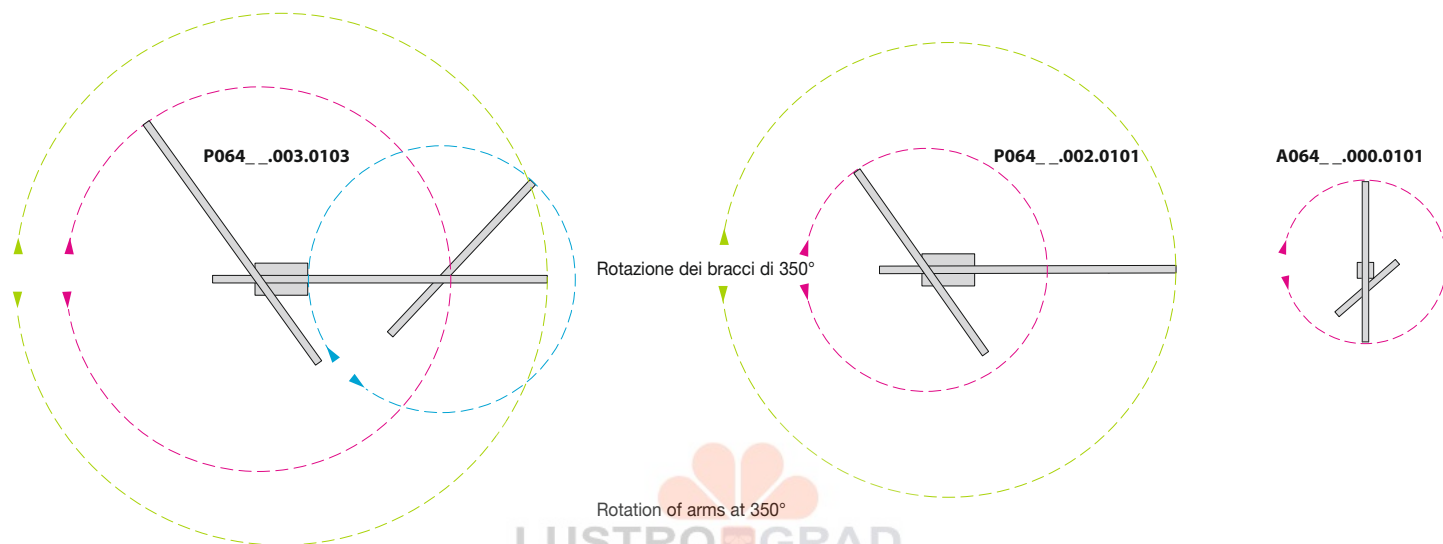


Carmen_Carmencita		Design_Carmen Ferrara 2013/2014				LED CE IP20
	CODICE / CODE	CM A x B	H	INCHES A x B	H	FONTI LUMINOSE / LIGHT SOURCES
Soffitto / Ceiling	P064_003.0103	222	20	87 1/2"	7 7/8"	Potenza assorbita apparecchio / Luminaire power consumption 56W Flusso luminoso apparecchio / Luminaire luminous flux 5111 lm 3000K Ra 80 220-240V 1...10V/PUSH DIM
Parete-soffitto / Wall-ceiling	P064_002.0101	151	20	59 1/2"	7 7/8"	Potenza assorbita apparecchio / Luminaire power consumption 28,5W Flusso luminoso apparecchio / Luminaire luminous flux 2375 lm 3000K Ra 80 220-240V
Parete / Wall	A064_000.0101	26 x 14	61	10 1/4" x 5 1/2"	24"	Potenza assorbita apparecchio / Luminaire power consumption 13W Flusso luminoso apparecchio / Luminaire luminous flux 967 lm 3000K Ra 80 220-240V

Fotometrie e Classi Energetiche disponibili www.panzeri.it / Photometric data and Energy Label available at www.panzeri.it

CODICI COLORI DISPONIBILI / COLOUR CODES AVAILABLE

- 01** Bianco / White **02** Nero / Black



Candle_

Design_Silvia Poma 2006



Lampada a sospensione costituita da rosone in metallo e vetro borosilicato filettato. Vetro satinato nella parte superiore e trasparente nella sezione inferiore. Emissione di luce diffusa generata da varie fonti luminose (modulo LED o G9). Rosone in metallo verniciato poliaccrilico bianco customizzabile in colore, forma e dimensione. Ideale per lobby o grandi spazi residenziali.

Suspension lamp made of a metal canopy and threaded borosilicate glass. Frosted glass in the upper part and transparent in the lower section. Emission of diffused light provided by various light sources (LED module or G9). Metal canopy in white polyacrylic paint, customizable in color, shape and size. Ideal for lobby or large residential areas.

Diese Hängeleuchte besteht aus einem Metallbaldachin und Borosilikatglas. Im oberen Teil ist das Glas satiniert, im unteren transparent. Diffuse Lichtverteilung durch das satinierete Glas. Erhältlich mit verschiedenen Leuchtmittel (LED-Modul oder G9). Die Standard Deckenplatte ist weiß lackiert. Farbe, Form und Größe jeder Deckenplatte können nach Kundenwunsch angepasst werden. Ideal für Lobbys oder große Wohnräume.

Lámpara de suspensión compuesta por un rosetón de metal y cristal borosilicatado enroscado. Cristal esmerilado en la sección superior y transparente en la sección inferior. Emisión de luz difusa originada por diferentes fuentes luminosas (módulo LED o G9). Rosetón de metal barnizado poliaccrilico blanco y personalizable en términos de color, formato y tamaño. Ideal para vestíbulos o grandes áreas residenciales.

Suspension constituée d'une rosace en métal et de verre borosilicaté fileté. Verre satiné dans le haut et transparent dans le bas. Émission de lumière diffuse produite par différentes sources lumineuses (module LED ou G9). Rosace en métal verni polyacrylique blanc, couleur, forme et dimension personnalisables. Idéale pour les halls ou grands espaces résidentiels.

Подвесной светильник состоит из металлического основания и боросиликатного стекла с резьбой. Верхняя часть стекла прозрачная, нижняя матовая. Излучение рассеянного света обеспечивается различными источниками света (LED модуль или G9). Металлическое основание в белой полиакриловой краске, возможны изменения по цвету, форме и размеру. Идеально подходит для фойе или больших жилых пространств.




CONFINDUSTRIA
Monza e Brianza



Candle_



Confindustria - Monza, Italia

Candle_	Design_Silvia Poma 2006					LED CE IP20
CODICE / CODE		CM Ø / A x B	H	INCHES Ø / A x B	H	FONTI LUMINOSE / LIGHT SOURCES
Sospensione / suspension	L09501.000.0101	3	55	1 ½"	22"	Potenza assorbita apparecchio / Luminaire power consumption 4W Flusso luminoso apparecchio / Luminaire luminous flux 266 lm 3000K Ra 80 220-240V
	L09501.000.0000	3	55	1 ½"	22"	LED retrofit bulb G9 Lmax. 60mm - Ø max. 17,5mm max 48W G9
Sosp. no rosone/driver per composizioni multiple Susp. no canopy no driver for multiple compositions	M09501.000.0110	3	55	1 ½"	22"	Potenza assorbita apparecchio / Luminaire power consumption 2,8W Flusso luminoso apparecchio / Luminaire luminous flux 266 lm 3000K Ra 80 24V
Rosoni per composizioni multiple LED / Canopies for multiple LED compositions :						
	M8901-42LED	max 3 M09501.000.0110**	42 x 6,5	16 ½" x 2 ½"		
	M8901-76LED	max 5 M09501.000.0110**	76 x 6,5	30" x 2 ½"		
	M8901-25LED	max 6 M09501.000.0110**	42 x 25	16 ½" x 9 ⅞"		
	M09501.000.0000	3	55	1 ½"	22"	LED retrofit bulb G9 Lmax. 60mm - Ø max. 17,5mm max 48W G9
Rosoni per composizioni multiple / Canopies for multiple compositions:						
	M8901-42	max 3 M09501.000.0000	42 x 6,5	16 ½" x 2 ½"		
	M8901-76	max 5 M09501.000.0000	76 x 6,5	30" x 2 ½"		
	M8901-25	max 6 M09501.000.0000	42 x 25	16 ½" x 9 ⅞"		

Fotometrie e Classi Energetiche disponibili www.panzeri.it / Photometric data and Energy Label available at www.panzeri.it

** incluso 24V dc driver
24V dc driver included

CODICI COLORI DISPONIBILI / COLOUR CODES AVAILABLE

01 Bianco
White

Jazz_

Design_Silvia Poma 2004



Sospensioni verniciate bianco con doppio vetro in borosilicato parzialmente satinato.

Suspension white painted finish metal and double borosilicate glass shades with a partial satin finish.

Hängeleuchten weiß lackiert mit teilweise satiniertem, doppeltem Borosilikatglas.

Suspensión blanco. Doble vidrio borosilicado parcialmente satinado.

Suspension en blanc.
Double verre borosilicate en partie satiné.

Подвесной светильник. Цвет арматуры: белый или серый металл. Плафоны из двойного частично сатинированного боросиликатного стекла.







Jazz_		Design_Silvia Poma 2004				LED CE IP20	
CODICE / CODE		CM Ø / A x B	H	INCHES Ø / A x B H		FONTI LUMINOSE / LIGHT SOURCES	
Sospensione / suspension	L08901.000.0101	6,5	35	2 ½"	13 ¾"	Potenza assorbita apparecchio / Luminaire power consumption 4W Flusso luminoso apparecchio / Luminaire luminous flux 251 lm 3000K Ra 80 220-240V	
	L08901.000.0000	6,5	35	2 ½"	13 ¾"	LED retrofit bulb G9 Lmax. 60mm - Ø max. 17,5mm max 48W G9	
Sosp. no rosone/driver per composizioni multiple Susp. no canopy/driver for multiple compositions	M08901.000.0110	6,5	35	2 ½"	13 ¾"	Potenza assorbita apparecchio / Luminaire power consumption 2,8W Flusso luminoso apparecchio / Luminaire luminous flux 251 lm 3000K Ra 80 24V	
	Rosoni per composizioni multiple LED / Canopies for multiple LED compositions:						
	M8901-42LED	max 3 M08901.000.0110**	42 x 6,5	16 ½" x 2 ½"			
	M8901-76LED	max 5 M08901.000.0110**	76 x 6,5	30" x 2 ½"			
	M8901-25LED	max 6 M08901.000.0110**	42 x 25	16 ½" x 9 7/8"			
	M08901.000.0000		6,5	35	2 ½"	13 ¾"	LED retrofit bulb G9 Lmax. 60mm - Ø max. 17,5mm max 48W G9
	Rosoni per composizioni multiple / Canopies for multiple compositions:						
	M8901-42	max 3 M08901.000.0000	42 x 6,5	16 ½" x 2 ½"			
	M8901-76	max 5 M08901.000.0000	76 x 6,5	30" x 2 ½"			
	M8901-25	max 6 M08901.000.0000	42 x 25	16 ½" x 9 7/8"			

Fotometrie e Classi Energetiche disponibili www.panzeri.it / Photometric data and Energy Label available at www.panzeri.it

** incluso 24V dc driver
24V dc driver included

CODICI COLORI DISPONIBILI / COLOUR CODES AVAILABLE

01 Bianco
White





Lampada a sospensione, tavolo o soffitto costituita da vetro opale satinato soffiato e montatura in metallo rifinita con vernice poliaccrilica color bianco. Emissione di luce diffusa con possibilità di scelta di varie fonti luminose (LED, G9, E27). Omogenea diffusione della luce all'interno del vetro, senza zone in ombra. Ideale per un uso residenziale o per aree lobby in composizioni multiple.

Suspension, table and ceiling lamps in blown opal glass. Metal frame in white polyacrylic paint. Diffused light provided by different light sources (LED, G9, E27). Perfect and homogeneous distribution of the light, without any shadow. Ideal for residential use or for lobby areas in multiple compositions.

Die Leuchtenfamilie besteht aus Hänge-, Tisch- oder Deckenleuchte. Das Material ist aus weiß-satiniertem mundgeblasenen Glas und einer weiß lackierten Metall-Abdeckung. Die Leuchtenfamilie ist in verschiedenen Lichttechnikern erhältlich (LED, G9, E27). Diffus strahlend, perfekte und homogene Lichtverteilung ohne Schattenbildung. Ideal für den Wohnbereich oder Lobbys. Optimaler Einsatz zur Bildung von Clustern und Mehrfachanordnung.

Lámpara de suspensión, de mesa o de techo constituida por cristal opalino esmerilado soplado y engarce de metal terminado con barniz poliacrílico de color blanco. Emisión de luz difusa con posibilidad de elección entre diferentes fuentes luminosas (LED, G9, E27). Homogénea difusión de la luz en el interior del cristal, sin zonas de sombra. Ideal para un uso residencial o para vestíbulos en composiciones múltiples.

Lampe en version suspension, table ou plafond constituée d'un verre opale satiné soufflé et d'une monture en métal recouverte de peinture polyacrylique blanche. Émission de lumière diffuse avec la possibilité de choisir plusieurs sources lumineuses (LED, G9, E27). Diffusion homogène de la lumière à l'intérieur du verre, sans zones d'ombre. Idéale pour un usage résidentiel ou pour des halls, en compositions multiples.

Подвесные, настольные и потолочные светильники из выдувного матового стекла. Металлический каркас в белой полиакриловой краске. Рассеянный свет обеспечивается различными источниками света (LED, G9, E27). Равномерное распределение света, без тени. Идеально подходит для использования в жилых помещениях или для лобби зон.





Gilbert_







Gilbert_



Gilbert_

Design_Team Design 2013



	CODICE / CODE	CM Ø	H	INCHES Ø	H	FONTI LUMINOSE / LIGHT SOURCES
Sospensione / Suspension	L06501.022.0101	22	14	8 ⅜"	5 ½"	Potenza assorbita apparecchio / Luminaire power consumption 11W Flusso luminoso apparecchio / Luminaire luminous flux 996 lm 3000K Ra 80 220-240V
	L06501.022.0000	22	14	8 ⅜"	5 ½"	LED retrofit bulb G9 Lmax. 60mm - Ø max. 17,5mm max 60W G9
	L06501.037.0101	37	27	14 ⅝"	10 ⅔"	Potenza assorbita apparecchio / Luminaire power consumption 27W Flusso luminoso apparecchio / Luminaire luminous flux 2762 lm 3000K Ra 80 220-240V
	L06501.037.0102	37	27	14 ⅝"	10 ⅔"	Potenza assorbita apparecchio / Luminaire power consumption 27W Flusso luminoso apparecchio / Luminaire luminous flux 2762 lm 3000K Ra 80 220-240V DALI / PUSH DIM
	L06501.037.0000	37	27	14 ⅝"	10 ⅔"	LED retrofit bulb E27 Lmax. 140mm - Ø max. 65mm max 18W Micro Twist E27 max 150W E27
	L06501.045.0101	45	33	17 ¾"	13"	Potenza assorbita apparecchio / Luminaire power consumption 27W Flusso luminoso apparecchio / Luminaire luminous flux 2762 lm 3000K Ra 80 220-240V
	L06501.045.0102	45	33	17 ¾"	13"	Potenza assorbita apparecchio / Luminaire power consumption 27W Flusso luminoso apparecchio / Luminaire luminous flux 2762 lm 3000K Ra 80 220-240V DALI / PUSH DIM
	L06501.045.0000	45	33	17 ¾"	13"	LED retrofit bulb E27 Lmax. 140mm - Ø max. 65mm max 23W Micro Twist E27 max 150W E27
Soffitto / Ceiling	P06501.037.0101	37	27	14 ⅝"	10 ⅔"	Potenza assorbita apparecchio / Luminaire power consumption 20W Flusso luminoso apparecchio / Luminaire luminous flux 2029 lm 3000K Ra 80 220-240V
	P06501.037.0102	37	27	14 ⅝"	10 ⅔"	Potenza assorbita apparecchio / Luminaire power consumption 20W Flusso luminoso apparecchio / Luminaire luminous flux 2029 lm 3000K Ra 80 220-240V DALI / PUSH DIM
	P06501.037.0000	37	27	14 ⅝"	10 ⅔"	LED retrofit bulb E27 Lmax. 100mm - Ø max. 55mm max 18W Micro Twist E27 max 150W E27
	P06501.045.0101	45	33	17 ¾"	13"	Potenza assorbita apparecchio / Luminaire power consumption 20W Flusso luminoso apparecchio / Luminaire luminous flux 2029 lm 3000K Ra 80 220-240V
	P06501.045.0102	45	33	17 ¾"	13"	Potenza assorbita apparecchio / Luminaire power consumption 20W Flusso luminoso apparecchio / Luminaire luminous flux 2029 lm 3000K Ra 80 220-240V DALI / PUSH DIM
	P06501.045.0000	45	33	17 ¾"	13"	LED retrofit bulb E27 Lmax. 100mm - Ø max. 55mm max 23W Micro Twist E27 max 150W E27
Tavolo / Table	C06501.022.0101	22	14	8 ⅜"	5 ½"	Potenza assorbita apparecchio / Luminaire power consumption 11W Flusso luminoso apparecchio / Luminaire luminous flux 996 lm 3000K Ra 80 220-240V

Fotometrie e Classi Energetiche disponibili www.panzeri.it / Photometric data and Energy Label available at www.panzeri.it

CODICI COLORI DISPONIBILI / COLOUR CODES AVAILABLE

01 Bianco
White



Domino_

Design_Yohji Terazeri 2005



Lampade da parete/soffitto, da sospensione, da tavolo verniciate in grigio metallizzato. Vetro soffiato bianco satinato e nero. Nelle versioni a vetri multipli le combinazioni colori disponibili sono bianco/bianco e bianco/nero. Disponibile anche in versione foglia oro.

Suspensions, wall/ceiling, table lamp in metallized grey metal. Blown white mat glass and black. In multiple glasses versions available combinations are white/white and white/black. Gold leaf version also available.

Hänge-, Wand-/Decken-Tischleuchten in graumetallic. Mundgeblasenes Glas weiß satiniert oder schwarz. Zusätzliche Glasfarben-Kombinationen sind weiß/weiß und weiß/schwarz. Blattgold- ausführung ebenfalls zur Verfügung.

Lámpara de mesa, de pared/plafón y suspensión en gris metalizado. Vidrio soplado blanco satinado y negro. Combinación de colores por lámpara de pared/plafones son blanco/blanco y blanco/negro. Versión pan de oro también disponible.

Suspensions, lampe de table et applique/plafonniers en gris métallisé. Verre soufflé blanc satiné et noir. Combinaisons de couleurs pour appliques/plafonniers sont blanc/blanc et blanc/noir. Version feuille d'or aussi disponible.

Подвесные, настенно-потолочные, настольные светильники с арматурой цвета серый металл. Выдувное белое матовое и черное стекло. В моделях с несколькими плафонами доступны комбинации цветов стекла: белое/белое и белое/черное. Возможна отделка сусальным золотом.











Domino_	Design_Yohji Terazeri 2005					CE IP40 (☐ Table) Ⓢ
	CODICE / CODE	CM A x B	H	INCHES A x B	H	FONTI LUMINOSE / LIGHT SOURCES
Sospensione / Suspension	L090_._011.0000	11 x 8	26	4 ¼" x 3 ⅛"	10 ¼"	LED retrofit bulb G9 Lmax. 60mm - Ø max. 17,5mm max 60W G9
	L090_._014.0000	14 x 9	29	5 ½" x 3 ½"	11 ½"	LED retrofit bulb G9 Lmax. 60mm - Ø max. 17,5mm max 60W G9
Parete-soffitto / Wall-ceiling	P090_._011.0000	11 x 8	13	4 ¼" x 3 ⅛"	5 ⅞"	LED retrofit bulb G9 Lmax. 60mm - Ø max. 17,5mm max 60W G9
	P090_._014.0000	14 x 9	16	5 ½" x 3 ½"	6 ¼"	LED retrofit bulb G9 Lmax. 60mm - Ø max. 17,5mm max 60W G9
	P090_._002.0000	23 x 14	16	9" x 5 ½"	6 ¼"	2x LED retrofit bulb G9 Lmax. 60mm - Ø max. 17,5mm max 60W G9
	P090_._004.0000	24 x 28	16	9 ½" x 11"	6 ¼"	4x LED retrofit bulb G9 Lmax. 60mm - Ø max. 17,5mm max 60W G9
	P090_._009.0000	43 x 45	19	17" x 17 ¾"	7 ½"	9x LED retrofit bulb G9 Lmax. 60mm - Ø max. 17,5mm max 33W G9
Tavolo / Table	C090_._000.0000	11 x 8	13	4 ¼" x 3 ⅛"	5 ⅞"	LED retrofit bulb G9 Lmax. 60mm - Ø max. 17,5mm max 60W G9

Fotometrie e Classi Energetiche disponibili www.panzeri.it / Photometric data and Energy Label available at www.panzeri.it

CODICI COLORI DISPONIBILI / COLOUR CODES AVAILABLE

- 21** Foglia oro / Gold leaf **21** Foglia oro - Foglia oro/foglia oro / Gold leaf - Gold leaf/gold leaf **33** Grigio metallizzato /Bianco - Bianco/bianco / Metallized grey / White - White/white **31** Grigio metallizzato /Nero / Metallized grey / Black **38** Grigio metallizzato /Bianco - Nero / Metallized grey / White - Black



Line_

Design_Team Design 2010



Lampada da terra e sospensione in metallo conificato bianco, nero, cromo, foglia oro. A richiesta foglia argento o foglia rame.

Floor and suspension lamp in tapered metal white, black, chrome, gold leaf. On request silver or copper leaf.

Steh- und Hängeleuchte in konisch zulaufendem Metall weiß, schwarz, chrom, Blattgold. Auf Anfrage Blattsilber oder Blattkupfer.

Lámpara de suelo y suspensión en metal afilado blanco, negro, cromo, pan de oro. A petición pan de plata o pan de cobre.

Lampe au sol et suspension en métal conique blanc, noir, chrome, feuille d'or. Sur demande feuille d'argent ou feuille de cuivre.

Напольные и подвесные светильники конической формы. Доступные отделки: белый, черный, хром, сусальное золото. Сусальное серебро и сусальная медь доступны по запросу.





Line_



Line_	Design_Team Design 2010					IP20 (Floor T036_)
	CODICE / CODE	CM Ø	H	INCHES Ø	H	FONTI LUMINOSE / LIGHT SOURCES
Sospensione / Suspension	L036_-.000.0100	8	68	3 1/8"	26 3/4"	Incl. LED bulb 7W GU10 3000K Ra 80 600 lm 110-240V Not dimmable
Terra / Floor	T036_-.000.0101	28	185	11"	72 3/4"	Potenza assorbita apparecchio / Luminaire power consumption 10W Flusso luminoso apparecchio / Luminaire luminous flux 990 lm 3000K Ra 80 220-240V

Fotometrie e Classi Energetiche disponibili www.panzeri.it / Photometric data and Energy Label available at www.panzeri.it

CODICI COLORI DISPONIBILI / COLOUR CODES AVAILABLE

01 Bianco White	02 Nero Black	21 Foglia oro Gold leaf	22 Cromo Chrome	23 Foglia argento (a richiesta) Silver leaf (available on request)
---------------------------	-------------------------	-----------------------------------	---------------------------	--



Zero_

Design_Team Design 2012



Lampade da parete/soffitto in metallo bianco, cromo e foglia oro complete di LED e driver. A richiesta foglia argento o foglia rame.

Wall/ceiling lamps in white metal, chrome and gold leaf complete with LED and driver. On request silver or copper leaf.

Wand-/Deckenleuchten aus weißem Metall, Chrom und Blattgold mit LED und Treiber. Auf Anfrage Blattsilber oder Blattkupfer.

Lámpara de pared /de techo de metal blanco, cromo y pan de oro completa de LED y de driver. A petición pan de plata o pan de cobre.

Appliques/plafonniers en métal blanc, chrome et feuille or avec LED et driver. Sur demande feuille d'argent ou cuivre.

Настенно — потолочные светильники. Доступные отделки: белый, хром и золотая фольга. LED и драйвер входят в комплект. Серебряная и медная фольга доступны по запросу.



Zero_







Zero_



Zero_	Design_Team Design 2012	Registered Design		LED CE IP20	
	CODICE / CODE	CM A x B H	INCHES A x B H	FONTI LUMINOSE / LIGHT SOURCES	
Parete / Wall	A035_050.0101	52 x 7,5 3	L 20 1/2" x 3" 1 1/2"	Potenza assorbita apparecchio / Luminaire power consumption 11W Flusso luminoso apparecchio / Luminaire luminous flux 700 lm 3000K Ra 80 220-240V	
	A035_100.0101	102 x 7,5 3	L 40 1/2" x 3" 1 1/2"	Potenza assorbita apparecchio / Luminaire power consumption 20W Flusso luminoso apparecchio / Luminaire luminous flux 1400 lm 3000K Ra 80 220-240V	

Fotometrie e Classi Energetiche disponibili www.panzeri.it / Photometric data and Energy Label available at www.panzeri.it

CODICI COLORI DISPONIBILI / COLOUR CODES AVAILABLE

01 Bianco White	21 Foglia oro Gold leaf	22 Cromo Chrome	23 Foglia argento (a richiesta) Silver leaf (available on request)	24 Foglia rame (a richiesta) Copper leaf (available on request)
---------------------------	-----------------------------------	---------------------------	--	---





Lampada a parete costituita da una barra in ottone. Luce indiretta emessa attraverso schermo in policarbonato semiopale. Fonte luminosa costituita da modulo LED. Potenza apparecchio da 13W e flusso luminoso dell'apparecchio pari a 1118 lm. Struttura rifinita con vernice poliaccrilica in colore bianco o nero oppure cromata. Due versioni disponibili: montatura incassata nel muro o montatura esterna. Nessun elemento di fissaggio a vista. Ideale per ambienti residenziali o moderne strutture hospitality.

Wall lamp in brass bar. Indirect light emitted through a semi-opal polycarbonate screen. LED module. Luminaire power of 13W and luminaire luminous flux of 1118 lm. Fitting in white or black polyacrylic paint or in chrome version. Two available versions: recessed mounting in the wall or external mounting. No visible fastening element. Ideal for residential spaces or modern hospitality facilities.

Die Wandleuchte besteht aus Messing und wird zu einer Leiste geformt. Sie spendet indirektes Licht durch einen seidenmatten Polycarbonat-Diffusor. Die Lichtquelle besteht aus einem LED-Modul mit einer Lichtleistung von 13W und einem Lichtstrom von 1118 lm. Der Leuchtenkörper ist weiß oder schwarz lackiert, sowie verchromt erhältlich. Als Aufbau- oder Einbauvariante eingebettet in die Wand oder mit Aufbaugeschäule in einer externen Halterung. Keine sichtbaren Befestigungselemente. Highlight für jeden Wohnraum oder moderne Hospitality-Einrichtungen.

Lámpara de pared, constituida por una barra de latón. Luz indirecta emitida a través de una pantalla de policarbonato semiopalino. Fuente luminosa compuesta por un módulo LED. Potencia del dispositivo a partir de 13W y flujo luminoso del dispositivo equivalente a 1118 lm. Estructura terminada con barniz poliacrílico de color blanco, negro o cromada. Dos versiones disponibles: engarce empotrado en la pared o engarce externo. Ningún elemento de fijación visible. Ideal para entornos residenciales o servicios hoteleros modernos.

Lampe murale constituée d'une barre en laiton. Lumière indirecte émise à travers un écran en polycarbonate semi-opale. Source lumineuse constituée d'un module LED. Puissance de l'appareil de 13 W et flux lumineux de l'appareil de 1118 lm. Structure recouverte de peinture polyacrylique blanche ou noire ou bien chromée. Deux versions disponibles : monture encastrable dans le mur ou monture externe. Aucun élément de fixation apparent. Idéale pour des milieux résidentiels ou des structures d'accueil modernes.

Настенный светильник из латуни. Отраженный свет, излучаемый через полуматовый экран из поликарбоната. Светодиодный модуль. Светильник мощностью 13W и со световым поток 1118 lm. Структура в белой или черной полиакриловой краске либо в хромированной версии. Доступны бра в двух версиях монтажа – накладная либо встраиваемая. Нет видимых крепежных элементов. Идеально подходит для жилых помещений или для гостиничного бизнеса.





Ypsilon_



Ypsilon_

Design_Team Design 2013

LED CE IP20

	CODICE / CODE	CM A x B H	INCHES B H	FONTI LUMINOSE / LIGHT SOURCES
Parete / Wall	A072_-.000.0101	3 x 14,5 62	1 1/8" x 5 3/4" 24 3/8"	Potenza assorbita apparecchio / Luminaire power consumption 13W Flusso luminoso apparecchio / Luminaire luminous flux 1118 lm 3000K Ra 80 220-240V
	X072_-.000.0101	3 x 11 62	1 1/8" x 4 1/8" 24 3/8"	Potenza assorbita apparecchio / Luminaire power consumption 13W Flusso luminoso apparecchio / Luminaire luminous flux 1118 lm 3000K Ra 80 220-240V

Fotometrie e Classi Energetiche disponibili www.panzeri.it / Photometric data and Energy Label available at www.panzeri.it

CODICI COLORI DISPONIBILI / COLOUR CODES AVAILABLE

01 Bianco
White

02 Nero
Black

22 Cromo
Chrome



Cross_

Design_Andrea Lazzari 2012



Lampada a parete in metallo tagliato a laser con diffusore in vetro acidato. Luce sia diretta che indiretta ottenuta da fonte luminosa LED. Fascia metallica rifinita con vernice poliaccrilica bianca o con decorazione a mano in foglia oro e fissata alla struttura senza l'ausilio di viti a vista attraverso sistema elastico. Le fasce assemblate creano un simmetrico gioco di luci e ombre sulla struttura. Ideale per corridoi o uso residenziale.

Wall lamp in laser-cut metal and glass diffuser. Direct and indirect LED light. Metal cover in white polyacrylic paint or hand-decorated with golden leaf and fixed without any visible screw thanks to an elastic system. The assembled covers create a symmetrical play of lights and shadows on the structure. Ideal for corridors or residential use.

Wandleuchte aus Laser-geschnittenem Metall mit Abdeckung aus geätztem Glas. Direkte /indirekte Lichtverteilung mit zweifach LED-Lichtquelle. Die Leuchte ist in weißlackiertem Polyacryl-Lack, Blattgold erhältlich. Das Klicksystem ermöglicht die werkzeuglose Montage des Leuchtschirms, ohne sichtbare Schrauben. Die Symmetrie der Leuchte bildet ein Spiel aus Licht und Schatten. Ideal für Flure oder Wohnbereiche.


Lámpara de pared de metal cortado con láser con difusor de cristal esmerilado con ácido. Luz tanto directa como indirecta originada por una fuente luminosa LED. Banda metálica terminada con barniz poliaccrílico de color blanco o con adorno a mano en pan de oro, y fijada a la estructura a través de un sistema elástico, sin ayuda de tornillos visibles. Las bandas ensambladas crean un juego simétrico de luces y sombras sobre la estructura. Ideal para pasillos o para uso residencial.

Lampe murale en métal découpé au laser avec un diffuseur en verre dépoli. Lumière directe et indirecte obtenue à partir d'une source lumineuse LED. Bande métallique recouverte de peinture polyacrylique blanche ou ornée d'une décoration à la main en feuille dorée et fixée à la structure sans vis apparentes à travers un système élastique. Les bandes assemblées créent un jeu symétrique de lumières et ombres sur la structure. Idéale pour les couloirs ou pour un usage résidentiel.

Настенный светильник выполненный из металла при помощи лазерной резки, оснащенный стеклянным диффузором. Прямой и отраженный свет от LED источника. Металлическая структура в белой полиакриловой краске или с нанесенной в ручную золотой фольгой, фиксируется без каких-либо видимых винтов благодаря гибкой системе крепления. Собранные металлические элементы создают симметричную игру света и тени. Идеально подходит для коридоров или использования в жилых помещениях.







Cross_



Cross_	Design_Andrea Lazzari 2012					LED CE IP20
	CODICE / CODE	CM A x B	H	INCHES A x B	H	FONTI LUMINOSE / LIGHT SOURCES
Parete / Wall	A049_030.0101	30 x 9	11,5	11 3/4" x 3 1/2"	4 1/2"	Potenza assorbita apparecchio / Luminaire power consumption 20W Flusso luminoso apparecchio / Luminaire luminous flux 2340 lm 3000K Ra 80 220-240V
	A049_030.0102	30 x 9	11,5	11 3/4" x 3 1/2"	4 1/2"	Potenza assorbita apparecchio / Luminaire power consumption 20W Flusso luminoso apparecchio / Luminaire luminous flux 2340 lm 3000K Ra 80 220-240V DALI / PUSH DIM
	A049_060.0101	60 x 9	11,5	23 5/8" x 3 1/2"	4 1/2"	Potenza assorbita apparecchio / Luminaire power consumption 40W Flusso luminoso apparecchio / Luminaire luminous flux 4680 lm 3000K Ra 80 220-240V
	A049_060.0102	60 x 9	11,5	23 5/8" x 3 1/2"	4 1/2"	Potenza assorbita apparecchio / Luminaire power consumption 40W Flusso luminoso apparecchio / Luminaire luminous flux 4680 lm 3000K Ra 80 220-240V DALI / PUSH DIM

Fotometrie e Classi Energetiche disponibili www.panzeri.it / Photometric data and Energy Label available at www.panzeri.it

CODICI COLORI DISPONIBILI / COLOUR CODES AVAILABLE

DISPONIBILI A RICHIESTA LED 2700K / ON REQUEST 2700K LED AVAILABLE

01 Bianco
White

21 Foglia oro
Gold leaf



Acheos_

Design_Enzo Panzeri 2012



Lampada da parete LED in metallo bianco.

LED wall lamp in white colour.

LED Wandleuchte aus weißem Metall.

Lámpara de pared LED de metal blanco.

Applique LED en métal blanc.

LED Настенный металлический светильник белого цвета.



Acheos_

Design_Enzo Panzeri 2012

  IP20

CODICE / CODE **CM A x B** **H** **INCHES A x B** **H**

FONTI LUMINOSE / LIGHT SOURCES

Parete / Wall **A06001.000.0101** 12,5 x 10 6 5" x 4" 2.36"

Potenza assorbita apparecchio / Luminaire power consumption 14W
Flusso luminoso apparecchio / Luminaire luminous flux 1047 lm
3000K Ra 80 220-240V

Fotometrie e Classi Energetiche disponibili www.panzeri.it / Photometric data and Energy Label available at www.panzeri.it

CODICI COLORI DISPONIBILI / COLOUR CODES AVAILABLE

01 Bianco
White



Agave_

Design_Diego Chilò 2009



Sospensioni e plafoniere con petali di metallo verniciati in bianco. A richiesta foglia oro, foglia argento o foglia rame. Diffusori in vetro satinato.

Suspensions, ceiling with pieces of white painted metal. On request gold, silver or copper leaf. Mat glass.

Hänge-, Decken- mit Metallelementen, weiß lackiert. Auf Anfrage Blattgold, Blattsilber oder BlattKupfer. Lichtverteiler aus Mattglas.

Suspensiones, lámparas de techo con piezas de metal lacado blanco. A petición pan de oro, pan de plata o pan de cobre. Cristal satinado.

Suspensions, plafonniers avec pétales en métal vernis en blanc. Sur demande feuille d'or, feuille d'argent ou feuille de cuivre. Diffuseurs en verre satiné.

Подвесные, потолочные светильники из металлических лепестков окрашенных в белый цвет либо покрытых сусальным золотом или серебром. Сусальная медь доступна по запросу. Рассеиватель из матового стекла.







Agave_

Design_Diego Chilò 2009

Registered Design

CE IP20

	CODICE / CODE	CM Ø	H	INCHES Ø	H	FONTI LUMINOSE / LIGHT SOURCES
Sospensione / Suspension	L03001.050.0000	51	77	20"	30 ¼"	LED retrofit bulb E27 Lmax. 140mm - Ø max. 65mm max 30W Superstar E27 + LED retrofit spot GU10 MR 16 Lmax. 60mm - Ø max. 60mm max 205W E27
	L03001.070.0000	71	84	28"	33"	4x LED retrofit bulb E27 Lmax. 140mm - Ø max. 65mm 4x max 30W Superstar E27 + LED retrofit spot GU10 MR 16 Lmax. 60mm - Ø max. 60mm 4x max 150W E27
	L03001.090.0000	89	117	35"	46"	6x LED retrofit bulb E27 Lmax. 140mm - Ø max. 65mm 6x max 30W Superstar E27 + LED retrofit spot GU10 MR 16 Lmax. 60mm - Ø max. 60mm 6x max 150W E27 GU10
Soffitto / Ceiling	P03001.050.0000	51	32	20"	12 ½"	LED retrofit bulb E27 Lmax. 115mm - Ø max. 65mm max 23W Micro Twist E27 max 205W E27

Fotometrie e Classi Energetiche disponibili www.panzeri.it / Photometric data and Energy Label available at www.panzeri.it

CODICI COLORI DISPONIBILI / COLOUR CODES AVAILABLE

01 Bianco
White

21 Foglia oro (a richiesta)
Gold leaf (available on request)

23 Foglia argento (a richiesta)
Silver leaf (available on request)

24 Foglia rame (a richiesta)
Copper leaf (available on request)



Floral_

Design_Hiroki Takada 2007

Lampade da tavolo e sospensioni in alluminio. Montature in metallo cromato con diffusore in pyrex.

Table and suspensions in aluminium. Fittings in chromed metal with pyrex diffuser.

Tisch- und Hängeleuchten aus Aluminium. Struktur aus verchromtem Metall mit Pyrexglas.

Lámpara de mesa y suspensión en aluminio. Montura en metal cromado con difusor en pyrex.

Lampe de table et suspensions en aluminium. Monture en métal chromé avec diffuseur en pyrex.

Торшер лампы и подвесные светильники из алюминия. Арматура из хромированного металла, рассеиватель из стекла pyrex.





Floral_



Floral_

Design_Hiroki Takada 2007

CE IP20 (Table)  

	CODICE / CODE	CM Ø	INCHES Ø	FONTI LUMINOSE / LIGHT SOURCES
Sospensione / Suspension	L01322.040.0000	40	15 3/4"	max 18W Superstar E27 max 150W E27
	L01322.060.0000	60	23 5/8"	LED retrofit bulb E27 Lmax. 140mm - Ø max. 65mm max 30W Superstar E27 max 150W E27
Tavolo / Table	C01322.040.0000	40	15 3/4"	max 18W Superstar E27 max 150W E27
	C01322.060.0000	60	23 5/8"	LED retrofit bulb E27 Lmax. 140mm - Ø max. 65mm max 150W E27

Fotometrie e Classi Energetiche disponibili www.panzeri.it / Photometric data and Energy Label available at www.panzeri.it

CODICI COLORI DISPONIBILI / COLOUR CODES AVAILABLE

22 Cromo
Chrome



Tutu_

Design_Hiroki Takada 2012

Sospensioni, plafoniere e lampada da parete con diffusore in pyrex. Elementi decorativi in carta sintetica giapponese, appesi con particolari in tecnopolimero rosso. Montature in fusione di alluminio di colore bianco.

Suspensions, ceiling lamps and wall lamp with pyrex diffuser. Decorative elements in Japanese synthetic paper, hung by red polymer details. Fittings in white aluminium.

Wand-, Hänge und Deckenleuchten mit Pirex-Schirm. Dekorationselemente aus synthetischem, japanischem Papier, aufgehängt mit roten Polymerelementen. Struktur aus weißem Aluminium.

Suspensiones, lámparas de plafón y de pared con difusor en pyrex. Elementos decorativos en papel sintético japonés adornado con detalles en polímero rojo. Monturas en aluminio blanco.

Suspensions, plafonniers et applique avec diffuseur en pyrex. Parties décoratives de papier synthétique japonais accroché avec des détails en polymère rouge. Montures en aluminium blanc.

Подвесные, потолочные светильники и бра с рассеивателем из Pyrex. Декоративные элементы из японской синтетической бумаги, подвешены с деталями из технополимера. Арматура из литого алюминия белого цвета.



Tutu_





Tutu_	Design_Hiroki Takada 2012					CE IP20
	CODICE / CODE	CM Ø / A x B	H	INCHES Ø / A x B	H	FONTE LUMINOSE / LIGHT SOURCES
Sospensione / Suspension	L05601.055.0000	55	39	21 ½"	15 ¼"	26/32/42W GX24 q-3/q-4 220-240V
	L05601.070.0000	70	40	27 ½"	15 ¾"	2x 26/32/42W GX24 q-3/q-4 220-240V
Soffitto / Ceiling	P05601.055.0000	55	39	21 ½"	15 ¼"	26/32/42W GX24 q-3/q-4 220-240V
	P05601.070.0000	70	40	27 ½"	15 ¾"	2x 26/32/42W GX24 q-3/q-4 220-240V
Parete / Wall	A05601.000.0000	55 x 35	45	21 ½" x 13 ¾"	17 ¾"	26W G24 q-3 220-240V

Fotometrie e Classi Energetiche disponibili www.panzeri.it / Photometric data and Energy Label available at www.panzeri.it

CODICI COLORI DISPONIBILI / COLOUR CODES AVAILABLE

01 Bianco
White



Twister_

Design_Enzo Panzeri 1998



Lampada da terra, da tavolo, da soffitto e da parete in nichel satinato. Vetro soffiato bianco satinato.

Tisch-, Wand-, Hänge- und Stehleuchte in satiniertem Nickel. Mundgeblasene, weiße Mattgläser.

Lampe au sol, lampe de table, de plafond et applique en nickel satiné. Verre soufflé blanc satiné.

Table, floor, suspension and wall lamps in mat nichel metal. Blown white mat glass.

Lámpara de suelo, de mesa, de techo y de pared de níquel satinado. Vidrio soplado blanco satinado.

Настольные, напольные, подвесные и настенные светильники, цвет матовый никель. Матовое выдувное стекло белого цвета.





Twister_



Twister_

Design_Enzo Panzeri 1998

CE IP20 (☐ Table / Floor) Ⓜ

	CODICE / CODE	CM Ø / A x B H	INCHES Ø / A x B H	FONTI LUMINOSE / LIGHT SOURCES
Sospensione / Suspension	L06732.050.0000	20 55	8" 21 1/2"	LED retrofit bulb E27 Lmax. 115mm - Ø max. 60mm max 23W Micro Twist E27 max 150W E27
Parete / Wall	A06732.035.0000	24 x 11 32	9 1/2" x 4 1/4" 12 1/2"	LED retrofit bulb E27 Lmax. 110mm - Ø max. 60mm max 23W Micro Twist E27 max 70W E27
	A06732.050.0000	24 x 11 51	9 1/2" x 4 1/4" 20"	2x LED retrofit bulb E27 Lmax. 110mm - Ø max. 60mm 2x max 23W Micro Twist E27 2x max 70W E27
Tavolo / Table	C06732.035.0000	15 51	6" 20"	LED retrofit bulb E14 Lmax. 75mm - Ø max. 45mm max 60W E14
	C06732.050.0000	21 78	8 1/4" 30 3/4"	LED retrofit bulb E27 Lmax. 115mm - Ø max. 60mm max 23W Micro Twist E27 max 150W E27
Terra / Floor	T06732.000.0000	29 183	11 1/2" 72"	LED retrofit bulb E27 Lmax. 115mm - Ø max. 60mm max 205W E27

Fotometrie e Classi Energetiche disponibili www.panzeri.it / Photometric data and Energy Label available at www.panzeri.it

CODICI COLORI DISPONIBILI / COLOUR CODES AVAILABLE

3 2 Nichel_Bianco
Nickel_White



Viki_

Design_Team Design 2011



Lampade da soffitto e sospensioni in tessuto bielastico ignifugo.

Hänge-, und Deckenleuchten aus feuerfestem, bi-elastischem Stoff.

Plafonniers et suspensions en tissu biélastique ignifuge.

Ceiling lamps and suspensions in bi-elastic, fire resistant fabric.

Lámparas de techo y suspensiones raso en tela elastica ignifugo.


Потолочные и подвесные светильники из невоспламеняемой ткани бифлекс.





Viki_



Viki_	Design_Team Design 2011			Registered Design		CE IP20 
	CODICE / CODE	CM Ø	H	INCHES Ø	H	FONTI LUMINOSE / LIGHT SOURCES
Sospensione / Suspension	L04101.055.0000	55	18	21 ½"	7"	2x LED retrofit bulb E27 Lmax. 140mm - Ø max. 65mm 2x max 30W Superstar E27 2x max 53W E27
	L04101.075.0000	75	22	29 ½"	8 ½"	3x LED retrofit bulb E27 Lmax. 140mm - Ø max. 65mm 3x max 30W Superstar E27 3x max 53W E27
Soffitto-parete/ Ceiling-wall <input type="checkbox"/>	P04101.055.0000	55	18	21 ½"	7"	2x LED retrofit bulb E27 Lmax. 140mm - Ø max. 65mm 2x max 30W Superstar E27 2x max 53W E27
	<input type="checkbox"/> P04101.075.0000	75	22	29 ½"	8 ½"	3x LED retrofit bulb E27 Lmax. 140mm - Ø max. 65mm 3x max 30W Superstar E27 3x max 53W E27

Fotometrie e Classi Energetiche disponibili www.panzeri.it / Photometric data and Energy Label available at www.panzeri.it

CODICI COLORI DISPONIBILI / COLOUR CODES AVAILABLE

01 Bianco
White



Tecla_

Design_Friedrich Reiffer 1995



Lampada da parete LED verniciata bianca. Vetro opalino bianco.

LED wall lamp in white colour. Opaline white glass.

LED Wandleuchte in Weißen Metall. Weißes Opalglas.

Lámpara de pared LED en metal blanco. Vidrio opalino blanco.

Applique LED, en metal blanc. Verre opaline blanc.

Настенный светильник на светодиодах в белом цвете. Белое матовое стекло.



Tecla_

Design_Friedrich Reiffer 1995

  IP20

	CODICE / CODE	CM A x B	H	INCHES A x B	H	FONTI LUMINOSE / LIGHT SOURCES
Parete / Wall	A04101.012.0101	13 x 5	13	5 1/8" x 2"	5 1/8"	Potenza assorbita apparecchio / Luminaire power consumption 7,5W Flusso luminoso LED / LED luminous flux 730 lm 3000K Ra 80 220-240V
	A04101.030.0101	30 x 8	21	11 3/4" x 3 1/4"	8 1/4"	Potenza assorbita apparecchio / Luminaire power consumption 19W Flusso luminoso LED / LED luminous flux 2190 lm 3000K Ra 80 220-240V

Fotometrie e Classi Energetiche disponibili www.panzeri.it / Photometric data and Energy Label available at www.panzeri.it

CODICI COLORI DISPONIBILI / COLOUR CODES AVAILABLE

01 Bianco
White



Disco_

Design_Team Design 2006



Lampada da parete e soffitto in vetro soffiato satinato bianco. Struttura a scomparsa (per i modelli Ø 30 cm e Ø 40 cm) in metallo verniciato bianco. Struttura a vista (per il modello Ø 50 cm) in metallo verniciato bianco.


Wall and ceiling lamp made of mat blown glass. Invisible white metal part for Ø 30 cm and Ø 40 cm size. Visible white metal part for Ø 50 size.

Wand- oder Deckenleuchte mit weißem satiniertem Glas. Bei Ø 30 cm und Ø 40 cm Halterung nicht sichtbar. Bei Ø 50 cm weiße Halterung sichtbar.

Lámpara de pared y plafón de vidrio soplado satinado blanco. Estructura escondida (para los modelos Ø 30 cm y Ø 40 cm) de metal barnizado blanco. Estructura de vista (para el modelo Ø 50 cm) de metal barnizado blanco.

Applique et plafonnier en verre soufflé satiné blanc. Structure cachée (pour les modèles Ø 30 cm et Ø 40 cm) en métal verni blanc. Structure en vue (pour le modèle Ø 50 cm) en métal verni blanc.

Настенные и потолочные светильники из белого матового выдувного стекла. Белое металлическое основание. Невидимое для моделей Ø 30см и Ø 40см, видимое для модели Ø 50см.

Disco_		Design_Team Design 2006				LED CE IP20
	CODICE / CODE	CM Ø	H	INCHES Ø	H	FONTI LUMINOSE / LIGHT SOURCES
Soffitto / Ceiling	 P06601.030.0101	30	9	11 ¾"	3 ½"	Potenza assorbita apparecchio / Luminaire power consumption 13W Flusso luminoso LED / LED luminous flux 1460 lm 3000K Ra 80 220-240V
	P06601.030.0000	30	9	11 ¾"	3 ½"	LED retrofit bulb E27 Lmax. 100mm - Ø max. 55mm max 14W Micro Twist E27 max 53W E27
	P06601.040.0101	40	10	15 ¾"	4"	Potenza assorbita apparecchio / Luminaire power consumption 19W Flusso luminoso LED / LED luminous flux 2190 lm 3000K Ra 80 220-240V
	P06601.040.0000	40	10	15 ¾"	4"	2x LED retrofit bulb E27 Lmax. 100mm - Ø max. 55mm 2x max 18W Micro Twist E27 2x max 53W E27
	P06601.050.0101	50	16	19 ¾"	6 ¼"	Potenza assorbita apparecchio / Luminaire power consumption 19W Flusso luminoso LED / LED luminous flux 2190 lm 3000K Ra 80 220-240V
	P06601.050.0000	50	16	19 ¾"	6 ¼"	2x LED retrofit bulb E27 Lmax. 100mm - Ø max. 55mm 2x max 23W Micro Twist E27 2x max 53W E27

Fotometrie e Classi Energetiche disponibili www.panzeri.it / Photometric data and Energy Label available at www.panzeri.it

CODICI COLORI DISPONIBILI / COLOUR CODES AVAILABLE

DISPONIBILI A RICHIESTA LED 2700K / ON REQUEST 2700K AVAILABLE

01 Bianco
White





Elle_

Design_Highlight 2012



Lampade da parete/soffitto in metallo bianco.


Wall/ceiling lamps in white metal.

Wand/Deckenleuchten in weißem Metall.




Lámparas de pared/techo en metal blanco.

Appliques/plafonniers en métal blanc.

бра/потолочные светильники из металла белого цвета.





Elle_		Design_Highlight 2012				CE IP20  
	CODICE / CODE	CM A x B	H	INCHES A x B	H	FONTI LUMINOSE / LIGHT SOURCES
Parete-soffitto / Wall-ceiling 	P05001.001.0011	16,5 x 16,5	16,5	6 1/2" x 6 1/2"	6 1/2"	max 75W G53 12V QR111
	P05001.002.0011	33 x 16,5	16,5	13" x 6 1/2"	6 1/2"	2x max 75W G53 12V QR111
	P05101.001.0011	16,5 x 16,5	16,5	6 1/2" x 6 1/2"	6 1/2"	max 75W G53 12V QR111
	P05101.002.0011	33 x 16,5	16,5	13" x 6 1/2"	6 1/2"	2x max 75W G53 12V QR111

+ ELECTRIC OPTIONS:

XM3L GU10 lampholder

XM5/111 15W G53 3000K 40° Ra80 12VAC/DC 860lm NOT DIMMABLE

XM50/12 transformer (MAX 2x XM5/111 LED) 1-50W 12VAC



Predisposto con foratura multipla per alloggiare qualsiasi tipo di alimentatore da ordinare separatamente
Prepared with multiple drilling to house any type of power supply to be ordered separately

XM5/111AC 22,5W 3000K 40° Ra83 220-240V 1850 lm NOT DIMMABLE



Fotometrie e Classi Energetiche disponibili www.panzeri.it / Photometric data and Energy Label available at www.panzeri.it

CODICI COLORI DISPONIBILI / COLOUR CODES AVAILABLE

01 Bianco
White



Classic_

Design_Team Design 1979



Lampada da terra estensibile, da tavolo, e da parete in ottone lucido o cromo, con paralume bianco.

Extending floor, table and wall lamp in polished brass in chrome and white shade.

Tisch-, Wand-, und Stehleuchte dreh- und schwenkbar aus Messing oder in Chrom mit weißem Stoffschirm.

Lámpara de suelo extensible, de mesa, y de pared de latón lúcido o cromado con pantalla blanca.

Lampe au sol extensible, lampe de table et applique en laiton brillant ou chrome avec abat-jour blanc.

Настольные лампы, бра, регулируемый торшер. Цвет глянцевая латунь или хром, белый абажур.





Per progetti, disponibili su richiesta versioni a parete con flessibile a LED, ottone o cromo, completo di driver e interruttore.

Wall-mounted version available on request in brass or chrome, includes flexible LED, complete with driver and switch.

Für Projekte sind auf Anfrage Wandausführungen mit biegsamem Rohr mit LED-Aufsatz aus Messing oder Chrom, mit Treiber und Schalter lieferbar.

Para proyectos disponibles a su petición versiones para pared con flexible y LED, latón o cromo, con driver e interruptor.

Pour les projets sont disponibles sur demande des versions à parois avec flexible à LED, en laiton ou en chrome, complet avec driver et interrupteur.

Для проектов возможны настенные варианты со светодиодными лентами, латунь или хром, в комплекте с драйвером и выключателем.



Classic_







Classic_ Design_Team Design 1979						CE IP20 (Table / Floor)
CODICE / CODE		CM Ø	H	INCHES Ø	H	FONTI LUMINOSE / LIGHT SOURCES
Parete / Wall	A024_..001.0000	27 → 32	26	10 ½" → 12 ½"	10 ¼"	LED retrofit bulb E27 Lmax. 120mm - Ø max. 65mm max 18W Micro Twist E27 max 53W E27
	A024_..002.0000	30 → 49	29	11 ¾" → 19 ¼"	11 ½"	LED retrofit bulb E27 Lmax. 120mm - Ø max. 65mm max 18W Micro Twist E27 max 53W E27
	M24-1	Schermo in vetro Glass screen	A024_..001.0000 A024_..002.0000	22	8 ½"	
Tavolo / Table	C024_..000.0000	27	39	10 ½"	15 ¼"	LED retrofit bulb E27 Lmax. 120mm - Ø max. 65mm max 18W Micro Twist E27 max 53W E27
	M24-1	Schermo in vetro Glass screen	C024_..000.0000	22	8 ½"	
	C024_..002.0000	30 → 44	50	11 ¾" → 17 ¼"	19 ¾"	LED retrofit bulb E27 Lmax. 120mm - Ø max. 65mm max 18W Micro Twist E27 max 53W E27
	M24-2	Schermo in vetro Glass screen	C024_..002.0000	25	10"	
Terra / Floor	T024_..002.0000	40 → 64	130 → 170	15 ¾" → 25 ½"	51 ¼" → 67"	LED retrofit bulb E27 Lmax. 120mm - Ø max. 65mm max 23W Micro Twist E27 max 70W E27
	M24-3	Schermo in vetro Glass screen	T024_..002.0000	36	14 ¼"	

Fotometrie e Classi Energetiche disponibili www.panzeri.it / Photometric data and Energy Label available at www.panzeri.it

	CM Ø	H	INCHES Ø	H	LED
Flessibile a LED per versioni a parete (su richiesta) Flexible LED for wall-mounted version (available on request)	2,5	35	1"	13 ⅝"	1,7W 3000K Ra 80 160 lm 220-240V


CODICI COLORI DISPONIBILI / COLOUR CODES AVAILABLE

20 Ottone lucido Polished brass	22 Cromo Chrome	PARALUME LAMPSHADE	Norma di reazione al fuoco (CLASSE 1) UNI 8456/87 Reaction to fire (CLASSE 1) UNI 8456/87
---	---------------------------	-------------------------------------	--



Carré_

Design_Team Design 2006



Lampada da tavolo, lampada da terra e parete estensibile in ottone cromato con paralume quadrato bianco.

Table, floor and adjustable wall lamps in chrome plated brass. Square white lampshade.

Steh-, Tisch- und schwenkbare Wandleuchte aus verchromtem Messing. Quadratischer Lampenschirm in Weiß.

Lámpara de mesa, de suelo y de pared extensible de latón cromado con pantalla cuadrada blanca.

Lampe de table, au sol et applique extensible en laiton chromé avec abat-jour carré blanc.

Настольные, напольные и регулируемые настенные светильники из хромированной латуни с белыми квадратными абажурами.





Carré_



Per progetti, disponibili su richiesta versioni a parete con flessibile a LED, ottone o cromo, completo di driver e interruttore.

Wall-mounted version available on request in brass or chrome, includes flexible LED, complete with driver and switch.

Für Projekte sind auf Anfrage Wandausführungen mit biegsamem Rohr mit LED-Aufsatz aus Messing oder Chrom, mit Treiber und Schalter lieferbar.

Para proyectos disponibles a su petición versiones para pared con flexible y LED, latón o cromo, con driver e interruptor.

Pour les projets sont disponibles sur demande des versions à parois avec flexible à led, en laiton ou en chrome, complet avec driver et interrupteur.

Для проектов возможны настенные варианты со светодиодными лентами, латунь или хром, в комплекте с драйвером и выключателем.

Carré_		Design_Team Design 2006				CE IP20 (Table / Floor)
	CODICE / CODE	CM A x B	H	INCHES A x B	H	FONTI LUMINOSE / LIGHT SOURCES
Parete / Wall	A02322.001.0000	28 x 28 → 40	26	11" x 11" → 15 3/4"	10 1/4"	LED retrofit bulb E27 Lmax. 120mm - Ø max. 65mm max 18W Micro Twist E27 max 53W E27
	A02322.002.0000	28 x 28 → 60	29	11" x 11" → 23 5/8"	11 3/8"	LED retrofit bulb E27 Lmax. 120mm - Ø max. 65mm max 18W Micro Twist E27 max 53W E27
Tavolo / Table	C02322.000.0000	28 x 28	49	11" x 11"	19 1/4"	LED retrofit bulb E27 Lmax. 120mm - Ø max. 65mm max 18W Micro Twist E27 max 53W E27
Terra / Floor	T02322.000.0000	28 x 28	170	11" x 11"	67"	LED retrofit bulb E27 Lmax. 120mm - Ø max. 65mm max 23W Micro Twist E27 max 70W E27
Schermo in vetro per paralume Glass screen for lampshade	M23	24 x 24		9 1/2" x 9 1/2"		
		CM Ø	H	INCHES Ø	H	LED
Flessibile a LED per versioni a parete (su richiesta) Flexible LED for wall-mounted version (available on request)		2,5	35	1"	13 5/8"	1,7W 3000K Ra 80 160 lm 220-240V

Fotometrie e Classi Energetiche disponibili www.panzeri.it / Photometric data and Energy Label available at www.panzeri.it

CODICI COLORI DISPONIBILI / COLOUR CODES AVAILABLE

22 Cromo Chrome	PARALUME LAMP SHADE	Norma di reazione al fuoco (CLASSE 1) UNI 8456/87 Reaction to fire (CLASSE 1) UNI 8456/87
---------------------------	--------------------------------------	--



Blissy_

Design_Silvia Poma 2003



Lampada da terra, da tavolo e da parete in grigio metallizzato o marrone metallizzato.
Paralumi in avorio plissé oppure bianco.
Schermi in vetro inclusi, eccetto nella versione terra.

Floor, table and wall lamp in metallized grey or metallized brown. Ivory plissé or white lampshade. Glass screen included, except for floor lamp.

Steh-, Tisch- und Wandleuchte in graumetallic oder braunmetallic.
Elfenbein plissé oder weißer Stoffschirm.
Inklusiv Glasschirm außer bei Stehleuchte.

Lámpara de suelo, de mesa y de pared gris metalizado o marrón metalizado.
Pantalla plisada marfil o pantalla blanca.
Incluso eschermo en vidrio, no para la version tierra.

Lampe au sol, lampe de table et applique en gris métallisé ou brun métallisé. Abat-jour en plissé ivoire ou blanc. Ecrans en verre inclus, sauf pour la lampe au sol.

Напольные, настольные и настенные светильники, арматура - серый металл или коричневый металл.
Абажуры белые либо плиссированные цвета слоновой кости. Укомплектованы стеклянным экраном за исключением напольных светильников.







Blissy_		Design_Silvia Poma 2003				CE IP20 (☐ Table / Floor) ⚡
	CODICE / CODE	CM A x B	H	INCHES A x B	H	FONTI LUMINOSE / LIGHT SOURCES
Parete / Wall	A08413.000.0000	29 x 10	18	11 ½" x 4"	7"	LED retrofit bulb E27 Lmax. 125mm - Ø max. 65mm max 70W E27
	A08412.000.0000	29 x 10	18	11 ½" x 4"	7"	LED retrofit bulb E27 Lmax. 125mm - Ø max. 65mm max 53W E27
Tavolo / Table	C084_ _030.0000	29 x 13,5	29	11 ½" x 5 ¼"	11 ½"	LED retrofit bulb E27 Lmax. 125mm - Ø max. 65mm max 23W Micro Twist E27 max 53W E27
	C084_ _050.0000	45 x 19	43	17 ¾" x 7 ½"	17"	LED retrofit bulb E27 Lmax. 140mm - Ø max. 65mm max 30W Superstar E27 max 150W E27
Terra / Floor	T084_ _000.0000	45 x 19	166	17 ¾" x 7 ½"	65 ¼"	LED retrofit bulb E27 Lmax. 140mm - Ø max. 65mm max 150W E27

Fotometrie e Classi Energetiche disponibili www.panzeri.it / Photometric data and Energy Label available at www.panzeri.it

CODICI COLORI DISPONIBILI / COLOUR CODES AVAILABLE

1 2 Grigio metall. / Paralume bianco
Metallized grey / White lampshade



1 3 Grigio metall. / Paralume plissé
Metallized grey / Plisse' lampshade



1 4 Marrone metall. / Paralume bianco
Metallized brown / White lampshade



1 5 Marrone metall. / Paralume plissé
Metallized brown / Plisse' lampshade

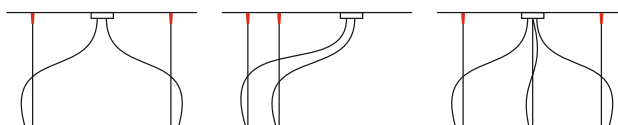


PARALUME PB Norma di reazione al fuoco (CLASSE 1) UNI 8456/87
LAMP SHADE PB Reaction to fire (CLASSE 1) UNI 8456/87

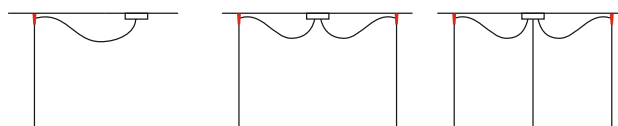
Decentramento / Offset



M79D
Bianco
White
Weiß
Blanco
Blanc
БЕЛЫЙ

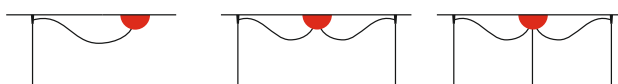


M75D
Bianco
White
Weiß
Blanco
Blanc
БЕЛЫЙ



M7533
Grigio metallizzato
Metallized grey
Graumetallic
Gris metalizado
Gris métallisé
СЕРЫЙ МЕТАЛЛИК

Disponibile con 1, 2, 3 fori - 1, 2 or 3 holes available



M7533/1

M7533/2

M7533/3

M7532
Nichel
Nickel
Nickel
Níquel
Nickel
НИКЕЛЬ

Disponibile con 1, 2, 3 fori - 1, 2 or 3 holes available

M7532/1

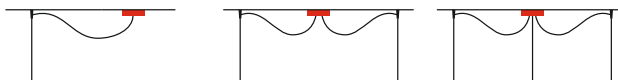
M7532/2

M7532/3



M7901
Bianco
White
Weiß
Blanco
Blanc
БЕЛЫЙ

Disponibile con 1, 2, 3 fori - 1, 2 or 3 holes available



M7901/1

M7901/2

M7901/3

M7933
Grigio metallizzato
Metallized grey
Graumetallic
Gris metalizado
Gris métallisé
СЕРЫЙ МЕТАЛЛИК

Disponibile con 1, 2, 3 fori - 1, 2 or 3 holes available

M7933/1

M7933/2

M7933/3

M7932
Nichel
Nickel
Nickel
Níquel
Nickel
НИКЕЛЬ

Disponibile con 1, 2, 3 fori - 1, 2 or 3 holes available

M7932/1

M7932/2

M7932/3

M7922
Cromo
Chrome
Chrom
Cromo
Chrome
ХРОМ

Disponibile con 1, 2, 3 fori - 1, 2 or 3 holes available

M7922/1

M7922/2

M7922/3

M89_

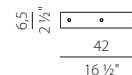
Barra in bianco
White track
Schiene in weiß
Barra en blanco
Barre en blanc
Шина, цвет или белый

01

Bianco
White
Weiß
Blanco
Blanc
БЕЛЫЙ



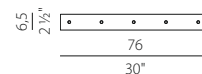
M8901-42 MAX 3 LIGHTS



Accessorio per sospensioni con solo cavo elettrico
Detail for electric cable suspensions
Detail für Hängeleuchten mit Stromkabel
Detalle por suspensión con cable eléctrico
Accessoire pour suspension avec fil électrique
Аксессуар для подвеса только на электрический провод



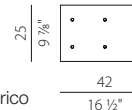
M8901-76 MAX 5 LIGHTS



Accessorio per sospensioni con solo cavo elettrico
Detail for electric cable suspensions
Detail für Hängeleuchten mit Stromkabel
Detalle por suspensión con cable eléctrico
Accessoire pour suspension avec fil électrique
Аксессуар для подвеса только на электрический провод



M8901-25 MAX 6 LIGHTS



Accessorio per sospensioni con solo cavo elettrico
Detail for electric cable suspensions
Detail für Hängeleuchten mit Stromkabel
Detalle por suspensión con cable eléctrico
Accessoire pour suspension avec fil électrique
Аксессуар для подвеса только на электрический провод



CE

Accessorio per sospensioni con solo cavo elettrico
Detail for electric cable suspensions
Detail für Hängeleuchten mit Stromkabel
Detalle por suspensión con cable eléctrico
Accessoire pour suspension avec fil électrique
Аксессуар для подвеса только на электрический провод



CA

Accessorio per sospensioni con cavo in acciaio
Detail for stainless steel cable suspensions
Detail für Hängeleuchten mit Stahlseil
Detalle por suspensión con cable de acero
Accessoire pour suspension avec fil en acier
Аксессуар для подвеса с использованием стального троса

Vetreria_

Arte vetraria veneziana, maestria e tecnica lombarda si coniugano per creare queste nuove opere artigianali, ma nel contempo attuali e tecnicamente avanzate.

Venetian glassworking art combines lombard mastery and technical skill to create this new artisanal product which, at the same time, is both contemporary in look and technically advanced.

Die verbindung venezianischer glaskunst mit lombardischer fachkenntnis hat die kreation dieser neuen werke ermöglicht, die handwerkliche qualität mit zeitgenössischem stil und technischem fortschritt vereinen.

Vidrieria de arte veneziana, maestria y tecnica lombarda se conjugan para crear estas nuevas operas artesanal es al mismo tiempo actual y tecnicamente avanzadas.

Verrerie venitienne, maitrise et technicite lombarde se conjuguent pour creer ces nouvelles œuvres artisanales, mais au meme temps actuelles et techniquement avancees.

Искусство стекольщиков Венеции, мастерство и технологичность Ломбардии объединились, чтобы создать эти светильники: изделия ремесленные, но в то же время актуальные и использующие передовую технологию.







Tate_





Tate_



BIANCO SATINATO / WHITE MAT



NERO SATINATO / BLACK MAT



Tate_	2009					CE IP20
	CODICE / CODE	CM Ø / A x B	H	INCHES Ø / A x B	H	FONTI LUMINOSE / LIGHT SOURCES
Sospensione / Suspension	Y-TAT-6L	90	75	35 1/2"	29 1/2"	6x LED retrofit bulb G9 Lmax. 60mm - Ø max. 17,5mm 6 x max 60W G9
	Y-TAT-8L	100	75	39 3/8"	29 1/2"	8x LED retrofit bulb G9 Lmax. 60mm - Ø max. 17,5mm 8 x max 60W G9
Parete / Wall	Y-TAT-2A	40 x 25	30	15 3/4" x 9 3/4"	11 3/4"	2x LED retrofit bulb G9 Lmax. 60mm - Ø max. 17,5mm 2 x max 60W G9
	YM10					Fusciacca bianca / White Cloth cover
	YM12					Gancio per appendimento / Ceiling hook

Fotometrie e Classi Energetiche disponibili www.panzeri.it / Photometric data and Energy Label available at www.panzeri.it

CODICI COLORI DISPONIBILI / COLOUR CODES AVAILABLE

Cromo Chrome	BIANCO WHITE	NERO BLACK	BIANCO SATINATO WHITE MAT	NERO SATINATO BLACK MAT	YM10	YM12

Prado_





Prado_

Design_Silvia Poma 2011

CE IP20

	CODICE / CODE	CM Ø / A x B	H	INCHES Ø / A x B	H	FONTI LUMINOSE / LIGHT SOURCES
Sospensione / Suspension	Y-PRA-6L	90	100	35 1/2"	39 3/8"	6x LED retrofit bulb G9 Lmax. 60mm - Ø max. 17,5mm 6 x max 60W G9
	Y-PRA-10L	90	100	35 1/2"	39 3/8"	10x LED retrofit bulb G9 Lmax. 60mm - Ø max. 17,5mm 10 x max 60W G9
Parete / Wall	Y-PRA-3A	40 x 25	40	15 3/4" x 9 3/4"	15 3/4"	3x LED retrofit bulb G9 Lmax. 60mm - Ø max. 17,5mm 3 x max 60W G9
	YM10					Fusciacca bianca / White Cloth cover
	YM12					Gancio per appendimento / Ceiling hook

Fotometrie e Classi Energetiche disponibili www.panzeri.it / Photometric data and Energy Label available at www.panzeri.it

CODICI COLORI DISPONIBILI / COLOUR CODES AVAILABLE

Cromo	CRISTALLO	YM10	YM12
Chrome	CRYSTAL		



Outdoor_

310 **BOX**

314 **DRACO**

306 **FOUR**

300 **LAMPyris**

318 **POTTER**

290 **RALPH**

Ralph_

Design_Team Design 2011



RALPH Ø 50

Lampada a sospensione, tavolo, terra e picchetto studiata per esterni. Paralume in rattan sintetico intrecciato a mano e stelo in alluminio/ottone (versione da tavolo, terra e picchetto). Sfera in policarbonato con portalampada E27. Paralume disponibile in color bianco screziato grigio o marrone. Stelo rifinito con vernice poliaccrilica in bianco o marrone. Diffusore con attacco a baionetta studiato per permettere una facile rimozione per l'eventuale ritiro durante l'inverno. Versione a sospensione fornita con 1 cavo di alimentazione in color arancione (versione da 90 equipaggiata anche con 1 cavo di sospensione in acciaio). Disponibili accessori per fissaggio a parete. Ideale per zone living esterne o illuminazione di giardini.

Outdoor lamp in the suspension, table, floor and peg versions. Lampshade in hand-woven synthetic rattan and stem in aluminium/brass (table, floor and peg versions). Polycarbonate sphere with E27 lamp socket. Lampshade available in striated white/grey or brown color. Stem finished with polyacrylic paint in white or brown. Diffuser with bayonet fitting designed for an easy removal during the winter. Suspended version supplied with 1 power cable in orange (version 90 also equipped with 1 suspension steel cable). Available accessories for wall fixing. Ideal for outdoor living areas or garden lighting.

Hänge-Tisch-Stehleuchten für außenräume geplant. Lampenschirm aus Synthetischem Rattan handverflechtet und Struktur aus Aluminium/Messing (Steh- und Tisch Ausführung). Kugel aus Polycarbonat mit Fassung E27. Lampenschirm weißgesprenkelt, grau, braun. Struktur weiß oder braun lackiert. Glas mit besonderem Haken, eine einfache Demontage im Winter zu erlauben. Hängeleuchten mit einem orange Kabel (Version 90 auch mit Kabel aus Stahl). Zubehör für Wandmontage verfügbar. Ideal für Außenliving oder Garten.

Lámpara de suspensión, de mesa, de pie y con piqueta de exterior. Pantalla de ratán sintético tejido a mano y tallo de aluminio/latón (versión de mesa, de pie y con piqueta). Esfera de policarbonato con portalampada E27. Pantalla disponible en color blanco jaspeado, gris o marrón. Tallo adornado con barnizado poliaccrílico blanco o marrón. Difusor con casquillo de bayoneta diseñado para permitir una remoción fácil en caso de recogida en el invierno. La versión de suspensión presenta 1 cable de alimentación de color naranja (versión de 90 también equipada con 1 cable de suspensión de acero). Disponibles accesorios para fijación en la pared. Ideal para espacios en el exterior o iluminación de jardines.

Lampe à suspension, de table, de sol et sur piquet pour l'extérieur. Abat-jour en rotin synthétique tressé à la main et tige en aluminium/laiton (version de table, de sol et sur piquet). Sphère en polycarbonate avec une douille E27. Abat-jour disponible en blanc tacheté gris ou marron. Tige recouverte de peinture polyacrylique blanche ou marron. Diffuseur avec un culot à baïonnette étudié pour simplifier le retrait éventuel en hiver. Version à suspension accompagnée d'un câble d'alimentation orange (version de 90 également équipée d'1 câble de suspension en acier). Accessoires de fixation murale disponibles. Idéale pour des espaces de vie à l'extérieur ou l'éclairage de jardins.

Уличный светильник в подвесной, настольной, напольной версиях, а также со штыком для установки в землю. Абажур сотканного и ручную искусственного ротанга и основание из алюминия / латуни (настольная, напольная и версия со штыком). Внутри абажура сфера из поликарбоната с лампой с цоколем E27. Абажур доступен в серо-белом или коричневом цветах. Основание окрашено полиакриловой краской белого или коричневого цвета. Светильник со штыковым креплением, предназначен для легкого удаления на зиму. Подвесная версия поставляется с оранжевым кабелем питания (версия диаметром 90см также оснащена стальным тросом). Доступны аксессуары для крепления к стене. Идеально подходит для открытых площадок террас или освещения сада.



Ralph_
Ø 90





Ralph_

Ø 35 - Ø 50



RALPH Ø 35

RALPH Ø 50





Lampada da esterno-interno in rattan sintetico con diffusore in polimetilmetacrilato (PMMA) trasparente con cavo arancio.

Indoor/outdoor lamps in synthetic rattan lampshade with clear polymethylmethacrylate (PMMA) diffuser and orange cable.

Innen und Außenbereichleuchte mit syntethischem Rattan Lampenschirm und mit klarem Schirm in Polymethylmethacrylat (PMMA). Oranges Kabel.

Lámpara de interno/externo con pantalla en rattan sintético con difusor en polimetilmetacrilato (PMMA) transparente con cable naranja.

Lampe pour intérieur/extérieur avec abat-jour en rattan synthétique, diffuseur en polyméthacrylate de méthyle (PMMA) transparent et orange câble.

Светильник для внутреннего и наружного освещения из синтетического ротанга с рассеивателем из прозрачного полиметилметакрилата (пмма) и проводом оранжевого цвета.



Ralph_

Ø 35

Sospensioni IP65, cavo arancio 4,50 mt con spina. In dotazione rosone, O-Ring silicone e gancio per molteplici appendimenti. A richiesta accessorio in alluminio plastificato per appendimento a parete per EL047_ _035.0000

Suspensions IP65, 4,50 mt orange cable with plug. Canopy, silicone O-ring and hook to be use for multiple fixing included. Bracket in plasticized aluminium to fix as a wall lamp for EL047_ _035.0000 on request.

Hängeleuchten IP65, Mt 4,50 oranges Kabel mit Steckdose. Inklusiv Rosette, silikon O-Ring und Haken für verschiedene Fixierungsmöglichkeiten. Zubehör aus plastifiziertem Aluminium zur Wandausführung für EL047_ _035.0000 auf Anfrage.

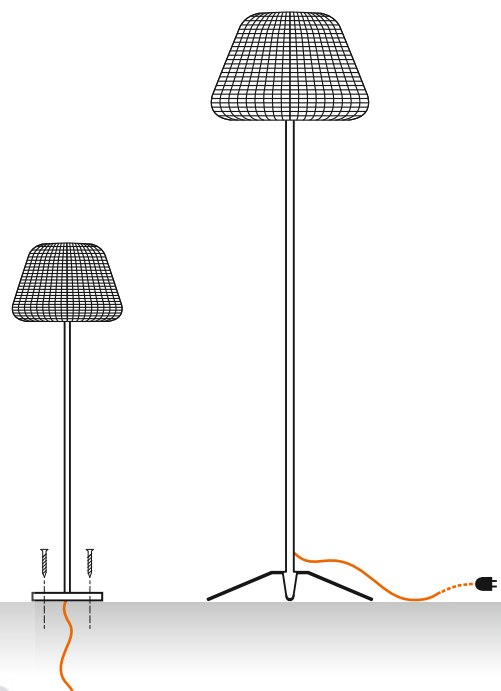
Suspensions IP65, 4,50 mt de cable naranja con enchufe. Roseton, silicona O-Ring y gancho para diferentes modo de colgar incluido. Abrazadera de aluminio plastificada por le fijacion a pared por EL047_ _035.0000 a petición.

Suspensions IP65, 4,50 mt de câble orange avec l'épîne. Rosace, desilicone O-Ring et mousqueton pour differentes façon de fixage. Étrier en aluminium plastifié pour le fixage comme applique pour EL047_ _035.0000 sur demande.

Подвесной светильник с IP65, провод оранжевого цвета 4,50м с вилкой. В комплект, silicone O-Ring входят розон и крюк для разного типа подвешивания. По спец. Запросу поставляется аксессуар из пластифицированного алюминия для крепления на стену x EL047_ _035.0000.





Ralph_





Ralph_

Design_Team Design 2011

CE IP65  

	CODICE / CODE	CM Ø	H	INCHES Ø	H	FONTI LUMINOSE / LIGHT SOURCES	
Sospensione / Suspension	EL047_..035.0000	35	25	13 3/4"	9 7/8"	LED retrofit bulb E27 Lmax. 125mm - Ø max. 65mm max 23W Micro Twist E27 max 53W E27	
	EL047_..050.0000	50	34	19 3/4"	13 1/4"	LED retrofit bulb E27 Lmax. 125mm - Ø max. 65mm max 23W Micro Twist E27 max 53W E27	
	EL047_..090.0000	90	61	35 1/2"	24"	LED retrofit bulb E27 Lmax. 125mm - Ø max. 65mm max 23W Micro Twist E27 max 53W E27	
Tavolo / Table	EC047_..035.0000	35	58	13 3/4"	22 7/8"	LED retrofit bulb E27 Lmax. 125mm - Ø max. 65mm max 23W Micro Twist E27 max 53W E27	
Terra / Floor	ET047_..035.0000	35	115	13 3/4"	45 1/4"	LED retrofit bulb E27 Lmax. 125mm - Ø max. 65mm max 23W Micro Twist E27 max 53W E27	
	Da fissare al suolo / To be fixed to the ground						
	PE047_..035.0000	35	115	13 3/4"	45 1/4"	LED retrofit bulb E27 Lmax. 125mm - Ø max. 65mm max 23W Micro Twist E27 max 53W E27	
	Da fissare al suolo / To be fixed to the ground						
	ET047_..050.0000	55	190	21 1/2"	74 3/4"	LED retrofit bulb E27 Lmax. 125mm - Ø max. 65mm max 23W Micro Twist E27 max 53W E27	
	Con base e spina / With base + plug						
	M47_..A	20,5	18,3	8"	7 1/4"	Staffa in alluminio plastificato per fissaggio a parete per art. EL047_..035.0000 Bracket in plasticized aluminium to fix as a wall lamp items EL047_..035.0000	
	M47T						Picchetto per fissare la lampada al terreno. Accessorio art. EL047_..050.0000 Peg to fix lamp to the ground. Accessory items EL047_..050.0000

Fotometrie e Classi Energetiche disponibili www.panzeri.it / Photometric data and Energy Label available at www.panzeri.it

CODICI COLORI DISPONIBILI / COLOUR CODES AVAILABLE

01 Bianco White	Bianco/Grigio screziato White/Striated grey	44 Marrone metallizzato Metallized brown	Marrone Brown
---------------------------	--	--	------------------



LAMPyris_

Design_Lorenzo Giacomini 2014



Lampada da esterno in alluminio con schermo in policarbonato opale ad emissione di luce diretta con tecnologia LED. Potenza apparecchio 9W ed emissione di flusso luminoso dell'apparecchio di 500 lm. Componentistica elettronica protetta dagli agenti atmosferici con guarnizione in gomma EPDM. Dorso dell'apparecchio predisposto per il trattenimento del terreno. Ideale per illuminare giardini, parchi e qualsiasi ambiente esterno necessario di illuminazione integrata nel paesaggio.

Outdoor lamp made in aluminium with opal polycarbonate screen and emission of LED direct light. Luminaire power 9W and luminous flux of 500 lm. The electronic components are protected from the atmospheric agents by means of EPDM rubber. The fixture's back is designed for the placement of the soil. Ideal for lighting gardens, parks and any outdoor environment with integrated lighting needs.

Außenleuchte aus Aluminium und Schirm aus Polycarbonat, direkte Beleuchtung, LED Technologie. Lichtleistung 9W und Lichtstrom von 500lm. Elektronik von Wetterlage durch einen Gummiring EPDM geschützt. Rückseite für die Befestigung auf der Erde vorbereitet. Ideal für Garten, Park oder Außenräume, die eine vervollständigte Beleuchtung in der Landschaft brauchen.

Lámpara de patio, de aluminio con pantalla de policarbonato opalino y con emisión de luz directa, tecnología LED. La potencia del dispositivo es de 9W y la emisión del flujo luminoso equivalente a 500 lm. Componentes electrónicos resistentes a la intemperie gracias a una junta de goma EPDM. El dorso del dispositivo está equipado para la retención del suelo. Ideal para alumbrar jardines, parques y cualquier espacio exterior que necesite un tipo de iluminación integrada en el paisaje.

Lampe d'extérieur en aluminium avec un écran en polycarbonate opale à émission de lumière directe avec une technologie LED. Puissance de l'appareil 9 W et émission de flux lumineux de l'appareil de 500 lm. Composants électroniques protégés des agents atmosphériques grâce à un joint en caoutchouc EPDM. Dos de l'appareil équipé pour la rétention du sol. Idéale pour éclairer des jardins, parcs et tout milieu extérieur ayant besoin d'un éclairage intégré dans le paysage.

Уличные светильники выполнены из алюминия с матовым экраном из поликарбоната и LED прямого света. Светильник мощностью 9W и световым потоком 500 lm. Электрические компоненты защищены с помощью EPDM резины от внешних воздействий. назад Светильник разработан, для размещения грунта. Идеально подходит для освещения садов, парков и любой уличной среды где освещение должно быть интегрировано в ландшафт.

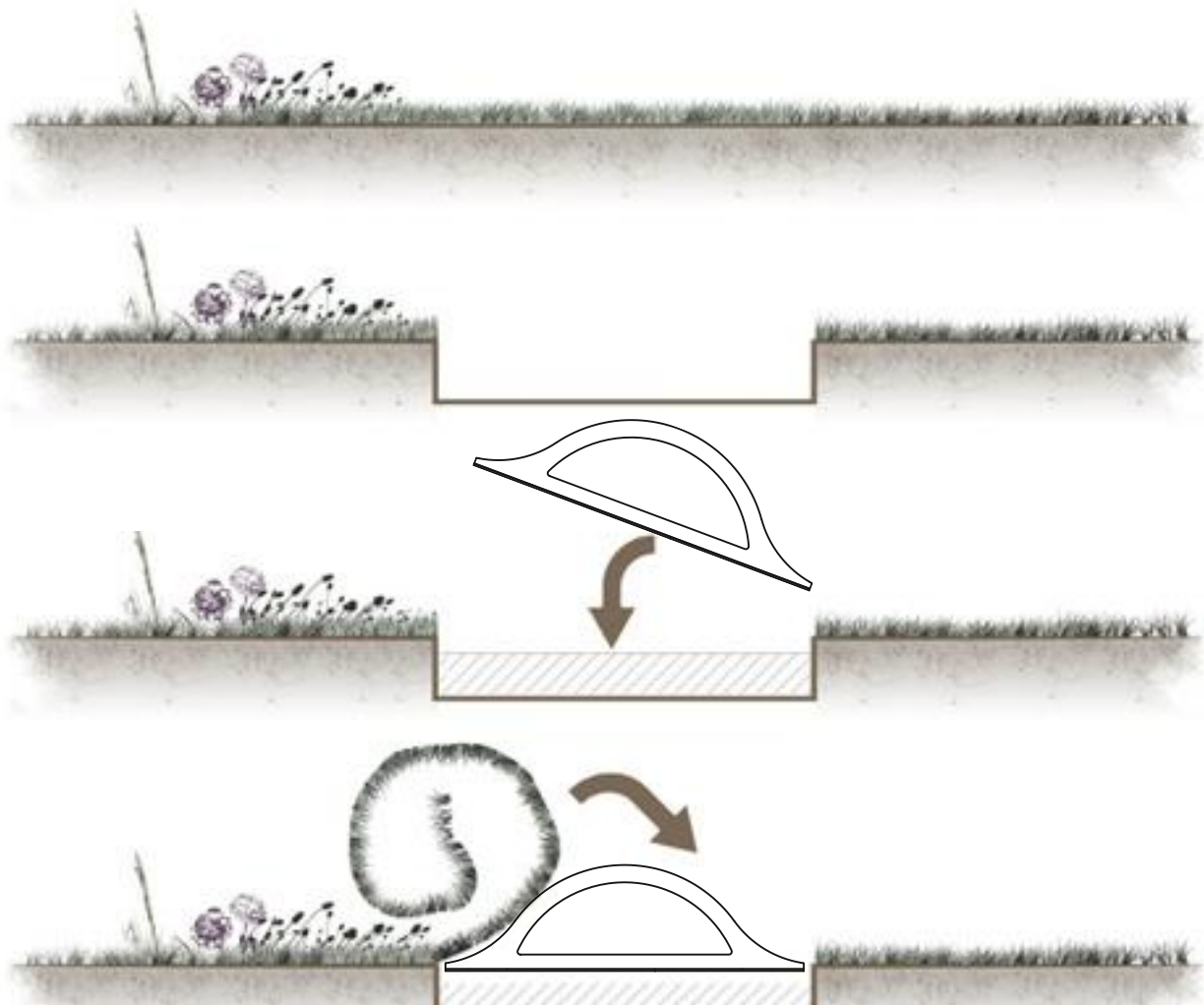




LAMPyris_









LAMPyris_



LAMPyris_

Design_Lorenzo Giacomini 2014

  IP65 IK09 850°

CODICE / CODE **CM A x B** **H** **INCHES A x B** **H**

FONTI LUMINOSE / LIGHT SOURCES

Terra / Floor **ET08044.000.0101** 62 x 38,5 18 24 3/8" x 15 1/8" 7

Potenza assorbita apparecchio / Luminaire power consumption 9W
Flusso luminoso apparecchio / Luminaire luminous flux 500 lm
3000K Ra 80 220-240V

Fotometrie e Classi Energetiche disponibili www.panzeri.it / Photometric data and Energy Label available at www.panzeri.it

CODICI COLORI DISPONIBILI / COLOUR CODES AVAILABLE

44 Marrone metallizzato
Metallized brown



Four_

Design_Team Design 2011



Lampada LED da parete/soffitto IP44 in fusione di alluminio e fronte in acciaio MARINO AISI 316 verniciato marrone metallizzato o bianco con vetro frontale.

LED wall/ceiling lamp IP44 in aluminium casting. Brown metallized or white stainless MARINE AISI 316 and mat glass.

LED Wand-/Deckenleuchte IP44 aus Aluminiumguss und MARINE Stahl AISI 316 braunmetallisch oder weiß. Mattglas.

Lámpara de pared/techo LED IP44 en fusión de aluminio. MARINAS de acero AISI 316 marrón metalizado o blanco. Vidrio soplado.

Applique/Plafonnier LED IP44 en fonte de aluminium. En acier inox MARINE AISI 316 brun métallisé ou blanc avec verre satiné.

LED Настенно — потолочный светильник IP44 из литого алюминия. Отделки: белый, коричневый металл MARINE AISI 316 и матовое стекло.





Four_



Four_	Design_Team Design 2011					IP44
	CODICE / CODE	CM A x B	H	INCHES A x B	H	FONTI LUMINOSE / LIGHT SOURCES
Soffitto-parete / Ceiling-wall	EP044_..000.0106	12 x 12	6	4 ¾" x 4 ¾"	2 ¾"	Potenza assorbita apparecchio / Luminaire power consumption 10W Flusso luminoso apparecchio / Luminaire luminous flux 630 lm 3000K Ra 80 220-240V
Accessorio dimmerabile	XM14/230	5,1 x 3,2	1,8	2" x 1 ¼"	¾"	Dimmer per moduli LED a 230V 5÷100W/ Dimmer for 230V 5÷100W LED modules

Fotometrie e Classi Energetiche disponibili www.panzeri.it / Photometric data and Energy Label available at www.panzeri.it

CODICI COLORI DISPONIBILI / COLOUR CODES AVAILABLE

01 Bianco White	44 Marrone metallizzato Metallized brown
---------------------------	--



Box_





Lampada da esterno in alluminio con schermo in policarbonato opale ad emissione di luce diretta con tecnologia LED. Potenza apparecchio 9W ed emissione di flusso luminoso dell'apparecchio di 575lm. Componentistica elettronica protetta dagli agenti atmosferici con guarnizione in gomma EPDM. Dorso dell'apparecchio predisposto per il trattamento del terreno. Ideale per illuminare giardini, parchi e qualsiasi ambiente esterno necessario di illuminazione integrata nel paesaggio.

Outdoor lamp made in aluminum with opal polycarbonate screen and emission of LED direct light. Luminaire power 9W and luminous flux of 575lm. The electronic components are protected from the atmospheric agents by means of EPDM rubber. The fixture's back is designed for the placement of the soil. Ideal for lighting gardens, parks and any outdoor environment with integrated lighting needs.


Wand-Deckenleuchte in Aluminiumdruckguss, mit einer besonderen Bearbeitung gegen die Oxidation und der Korrosion, Rund oder Viereck, auch im Außenräume zu benutzen. LED technologie, Lichtleistung 4,3W und Lichtstrom von 320lm 3000K. Vorderer Schirm, aus transparentem thermoplastischem Material, hohe Festigkeit, ohne sichtbaren Schrauben. Diffusor aus Polycarbonat mit hoher Leistung. UV Schutz für ein glänzend Ergebnis. Dichtung aus Silikon und Struktur weiß oder Schwarz Polyester lackiert.

Lampe d'extérieur en aluminium avec un écran en polycarbonate opale à émission de lumière directe avec une technologie LED. Puissance de l'appareil 9 W et émission de flux lumineux de l'appareil de 575 lm. Composants électroniques protégés des agents atmosphériques grâce à un joint en caoutchouc EPDM. Dos de l'appareil équipé pour la rétention du sol. Idéale pour éclairer des jardins, parcs et tout milieu extérieur ayant besoin d'un éclairage intégré dans le paysage.

Lámpara de patio, de aluminio con pantalla de policarbonato opalino y con emisión de luz directa, tecnología LED. La potencia del dispositivo es de 9W y la emisión del flujo luminoso equivalente a 575 Lm. Componentes electrónicos resistentes a la intemperie gracias a una junta de goma EPDM. El dorso del dispositivo está equipado para la retención del suelo. Ideal para alumbrar jardines, parques y cualquier espacio exterior que necesite un tipo de iluminación integrada en el paisaje.

Уличный светильник из алюминия с матовым экраном из поликарбоната и LED прямого света. Мощность 9W и световой поток 575lm. Электронные компоненты защищены от внешних воздействий с помощью EPDM резины. Идеально подходит для освещения садов, парков и любой внешней среды требующей освещения

Box_





Box_					LED	CE	IP65	IK08	850°
	CODICE / CODE	CM Ø / A x B	H	INCHES Ø / A x B	FONTI LUMINOSE / LIGHT SOURCES				
Parete-soffitto / Wall ceiling	<input type="checkbox"/> XR144 - __	11	2,2	4 1/8"	Potenza assorbita apparecchio / Luminaire power consumption 4,3W				
	XQ144 - __	11x11	2,2	4 1/8" x 4 1/8"	Flusso luminoso apparecchio / Luminaire luminous flux 320 lm 3000K 110° Ra 80 220-240 V				

Fotometrie e Classi Energetiche disponibili www.panzeri.it / Photometric data and Energy Label available at www.panzeri.it

CODICI COLORI DISPONIBILI / COLOUR CODES AVAILABLE

01 Bianco
White

02 Nero
Black



Draco_

Design_Highlight 2012



Lampada da parete IP54 con LED in alluminio verniciato bianco, grigio metallizzato o marrone metallizzato. Ottica variabile.

LED IP54 wall lamp in white, metallized grey or metallized brown aluminium. Variable optic.

LED Wandleuchten IP54 in weißem, graumetallic oder braunmetallic aluminium. Variable Optical.

Lámparas de pared IP54 con LED en aluminio blanco, gris o marrón metalizado. Óptica variable.


Appliques IP54 a LED en aluminium blanc, gris ou brun métallisé. Optique variable.

Бра IP54 с LED из алюминия, цвет коричневый металлик или белый. Регулируемая оптика.





Draco_



Draco_	Design_Highlight 2012					CE IP54
	CODICE / CODE	CM A x B	H	INCHES A x B	H	FONTI LUMINOSE / LIGHT SOURCES
Parete / Wall	EA054_000.0101	10 x 10	10	4" x 4"	4"	Potenza assorbita apparecchio / Luminaire power consumption 9W Flusso luminoso apparecchio / Luminaire luminous flux 388 lm 3000K Ra 80 220-240V

Fotometrie e Classi Energetiche disponibili www.panzeri.it / Photometric data and Energy Label available at www.panzeri.it

CODICI COLORI DISPONIBILI / COLOUR CODES AVAILABLE

01 Bianco White	33 Grigio metallizzato Metallized grey	44 Marrone metallizzato Metallized brown
---------------------------	--	--



Potter_

Design_Valerio Bottin
Enzo Panzeri 2011



Lampada da interno/esterno in polietilene bianco, utilizzabile come seduta.

Illuminated indoor/outdoor stool in white polyethylene.

Hocker aus Polyethylen weiß mit Leuchtkörper für den Innen- und Außenbereich.

Asiento iluminado de interno/externo en polietileno blanco.

Un assis illuminé pour intérieur/extérieur en polyéthylène blanc.

Светильник из белого полиэтилена, применим для внутреннего и наружного освещения, возможно использовать как табурет.







Potter_



Potter_

Design_Valerio Bottin_Enzo Panzeri 2011

Registered Design



CODICE / CODE	CM A x B	H	INCHES A x B	H	+ ELECTRIC OPTIONS:		
Lampada / Seduta Lamp / Stool	T04201.000.0000	80 x 70	55	31 1/2" x 27 1/2"	21 3/8"	LED retrofit bulb E27 Lmax. 140mm - Ø max. 65mm max 70W E27 + interruttore / Switch max 30W Superstar E27	IP20
	ET04201.000.0000					LED retrofit bulb E27 Lmax. 140mm - Ø max. 65mm max 70W E27 + interruttore / Switch max 30W Superstar E27	IP65
	ET04201.000.0005					LED RGB max 8,2W 350mA 220-240V + remote control	IP65
	M42	Picchetto per fissare la lampada al terreno / Peg to fix lamp to the ground					

Portata max 130 Kg / Maximum load 130 Kg

Fotometrie e Classi Energetiche disponibili www.panzeri.it / Photometric data and Energy Label available at www.panzeri.it

CODICI COLORI DISPONIBILI / COLOUR CODES AVAILABLE

01 Bianco
White



Profili_

- 374 **BROADWAY**
- 358 **BROOKLYN**
- 352 **BROOKLYN ROUND**
- 364 **BROOKLYN SPOT**
- 406 **CORNER**
- 412 **GIANO**
- 326 **JACKIE SPOT**
- 396 **MANHATTAN**
- 376 **NOLITA**
- 324 **QUEENS**
- 328 **QUEENS MINI**
- 330 **QUEENS SPOT**
- 372 **TRIBECA**

QUEENS

CE IP20 850°



Sistema di binari trifase a tre accensioni (tensione di rete 230/250V, tensione di rete industriale 380/440V, carico complessivo 16A) disponibile in tre differenti lunghezze per applicazioni a plafone e a sospensione. Il sistema è costruito in lega di alluminio estruso con cavi conduttori in rame alloggiati all'interno di profilati estrusi in pvc ad alta resistenza di isolamento. Il sistema è a sezione quadra in colore bianco, nero, anodizzato naturale e comprende un'ampia varietà di accessori e giunti di collegamento che lo rendono ideale nella progettazione illuminotecnica per flessibilità e versatilità.

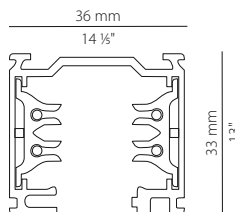
System of three-phase tracks with three circuits (power supply 230/250V, industrial power supply 380/440V, total load 16A) available in three different lengths for installation at the ceiling or at the wall. The system is made of extruded aluminium alloy with copper wires located inside the extruded PVC profiles with high insulating properties. The system is square-shaped in colour white, black, satin silver and includes a wide range of accessories and joints that makes it extremely flexible and versatile in lighting design.



- XM7501-100
- XM7502-100
- XM7536-100
- XM7501-200
- XM7502-200
- XM7536-200
- XM7501-300
- XM7502-300
- XM7536-300

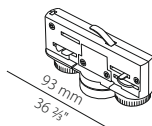
Binario trifase.
Disponibile in bianco, nero e grigio.

3-Phase track.
Available in white, black and grey.



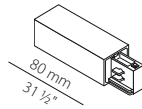
- XM7601
- XM7602
- XM7650

Adattatore elettromeccanico 6A, portata 10kg
Electro / mechanical adapter 6A, load 10kg



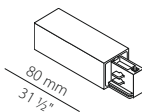
- XM76ADX01
- XM76ADX02
- XM76ADX50

Alimentazione destra
Right live-end



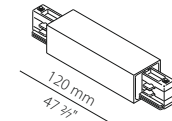
- XM76ASX01
- XM76ASX02
- XM76ASX50

Alimentazione sinistra
Left live-end



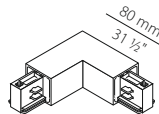
- XM76A01
- XM76A02
- XM76A50

Alimentazione centrale e giunto lineare
Central connector and straight joint



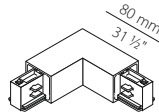
- XM76LI01
- XM76LI02
- XM76LI50

Giunto L interno
Inside L joint



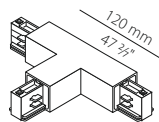
- XM76LE01
- XM76LE02
- XM76LE50

Giunto L esterno
Outside L joint



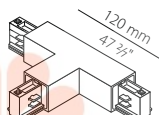
- XM76TDX01
- XM76TDX02
- XM76TDX50

Giunto T destro
Right T joint



- XM76TSX01
- XM76TSX02
- XM76TSX50

Giunto T sinistro
Left T joint



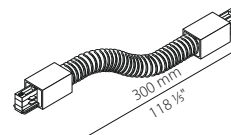
Sistema de rieles electrificados trifásicos con tres arranques (tensión de red 230/250v, tensión de red industrial 380/440V, carga total 16A), disponible en 3 diferentes longitudes para techos tensados y dispositivos de suspensión. El sistema es de aluminio aleado extruido, con cables conductores de cobre alojados al interior de perfiles extruidos de PVC de alta resistencia de aislamiento. El sistema, de sección cuadrada, es de color blanco, negro, anodizado natural e incluye una amplia gama de accesorios y juntas de enlace que lo hacen ideal para la planificación iluminotécnica gracias a su flexibilidad y versatilidad.

Système de rails triphasés à trois allumages (tension de secteur 230/250V, tension de secteur industriel 380/440V, charge totale 16A) disponible en trois différentes longueurs pour des applications au plafond ou à suspension. Le système est fabriqué en alliage d'aluminium extrudé avec des câbles conducteurs en cuivre logés à l'intérieur de profilés extrudés en PVC hautement isolants. Le système est à section carrée blanc, noir, anodisé naturel, et comprend une grande variété d'accessoires et de joints de raccordement qui en font une solution idéale pour l'éclairage grâce à sa flexibilité et à sa polyvalence.

Прожектор из литого под давлением алюминия с пассивным охлаждением для трехфазно-го электрифицированного трека, оборудован светодиодным модулем на 230V. Он может поворачиваться на угол до 355 ° по отношению к вертикальной оси и поворачиваться на угол до 90 ° вверх. Металлизированный зеркальный отражатель в стандарте даёт световой луч шириной 38 °, оптика с углами 20°, 60° (металлизированный зеркальный отражатель) и 70° (в белом) доступна по запросу. Прожекторы доступны в белом, черном и металлизированном сером цветах и цветовой температурой 3000K и 4000K.

XM76F01
XM76F02
XM76F50

Giunto flessibile
Flexible joint



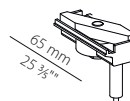
XM76U01
XM76U02

Giunto lineare senza contatti
Mechanical straight joint



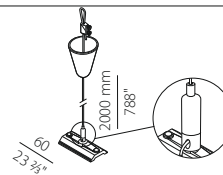
XM76B01
XM76B02
XM76B50

Adattatore meccanico con bloccacavo automatico
Mechanical adapter with automatic locking



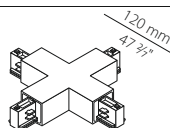
XM76S01
XM76S02

Kit sospensione c/ cavo acciaio mm 2000,
piattina mm 60 e bloccacavo automatico
Suspension kit w/ steel wire mm 2000 and
mm 60 plate and automatic locking



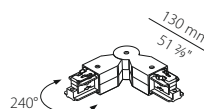
XM76X01
XM76X02
XM76X50

Giunto X
X joint



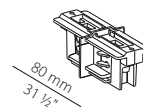
XM76M01
XM76M02
XM76M50

Giunto mobile
Mobile joint



XM76Q01
XM76Q02

Giunto lineare con contatti e blocco
Electrical straight joint with stop



XM76K

Kit attacco soffitto
Ceiling kit



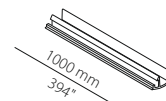
XM76E01
XM76E02
XM76E50

Terminale di chiusura
End cap



XM76C01
XM76C02

Copertura binario mm 1000
Track cover mm 1000



Codici colori disponibili / Colour codes available

01 Bianco / White

02 Nero / Black

36 Anodizzato naturale / Satin silver

50 Metal / Silver

JACKIE SPOT

SPOTLIGHT

FOR TRACK

CE IP20



Faretto in pressofusione di alluminio per binario elettrificato. Diffusore in policarbonato con perimetro luminescente e doppia serigrafia studiata per ottimizzare il fascio luminoso e ridurre l'abbagliamento. Fascio luminoso orientabile generato da 1 modulo LED composto da 18 diodi. Potenza apparecchio 8,5W (702 lm). Struttura rifinita con vernice poliaccrilica in bianco, rosso o nero o spazzolato e verniciato colore titanio. Testa rotante su 2 assi grazie a un doppio snodo anche per luce indiretta.


Spotlight in die-cast aluminium for electrified track. Diffuser in polycarbonate with luminous perimeter and double screen serigraphy, designed to optimize the beam and reduce the glaring. Swivelling light beam created by 1 LED module consisting of 18 diodes. Luminaire power 8.5W (702 lm). Structure finished with polyacrylic paint in white, red or black, or brushed and finished titanium. Rotating head on 2-axis through a double joint able to make also indirect light.

Spotlight aus Aluminium-Druckguss für die Anwendung in einer 3-Phasen-Stromschiene. Die rundumleuchtende Polycarbonat-Abdeckung wird aus doppelten Siebdruck gefertigt und wurde eigens entwickelt, um die Lichtverteilung zu optimieren und die Blendung zu reduzieren. Das dreh-schwenkbar Kopf-LED-Modul besteht aus 18 Dioden, mit einer Lichtleistung von 8,5W (702 lm). Farben: Weiß, rot oder schwarz lackiert oder titanfarben gebürstet und lackiert erhältlich. Der Kopf ist dank eines schwenkbar. In dimmbarer oder nicht dimmbarer Ausführung lieferbar.

Foco de aluminio moldeado a presión para rieles electrificados. Difusor de policarbonato con perímetro luminescente y doble serigrafía específicamente diseñada para optimizar el haz luminoso y reducir el deslumbramiento. Haz luminoso orientable, elaborado con 1 módulo LED de 18 diodos. La potencia del dispositivo es de 8.5W (702 lm). Estructura terminada con barniz poliaccrílico de color blanco, rojo, negro, o titanio cepillado y barnizado. Parte giratoria en dos ejes mediante un enlace doble, apta también para luz indirecta.

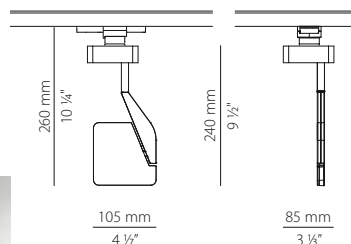
Spot en aluminium moulé sous pression pour rail électrifié. Diffuseur en polycarbonate avec un périmètre luminescent et une double sérigraphie étudiée pour optimiser le faisceau lumineux et réduire l'éblouissement. Faisceau lumineux orientable formé d'1 module LED composé de 18 diodes. Puissance de l'appareil 8,5 W (702 lm). Structure recouverte de peinture polyacrylique blanche, rouge, noire, ou brossée et vernie couleur titane. Tête rotative sur 2 axes grâce à une double articulation également pour la lumière indirecte.

Прожектор из литого под давлением алюминия для электрифицированного трека. Рассеиватель из поликарбоната с двойной сериграфией, светящийся по периметру, специально предназначен для оптимизации луча и уменьшения бликов. Источником света является поворотный светодиодный модуль, состоящий из 18 диодов. Светильник мощностью 8,5W (702 lm). Структура может быть окрашена в белый, красный или черный цвет полиакриловой краской, также доступна отделка брашированный титан. Поворотная голова вращается в двух плоскостях, возможно использование в качестве источника отражённого света.



B077-01
B077-02
B077-03
B077-30

Potenza assorbita apparecchio
Luminaire power consumption 8,5W
Flusso luminoso apparecchio
Luminaire luminous flux 702 lm
3000K Ra 80 220-240V



Codici colori disponibili / Colour codes available

01 Bianco / White **02** Nero / Black **03** Rosso / Red **30** Titanio / Titanium

Fotometrie e Classi Energetiche disponibili www.panzeri.it / Photometric data and Energy Label available at www.panzeri.it



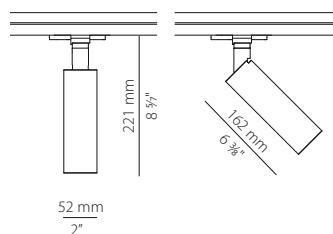
QUEENS MINI PROIETTORE LED

CE IP20 850°



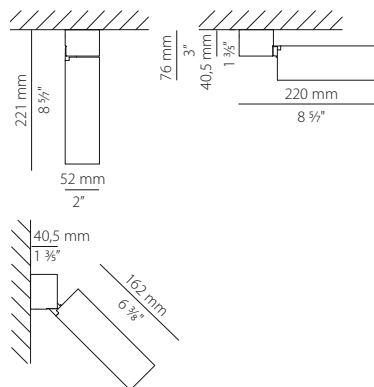
XM748-169-12-01-3K
XM748-169-12-02-3K

Potenza assorbita apparecchio
Luminaire power consumption 12W
Flusso luminoso apparecchio
Luminaire luminous flux 1050 lm
3000K 30° Ra 90 220-240V



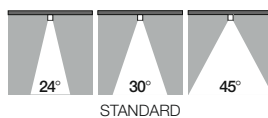
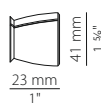
XM748-129-9-01-3K
XM748-129-9-02-3K

Potenza assorbita apparecchio
Luminaire power consumption 9W
Flusso luminoso apparecchio
Luminaire luminous flux 800 lm
3000K 30° Ra 90 220-240V



Accessori: ottiche intercambiabili / Replaceable optics accessories:

XMR5 24° Mirror Metalized
XMR6 30° Mirror Metalized
XMR7 45° Mirror Metalized



Codici colori disponibili / Colour codes available

01 Bianco / White 02 Nero / Black

Fotometrie e Classi Energetiche disponibili www.panzeri.it / Photometric data and Energy Label available at www.panzeri.it

• UGR < 11 in funzione delle condizioni di installazione
UGR < 11 depending on installation conditions



QUEENS SPOT PROIETTORE LED

CE IP20 850°



Proiettore in pressofusione di alluminio a dissipazione termica passiva per binario elettrificato trifase con LED cob in tensione di rete (230V). Può essere ruotato rispetto all'asse verticale fino ad un'ampiezza di 355° e di 90° verso l'alto. Riflettore termoplastico metallizzato a specchio con ottica da 38° di serie e ottiche da 20°, 60° (metallizzato a specchio) e 70° (in bianco) disponibili su richiesta. Disponibile nelle versioni 3000K e 4000K e nei colori bianco, nero, o grigio

Spotlight in die-cast aluminium with passive thermal dissipation for three-phase electrified track equipped with main voltage (230V) LED cob. It can rotate up to 355° with respect to the vertical axis and pivot up to 90° upwards. Thermoplastic reflector mirror-metalized with standard 38° light beam and optics 20°, 60° (mirrored metalized) and 70° (in white) available on request. Available in 3000K and 4000K in white, black, metalized grey colours.

Spotlight aus Alu-Druckguss mit passiver Wärmeableitung für 3-Phasen-Stromschienen mit COB-LED, Netzspannung (230V). Der Strahler lässt sich um 355° um die eigene Achse drehen und bis zu 90° nach oben schwenken. Verspiegelter thermoplastischer Reflektor mit Standard 38° Abstrahlwinkel, verschiedene Reflektoren erhältlich: 20°, 60° (verspiegelt) und 70° (in weiß) Optiken. In den Versionen 3000K und 4000K, Gehäusefarben weiß, schwarz und Metallic-grau.

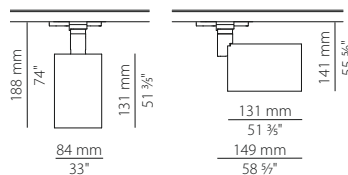
Faro de aluminio moldeado a presión y con disipación térmica pasiva para rieles electrificados trifásicos con LED COB en tensión de red (230V). Puede ser rotado con respecto a su eje vertical hasta un ancho de 355° y de 90° hacia arriba. Reflector termoplástico metalizado efecto espejo con óptica de 38° en serie y ópticas de 20°, 60° (metalizado efecto espejo) y 70° (blanco) disponibles a petición. Disponible en las versiones 3000K y 4000K y en los colores blanco, negro o gris.

Spot en aluminium moulé sous pression à dissipation thermique passive pour rail électrifié triphasé avec LED cob à tension de secteur (230 V). Il peut être tourné par rapport à l'axe vertical jusqu'à une amplitude de 355° et de 90° vers le haut. Réflecteur thermoplastique métallisé effet miroir 38° de série ; 20°, 60° (métallisé effet miroir) et 70° (blanc) disponibles sur demande. Disponible dans les versions 3000 K et 4000 K et en blanc, noir ou gris.

Прожектор из литого под давлением алюминия с пассивным охлаждением для трехфазно-го электрифицированного трека, оборудован светодиодным модулем на 230V. Он может поворачиваться на угол до 355° по отношению к вертикальной оси и поворачиваться на угол до 90° вверх. Металлизованный зеркальный отражатель в стандарте даёт световой луч шириной 38°, оптика с углами 20°, 60° (металлизованный зеркальный отражатель) и 70° (в белом) доступна по запросу. Прожекторы доступны в белом, черном и металлизированном сером цветах и цветовой температурой 3000K и 4000K.

XM742-19-01-3K
XM742-19-02-3K
XM742-19-33-3K

Potenza assorbita apparecchio
Luminaire power consumption 19W
Flusso luminoso apparecchio
Luminaire luminous flux 1780 lm
3000K 38° Ra 80 220-240V

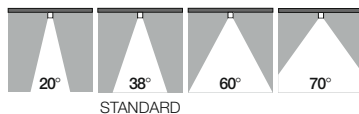
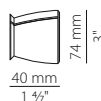


XM742-19-01-4K
XM742-19-02-4K
XM742-19-33-4K

Potenza assorbita apparecchio
Luminaire power consumption 19W
Flusso luminoso apparecchio
Luminaire luminous flux 1780 lm
4000K 38° Ra 80 220-240V

Accessori: ottiche intercambiabili / Replaceable optics accessories:

XMR1 20° Mirror Metalized
XMR2 38° Mirror Metalized
XMR3 60° Mirror Metalized
XMR4 70° White



Codici colori disponibili / Colour codes available

01 Bianco / White 02 Nero / Black 33 Grigio metallizzato / Metallized grey

Fotometrie e Classi Energetiche disponibili www.panzeri.it / Photometric data and Energy Label available at www.panzeri.it





QUEENS SPOT

PROIETTORE LED

CE IP20 850°

Proiettore in pressofusione di alluminio a dissipazione termica passiva per binario elettrificato trifase con LED cob in tensione di rete (230V). Può essere ruotato rispetto all'asse verticale fino ad un'ampiezza di 355° e di 90° verso l'alto. Riflettore termoplastico metallizzato a specchio con ottica da 38° di serie e ottiche da 20°, 60° (metallizzato a specchio) e 70° (in bianco) disponibili su richiesta. Disponibile nelle versioni 3000K e 4000K e nei colori bianco, nero, o grigio

Spotlight in die-cast aluminium with passive thermal dissipation for three-phase electrified track equipped with main voltage (230V) LED cob. It can rotate up to 355° with respect to the vertical axis and pivot up to 90° upwards. Thermoplastic reflector mirror-metalized with standard 38° light beam and optics 20°, 60° (mirrored metalized) and 70° (in white) available on request. Available in 3000K and 4000K in white, black, metalized grey colours.

Spotlight aus Alu-Druckguss mit passiver Wärmeableitung für 3-Phasen-Stromschienen mit COB-LED, Netzspannung (230V). Der Strahler lässt sich um 355° um die eigene Achse drehen und bis zu 90° nach oben schwenken. Verspiegelter thermoplastischer Reflektor mit Standard 38° Abstrahlwinkel, verschiedene Reflektoren erhältlich: 20°, 60° (verspiegelt) und 70° (in weiß) Optiken. In den Versionen 3000K und 4000K, Gehäusefarben weiß, schwarz und Metallic-grau.

Faro de aluminio moldeado a presión y con disipación térmica pasiva para rieles electrificados trifásicos con LED COB en tensión de red (230V). Puede ser rotado con respecto a su eje vertical hasta un ancho de 355° y de 90° hacia arriba. Reflector termoplástico metalizado efecto espejo con óptica de 38° en serie y ópticas de 20°, 60° (metalizado efecto espejo) y 70° (blanco) disponibles a petición. Disponible en las versiones 3000K y 4000K y en los colores blanco, negro o gris.

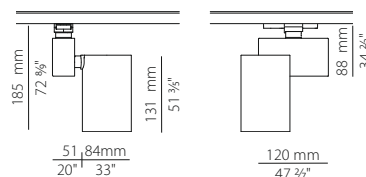
Spot en aluminium moulé sous pression à dissipation thermique passive pour rail électrifié triphasé avec LED cob à tension de secteur (230 V). Il peut être tourné par rapport à l'axe vertical jusqu'à une amplitude de 355° et de 90° vers le haut. Réflecteur thermoplastique métallisé effet miroir 38° de série ; 20°, 60° (métallisé effet miroir) et 70° (blanc) disponibles sur demande. Disponible dans les versions 3000 K et 4000 K et en blanc, noir ou gris.

Прожектор из литого под давлением алюминия с пассивным охлаждением для трехфазно-го электрифицированного трека, оборудован светодиодным модулем на 230V. Он может поворачиваться на угол до 355° по отношению к вертикальной оси и поворачиваться на угол до 90° вверх. Металлизированный зеркальный отражатель в стандарте даёт световой луч шириной 38°, оптика с углами 20°, 60° (металлизированный зеркальный отражатель) и 70° (в белом) доступна по запросу. Прожекторы доступны в белом, черном и металлизированном сером цветах и цветовой температурой 3000K и 4000K.



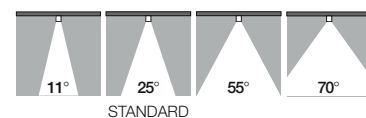
XM743-26-01-3K
XM743-26-02-3K
XM743-26-33-3K

Potenza assorbita apparecchio
Luminaire power consumption 26W
Flusso luminoso apparecchio
Luminaire luminous flux 2759 lm
3000K 25° Ra>85 220-240V
Driver included (Not dimmable)



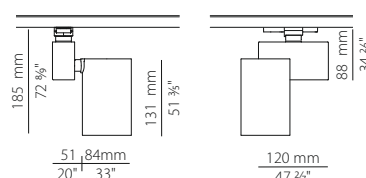
XM743-26-01-4K
XM743-26-02-4K
XM743-26-33-4K

Potenza assorbita apparecchio
Luminaire power consumption 26W
Flusso luminoso apparecchio
Luminaire luminous flux 2893 lm
4000K 25° Ra>85 220-240V
Driver included (Not dimmable)



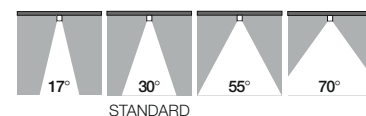
XM743-43-01-3K
XM743-43-02-3K
XM743-43-33-3K

Potenza assorbita apparecchio
Luminaire power consumption 43W
Flusso luminoso apparecchio
Luminaire luminous flux 4940 lm
3000K 30° Ra>85 220-240V
Driver included (Not dimmable)



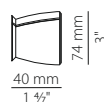
XM743-43-01-4K
XM743-43-02-4K
XM743-43-33-4K

Potenza assorbita apparecchio
Luminaire power consumption 43W
Flusso luminoso apparecchio
Luminaire luminous flux 5029 lm
4000K 30° Ra>85 220-240V
Driver included (Not dimmable)



Accessori: ottiche intercambiabili / Replaceable optics accessories:

XMR1	11°/17°	Mirror Metalized
XMR2	25°/30°	Mirror Metalized
XMR3	55°	Mirror Metalized
XMR4	70°	White



Codici colori disponibili / Colour codes available

01 Bianco / White 02 Nero / Black 33 Grigio metallizzato / Metallized grey

Fotometrie e Classi Energetiche disponibili www.panzeri.it / Photometric data and Energy Label available at www.panzeri.it





Candle_ Jazz_

M09501.000.0000
LED retrofit bulb G9
Lmax. 60mm
Ø max. 17,5mm

+ XM76__

M08901.000.0000
LED retrofit bulb G9
Lmax. 60mm
Ø max. 17,5mm

+ XM76__

Olivia,Emma&Clio_

M097/M091/M094_..000.0200
LED bulb 8 W E27 2700 K Ra 80
1050lm 220-240V Not dimmable
Included

Max 57 W E27

+ XM76__

Line_

L036_..000.0100
Potenza assorbita apparecchio
Luminaire power consumption 7W
Flusso luminoso apparecchio
Luminaire luminous flux 600lm
3000K Ra 80 110-240V
Not dimmable
Included

+ XM76__

Two_

L038_..000.0106
Potenza assorbita apparecchio
Luminaire power consumption 10W
Flusso luminoso apparecchio
Luminaire luminous flux 630lm
3000K Ra 80 220-240V

+ XM76__



One_

L037__000.0101

Potenza assorbita apparecchio
Luminaire power consumption 15W
Flusso luminoso apparecchio
Luminaire luminous flux 1097lm
3000K Ra 80 220-240V

+ XM76__



Willy_

L076__040.0000

LED retrofit bulb E27
Lmax. 120mm - Ø max. 65mm
max 23W Micro Twist E27
max 150W E27

+ XM76__

+ XM76B__



Gilbert_

L06501.022.0000

LED retrofit bulb G9 Lmax. 60mm
Ø max. 17,5mm
Max 60W G9

L06501.037.0000

LED retrofit bulb E27
Lmax. 140mm - Ø max. 65mm
max 18W Micro Twist E27
max 150W E27

L06501.045.0000

LED retrofit bulb E27
Lmax. 140mm - Ø max. 65mm
max 23W Micro Twist E27
max 150W E27

+ XM76__

+ XM76B__

PROFILI

Sistemi modulari in alluminio estruso verniciato bianco per installazione a plafone, sospensione e incasso a scomparsa totale o con bordo per applicazione nel cartongesso e/o laterizio. Possibilità di luce diffusa con schermo in policarbonato o microprismatico o senza schermo (diffusione della luce per riflessione interna). Doppi schermi: il primo monouso per rasatura, stuccatura e verniciatura, il secondo definitivo in policarbonato o microprismatico. Possibili applicazioni in verticale od orizzontale. A disposizione elementi di giunzione angoli 90° orizzontale/ verticali oppure giunzioni a T o giunzioni a X. Nella versione a LED possibilità di avere gli angoli illuminati. Disponibili farfalle micro regolabili per una corretta e facile installazione nel cartongesso. Illuminazione a LED con sistema di fissaggio rapido per semplificare l'installazione delle parti elettriche. Svariate opzioni di elettrificazioni; dimmerabile e su richiesta le versioni con emergenza integrata.

Modular system in extruded aluminum painted white for ceiling, suspension trim and trimless installation with false ceiling and / or brick. Option of diffused light with a polycarbonate or microprismatic screen or without a screen (light scattering by internal reflection). Two screens: the first disposable for shaving, plastering and painting, the second definitive in polycarbonate or microprismatic. Vertical or horizontal installation possible. Optional 90° horizontal / vertical angle or T-junction and X – junction joining segments. In the LED version possibility to have illuminated corners. Available adjustable micro wing nuts for correct and easy installation in drywall. LED lighting with quick fastening system for easy installation of the electrical parts. Various options of electrification are available: dimmable and on-request versions with integrated emergency.

Modulsysteme aus extrudiertem, weiß lackiertem Aluminium zur Installation an der Decke, als Hängeleuchte, komplett eingebaut oder mit Rand für den Einbau in Gipskarton- bzw. Ziegelwänden. Mögliche Lichtverteilung mit Microprismatic oder Polycarbonatschirm oder ohne Schirm (Lichtdiffusion durch interne Reflexion). Doppelter Schirm: Einwegabschirmung zum Abschleifen, Spachteln und Übermalen, zweiter, definitiver Schirm aus Polycarbonat oder Microprismatic. Senkrechte oder waagrechte Verwendung möglich. Folgende Verbindungselemente stehen zur Verfügung: 90°-Winkel waagrecht/ senkrecht, T-Verbindungen oder X-Verbindungen. In der LED-Version können die Ecken beleuchtet werden. Für eine korrekte und einfache Installation im Gipskarton sind fein regelbare Federn lieferbar. LED Beleuchtung mit einfachem Befestigungssystem für eine rasche Installation der elektrischen Bestandteile. Verschiedenste Stromversorgungsoptionen; dimmbar und auf Anfrage Versionen mit integriertem Notlicht.

Sistemas modulares en aluminio extruido barnizado blanco para instalación tipo plafón, suspensión y empotrado completamente abatible o con orilla para aplicación en cartón piedra y/o ladrillo. Posibilidades de luz difusa con pantalla de policarbonato o microprismatic sin pantalla (difusión de la luz para reflexión interior). Pantallas dobles: la primera es desechable para raedura, en masilladura y pintura; la segunda en cambio es definitiva, en policarbonato o microprismatic. Posibles aplicaciones en vertical u horizontal. A disposición elementos de enlace con ángulos de 90° horizontales/ verticales o bien enlaces a T u enlaces a X. En la versión LED se pueden obtener ángulos iluminados. Están disponibles mariposas micro regulables para una correcta y fácil instalación en cartón piedra. Iluminación a LED con sistema de ajuste rápido para simplificar la instalación de las componentes eléctricas. Variadas opciones de electrificación; regulable y, a petición, las versiones con emergencia integrada.

Systèmes modulaires en aluminium extrudé peint en blanc pour installation au plafond, suspension et encastré retractable totalement ou avec bord pour une installation en plaques de plâtre et/ou brique. Possibilité de lumière diffusée avec écran en polycarbonate ou microprismatic ou sans écran (diffusion de la lumière par réflexion interne). Écrans doubles: le premier jetable pour rasage, plâtrerie et peinture, le deuxième définitif en polycarbonate ou microprismatic. Applications possibles en vertical ou horizontal. Disponibles des éléments de jonction angles de 90° horizontal / vertical ou des jonctions à T ou des jonctions à X. Dans la version à LED possibilité d'avoir les angles éclairés. Sont disponibles des papillons micro réglables pour une installation correcte et facile en plaques de plâtre. Éclairage à LED avec système de fixation rapide pour simplifier l'installation des parties électriques. Différentes options d'électrifications ; graduable et sur demande les versions avec urgence intégrée.

Модульные системы из экструдированного алюминия окрашенного в белый цвет; накладные, подвесные, встраиваемые целиком или с наружным бортиком; для монтажа в гипсокартон или кирпич. Возможность рассеивания света при помощи экрана из поликарбоната, микропризматического экрана или без экрана (посредством внутреннего отражения). Два экрана: монтажный для шпаклевания и окраски и постоянный из поликарбоната либо микропризматический. Можно устанавливать вертикально и горизонтально. Соединительные элементы для горизонтальных и вертикальных прямых углов, а так же Т-образные и крестовые соединения. В варианте со светодиодами возможно использование освещенных углов. Крепежи с микрорегулировкой для корректной и быстрой установки в гипсокартон. Люминесцентные или светодиодные лампы с системой быстрой установки для упрощения монтажа электрической начинки. Многочисленные варианты электрического наполнения, диммеры и, по запросу, интегрирование функции аварийного освещения.



I CINQUE PLUS DEL SISTEMA PROFILI / THE FIVE ADVANTAGES OF THE PROFILE SYSTEM DIE FÜNF DES PROFILSYSTEMS / LOS CINCO "PLUS" DEL SISTEMA "PROFILI" LES CINQ AVANTAGES DU SYSTÈME PROFILS / ПЯТЬ ДОСТОИНСТВ ПРОФИЛЬНЫХ СИСТЕМ

1 MICROREGOLAZIONE MICRO ADJUSTMENT

Particolare sistema di fissaggio con farfalle a molla micro regolabile, che permette di adattarsi a vari spessori di cartongesso e di facile installazione.

Special fastening system with adjustable spring micro wing nuts that allows for various heights of false ceiling and therefore makes installation simple.

FEINREGELUNG MICROREGULACIÓN

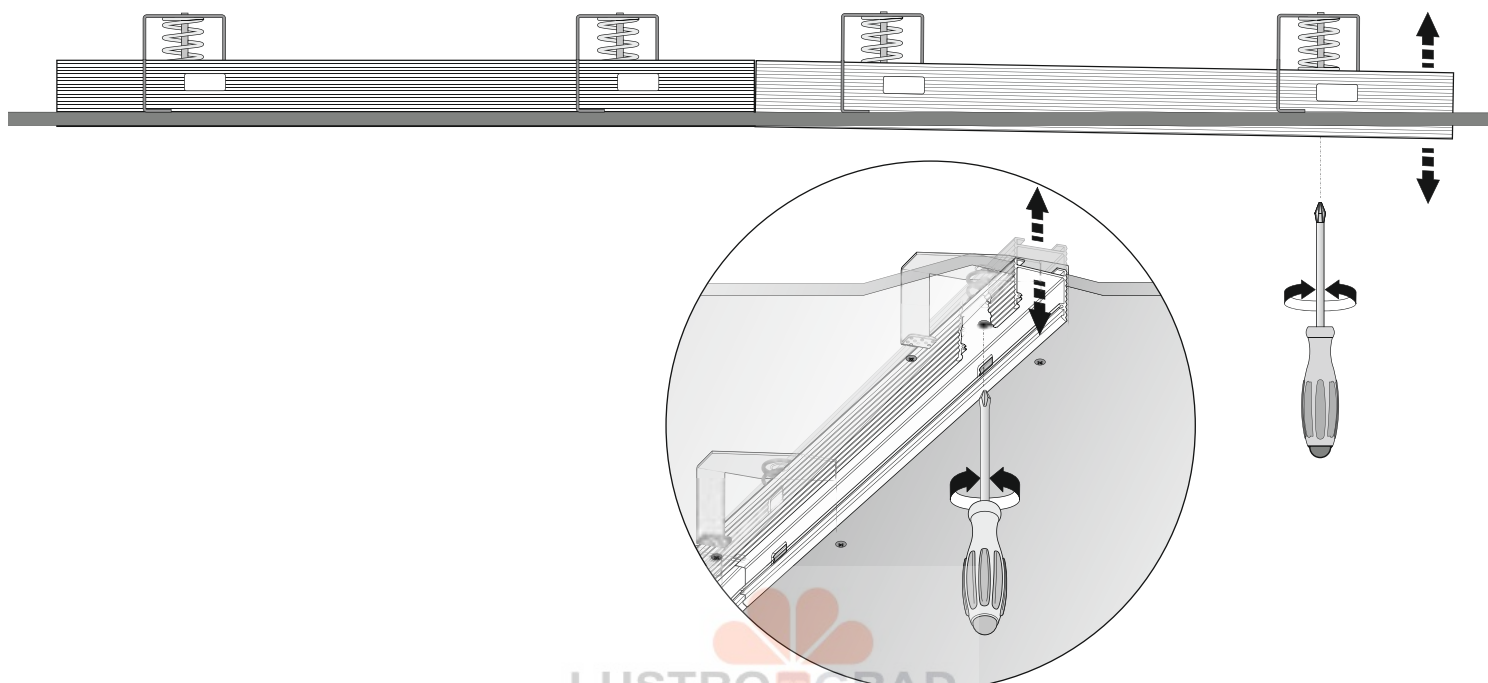
Besonderes Befestigungssystem mit fein regelbaren Federn zur Anpassung an verschiedene Gipskartonhöhen und für eine einfache Installation.

Particular sistema de ajuste con mariposas con muelle micro regulable, el que se adapta a diferentes alturas de cartón piedra y, por consiguiente, permite una fácil instalación.

MICRORÉGLAGE МИКРОРЕГУЛИРОВКА

Particulier système de fixation avec papillons à ressort microréglable, qui permet de s'adapter aux différentes hauteurs de plaques de plâtre pour une installation plus facile.

Особая конструкция крепежа с микрорегулируемой пружиной, которая позволяет установку на гипсокартон различной толщины, упрощая таким образом процесс монтажа.



2 DOPPIO SCHERMO DUAL SCREEN

In dotazione schermo opaco monouso per facilitare le operazioni di assemblaggio: rasatura - stuccatura - verniciatura. Al termine delle precedenti operazioni verrà sostituito con il diffusore in policarbonato o microprismato.

The system includes a disposable matt screen for easy assembly: shaving - plastering - painting. After installation this screen is replaced with a polycarbonate or microprismatic diffuser.

DOPPELTER SCHIRM DOBLE PANTALLA


Im Lieferumfang eine matte Einwegabschirmung für die Montagearbeiten: Abschleifen - Spachteln - Übermalen. Nach Beendigung dieser Arbeiten wird der Schirm durch den Polycarbonat-oder Microprismatic Lichtverteiler ersetzt.

En dotación, una pantalla opaca desechable para simplificar las operaciones de montaje: raedura - enmasilladura - pintura. Al término de las precedentes operaciones, va a ser reemplazado con el difusor en policarbonato o microprismatic.

DOUBLE ÉCRAN ДВА ЭКРАНА

Livré avec écran mat jetable disponible pour rendre plus faciles les opérations de montage - rasage - plâtrerie-peinture. A la fin des opérations précédentes il sera remplacé par un diffuseur en polycarbonate ou microprismatic.

Входит в комплект монтажный матовый экран для упрощения работ по установке профиля: оштукатуривание - шпаклевание - окраска. По окончании вышеперечисленных работ монтажный экран меняется на рассеиватель из поликарбоната либо микропризматический рассеиватель.



3 FISSAGGIO RAPIDO FAST INSTALLATION RASCHE BEFESTIGUNG

Particolari alette a molla che permettono il rapido assemblaggio dei supporti elettrificati delle sorgenti luminose all'interno dell'estruso in alluminio.

Special spring tabs that allow the rapid assembly of the powered supports of the light sources inside the extrusion in aluminum.

Die besonderen Federn ermöglichen eine rasche Montage der Lichtquellen-Halterungen innerhalb des Aluminiumprofils.

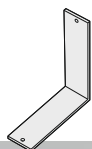
AJUSTE RÁPIDO FIXAGE RAPIDE БЫСТРЫЙ МОНТАЖ

Particulares aletas con muelle que permiten el rápido ajuste de los soportes electrificados de las fuentes luminosas al interior del extruido en aluminio.

Particulieres ailettes à ressort qui permettent le montage rapide des supports électrifiés des sources lumineuses à l'intérieur de l'extrudé en aluminium.

Специальные крылышки на пружинах гарантируют быструю установку электрической начинки внутри профиля из экструдированного алюминия.

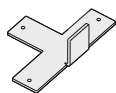
**4 ELEMENTI DI GIUNZIONE VERBINDUNGSELEMENTE ÉLÉMENTS DE JONCTION
JUNCTION ELEMENTS ELEMENTOS DE ENLACE СОЕДИНИТЕЛЬНЫЕ
ЭЛЕМЕНТЫ**



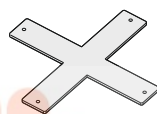
XM2033/34-ANG



XM2033-U90



XM2033-UT



XM2033-X





5 **ANGOLI ILLUMINATI**
ILLUMINATED CORNERS

BELEUCHTETE ECKEN
ÁNGULOS ILUMINADO

ANGLES ÉCLAIRÉS
ОСВЕЩЕННЫЕ УГЛЫ

Moduli di giunzione elettrificati con LED e relativo gruppo di alimentazione


Junction modules powered LED and relative power supplies.

Stromführende Verbindungsmodule mit LED-Leuchten und entsprechendem Netzteil.

Módulos de conexión electrificados con LED y relativo grupo de alimentación.

Modules de jonction électrifiés avec LED et son bloc d'alimentation.

Соединительные модули оснащенные LED и соответствующим блоком питания













QUEENS
XM7501

JACKIE SPOT
B077

QUEENS SPOT
XM742-19

QUEENS MINI
XM748-169

CORNER
XG2045

BROOKLYN
XG2033

BROOKLY SPOT
XM2033 SPOT

BROOKLYN TRIM
XG2034

BROOKLYN OUT
XP2033

BROADWAY
XP2048

TRIBECA
XG2047




NOLITA
XG2038

NOLITA TRIM
XG2039

NOLITA OUT
XP2038


MANHATTAN
XG2044

GIANO
XP246



BROOKLYN ROUND

XG231 / XG232





Brooklyn Round_

Made in Italy



CE IP40-IP20

(XG231/XG232+XM003.100.0110 or XM003.200.0110+XM2033/32/31-T)

Sistema modulare in alluminio estruso sottoposto a curvatura con raggio 500mm e 1000mm disponibile in versione incasso a scomparsa, per creare anelli o composizioni miste di linee e curve su soffitto o parete. Sorgente luminosa composta da modulo LED a luce diretta e dimmerazione in remoto. Finitura con vernice poliacrilica in bianco e finitura laterale del profilo a coste. Schermo in policarbonato opale estruso e curvato. Ideale per uffici, hall, zone living, grandi spazi.

Modular system in extruded curved aluminum with 500mm and 1000mm radius. Available in trimless recessed, offering the possibility to create rings or mixed compositions of lines and curves. Light source made of LED module with direct light and dimmable driver. Polyacrylic white painted and ribbed lateral finish. Curved extruded opal polycarbonate diffuser. Ideal for offices, hall, living areas, and large areas.

Baukastensystem Ringe aus stranggepresstem Aluminium mit einem Biegeradius unter 500 mm und 1000 mm. Erhältlich in der Einbauvariante. Ergänzend zum Brooklyn-System können hiermit Kompositionen aus Ringelemente mit Linien kreiert werden - zur Decken- oder Wandgestaltung oder um geschwungene Linien zu schaffen. Lichtquelle: LED-Modul für direkte Beleuchtung. Treiber sind extern zu legen. Das Rippenprofil ist serienmäßig mit weißem Polyacryl-Lack lackiert. Radiale angepasste Opal-Abdeckung. Ganzheitliches System mit viel Gestaltungsmöglichkeiten für Wohn- / Essbereiche, sowie Lobbys und Office-Beleuchtung.

Sistema modular de aluminio extruido sometido a curvatura, con rayo de 500 mm y de 1000 mm, disponible en versión empotrado e invisible para crear anillos o arreglos mezclados de líneas y curvas, de techo o de pared. Fuente luminosa formada por módulo LED con luz directa y regulador de intensidad de luz separado. Acabado con barniz poliacrílico de color blanco y acabado lateral del perfil a rayas. Pantalla de policarbonato opalino, extruido y curvado. Ideal para oficinas, vestíbulos, salones y grandes espacios.

Système modulaire en aluminium extrudé courbé avec un rayon de 500 mm et 1000 mm disponible en version encastrément, pour créer des anneaux ou des compositions mixtes de lignes et courbes au plafond ou au mur. Source lumineuse LED à lumière directe et variateur d'intensité déporté. Finition avec peinture polyacrylique blanche et finition latérale du profil côtelé. Écran en polycarbonate opale extrudé et courbé. Idéal pour bureaux, halls, living, grands espaces.

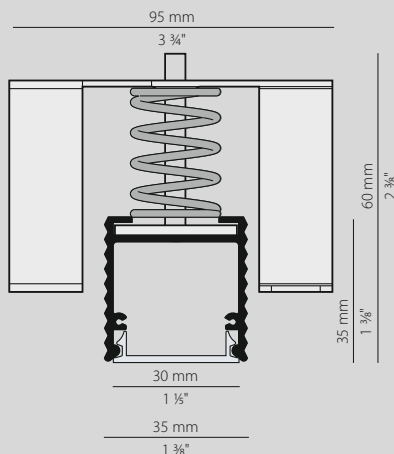
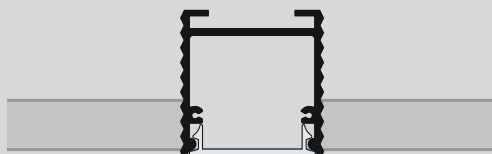
Модульная система из экструдированного алюминия с изогнутыми элементами, радиусом 500мм и 1000мм. Доступны встраиваемая версия без рамки, подвесная и потолочная версии. Есть возможность создавать кольца или смешанные композиции из прямых и изогнутых линий. Оснащена светодиодными модулями, дающими прямой свет, по запросу оснащается диммируемым драйвером. Окрашена белой полиакриловой краской, ребристые боковины. Изогнутый рассеиватель из матового поликарбоната. Идеально подходит для офисов, холлов, жилых помещений, а также на больших пространствах.



Brooklyn Round



XG231/XG32 TRIMLESS PROFILE



Electric options

Solo con componenti remotizzati
Only with remote components
Nur mit ferngesteuerten Komponenten
Solamente con componentes remotizados
Uniquement avec des composants remotized
Только с компонентами установленными на расстоянии

page 462

Dimming

466-467

Technical information

470


Wiring diagram 1

470

Brooklyn Round

LED CE IP40 IP20 IK08 850°

	CODICE / CODE	DEGREES	Ø MM	H MM	Ø INCHES	H INCHES	MM	INCHES	NR.	INCL.
TRIMLESS PROFILE	<input type="radio"/> XG23101.360.0099	360°	1000	35	39 3/8"	1 3/8"	ext. 1005 / int. 926	ext. 39 3/8" / int. 36 1/2"	4	
Protezione monouso per l'installazione, inclusa	<input type="radio"/> XG23101.180.0099	180°	1000	35	39 3/8"	1 3/8"	ext. 1005 / int. 926	ext. 39 3/8" / int. 36 1/2"	3	
Disposable protection for installation included	<input type="radio"/> XG23101.090.0099	90°	1000	35	39 3/8"	1 3/8"	ext. 1005 / int. 926	ext. 39 3/8" / int. 36 1/2"	2	
	<input type="radio"/> XG23201.360.0099	360°	1950	35	76 5/8"	1 3/8"	ext. 1955 / int. 1876	ext. 77" / int. 74"	8	
	<input type="radio"/> XG23201.180.0099	180°	1950	35	76 5/8"	1 3/8"	ext. 1955 / int. 1876	ext. 77" / int. 74"	4	
	<input type="radio"/> XG23201.090.0099	90°	1950	35	76 5/8"	1 3/8"	ext. 1955 / int. 1876	ext. 77" / int. 74"	3	
	<input type="radio"/> XG23201.045.0099	45°	1950	35	76 5/8"	1 3/8"	ext. 1955 / int. 1876	ext. 77" / int. 74"	2	
										LED
CURVED LED MODULE	XM003.100.0110									6,6W 3000K Ra 80 24V 21 LED 807 lm
	XM003.200.0110									6,6W 3000K Ra 80 24V 21 LED 807 lm



DIFFUSORI / DIFFUSER

POLICARBONATO
POLYCARBONATE



Per composizioni miste di XG2033 e XG231/232 utilizzare solamente moduli LED XM001.050.0110 e XM001.012.0110 senza riflettore per le parti diritte. Oppure, in alternativa, utilizzare solamente strip roll XM1ROW SNAKE/5MT senza riflettore per le parti diritte.

For mix composition made of XG2033 and XG231/232 use only module LED XM001.050.0110 and XM001.012.0110 without reflector for the straight parts or, alternatively, use only strip roll XM1ROW SNAKE/5MT without reflector for the straight parts.

XM231/32-U

Giunzione lineare per moduli rotondi / Linear junction
Gerade Verbindung Enlace lineal / Jonction linéaire Линейное соединение



XM2033/32/31-T

Coppia di elementi terminali con viti trimless / Pair of end segments with screws trimless
Paar Abschlusselemente mit Schrauben trimless / Pareja de elementos terminales con tornillos trimless
Paire d'éléments terminaux à vis trimless / Пара терминальных заглушек с винтами trimless



XM231/32-UD (5 pcs)

Elemento di unione per diffusore / Diffuser junction
Verbindung für Lichtverteiler / Conexión terminala
Jonction pour diffuseur / Пара самоклеющийся затенитель линейный



XM2033/34/32/31-S

Cavi di alimentazione / Power cables
Netzkabel / Cables de alimentación
Câbles d'alimentation / Электрические провода



LED/DRIVER MATRIX XG231/232

CODE	LED MODULE	DRIVER	DRIVER DIM
XG23101.360.0099	8 x XM003.100.0110	1x XMT70/24E	1x XM60/24 DIM
XG23101.180.0099	4 x XM003.100.0110	1x XM30/24E	1x XM35/24 DIM
XG23101.090.0099	2 x XM003.100.0110	1x XM30/24E	1x XM35/24 DIM
XG23201.360.0099	16x XM003.200.0110	1x XMT150/24E	1x XM150/24 DIM
XG23201.180.0099	8 x XM003.200.0110	1x XMT70/24E	1x XM60/24 DIM
XG23201.090.0099	4 x XM003.200.0110	1x XM30/24E	1x XM35/24 DIM
XG23201.045.0099	2 x XM003.200.0110	1x XM30/24E	1x XM35/24 DIM

Disponibili anche rolla LED a 1 row snake.
Vedi pagina 463 electric options
Also available LED roll 1 row snake.
See page 463 electric options
LED-Rolle 1 row snake. Siehe Seite 463 electric options
Disponibles también rolle LED a 1 row snake.
Ver página 463 electric options.
Aussi disponibles rolle LED à 1 row snake.
Voir page 463 Options électriques
Возможные варианты светодиодных лент: 1 row snake.
страницу 463 electric options

XM1ROW SNAKE/5MT

STRIP ROLL 1 ROW 5 MT 3000K Ra 80 24V

✂ 100 mm

5 x 60 led/mt - 5 x 14,4 W/mt
5 x 1080 lm/mt Ra 80



LED 1080 lm/mt

Per alimentatori vedi pagina 466 electric options
For power supplies see on page 466 electric options

Fotometrie e Classi Energetiche disponibili www.panzeri.it
Photometric data and Energy Label available at www.panzeri.it







CE IP40-IP20

(XG2033-TRACK + XM001.050.0110 or XM002.050.0110 + XM2033-T)

Sistema modulare LED in alluminio estruso verniciato bianco sezionabile, da incasso a scomparsa totale (trimless), o con bordo (trim) oppure da parete/soffitto o a sospensione per applicazioni in verticale o orizzontale per cartongesso/laterizio. Per versioni trimless in dotazione doppi schermi: il primo monouso per rasatura, stuccatura e verniciatura, il secondo definitivo in polycarbonato o microprismato. Per una corretta e facile installazione nel cartongesso sono disponibili farfalle micro regolabili opzionali, applicabili ogni 400 mm ca. Moduli LED multipli da 500 mm frazionabili ogni 125 mm 3000K 8,5W 24V. Moduli LED da 125 mm 3000K 2,1W 24V, completi di 2 cavetti per collegamento. Predisporre, se necessari, eventuali appendimenti.


Modular LED system in white painted extruded aluminium (trimless), dividable, and fully recessed wall for vertical or horizontal use in drywall/concrete. Trim version or wall/ceiling or suspension are also available. Trimless versions include two screens: the first disposable for shaving, plastering and painting, the second definitive in polycarbonate or microprismatic. For a quick and easy installation in drywall, are available micro adjustable wings nut optional, applicable every 400 mm approx. Multiple LED modules (500 mm long) divisible every 125 mm. 3000K 8,5W 24V. Modules (125 mm long) 3000K 2,1W 24V, complete with 2 connection cables. Prepare, if necessary, any hangings to support the system.

Das filigrane 3,5cm LED-Baukastensystem aus stranggepresstem, weiß-lackiertem Aluminium ist in verschiedenen Längen erhältlich und eignet sich jeweils für einen senkrechten oder waagrechten Komplettinbau, Rahmenlos oder mit Rahmen, für Gipskarton- und Ziegelwände. Kombinierbar mit Aufbauvarianten als durchgängige Lichtlinie. Optional für eine fachgerechte und einfache Installation sind Mikroschmetterlingsfedern aus Metall erhältlich, einfach zu fixieren und regulierbar. Für den Komplettinbau (rahmenlos) werden zwei Abdeckungen zu Verfügung gestellt. Einwegabdeckung zum Abschleifen, Spachteln und Übermalen, sowie die zweite verbleibende Polycarbonat- oder mikroprismatische Abdeckung. Verschiedene Möglichkeiten der LED Bestückung, z.B. LED-Module mit 500 mm Länge (3000K - 8,5W -24) teilbar alle 125 mm (3000K - 2,1W - 24V) mit 2 Verbindungskabeln. Treiber sind extern zu setzen. Die Konfiguration kann auf die Anwendung angepasst werden. Auch als Wand-/Decken- oder Hängeleuchte erhältlich

Sistema modular (trimless) LED de aluminio extruido barnizado blanco seccionable, empotrado e invisible, o con borde (trim), o de pared/techo o de suspensión para aplicaciones en vertical u horizontal para cartón yeso/ladrillos. Para versiones trimless, pantallas dobles proporcionadas: la primera es desechable, útil para raspadura, estucado y pintura; la segunda en cambio es definitiva, en polycarbonato o microprismato. Para una correcta y fácil instalación en el cartón yeso, disponemos de mariposas micro regulables opcionales, aplicables cada 400 mm aproximadamente. Módulos LED múltiples de 500mm, fraccionables cada 125mm 3000K 8,5W 24V. Módulos LED de 125mm 3000K 2,1W 24V, completos de 2 cabletes de conexión. Predisponer, si necesarios, eventuales colgamientos.

Système modulaire LED (trimless) en aluminium extrudé peint en blanc sectionnable, encastré à disparition totale, pour montage vertical ou horizontal pour carton-plâtre/briques. Écrans doubles: le premier jetable pour rasage, plâtrerie et peinture, le deuxième définitif en polycarbonate ou microprismatic. Pour une installation plus correcte et facile dans le cartonplâtre, sont disponibles des papillons option micro- réglables, applicables à tous les 400 mm environ. LED modules multiples de 500 mm divisibles tous les 125 mm 3000K 8,5W 24V. Modules LED de 125 mm 3000K 2,1W 24V complets avec 2 câbles de jonction. Mis en place, le cas échéant, des suspensions.


Модульная LED система в окрашенном в белый цвет экструдированном алюминии (безрамочная), полностью утапливаемая в стену для вертикального или горизонтального использования в гипсокартон / бетон. Версия с рам-кой, настенно-потолочная и подвесная версии также доступны. Версии без рамки включают в себя два экрана: первый монтажный экран для штукатурных и малярных работ, второй основной из поликарбоната или микро-призматический. Для быстрой и легкой установки в гипсокартон, опционально доступны крепежи с микро регулировкой, устанавливаемые приблизительно каждые 400 мм. Светодиодные модули (длина 500 мм), режутся каж-дые 125 мм. 3000K 8,5W 24V. Модули (125 мм) 3000K 2,1W 24V, в комплекте с двумя соединительными кабеля-ми. При необходимости подготовьте подвесы для поддержания системы.



Brooklyn_

Brooklyn trim_

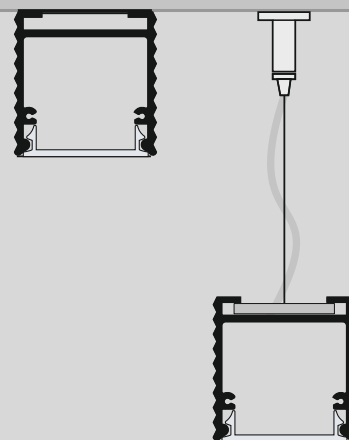
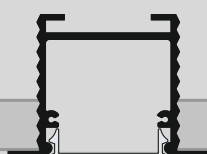
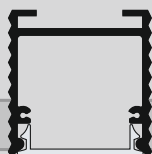
Brooklyn out_



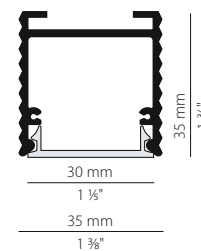
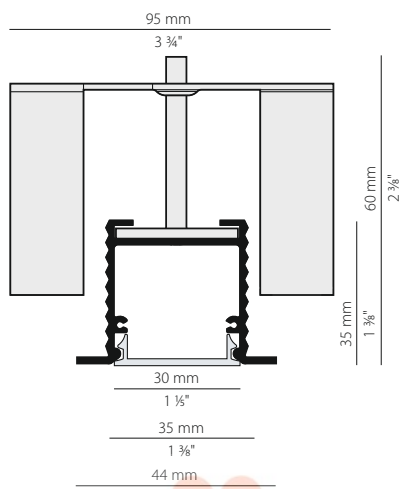
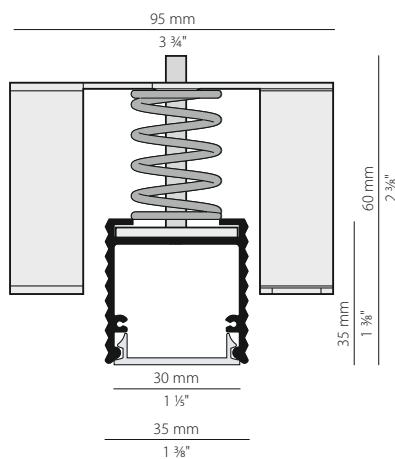
XG2033
TRIMLESS PROFILE

XG2034
TRIM PROFILE

XP2033
CEILING / SUSPENSION






Electric options Solo con componenti remotizzati Only with remote components Nur mit ferngesteuerten Komponenten Solamente con componentes remotizados Uniquement avec des composants remotized Только с компонентами установленными на расстоянии	page 462
Dimming	466-467
Technical information	470
Wiring diagram 1	470



Brooklyn_

LED CE IP40 IP20 IK08 850°

	CODICE / CODE	L MM	L INCHES	MM	INCHES	NR.	ADVISED	
TRIMLESS PROFILE	XG2033-50 TRACK	510	20"	515 x 40	20 x 1 3/8"	2		
Schermo monouso+polycarbonato incl.	XG2033-100 TRACK	1010	40"	1015 x 40	40 x 1 3/8"	2		
Disposable screen +polycarbonato incl.	XG2033-200 TRACK	2010	79 1/8"	2015 x 40	79 1/8" x 1 3/8"	3		
	XG2033-300 TRACK	3010	118 1/2"	3015 x 40	118 1/2" x 1 3/8"	4		
TRIM PROFILE	XG2034-50 TRACK	510	20"	515 x 40	20 x 1 3/8"	2		
Diffusore polycarbonato incluso	XG2034-100 TRACK	1010	40"	1015 x 40	40 x 1 3/8"	2		
Polycarbonate diffuser included	XG2034-200 TRACK	2010	79 1/8"	2015 x 40	79 1/8" x 1 3/8"	3		
	XG2034-300 TRACK	3010	118 1/2"	3015 x 40	118 1/2" x 1 3/8"	4		
CEILING / SUSPENSION	XP2033-50 TRACK	525	20 3/8"					
Diffusore polycarbonato incluso	XP2033-100 TRACK	1025	40 3/8"					
Polycarbonate diffuser included	XP2033-200 TRACK	2025	79 7/8"					
	XP2033-300 TRACK	3025	119 1/8"					
								2150 lm/mt
								3040 lm/mt
LED MODULE	XM001.050.0110	500		 125 mm				LED 8,5W 3000K Ra 80 24V 28 LED 1075 lm
	XM001.012.0110	125						2,1W 3000K Ra 80 24V 7 LED 268 lm
	XM002.050.0110	500		 72 mm				12W 3000K Ra 80 24V 49 LED 1520 lm
	XM002.007.0110	72						1,7W 3000K Ra 80 24V 7 LED 217 lm

DIFFUSORI / DIFFUSER

POLICARBONATO POLYCARBONATE **PR** • MICROPISMATO bordi laterali opale (da aggiungere al codice) MICROPISMATIC opal side edges (to be added to code)



Per composizioni miste di XG2033 e XG231/232 utilizzare solamente moduli LED XM001.050.0110 e XM001.012.0110 senza riflettore per le parti diritte. Oppure, in alternativa, utilizzare solamente strip roll XM1ROW SNAKE/5MT senza riflettore per le parti diritte.

For mix composition made of XG2033 and XG231/232 use only module LED XM001.050.0110 and XM001.012.0110 without reflector for the straight parts or, alternatively, use only strip roll XM1ROW SNAKE/5MT without reflector for the straight parts.



Private House - Sicilia, Italia

• UGR < 19 in funzione delle condizioni di installazione
UGR < 19 depending on installation conditions

Per alimentatori vedi pagina 466 electric options
For power supplies see on page 466 electric options

Fotometrie e Classi Energetiche disponibili www.panzeri.it
Photometric data and Energy Label available at www.panzeri.it

Raccordi con angoli speciali su richiesta. Lo schermo e il profilo possono essere tagliati dall'installatore durante il montaggio oppure su richiesta servizio taglio.

Verbindungsstücke mit Spezialwinkeln auf Anfrage. Der Schirm und das Profil können bei der Installation zugeschnitten werden; auf Anfrage.

Raccords avec des angles spéciaux sur demande. L'écran et le profil peuvent être coupés par l'installateur lors de l'installation ou sur demande service de coupe.

Fittings with special angles on request. The screen and the extruded aluminium can be cut during installation or on request cutting service.

Enlacs con ángulos especiales a petición. La pantalla y el perfil pueden ser cortados por el instalador durante el ensamblaje o bien, a petición, servicio de corte.

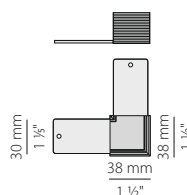
Соединительные детали для нестандартных углов по запросу. Экран и профиль можно отрезать во время монтажа или запрашивать нарезку по спец. размеру на фабрике.

XM2033-U90

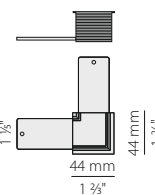
Giunzione piana 90° trimless / Level junction 90° trimless
Flache 90°-Verbindung trimless / Enlace llano de 90° trimless
Jonction plate 90° trimless / Соединение для плоского угла 90° trimless



XM2033-U90 XM2033-U90 XP



XM2034-U90



XM2033-U90 XP

Giunzione piana 90° trimless / Level junction 90° trimless
Flache 90°-Verbindung trimless / Enlace llano de 90° trimless
Jonction plate 90° trimless / Соединение для плоского угла 90° trimless

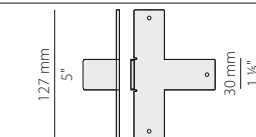
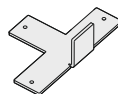
XM2034-U90

Giunzione piana 90° trim / Level junction 90° trim
Flache 90°-Verbindung trim / Enlace llano de 90° trim
Jonction plate 90° trim / Соединение для плоского угла 90° trim



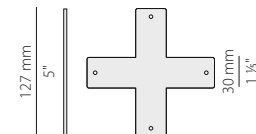
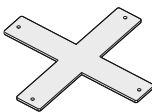
XM2033-UT

Giunzione a T trimless / T junction trimless
T-Verbindung trimless / Enlace a T trimless
Jonction à T trimless / T-образное соединение trimless



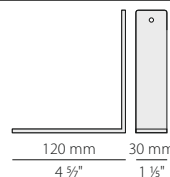
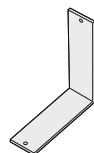
XM2033-X

Giunzione a X trimless / X junction trimless
X-Verbindung trimless / Enlace a X trimless
Jonction à X trimless / Крестовое соединение trimless



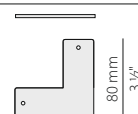
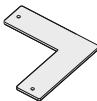
XM2033/34-ANG

Accessorio per angolo verticale 120x120 mm / Junction for vertical angle 120x120 mm
Zubehörteil für Vertikalwinkel 120x120 mm / Accesorio para ángulo vertical 120x120 mm
Accessoire pour angle vertical 120x120 mm / Элемент для вертикального угла 120x120 мм



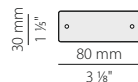
XM2033-U45

Giunzione piana per tagli a 45° / Level junction for 45° cuts
Flache 45°-Verbindung trim / Enlace llano de 45° trim
Jonction plate 45° trim / Соединение для плоского угла 45° trim



XM2033/34-U

Giunzione lineare / Linear junction / Gerade Verbindung
Enlace lineal / Jonction linéaire / Линейное соединение

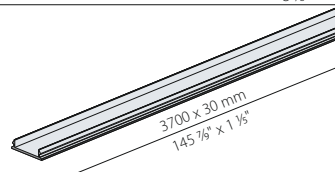


XM2033/34/46-370S

Diffusore in policarbonato mm 3700
Polycarbonate diffuser mm 3700

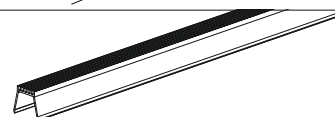
XM2033/34/46-370S PR •

Diffusore microprismato bordi laterali opale mm 3700
Microprismatic diffuser opal side edges mm 3700



XM2033/34-WHI

Riflettore bianco mm 1000 sezionabile / 1000 mm dividable white reflector
weiß reflektor 1000 mm trennbar / Reflector blanco mm 1000 seccionable
Réflecteur blanc mm 1000 à sectionner / Отражатель из глянцевого алюминия 1000мм, нарезной



XM2033/32/31-T

Coppia di elementi terminali con viti trimless / Pair of end segments with screws trimless
Paar Abschlusselemente mit Schrauben trimless / Pareja de elementos terminales con tornillos trimless
Paire d'éléments terminaux à vis trimless / Пара терминальных заглушек с винтами trimless



XM2034-T

Coppia di elementi terminali con viti trim / Pair of end segments with screws trim
Paar Abschlusselemente mit Schrauben trim / Pareja de elementos terminales con tornillos trim
Paire d'éléments terminaux à vis trim / Пара терминальных заглушек с винтами trim



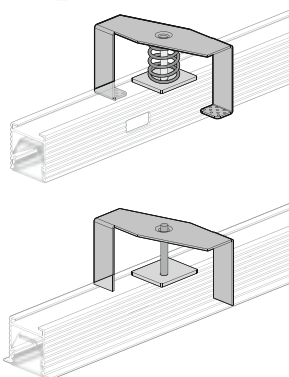
XM2033-T1

Coppia di elementi terminali con viti (XP2033) / Pair of end segments with screws (XP2033)
Paar Abschlusselemente mit Schrauben (XP2033) / Pareja de elementos terminales con tornillos (XP2033)
Paire d'éléments terminaux à vis (XP2033) / Пара терминальных заглушек с винтами (XP2033)



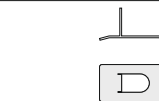
XM2033-F

Farfalla di fissaggio versione trimless per cartongesso regolabile (posizionabile ogni 400 mm circa)
 Wing nut trimless version for adjustable drywall (can be placed every 400 mm approx)
 Befestigungsfeder Version trimless für Gipskarton, regelbar (kann ca. alle 400 mm positioniert werden)
 Mariposa de conexión versión trimless para cartón piedra regulable (colocable cada 400 mm aproximadamente)
 Papillon de fixation version trimless pour plaque de plâtre réglable (peut être placé tous les 400 mm environ)
 Крепеж для профиля trimless для гипсокартона, регулируемый (устанавливается каждые 400мм)



XM2034-F

Farfalla di fissaggio versione trim per cartongesso regolabile (posizionabile ogni 400 mm circa)
 Wing nut trim version for adjustable drywall (can be placed every 400 mm approx)
 Befestigungsfeder Version trim für Gipskarton, regelbar (kann ca. alle 400 mm positioniert werden)
 Mariposa de conexión versión trim para cartón piedra regulable (colocable cada 400 mm aproximadamente)
 Papillon de fixation version trim pour plaque de plâtre réglable (peut être placé tous les 400 mm environ)
 Крепеж для профиля trim для гипсокартона, регулируемый (устанавливается каждые 400мм)



XM2033/34/38/39P

Piastrina per eventuale appendimento / Plate for eventual hanging
 Plättchen zum eventuellen Hängen / Placa para colgar eventualmente
 Plaque pour un accrochage éventuel / Монтажная планка для подвешивания



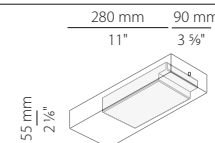
XM2033/34-L

Coppia piastrine fissaggio su laterizio / Plates couple for brickfixing
 Paar Befestigungsplättchen für Ziegelwand / Pareja de placas para ajuste sobre ladrillo
 Couple de plaquettes de fixation à la brique / Пара монтажных планок для кирпичных стен



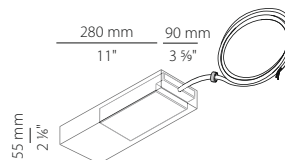
XM2033-T150W

Kit di alimentazione soffitto/parete: rosone bianco + driver 150W / Power kit for ceiling/wall: white canopy + driver 150W
 Verbindung Decke/Wand: weiße Rosette + Treiber 150W / KIT de alimentación plafón/de pared: rosetón blanco + driver 150W
 KIT d'alimentation plafond/mur: rosace blanc + driver 150W
 Комплект для подвода питания для накладных светильников: розон белый + драйвер 150W



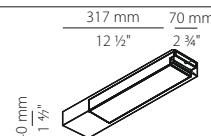
XM2033-ST150W

Kit di alimentazione sospensione: rosone bianco + driver 150 W + cavo lunghezza cm 220
 Power supply kit for suspension: white canopy + driver 150W + cable cm 220 length
 Verbindung Hängeleuchte: weiße Rosette + Treiber 150W + Kabel cm 220 Länge
 Kit alimentación para suspensión: Rosetón blanco + driver 150W + cable largo cm 220
 Kit d'alimentation suspension: Rosace blanc + driver 150W + câble longueur cm 220
 Комплект для подвода питания для подвесных светильников: розон белый + драйвер 150W + провод cm 220



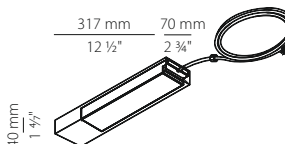
XM2033-T150W DIM

Kit di alimentazione soffitto/parete: rosone bianco + driver 150W DIM / Power kit for ceiling/wall: white canopy + driver 150W DIM
 Verbindung Decke/Wand: weiße Rosette + Treiber 150W DIM / KIT de alimentación plafón/de pared: rosetón blanco + driver 150W DIM
 KIT d'alimentation plafond/mur: rosace blanc + driver 150W DIM
 Комплект для подвода питания для накладных светильников: розон белый + драйвер 150W



XM2033-ST150W DIM

Kit di alimentazione sospensione: rosone bianco + driver 150 W DIM + cavo lunghezza cm 220
 Power supply kit for suspension: white canopy + driver 150W DIM + cable cm 220 length
 Verbindung Hängeleuchte: weiße Rosette + Treiber 150W DIM + Kabel cm 220 Länge
 Kit alimentación para suspensión: Rosetón blanco + driver 150W DIM + cable largo cm 220
 Kit d'alimentation suspension: Rosace blanc + driver 150W DIM + câble longueur cm 220
 Комплект для подвода питания для подвесных светильников: розон белый + драйвер 150W DIM + провод cm 220



XM-KIT-S

Singolo elemento di sospensione / Single suspension kit
 Einzel Set Hängeleuchte / Un kit de suspensión
 Un kit de suspension / Комплект для подвешивания



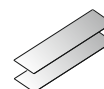
XM2033/34/32/31-S

Cavi di alimentazione / Power cables
 Netzkabel / Cables de alimentación
 Câbles d'alimentation / Электрические провода



XM2033-A (per angoli e giunzioni XP2033 / per angle and junction XP2033)

Coppia copri luce adesivo lineare / Pair of adhesive light cover linear
 Paar lineare Lichtabdeckungen zum Kleben linear / Pareja de cubre luz adhesivo lineal
 Paire de couvercle de lumière adhésif linéaire / Пара самоклеющийся затенитель линейный



Disponibili anche rolle LED a 1 row N, 1 row HE, 1 row snake, 1row HD o 2 row. Vedi pagina 463 electric options
 Also available LED rolls to 1 row N, 1 row HE, 1 row snake, 1row HD o 2 row. See page 463 electric options
 LED-Rollen 1 row N, 1 row HE, 1 row snake, 1row HD o 2 row lieferbar.
 Siehe Seite 463 electric options
 Disponibles también rolle LED a 1 row N, 1 row HE, 1 row snake, 1row HD o 2 row. Ver página 463 electric options
 Aussi disponibles rolle LED à 1 row N, 1 row HE, 1 row snake, 1row HD ou 2row. Voir page 463 Options électriques
 Возможные варианты светодиодных лент: 1 row N, 1 row HE, 1 row snake, 1row HD или 2 row См. страницу 463 electric options



Strip roll 1 row N * Strip roll 1 row HE * Strip roll 1 row snake * Strip roll 1 row HD * Strip roll 2 row *

* Senza riflettore XM2033/34-WHI / Without reflector XM2033/34-WHI

Brooklyn Spot ORIENTABILE ADJUSTABLE

Spot nero o bianco orientabile per profilo Brooklyn completo di driver, predisposto con cablaggio passante 24V per alimentare il resto del sistema Brooklyn. Da non usarsi in partenza o alla fine. Disponibile anche la versione singola a plafone bianca o nera.

Adjustable black or white spot for Brooklyn profile driver included, spot supplied with 24V through wiring to power the entire the Brooklyn system. Never to be used at the beginning or at the end. Single ceiling version also available

Aufbaustrahler in weiß oder schwarz erhältlich mit integriertem Treiber. Für die Integration des Brooklyn-Profiles geeignet, vorbereitet mit 24V Durchgangs-Verdrahtung. Bitte beim Einsatz des Profils beachten: nicht als Anfangs-oder Endstück zu nutzen.

Foco nero o blanco orientable para perfil Brooklyn completo de controlador, preparado con cableado interior de 24V para alimentar el resto del sistema Brooklyn. No utilizar al principio o al final. Disponible también en la versión simple, con techo tensado, blanca o negra.

Spot noir ou blanc orientable pour profil Brooklyn comprenant un driver, prévu avec un câblage traversant de 24V pour alimenter le reste du système Brooklyn. À ne pas utiliser au début ni à la fin. Également disponible en version simple pour plafond blanche ou noire.

Регулируемый черный или белый спот для профиля Brooklyn, драйвер включен в комплект. Спот оснащен сквозной проводкой для питания всей системы Brooklyn. Не следует использовать в начале или в конце системы. Также доступен в виде отдельного потолочного светильника.

Brooklyn Spot

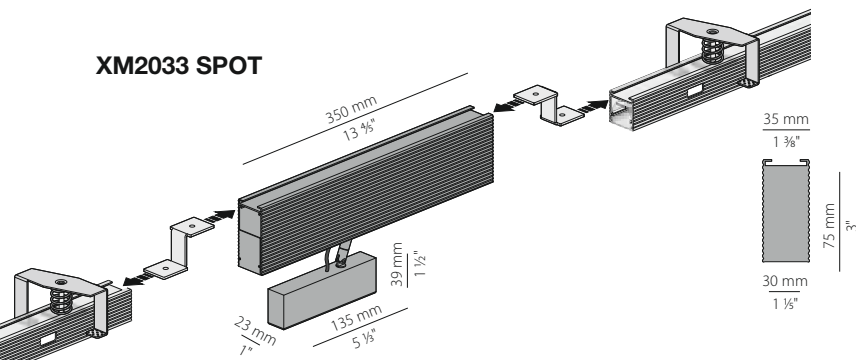
Design Enzo Panzeri 2015

Registered design

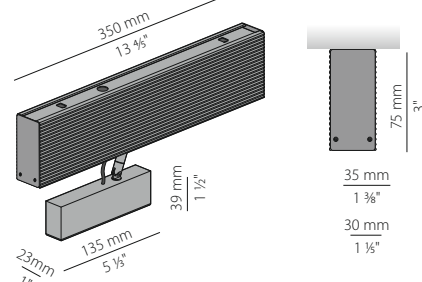
LED CE IP20

CODICE / CODE	L. MM	L. INCHES	MM	INCHES	LED	
SPOT ORIENTABILE ADJUSTABLE SPOT	XM2033-__SPOT	350	13 3/8"	355 x 40	14 x 1 3/8"	Potenza assorbita apparecchio / Luminaire power consumption 10W Flusso luminoso apparecchio / Luminaire luminous flux 698 lm 3000K Ra 80 41° 220-240V
SPOT A SOFFITTO ORIENTABILE ADJUSTABLE CEILING SPOT	P2033-__SPOT	350	13 3/8"			Potenza assorbita apparecchio / Luminaire power consumption 10W Flusso luminoso apparecchio / Luminaire luminous flux 698 lm 3000K Ra 80 41° 220-240V

XM2033 SPOT



P2033 SPOT




CODICI COLORI DISPONIBILI / COLOUR CODES AVAILABLE

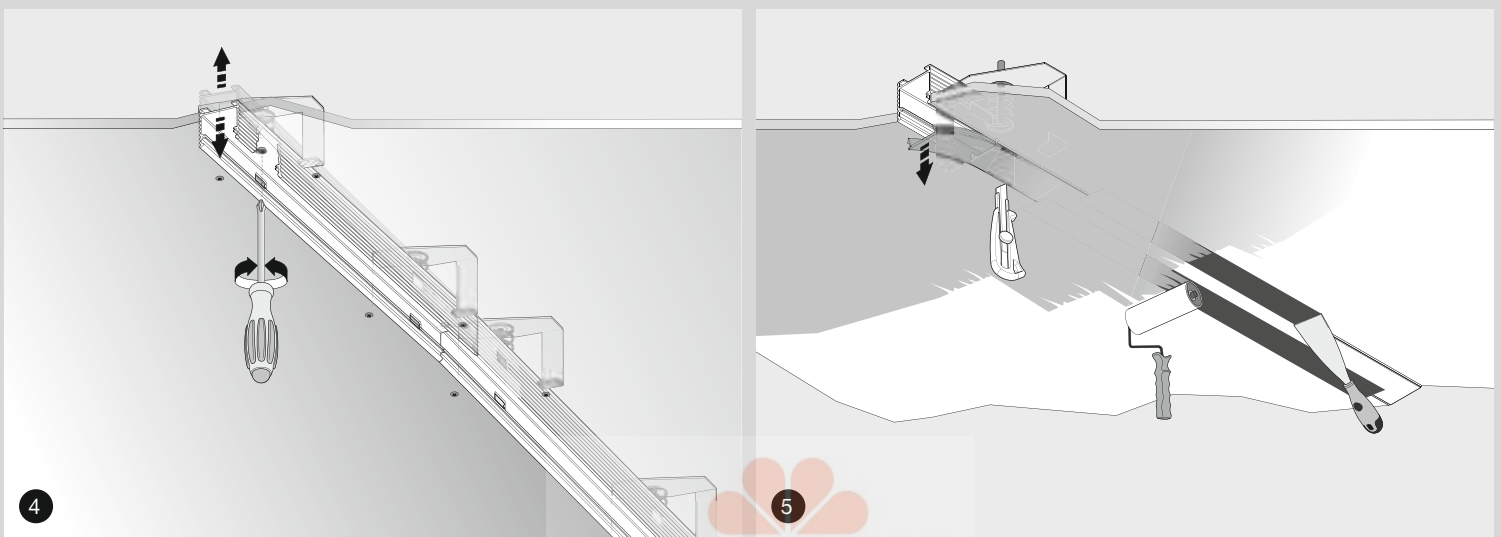
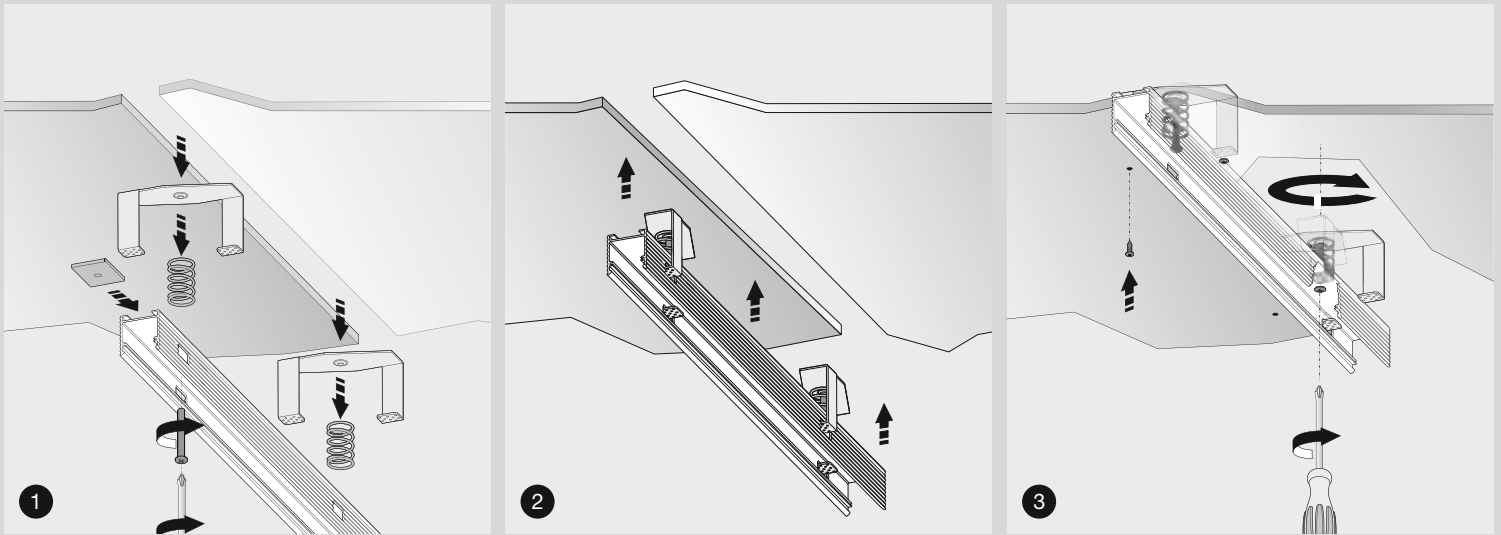
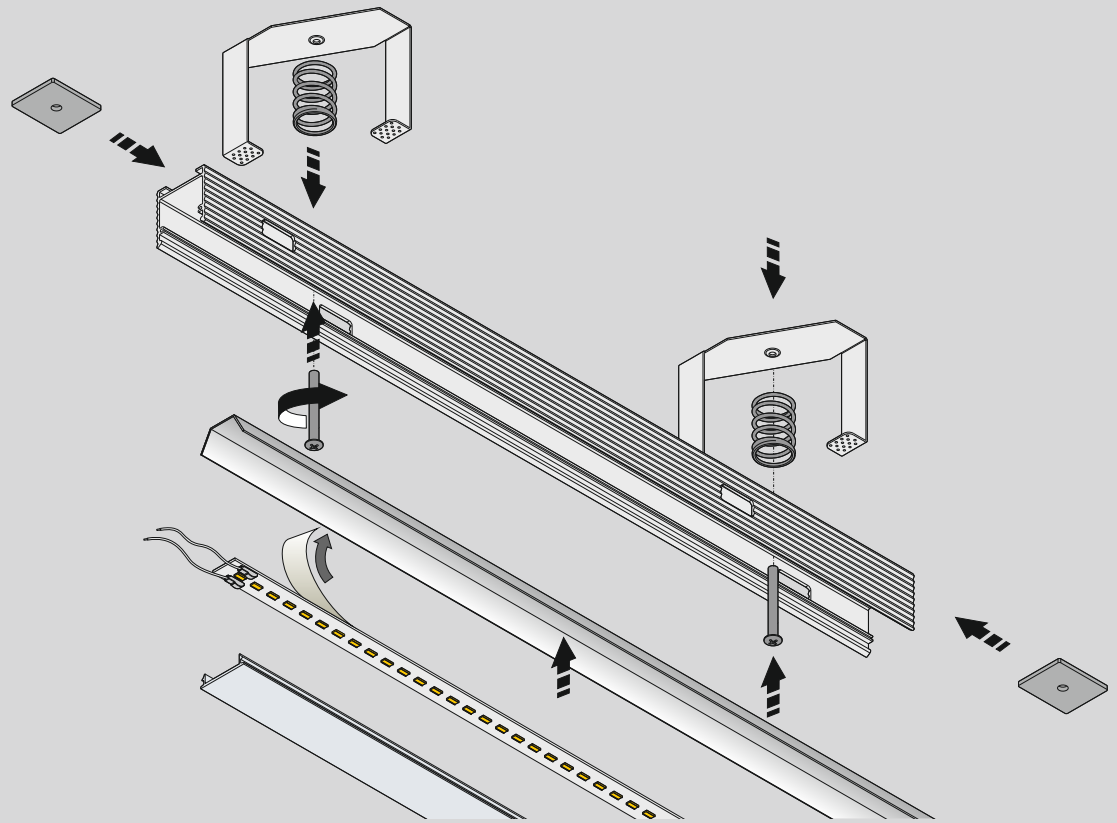
01 Bianco
White

02 Nero
Black



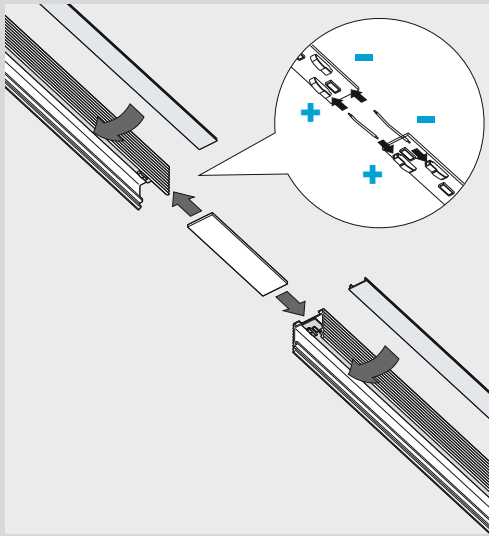


Brooklyn_
XG2033

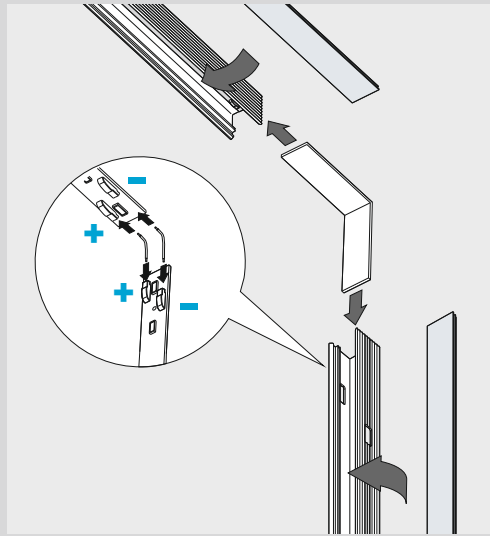


Attenzione. Rispettare la polarità. Collegamento in parallelo.
Attention. Observe the polarity. Install in parallel.
Achtung! Pole beachten. Parallelschaltung.
Cuidado. Respetar la polaridad. Conexión en paralelo.
Attention. Respecter la polarité. Connexion en parallèle.
Внимание. Соблюдать полярность. Параллельное соединение.

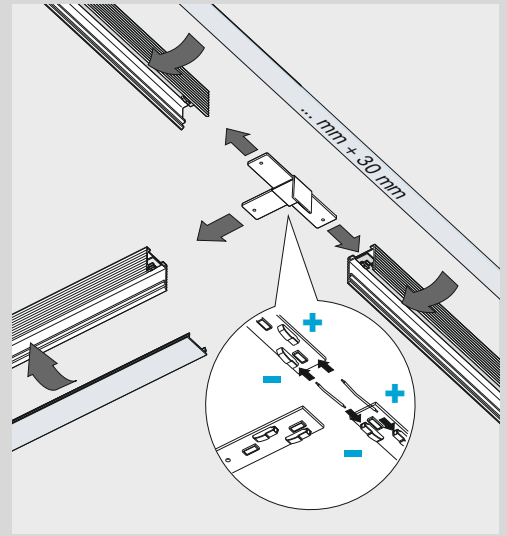
XM2033/34-U
Giunzione lineare
Linear junction



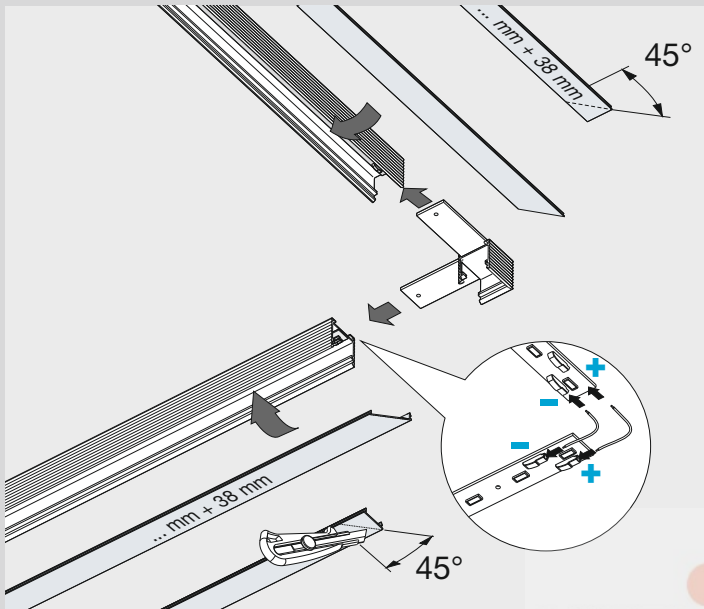
XM2033/34-ANG
Giunzione 90° parete-soffitto
90° Wall to ceiling junction



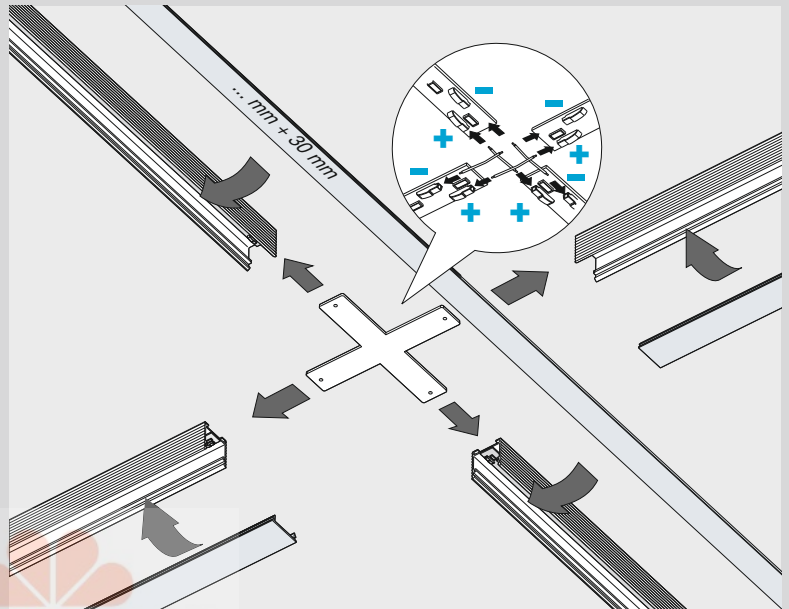
XM2033-UT
Giunzione T trimless
T junction trimless



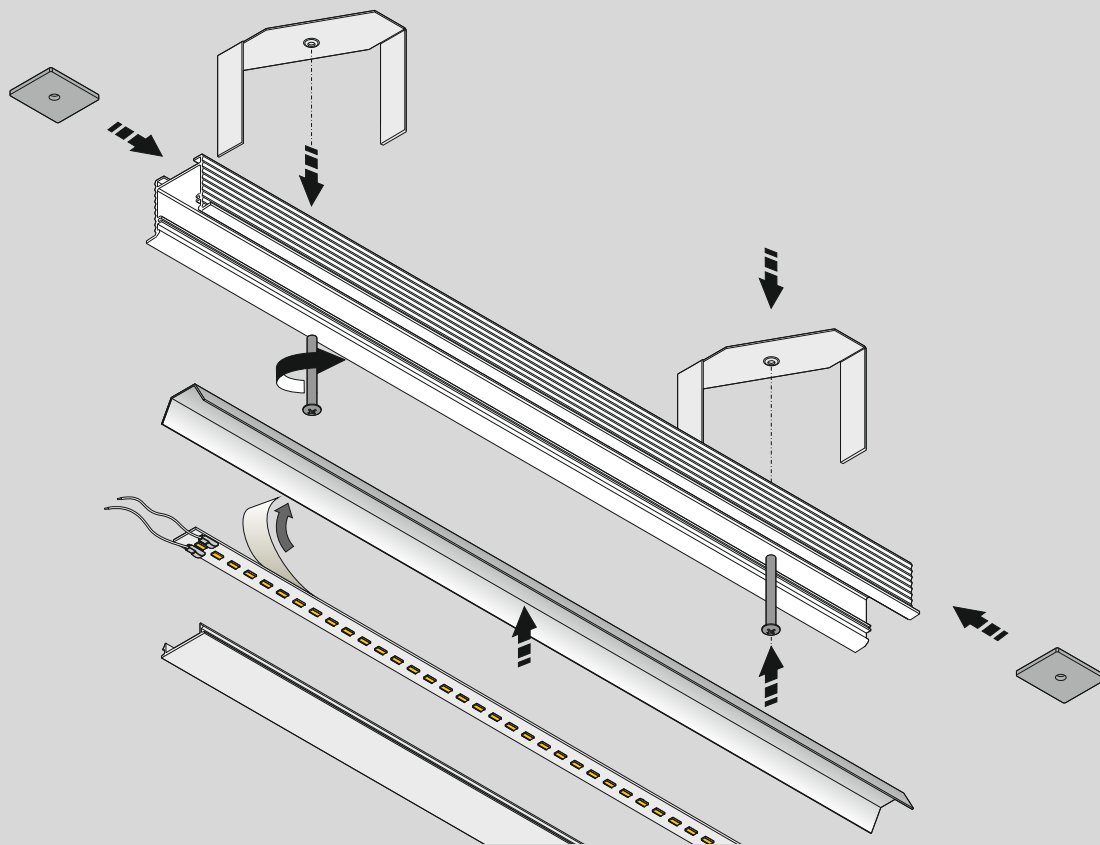
XM2033-U90
Giunzione 90° parete-parete / soffitto-soffitto trimless
90° Wall to wall / ceiling to ceiling junction trimless



XM2033-X
Giunzione X trimless
X junction trimless



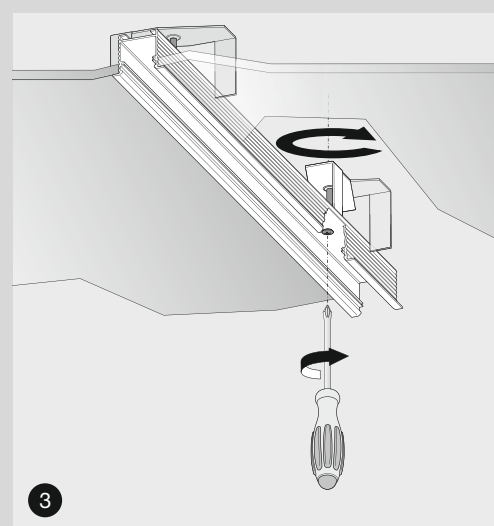
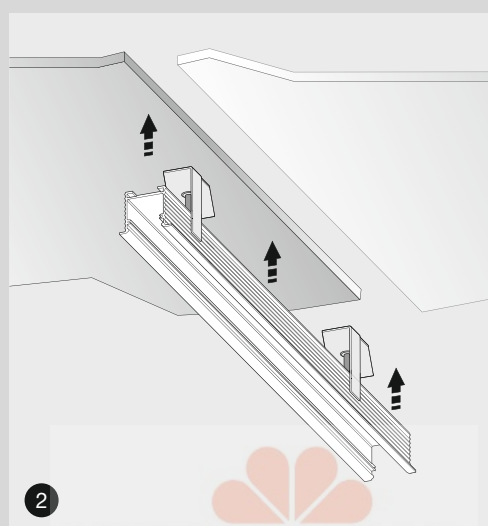
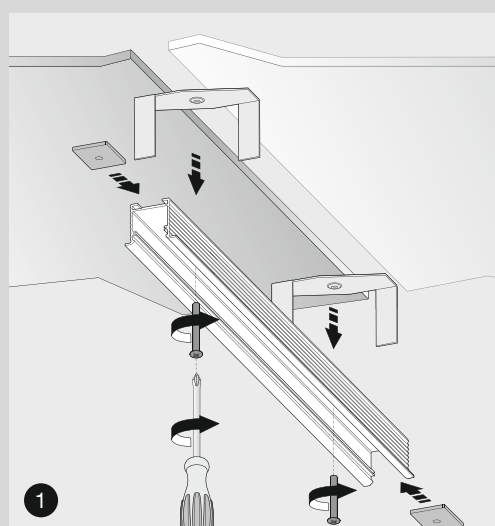
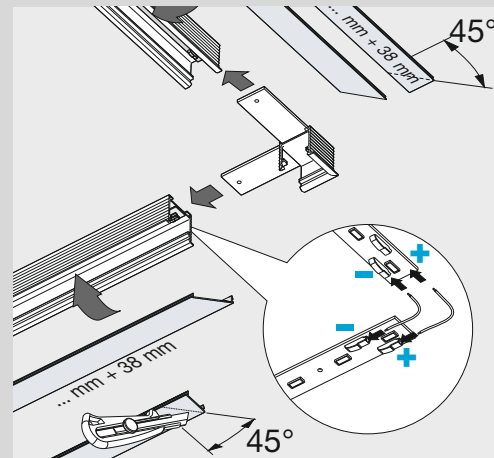
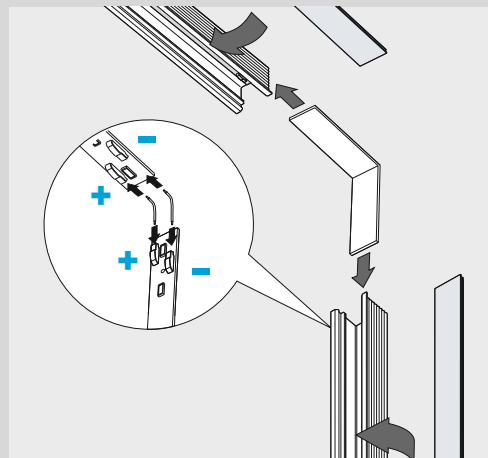
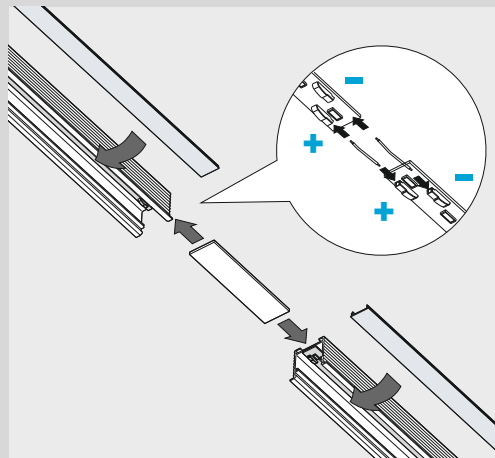
Brooklyn Trim
XG2034



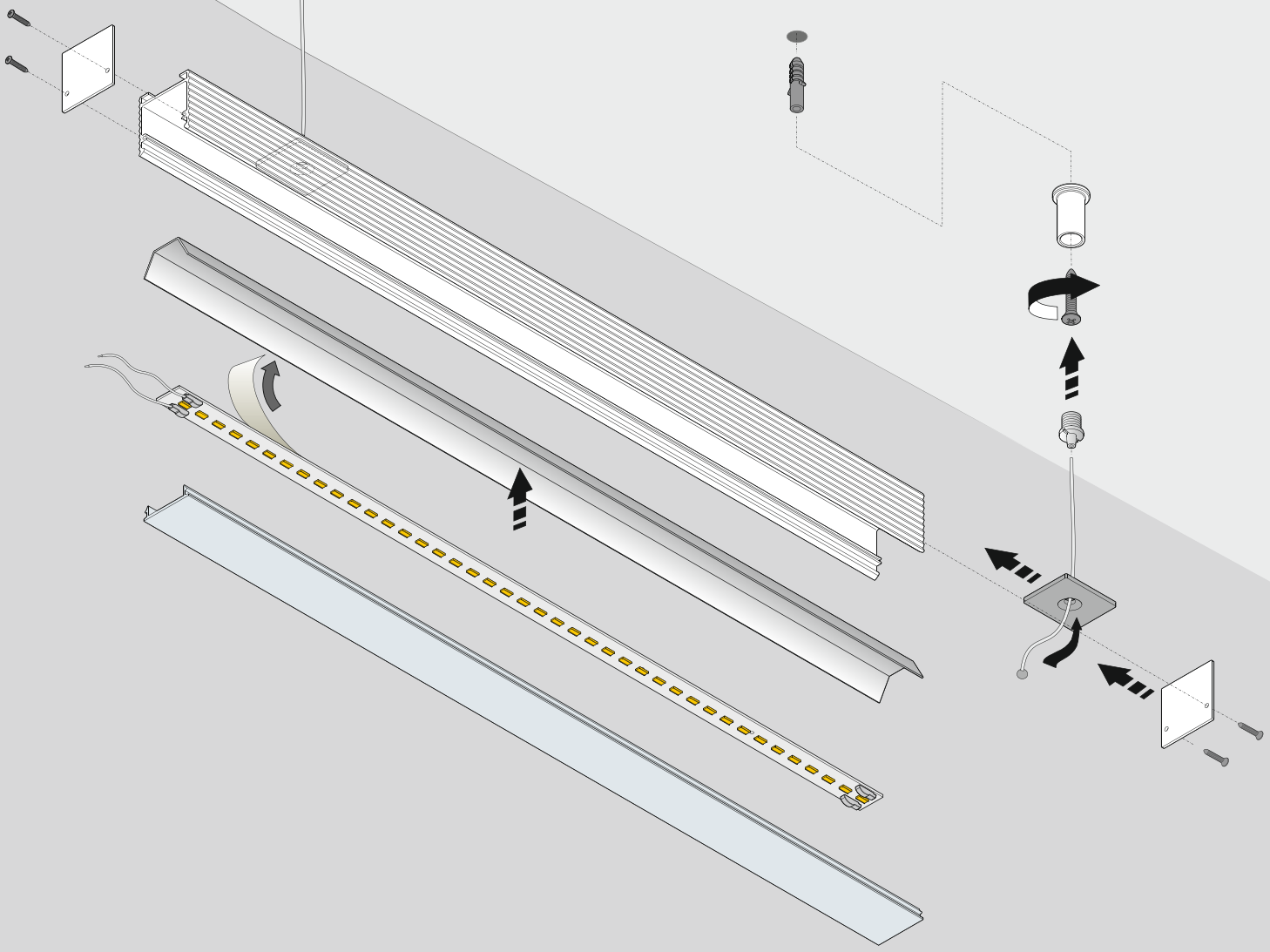
XM2033/34-U
Giunzione lineare
Linear junction

XM2033/34-ANG
Giunzione 90° parete-soffitto
90° Wall to ceiling junction

XM2034-U90
Giunzione 90° parete-parete / soffitto-soffitto trim
90° Wall to wall / ceiling to ceiling junction trim

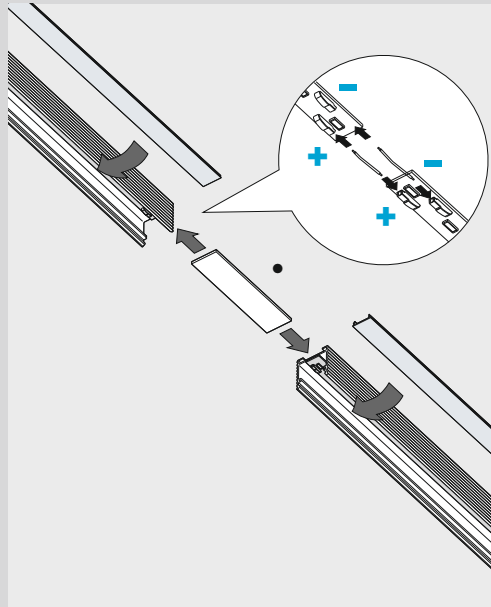


Brooklyn Out XP2033



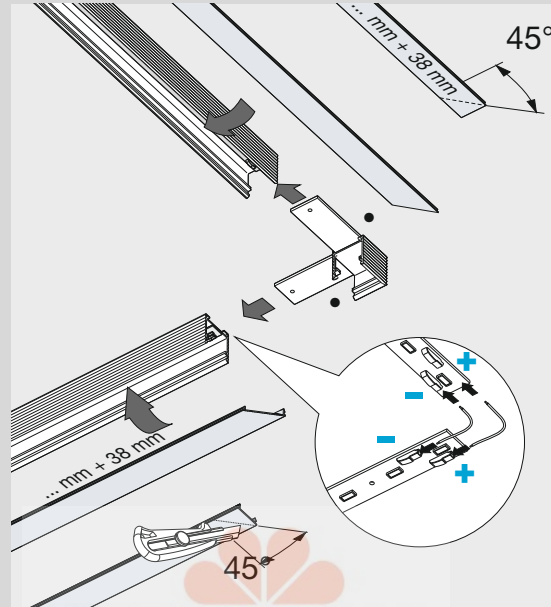
XM2033/34-U Giunzione lineare Linear junction

• XM2033-A



XM2033-U90 XP Giunzione 90° parete-parete / soffitto-soffitto 90° Wall to wall / ceiling to ceiling junction

• XM2033-A



Attenzione. Rispettare la polarità.
Collegamento in parallelo.
Attention. Observe the polarity.
Install in parallel.
Achtung! Pole beachten.
Parallelschaltung.
Cuidado. Respetar la polaridad.
Conexión en paralelo
Attention. Respecter la polarité.
Connexion en parallèle.
Внимание. Соблюдать полярность.
Параллельное соединение.





Tribeca_

XG2047

Made in Italy



CE IP40

(XG2047-TRACK+XM1ROW HD/5MT
+XM2047-T)

Profilo con bordo (trim) in alluminio estruso sezionabile, mm 2000 completo di diffusore in policarbonato, da incasso per applicazioni in verticale o orizzontale.

Cutable profile with border (trim) in extruded aluminium mm 2000 complete of polycarbonate diffuser, recessed for vertical or horizontal use.

Teilbares Profil mit Kante (trim) aus extrudiertem Aluminium 2000 mm mit Polycarbonat-Lichtverteiler, zum Einbau, für senkrechte oder waagrechte Anwendungen.

Perfil seccionable con orilla (trim) en aluminio extruido mm 2000 completo de difusor de policarbonato, empotrado para aplicaciones en vertical u horizontal.

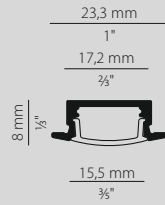
Profil sectionnable avec bord (trim) en aluminium extrudé mm 2000 complet de diffuseur en polycarbonate, encastré pour des applications en vertical ou en horizontal.

Профиль с наружным бортиком (trim) из экструдированного алюминия, нарезной, с рассеивателем из поликарбоната.





XG2047TRACK



Electric options	page 462
Dimming	466-467
Technical information	470
Wiring diagram 2	470

Tribeca_



	CODICE / CODE	L MM	L INCHES	H MM	H INCHES
TRIM PROFILE	XG2047TRACK	2000	78 2/5"	2000 x 17	78 2/5" x 2/3"

XM2047-T

Coppia di elementi terminali trim / Pair of end segments trim
 Paar Abschlusselemente trim / Pareja de elementos terminales trim
 Paire d'éléments terminaux trim / Пара терминальных заглушек trim



XM1ROW HD/5MT

STRIP ROLL 1 ROW 5 MT 3000K 24V

42mm

5 x 168 led/mt - 5 x 17 W/mt

5 x 1590 lm/mt Ra 80



LED 1590 lm/mt

Per alimentatori vedi pagina 466 electric options
 For power supplies see on page 466 electric options

Fotometrie e Classi Energetiche disponibili www.panzeri.it
 Photometric data and Energy Label available at www.panzeri.it

Broadway_

XP2048

Made in Italy



CE IP40 
(XP2048-TRACK+XM1ROW HD/5MT
+XM2048-T)

Profilo da parete/soffitto, sezionabile
in alluminio estruso mm 2000 completo di
diffusore in policarbonato.

Wall/ceiling cuttable profile in extruded
aluminium supplied with polycarbonate
diffuser.


Wand-Decke teilbares Profil aus
extrudiertem Aluminium. Polycarbonat-
Lichtverteiler im Lieferumfang.

Pared / techo perfil seccionable en
aluminio extruido. En dotación, un difusor
en policarbonato.

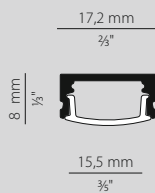
Profil à mur / plafond en aluminium
extrudé. Livré avec diffuseur en
polycarbonate.

Настенно-потолочный нарезной профиль из
экструдированного алюминия. Поставляется
с рассеивателем из поликарбоната.



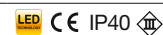


XP2048TRACK



Electric options	page 462
Dimming	466-467
Technical information	470
Wiring diagram 2	470

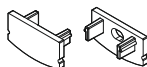
Broadway_



	CODICE / CODE	L MM	L INCHES
PROFILE	XP2048 TRACK	2000	78 4/5"

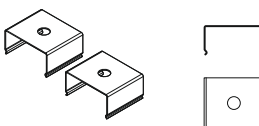
XM2048-T

Coppia di elementi terminali / Pair of end segments
 Paar Abschlusselemente / Pareja de elementos terminales
 Paire d'éléments terminaux / Пара терминальных заглушек



XM2048-C

Coppia clip di fissaggio / Pair fixing clip
 Paar Befestigung clip / Pareja clip de ensamble
 Paire clip de fixation / Крепежный зажим



XM1ROW HD/5MT

STRIP ROLL 1 ROW 5 MT 3000K 24V

42mm

5 x 168 led/mt - 5 x 17 W/mt

5 x 1590 lm/mt Ra 80



LED 1590 lm/mt

Per alimentatori vedi pagina 466 electric options
 For power supplies see on page 466 electric options

Fotometrie e Classi Energetiche disponibili www.panzeri.it
 Photometric data and Energy Label available at www.panzeri.it

Nolita_

XG2038 / XP2038

Made in Italy



CE IP40-IP20

(XG2038-.../ ECO+XM2038-T)
(XP2038-.../ ECO+XM2038-T1)

Sistema modulare LED, in alluminio estruso verniciato bianco disponibile in varie misure, da incasso a scomparsa totale (trimless), o con bordo (trim) oppure da parete/soffitto o a sospensione per applicazioni in verticale o orizzontale per cartongesso/ laterizio. Per una corretta e facile installazione nel cartongesso sono disponibili farfalle micro regolabili opzionali. Per versioni trimless in dotazione doppi schermi: il primo monouso per rasatura, stuccatura e verniciatura, il secondo definitivo in policarbonato o microprismatico. Completo di driver e LED con flussi luminosi superiori ad una lampadina fluorescente HO T5. Su richiesta le versioni con emergenza integrata. Predisporre, se necessari, eventuali appendimenti.

Modular LED system, painted white, in extruded aluminum available in various sizes, trimless, for vertical or horizontal installation in drywall / brick. For a correct and easy installation in false ceiling adjustable micro wing nuts are available (optional). Trim version or wall/ ceiling or suspension are also available. Trimless versions include two screens: the first disposable for shaving, plastering and painting, the second definitive in polycarbonate or microprismatic. Complete with drivers and LED with luminous flux of more than a T5 HO fluorescent bulb. On request version with integrated emergency. Prepare any suspensions, if necessary.

LED-Baukastensystem aus stranggepresstem, weiß-lackiertem Aluminium. Das System ist in verschiedenen Längen erhältlich und eignet sich jeweils für einen senkrechten oder waagrechten Komplettbau. Rahmenlos oder mit Rahmen, für Gipskarton- und Ziegelwände. Optional für eine fachgerechte und einfache Installation sind Mikroschmetterlingsfedern aus Metall erhältlich, einfach zu fixieren und regulierbar. Für den Komplettbau (rahmenlos) stehen zwei Abdeckungen zur Verfügung: Einwegabdeckung zum Abschleifen, Spachteln und Übermalen und die zweite verbleibende Polycarbonat- oder mikroprismatische Abdeckung.

Sistema modular LED, en aluminio extruido barnizado blanco, disponible en diferentes medidas, tanto empotrado como completamente abatible (trimless), para aplicaciones en vertical u horizontal para cartón piedra/ladrillo. Para una correcta y fácil instalación en cartón piedra están disponibles unas mariposas micro regulables opcionales. Pantallas doble: la primera es dechable para raedura, en masilladura y pintura; la segunda en cambio es definitiva en policarbonato o microprismatic. Completo de driver y LED con flujos luminosos superiores a una bombilla fluorescente HO T5. A petición, las versiones con emergencia integrada. Predisponer, si necesarias, eventuales colgamientos.

Système modulaire LED, en aluminium extrudé peint en blanc disponible en différentes dimensions, encastré retractable totalement (trimless), pour des applications en verticale ou horizontale pour plaques de plâtre / brique. Pour une installation correcte et facile en plaques de plâtre sont disponibles des papillons micro réglables en option. Écrans doubles: le premier jetable pour rasable plâtrerie et peinture le deuxième définitif en polycarbonate ou microprismatic. Complet de driver et LED avec des flux lumineux supérieurs qu'une ampoule fluorescente HO T5. Sur demande les versions avec urgence intégrée. Préparer, si nécessaire, éventuels accrochages.


Модульная LED система, окрашена в белый цвет, из экструдированного алюминия, доступны в различных размерах, без рамки, для вертикальной и горизонтальной установки в стену из гипсокартона / кирпича. Для правильной и легкой установки в подвесной потолок опционально доступны крепежи с микро регулировкой. версия с рамкой, настенно-потолочная и подвесная версия также доступны. Версия без рамки включают в себя два экрана: первый монтажный для штукатурных и малярных работ, второй основной из поликарбоната или микропризматический. Блоки питания и LED со световым потоком выше чем у люминесцентных ламп T5 включены в комплект. По запросу доступна версия с аварийным питанием. При необходимости подготовьте подвесы для поддержания системы.



Nolita_
Nolita Eco_



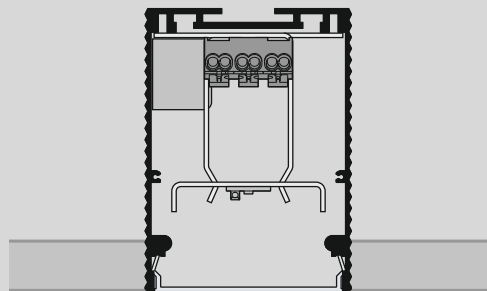
Nolita trim_
Nolita trim Eco_



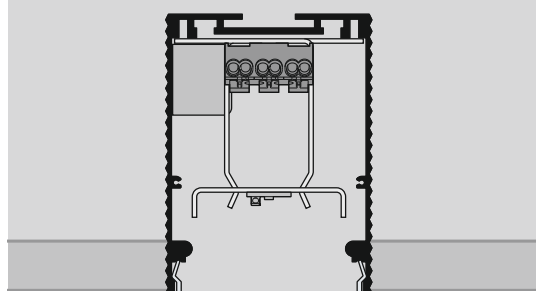
Nolita out_
Nolita out Eco_



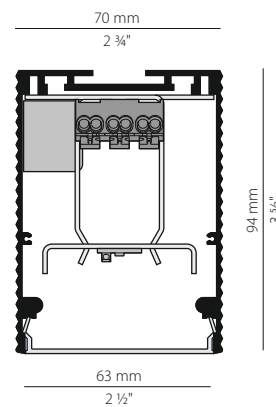
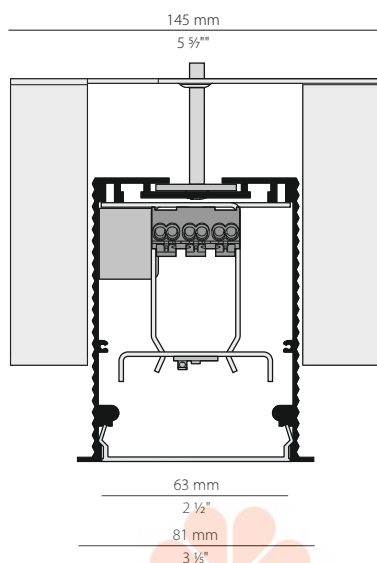
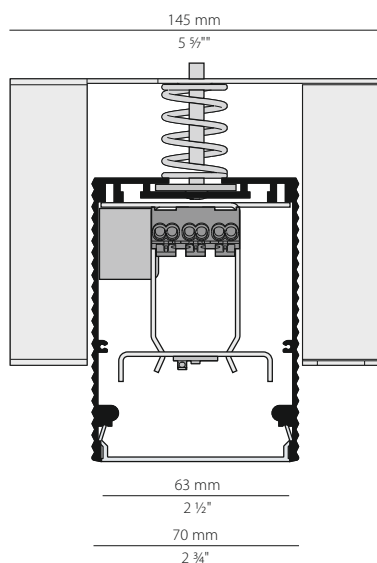
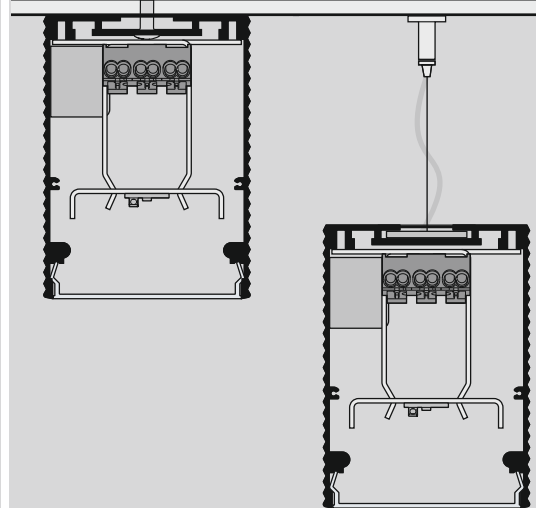
XG2038
TRIMLESS PROFILE



XG2039
TRIM PROFILE



XP2038
CEILING / SUSPENSION



Nolita_

TRIMLESS PROFILE	CODICE / CODE	L MM	L INCHES	MM	INCHES	NR. ADVISED	LED
No Led no driver + disposable screen	<input type="checkbox"/> XG2038-60 TRACK	591	23 3/4"	596 x 75	23 1/2 x 3"	2	
	XG2038-60 TRACK JOLLY	591	23 3/4"	596 x 75	23 1/2 x 3"		100 mm
Led + driver + schermo monouso Led + driver + disposable screen	XG2038-60 ECO	591	23 3/4"	596 x 75	23 1/2 x 3"	2	Potenza assorbita apparecchio / Luminaire power consumption 16W Flusso luminoso apparecchio / Luminaire luminous flux 864 lm OPAL / 1018 lm PR 3000K Ra 80 220-240V
	XG2038-60 ECO DALI	591	23 3/4"	596 x 75	23 1/2 x 3"	2	Potenza assorbita apparecchio / Luminaire power consumption 16W Flusso luminoso apparecchio / Luminaire luminous flux 864 lm OPAL / 1018 lm PR 3000K Ra 80 220-240V DALI/PUSH DIM
	XG2038-60	591	23 3/4"	596 x 75	23 1/2 x 3"	2	Potenza assorbita apparecchio / Luminaire power consumption 24,5W Flusso luminoso apparecchio / Luminaire luminous flux 1416 lm OPAL / 1668 lm PR 3000K Ra 80 220-240V
	XG2038-60 DALI	591	23 3/4"	596 x 75	23 1/2 x 3"	2	Potenza assorbita apparecchio / Luminaire power consumption 24,5W Flusso luminoso apparecchio / Luminaire luminous flux 1416 lm OPAL / 1668 lm PR 3000K Ra 80 220-240V DALI/PUSH DIM
Polycarbonate diffuser	XM2038/39-60S	591 x 63	23 3/4" x 2 1/2"				
No Led no driver + disposable screen	XG2038-90 TRACK	891	35 1/8"	896 x 75	35 3/8" x 3"	2	
Led + driver + schermo monouso Led + driver + disposable screen	XG2038-90 ECO	891	35 1/8"	896 x 75	35 3/8" x 3"	2	Potenza assorbita apparecchio / Luminaire power consumption 22,5W Flusso luminoso apparecchio / Luminaire luminous flux 1297 lm OPAL / 1527 lm PR 3000K Ra 80 220-240V
	XG2038-90 ECO DALI	891	35 1/8"	896 x 75	35 3/8" x 3"	2	Potenza assorbita apparecchio / Luminaire power consumption 22,5W Flusso luminoso apparecchio / Luminaire luminous flux 1297 lm OPAL / 1527 lm PR 3000K Ra 80 220-240V DALI/PUSH DIM
	XG2038-90 ECO EM	891	35 1/8"	896 x 75	35 3/8" x 3"	2	Potenza assorbita apparecchio / Luminaire power consumption 22,5W Flusso luminoso apparecchio / Luminaire luminous flux 1297 lm OPAL / 1527 lm PR 3000K Ra 80 220-240V 1H/12H EMERGENCY
	XG2038-90	891	35 1/8"	896 x 75	35 3/8" x 3"	2	Potenza assorbita apparecchio / Luminaire power consumption 35W Flusso luminoso apparecchio / Luminaire luminous flux 2125 lm OPAL / 2502 lm PR 3000K Ra 80 220-240V
	XG2038-90 DALI	891	35 1/8"	896 x 75	35 3/8" x 3"	2	Potenza assorbita apparecchio / Luminaire power consumption 35W Flusso luminoso apparecchio / Luminaire luminous flux w 2125 lm OPAL / 2502 lm PR 3000K Ra 80 220-240V DALI/PUSH DIM
	XG2038-90 EM	891	35 1/8"	896 x 75	35 3/8" x 3"	2	Potenza assorbita apparecchio / Luminaire power consumption 35W Flusso luminoso apparecchio / Luminaire luminous flux 2125 lm OPAL / 2502 lm PR 3000K Ra 80 220-240V 1H/12H EMERGENCY
Polycarbonate diffuser	XM2038/39-90S	891 x 63	35 1/8" x 2 1/2"				
No Led no driver + disposable screen	XG2038-120 TRACK	1191	47"	1196 x 75	47 1/8" x 3"	2	
Led + driver + schermo monouso Led + driver + disposable screen	XG2038-120 ECO	1191	47"	1196 x 75	47 1/8" x 3"	2	Potenza assorbita apparecchio / Luminaire power consumption 29W Flusso luminoso apparecchio / Luminaire luminous flux 1729 lm OPAL / 2037 lm PR 3000K Ra 80 220-240V
	XG2038-120 ECO DALI	1191	47"	1196 x 75	47 1/8" x 3"	2	Potenza assorbita apparecchio / Luminaire power consumption 29W Flusso luminoso apparecchio / Luminaire luminous flux 1729 lm OPAL / 2037 lm PR 3000K Ra 80 220-240V DALI/PUSH DIM
	XG2038-120 ECO EM	1191	47"	1196 x 75	47 1/8" x 3"	2	Potenza assorbita apparecchio / Luminaire power consumption 29W Flusso luminoso apparecchio / Luminaire luminous flux 1729 lm OPAL / 2037 lm PR 3000K Ra 80 220-240V 1H/12H EMERGENCY
	XG2038-120	1191	47"	1196 x 75	47 1/8" x 3"	2	Potenza assorbita apparecchio / Luminaire power consumption 46W Flusso luminoso apparecchio / Luminaire luminous flux 2833 lm OPAL / 3336 lm PR 3000K Ra 80 220-240V
	XG2038-120 DALI	1191	47"	1196 x 75	47 1/8" x 3"	2	Potenza assorbita apparecchio / Luminaire power consumption 46W Flusso luminoso apparecchio / Luminaire luminous flux 2833 lm OPAL / 3336 lm PR 3000K Ra 80 220-240V DALI/PUSH DIM
	XG2038-120 EM	1191	47"	1196 x 75	47 1/8" x 3"	2	Potenza assorbita apparecchio / Luminaire power consumption 46W Flusso luminoso apparecchio / Luminaire luminous flux 2833 lm OPAL / 3336 lm PR 3000K Ra 80 220-240V 1H/12H EMERGENCY
Polycarbonate diffuser	XM2038/39-120S	1191 x 63	47" x 2 1/2"				

DIFFUSORI / DIFFUSER

POLICARBONATO **PR** • MICROPRISMATO bordi laterali opale (da aggiungere al codice)
POLYCARBONATE MICROPRISMATIC opal side edges (to be added to code)



Lo schermo ed il **PROFILO TRACK** possono essere tagliati dall'installatore durante il montaggio, oppure su richiesta servizio taglio
The screen and the extruded aluminium **TRACK** can be cut during installation or on request cutting service

• UGR < 19 in funzione delle condizioni di installazione
UGR < 19 depending on installation conditions

Fotometrie e Classi Energetiche disponibili www.panzeri.it
Photometric data and Energy Label available at www.panzeri.it

Nolita_

TRIMLESS PROFILE	CODICE / CODE	L MM	L INCHES	MM	INCHES	NR. ADVISED	LED
No Led no driver + disposable screen	XG2038-150 TRACK	1491	58 3/4"	1496 x 75	59" x 3"	2	
Led + driver + schermo monouso	XG2038-150 ECO	1491	58 3/4"	1496 x 75	59" x 3"	2	Potenza assorbita apparecchio / Luminaire power consumption 35,5W Flusso luminoso apparecchio / Luminaire luminous flux 2162 lm OPAL / 2546 lm PR 3000K Ra 80 220-240V
Led + driver + disposable screen	XG2038-150 ECO DALI	1491	58 3/4"	1496 x 75	59" x 3"	2	Potenza assorbita apparecchio / Luminaire power consumption 35,5W Flusso luminoso apparecchio / Luminaire luminous flux 2162 lm OPAL / 2546 lm PR 3000K Ra 80 220-240V DALI/PUSH DIM
	XG2038-150 ECO EM	1491	58 3/4"	1496 x 75	59" x 3"	2	Potenza assorbita apparecchio / Luminaire power consumption 35,5W Flusso luminoso apparecchio / Luminaire luminous flux 2162 lm OPAL / 2546 lm PR 3000K Ra 80 220-240V 1H/12H EMERGENCY
	XG2038-150	1491	58 3/4"	1496 x 75	59" x 3"	2	Potenza assorbita apparecchio / Luminaire power consumption 57W Flusso luminoso apparecchio / Luminaire luminous flux 3541 lm OPAL / 4171 lm PR 3000K Ra 80 220-240V
	XG2038-150 DALI						Potenza assorbita apparecchio / Luminaire power consumption 57W Flusso luminoso apparecchio / Luminaire luminous flux 3541 lm OPAL / 4171 lm PR 3000K Ra 80 220-240V DALI/PUSH DIM
Polycarbonate diffuser	XM2038/39-150S	1491 x 63	58 3/4" x 2 1/2"				
No Led no driver+ disposable screen	XG2038-240 TRACK	2382	93 5/8"	2387 x 75	94" x 3"	2	
Polycarbonate diffuser	XM2038/39-260S	2600 x 63	102 3/8" x 2 1/2"				
	XM2038/39-380S	3800 x 63	149 3/8" x 2 1/2"				

DIFFUSORI / DIFFUSER

POLICARBONATO **PR** • MICROPRISMATO bordi laterali opale (da aggiungere al codice)
POLYCARBONATE MICROPRISMATIC opal side edges (to be added to code)





- UGR < 19 in funzione delle condizioni di installazione
UGR < 19 depending on installation conditions

Fotometrie e Classi Energetiche disponibili www.panzeri.it
Photometric data and Energy Label available at www.panzeri.it








Nolita Trim

TRIM PROFILE	CODICE / CODE	L MM	L INCHES	MM	INCHES	NR. ADVISED	LED
No Led no driver	 XG2039-60 TRACK	591	23 3/8"	596 x 75	23 1/2 x 3"	2	
	XG2039-60 TRACK JOLLY	591	23 3/8"	596 x 75	23 1/2 x 3"	2	 100 mm
Led + driver	XG2039-60 ECO	591	23 3/8"	596 x 75	23 1/2 x 3"	2	Potenza assorbita apparecchio / Luminaire power consumption 16W Flusso luminoso apparecchio / Luminaire luminous flux 864 lm OPAL / 1018 lm PR 3000K Ra 80 220-240V
	XG2039-60 ECO DALI	591	23 3/8"	596 x 75	23 1/2 x 3"	2	Potenza assorbita apparecchio / Luminaire power consumption 16W Flusso luminoso apparecchio / Luminaire luminous flux 864 lm OPAL / 1018 lm PR 3000K Ra 80 220-240V DALI/PUSH DIM
	XG2039-60	591	23 3/8"	596 x 75	23 1/2 x 3"	2	Potenza assorbita apparecchio / Luminaire power consumption 24,5W Flusso luminoso apparecchio / Luminaire luminous flux 1416 lm OPAL /1668 lm PR 3000K Ra 80 220-240V
	XG2039-60 DALI	591	23 3/8"	596 x 75	23 1/2 x 3"	2	Potenza assorbita apparecchio / Luminaire power consumption 24,5W Flusso luminoso apparecchio / Luminaire luminous flux 1416 lm OPAL /1668 lm PR 3000K Ra 80 220-240V DALI/PUSH DIM
Polycarbonate diffuser	XM2038/39-60S	591 x 63	23 3/8" x 2 1/2"				
No Led no driver	XG2039-90 TRACK	891	35 1/8"	896 x 75	35 3/8" x 3"	2	
Led + driver	XG2039-90 ECO	891	35 1/8"	896 x 75	35 3/8" x 3"	2	Potenza assorbita apparecchio / Luminaire power consumption 22,5W Flusso luminoso apparecchio / Luminaire luminous flux 1297 lm OPAL /1527 lm PR 3000K Ra 80 220-240V
	XG2039-90 ECO DALI	891	35 1/8"	896 x 75	35 3/8" x 3"	2	Potenza assorbita apparecchio / Luminaire power consumption 22,5W Flusso luminoso apparecchio / Luminaire luminous flux 1297 lm OPAL /1527 lm PR 3000K Ra 80 220-240V DALI/PUSH DIM
	XG2039-90 ECO EM	891	35 1/8"	896 x 75	35 3/8" x 3"	2	Potenza assorbita apparecchio / Luminaire power consumption 22,5W Flusso luminoso apparecchio / Luminaire luminous flux 1297 lm OPAL /1527 lm PR 3000K Ra 80 220-240V 1H/12H EMERGENCY
	XG2039-90	891	35 1/8"	896 x 75	35 3/8" x 3"	2	Potenza assorbita apparecchio / Luminaire power consumption 35W Flusso luminoso apparecchio / Luminaire luminous flux 2125 lm OPAL /2502 lm PR 3000K Ra 80 220-240V
	XG2039-90 DALI	891	35 1/8"	896 x 75	35 3/8" x 3"	2	Potenza assorbita apparecchio / Luminaire power consumption 35W Flusso luminoso apparecchio / Luminaire luminous flux 2125 lm OPAL /2502 lm PR 3000K Ra 80 220-240V DALI/PUSH DIM
	XG2039-90 EM	891	35 1/8"	896 x 75	35 3/8" x 3"	2	Potenza assorbita apparecchio / Luminaire power consumption 35W Flusso luminoso apparecchio / Luminaire luminous flux 2125 lm OPAL /2502 lm PR 3000K Ra 80 220-240V 1H/12H EMERGENCY
Polycarbonate diffuser	XM2038/39-90S	891 x 63	35 1/8" x 2 1/2"				
No Led no driver	XG2039-120 TRACK	1191	47"	1196 x 75	47 1/8" x 3"	2	
Led + driver	XG2039-120 ECO	1191	47"	1196 x 75	47 1/8" x 3"	2	Potenza assorbita apparecchio / Luminaire power consumption 29W Flusso luminoso apparecchio / Luminaire luminous flux 1729 lm OPAL / 2037 lm PR 3000K Ra 80 220-240V
	XG2039-120 ECO DALI	1191	47"	1196 x 75	47 1/8" x 3"	2	Potenza assorbita apparecchio / Luminaire power consumption 29W Flusso luminoso apparecchio / Luminaire luminous flux 1729 lm OPAL /2037 lm PR 3000K Ra 80 220-240V DALI/PUSH DIM
	XG2039-120 ECO EM	1191	47"	1196 x 75	47 1/8" x 3"	2	Potenza assorbita apparecchio / Luminaire power consumption 29W Flusso luminoso apparecchio / Luminaire luminous flux 1729 lm OPAL /2037 lm PR 3000K Ra 80 220-240V 1H/12H EMERGENCY
	XG2039-120	1191	47"	1196 x 75	47 1/8" x 3"	2	Potenza assorbita apparecchio / Luminaire power consumption 46W Flusso luminoso apparecchio / Luminaire luminous flux 2833 lm OPAL /3336 lm PR 3000K Ra 80 220-240V
	XG2039-120 DALI	1191	47"	1196 x 75	47 1/8" x 3"	2	Potenza assorbita apparecchio / Luminaire power consumption 46W Flusso luminoso apparecchio / Luminaire luminous flux 2833 lm OPAL / 3336 lm PR 3000K Ra 80 220-240V DALI/PUSH DIM
	XG2039-120 EM	1191	47"	1196 x 75	47 1/8" x 3"	2	Potenza assorbita apparecchio / Luminaire power consumption 46W Flusso luminoso apparecchio / Luminaire luminous flux 2833 lm OPAL /3336 lm PR 3000K Ra 80 220-240V 1H/12H EMERGENCY
Polycarbonate diffuser	XM2038/39-120S	1191 x 63	47" x 2 1/2"				
No Led no driver	XG2039-150 TRACK	1491	58 3/4"	1496 x 75	59" x 3"	2	
Led + driver	XG2039-150 ECO	1491	58 3/4"	1496 x 75	59" x 3"	2	Potenza assorbita apparecchio / Luminaire power consumption 35,5W Flusso luminoso apparecchio / Luminaire luminous flux 2162 lm OPAL /2546 lm PR 3000K Ra 80 220-240V
	XG2039-150 ECO DALI	1491	58 3/4"	1496 x 75	59" x 3"	2	Potenza assorbita apparecchio / Luminaire power consumption 35,5W Flusso luminoso apparecchio / Luminaire luminous flux 2162 lm OPAL /2546 lm PR 3000K Ra 80 220-240V DALI/PUSH DIM

• UGR < 19 in funzione delle condizioni di installazione
UGR < 19 depending on installation conditions

Fotometrie e Classi Energetiche disponibili www.panzeri.it
Photometric data and Energy Label available at www.panzeri.it

Nolita Trim

TRIM PROFILE	CODICE / CODE	L MM	L INCHES	MM	INCHES	NR. ADVISED	LED
							LED CE IP40 IP20 IK08 GW850
	XG2039-150 ECO EM	1491	58 3/4"	1496 x 75	59" x 3"	2	Potenza assorbita apparecchio / Luminaire power consumption 35,5W Flusso luminoso apparecchio / Luminaire luminous flux 2162 lm OPAL / 2546 lm PR 3000K Ra 80 220-240V 1H/12H EMERGENCY
	XG2039-150	1491	58 3/4"	1496 x 75	59" x 3"	2	Potenza assorbita apparecchio / Luminaire power consumption 57W Flusso luminoso apparecchio / Luminaire luminous flux 3541 lm OPAL / 4171 lm PR 3000K Ra 80 220-240V
	XG2039-150 DALI						Potenza assorbita apparecchio / Luminaire power consumption 57W Flusso luminoso apparecchio / Luminaire luminous flux 3541 lm OPAL / 4171 lm PR 3000K Ra 80 220-240V DALI/PUSH DIM
Polycarbonate diffuser	XM2038/39-150S	1491 x 63	58 3/4" x 2 1/2"				
No Led no driver	XG2039-240 TRACK	2382	93 5/8"	2387 x 75	94" x 3"	2	
Polycarbonate diffuser	XM2038/39-260S	2600 x 63	102 3/8" x 2 1/2"				
	XM2038/39-380S	3800 x 63	149 5/8" x 2 1/2"				

DIFFUSORI / DIFFUSER

POLICARBONATO **PR** • MICROPRISMATO bordi laterali opale (da aggiungere al codice)
POLYCARBONATE MICROPRISMATIC opal side edges (to be added to code)



Lo schermo ed il **PROFILO TRACK** possono essere tagliati dall'installatore durante il montaggio, oppure su richiesta servizio taglio
The screen and the extruded aluminium **TRACK** can be cut during installation or on request cutting service



Assolombarda Monza, Italia

• UGR < 19 in funzione delle condizioni di installazione
UGR < 19 depending on installation conditions

Fotometrie e Classi Energetiche disponibili www.panzeri.it
Photometric data and Energy Label available at www.panzeri.it

Nolita Out

LED CE IP40 IP20 IK08 850°

PROFILE	CODICE / CODE	L MM	L INCHES	LED
Led + driver	XP2038-60 ECO	591	23 3/4"	Potenza assorbita apparecchio / Luminaire power consumption 16W Flusso luminoso apparecchio / Luminaire luminous flux 864 lm OPAL / 1018 lm PR 3000K Ra 80 220-240V
	XP2038-60 ECO DALI	591	23 3/4"	Potenza assorbita apparecchio / Luminaire power consumption 16W Flusso luminoso apparecchio / Luminaire luminous flux 864 lm OPAL / 1018 lm PR 3000K Ra 80 220-240V DALI/PUSH DIM
	XP2038-60	591	23 3/4"	Potenza assorbita apparecchio / Luminaire power consumption 24,5W Flusso luminoso apparecchio / Luminaire luminous flux 1416 lm OPAL / 1668 lm PR 3000K Ra 80 220-240V
	XP2038-60 DALI	591	23 3/4"	Potenza assorbita apparecchio / Luminaire power consumption 24,5W Flusso luminoso apparecchio / Luminaire luminous flux 1416 lm OPAL / 1668 lm PR 3000K Ra 80 220-240V DALI/PUSH DIM
Polycarbonate diffuser	XM2038/39-60S	591 x 63	23 3/4" x 2 1/2"	
Led + driver	XP2038-90 ECO	891	35 1/8"	Potenza assorbita apparecchio / Luminaire power consumption 22,5W Flusso luminoso apparecchio / Luminaire luminous flux 1297 lm OPAL / 1527 lm PR 3000K Ra 80 220-240V
	XP2038-90 ECO DALI	891	35 1/8"	Potenza assorbita apparecchio / Luminaire power consumption 22,5W Flusso luminoso apparecchio / Luminaire luminous flux 1297 lm OPAL / 1527 lm PR 3000K Ra 80 220-240V DALI/PUSH DIM
	XP2038-90	891	35 1/8"	Potenza assorbita apparecchio / Luminaire power consumption 35W Flusso luminoso apparecchio / Luminaire luminous flux 2125 lm OPAL / 2502 lm PR 3000K Ra 80 220-240V
	XP2038-90 DALI	891	35 1/8"	Potenza assorbita apparecchio / Luminaire power consumption 35W Flusso luminoso apparecchio / Luminaire luminous flux 2125 lm OPAL / 2502 lm PR 3000K Ra 80 220-240V DALI/PUSH DIM
Polycarbonate diffuser	XM2038/39-90S	891 x 63	35 1/8" x 2 1/2"	
Led + driver	XP2038-120 ECO	1191	47"	Potenza assorbita apparecchio / Luminaire power consumption 29W Flusso luminoso apparecchio / Luminaire luminous flux 1729 lm OPAL / 2037 lm PR 3000K Ra 80 220-240V
	XP2038-120 ECO DALI	1191	47"	Potenza assorbita apparecchio / Luminaire power consumption 29W Flusso luminoso apparecchio / Luminaire luminous flux 1729 lm OPAL / 2037 lm PR 3000K Ra 80 220-240V DALI/PUSH DIM
	XP2038-120	1191	47"	Potenza assorbita apparecchio / Luminaire power consumption 46W Flusso luminoso apparecchio / Luminaire luminous flux 2833 lm OPAL / 3336 lm PR 3000K Ra 80 220-240V
	XP2038-120 DALI	1191	47"	Potenza assorbita apparecchio / Luminaire power consumption 46W Flusso luminoso apparecchio / Luminaire luminous flux 2833 lm OPAL / 3336 lm PR 3000K Ra 80 220-240V DALI/PUSH DIM
Polycarbonate diffuser	XM2038/39-120S	1191 x 63	47" x 2 1/2"	
Led + driver	XP2038-150 ECO	1491	58 3/4"	Potenza assorbita apparecchio / Luminaire power consumption 35,5W Flusso luminoso apparecchio / Luminaire luminous flux 2162 lm OPAL / 2546 lm PR 3000K Ra 80 220-240V
	XP2038-150 ECO DALI	1491	58 3/4"	Potenza assorbita apparecchio / Luminaire power consumption 35,5W Flusso luminoso apparecchio / Luminaire luminous flux 2162 lm OPAL / 2546 lm PR 3000K Ra 80 220-240V DALI/PUSH DIM
	XP2038-150	1491	58 3/4"	Potenza assorbita apparecchio / Luminaire power consumption 57W Flusso luminoso apparecchio / Luminaire luminous flux 3541 lm OPAL / 4171 lm PR 3000K Ra 80 220-240V
	XP2038-150 DALI	1491	58 3/4"	Potenza assorbita apparecchio / Luminaire power consumption 57W Flusso luminoso apparecchio / Luminaire luminous flux 3541 lm OPAL / 4171 lm PR 3000K Ra 80 220-240V DALI/PUSH DIM
Polycarbonate diffuser	XM2038/39-150S	1491 x 63	58 3/4" x 2 1/2"	
	XM2038/39-260S	2600 x 63	102 3/8" x 2 1/2"	
	XM2038/39-380S	3800 x 63	149 3/8" x 2 1/2"	


DIFFUSORI / DIFFUSER

POLICARBONATO **PR** • MICROPRISMATO bordi la terali opale (da aggiungere al codice)
POLYCARBONATE MICROPRISMATIC opal side edges (to be added to code)



• UGR < 19 in funzione delle condizioni di installazione
UGR < 19 depending on installation conditions

Fotometrie e Classi Energetiche disponibili www.panzeri.it
Photometric data and Energy Label available at www.panzeri.it



Maxisport - Sesto S. G. Milano, Italia

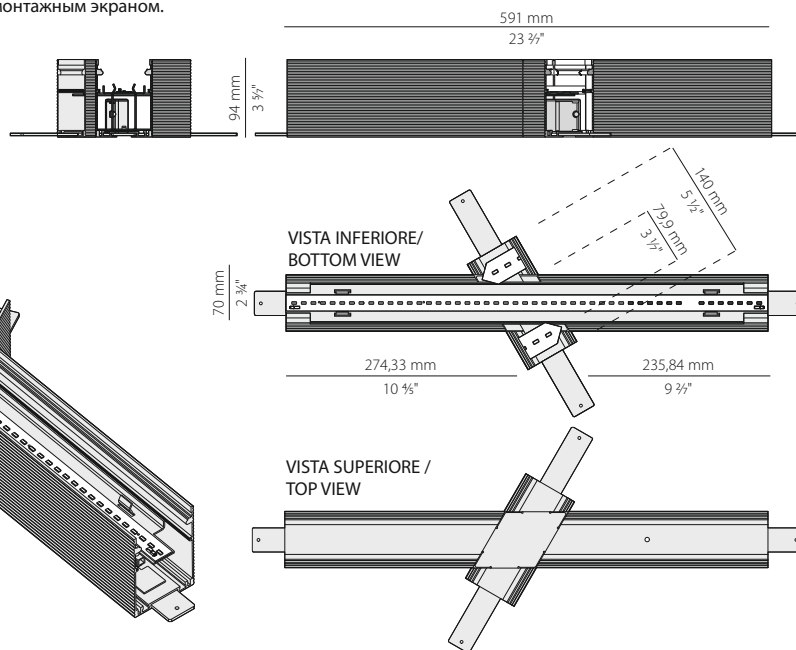
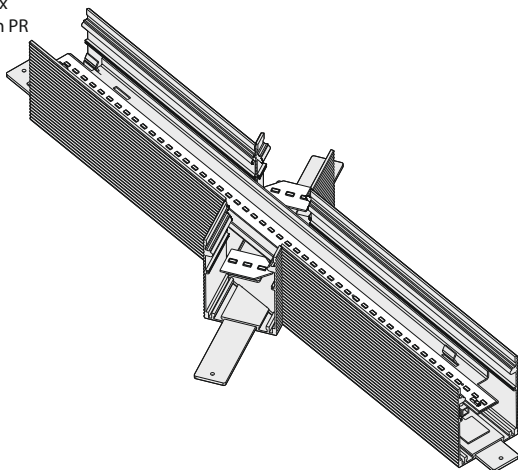
XG2038-ANG 60/120 ECO

Potenza assorbita apparecchio/
Luminaire power consumption 16W
Flusso luminoso apparecchio/
Luminaire luminous flux
864 lm OPAL / 1018 lm PR
3000K Ra 80 220-240V

Profilo trimless in alluminio estruso angolo 60/120 verniciato bianco completa di LED e driver + schermo monouso.
60/120 Corner trimless profile in extruded aluminium painted white with LED and driver + disposable screen
Profil Trimless aus extrudiertem Aluminium, 60/120 - Winkel weiß lackiert, mit LED und Treiber + Einwegabschirmung
Perfil trimless en aluminio extruido barnizado blanco ángulo 60/120 con LED y Driver + pantalla desechable
Profil trimless en aluminium extrudé blanc angle 60/120 avec LED et driver + écran jetable
Профиль trimless из экструдированного алюминия окрашенного в белый цвет с углом 60/120, укомплектован светодиодом, драйвером и монтажным экраном.

XG2038-ANG 60/120

Potenza assorbita apparecchio/
Luminaire power consumption 24,5W
Flusso luminoso apparecchio/
Luminaire luminous flux
1416 lm OPAL / 1668 lm PR
3000K Ra 80 220-240V



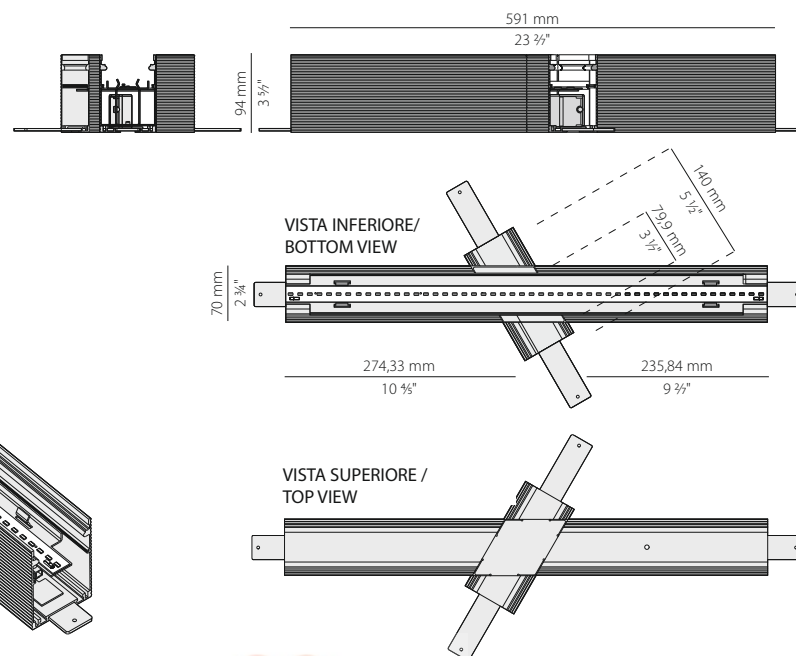
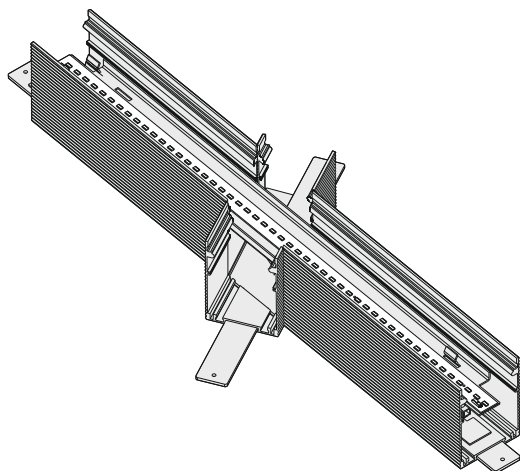
XG2038-ANG 60/120 ECO DALI

Potenza assorbita apparecchio/
Luminaire power consumption 16W
Flusso luminoso apparecchio/
Luminaire luminous flux
864 lm OPAL / 1018 lm PR
3000K Ra 80 220-240V DALI/PUSH DIM

Profilo trimless in alluminio estruso angolo 60/120 verniciato bianco completa di LED e driver dimmable DALI/Push dim + schermo monouso.
60/120 Corner trimless profile in extruded aluminium painted white with LED and driver dimmable DALI/Push dim + disposable screen
Profil Trimless aus extrudiertem Aluminium, 60/120 - Winkel weiß lackiert, mit LED und Treiber dimmable DALI/Push dim + Einwegabschirmung
Perfil trimless en aluminio extruido barnizado blanco ángulo 60/120 con LED y Driver dimmable DALI/Push dim + pantalla desechable
Profil trimless en aluminium extrudé blanc angle 60/120 avec LED et driver dimmable DALI/Push dim + écran jetable
Профиль без рамки из экструдированного алюминия, окрашенного в белый цвет с углом 60/120, укомплектован LED, диммируемым драйвером (подходит для push dim и DALI) и монтажным экраном.

XG2038-ANG 60/120 DALI

Potenza assorbita apparecchio/
Luminaire power consumption 24,5W
Flusso luminoso apparecchio/
Luminaire luminous flux
1416 lm OPAL / 1668 lm PR
3000K Ra 80 220-240V DALI/PUSH DIM



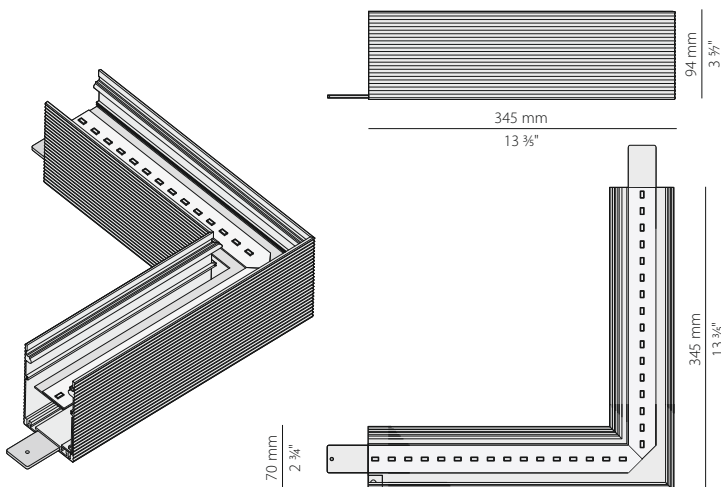
- UGR < 19 in funzione delle condizioni di installazione
UGR < 19 depending on installation conditions

Fotometrie e Classi Energetiche disponibili www.panzeri.it
Photometric data and Energy Label available at www.panzeri.it

XG2038-U90-300 ECO DALI

Giunzione piana 90° - 345 mm con LED e driver dimmable
DALI/Push dim trimless
Level junction 90° - 345 mm with LED and driver dimmable
DALI/Push dim trimless
Flache 90° - 345 mm Verbindung mit LED und Treiber dimmable
DALI/Push dim trimless
Enlace llano de 90° - 345 mm con LED y driver dimmable
DALI/Push dim trimless
Junction plate 90° - 345 mm avec LED et driver dimmable
DALI/Push dim trimless
Соединение для угла 90° без рамки, укомплектовано LED и диммируемым драйвером (подходит для push dim и DALI)

Potenza assorbita apparecchio/ Luminaire power consumption 16W
Flusso luminoso apparecchio/Luminaire luminous flux
864 lm OPAL / 1018 lm PR
3000K Ra 80 220-240V DALI/PUSH DIM



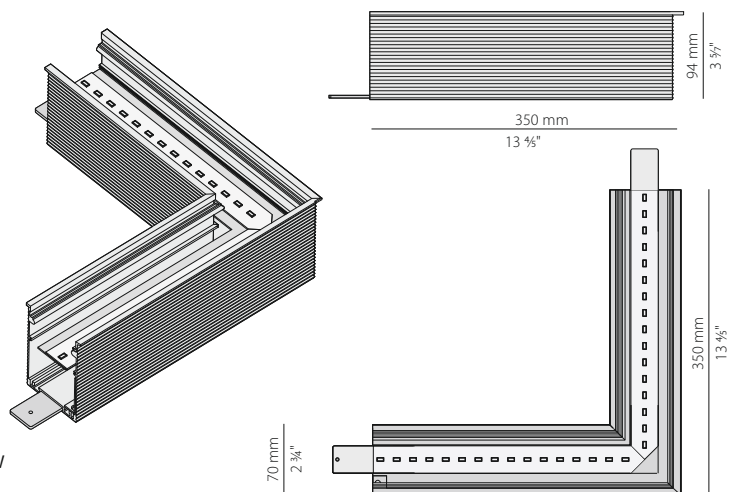
XG2038-U90-300 DALI

Potenza assorbita apparecchio / Luminaire power consumption 24,5W
Flusso luminoso apparecchio/Luminaire luminous flux
1416 lm OPAL / 1668 lm PR
3000K Ra 80 220-240V DALI/PUSH DIM

XG2039-U90-300 ECO DALI

Giunzione piana 90° - 350 mm con LED e driver dimmable
DALI/Push dim trim
Level junction 90° - 350 mm with LED and driver dimmable
DALI/Push dim trim
Flache 90° - 350 mm Verbindung mit LED und Treiber dimmable
DALI/Push dim trim
Enlace llano de 90° - 350 mm con LED y driver dimmable
DALI/Push dim trim
Junction plate 90° - 350 mm avec LED et driver dimmable
DALI/Push dim trim
Соединение для угла 90° без рамки, укомплектовано LED и диммируемым драйвером (подходит для push dim и DALI)

Potenza assorbita apparecchio/ Luminaire power consumption 16W
Flusso luminoso apparecchio/Luminaire luminous flux
864 lm OPAL / 1018 lm PR
3000K Ra 80 220-240V DALI/PUSH DIM



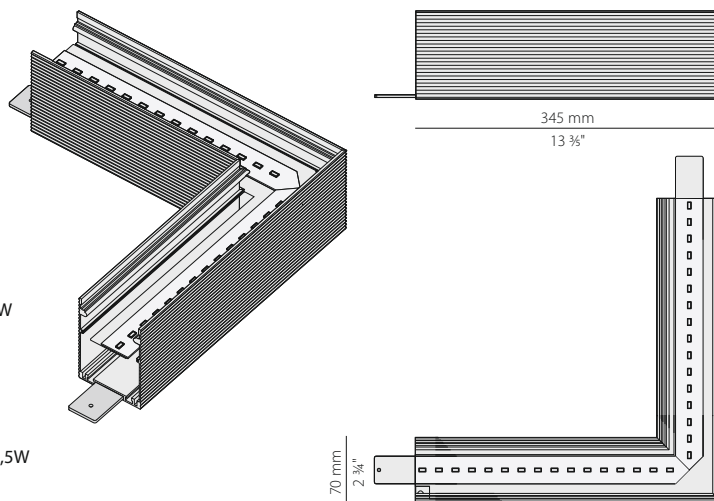
XG2039-U90-300 DALI

Potenza assorbita apparecchio / Luminaire power consumption 24,5W
Flusso luminoso apparecchio/Luminaire luminous flux
1416 lm OPAL / 1668 lm PR
3000K Ra 80 220-240V DALI/PUSH DIM

XG2038-U90-300 XP ECO DALI

Giunzione piana 90° - 345 mm con LED e driver dimmable
DALI/Push dim trimless
Level junction 90° - 345 mm with LED and driver dimmable
DALI/Push dim trimless
Flache 90° - 345 mm Verbindung mit LED und Treiber dimmable
DALI/Push dim trimless
Enlace llano de 90° - 345 mm con LED y driver dimmable
DALI/Push dim trimless
Junction plate 90° - 345 mm avec LED et driver dimmable
DALI/Push dim trimless
Соединение для угла 90° без рамки, укомплектовано LED и диммируемым драйвером (подходит для push dim и DALI)

Potenza assorbita apparecchio/ Luminaire power consumption 16W
Flusso luminoso apparecchio/Luminaire luminous flux
864 lm OPAL / 1018 lm PR
3000K Ra 80 220-240V DALI/PUSH DIM



XG2038-U90-300 XP DALI

Potenza assorbita apparecchio / Luminaire power consumption 24,5W
Flusso luminoso apparecchio/Luminaire luminous flux
1416 lm OPAL / 1668 lm PR
3000K Ra 80 220-240V DALI/PUSH DIM

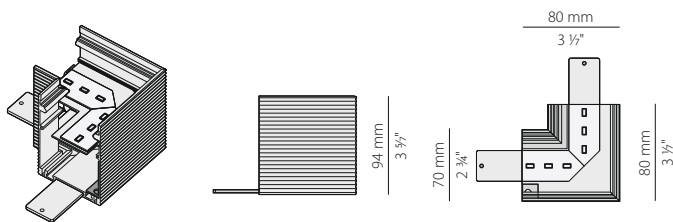
• UGR < 19 in funzione delle condizioni di installazione
UGR < 19 depending on installation conditions

Fotometrie e Classi Energetiche disponibili www.panzeri.it
Photometric data and Energy Label available at www.panzeri.it

XG2038-U90 (Non dimmerabile / No dimmable)

Giunzione piana 90° con LED e driver trimless
 Level junction 90° with LED and driver trimless
 Flache 90°-Verbindung mit LED und Treiber trimless
 Enlace llano de 90° con LED y driver trimless
 Jonction plate 90° avec LED et driver trimless
 Соединение для плоского угла 90° trimless со светодиодом и драйвером

Potenza assorbita apparecchio/ Luminaire power consumption 5W
 Flusso luminoso LED/LED luminous flux 240 lm 3000K Ra 80 220-240V



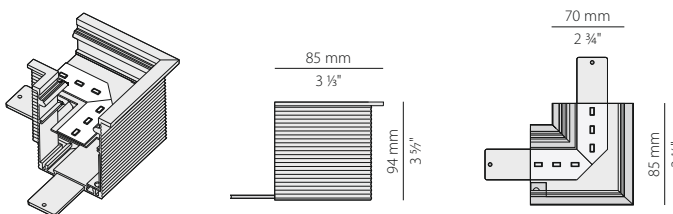
XG2038-U90 XP (Non dimmerabile / No dimmable)

Potenza assorbita apparecchio/ Luminaire power consumption 5W
 Flusso luminoso LED/LED luminous flux 240 lm 3000K Ra 80 220-240V

XG2039-U90 (Non dimmerabile / No dimmable)

Giunzione piana 90° con LED e driver trim
 Level junction 90° with LED and driver trim
 Flache 90°-Verbindung mit LED und Treiber trim
 Enlace llano de 90° con LED y driver trim
 Jonction plate 90° avec LED et driver trim
 Соединение для плоского угла 90° trim

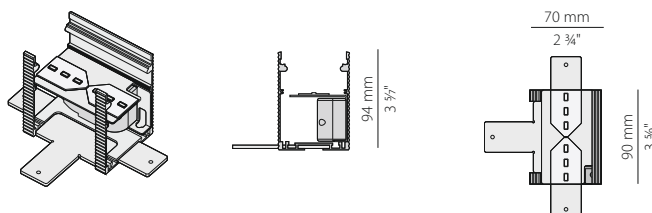
Potenza assorbita apparecchio/ Luminaire power consumption 5W
 Flusso luminoso LED/LED luminous flux 240 lm 3000K Ra 80 220-240V



XG2038-UT (Non dimmerabile / No dimmable)

Giunzione a T con LED e driver trimless / T junction with LED and driver trimless
 T-Verbindung mit LED und Treiber trimless / Enlace a T con LED y driver trimless
 Jonction à T avec LED et driver trimless
 T-образное соединение со светодиодом и драйвером trimless

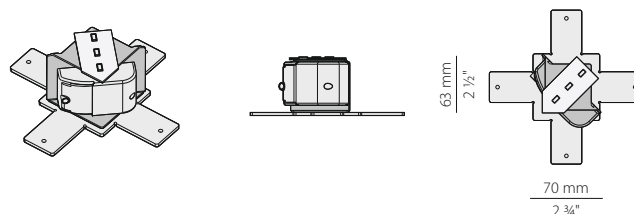
Potenza assorbita apparecchio/ Luminaire power consumption 5W
 Flusso luminoso LED/LED luminous flux 240 lm 3000K Ra 80 220-240V



XG2038-X (Non dimmerabile / No dimmable)

Giunzione a X con LED e driver trimless / X junction with LED and driver trimless
 X-Verbindung mit LED und Treiber trimless / Enlace a X con LED y driver trimless
 Jonction à X avec LED et driver trimless
 Крестовое соединение со светодиодом и драйвером trimless

Potenza assorbita apparecchio/ Luminaire power consumption 4W
 Flusso luminoso LED/LED luminous flux 120 lm 3000K Ra 80 220-240V



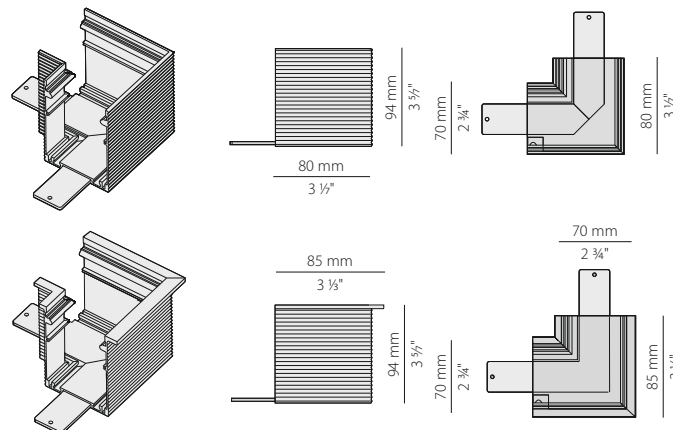
XM2038-U90

XM2038-U90 XP

Giunzione piana 90° vuota trimless
 Level junction 90° trimless empty
 Flache 90°-Verbindung leer trimless
 Enlace llano de 90° trimless no light
 Jonction plate 90° trimless no light
 Пустое соединение для плоского угла 90° trimless

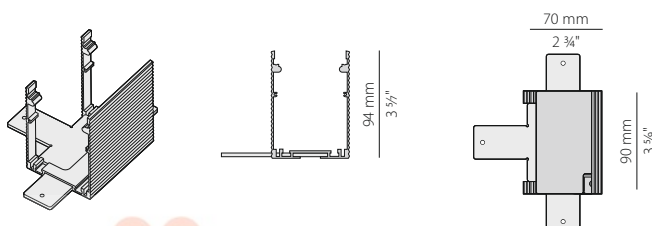
XM2039-U90

Giunzione piana 90° vuota trim / Level junction 90° trim empty
 Flache 90°-Verbindung leer trim / Enlace llano de 90° trim no light
 Jonction plate 90° trim no light
 Пустое соединение для плоского угла 90° trim



XM2038-UT

Giunzione a T vuota trimless
 T junction trimless empty
 T-Verbindung leer trimless
 Enlace a T trimless no light
 Jonction à T trimless no light
 Пустое T-образное соединение trimless

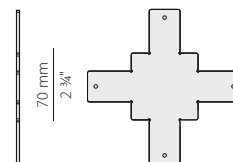
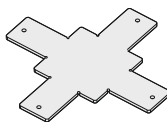


• UGR < 19 in funzione delle condizioni di installazione
 UGR < 19 depending on installation conditions

Fotometrie e Classi Energetiche disponibili www.panzeri.it
 Photometric data and Energy Label available at www.panzeri.it

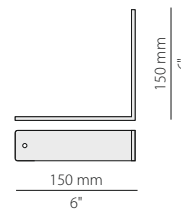
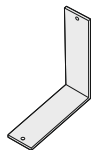
XM2038-X

Giunzione a X vuota trimless
X junction trimless empty
X-Verbindung leer trimless
Enlace a X trimless no light
Jonction à X trimless no light
Пустое крестовое соединение trimless



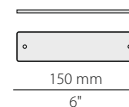
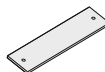
XM2038/39-ANG

Accessorio per angolo verticale 150x150 mm / Junction for vertical angle 150x150 mm
Zubehörteil für Vertikalwinkel 150x150 mm / Accesorio para ángulo vertical 150x150 mm
Accessoire pour angle vertical 150x150 mm / Элемент для вертикального угла 150x150мм



XM2038/39-U

Giunzione lineare / Linear junction /
Gerade Verbindung / Enlace lineal
Jonction linéaire / Линейное соединение

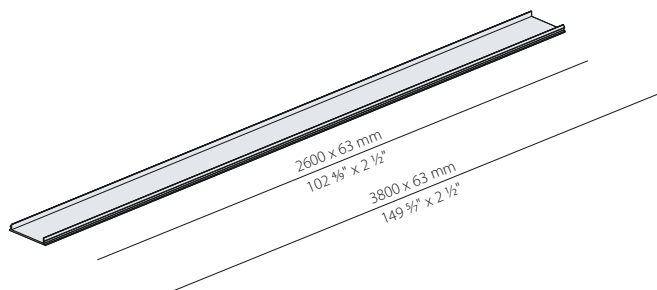


XM2038/39-260S

Diffusore in policarbonato mm 2600
Polycarbonate diffuser mm 2600

XM2038/39-380S

Diffusore in policarbonato mm 3800
Polycarbonate diffuser mm 3800



XM2038-T

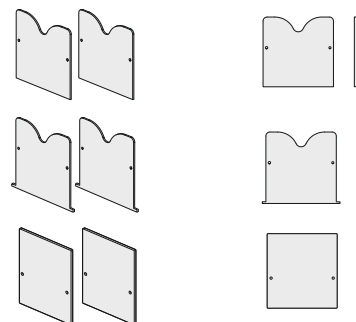
Coppia di elementi terminali con viti trimless / Two end segments with trimless screws
Paar Abschlusselemente mit Schrauben Trimless / Pareja de elementos terminales con tornillos trimless
Paire d'éléments terminaux à vis trimless / Пара терминальных заглушек с винтами trimless

XM2039-T

Coppia elementi terminali con viti trim / Two end segments with trim screws
Paar Abschlusselemente mit Schrauben Trim / Pareja de elementos terminales con tornillos trim
Paire d'éléments terminaux à vis trim / Пара терминальных заглушек с винтами trim

XM2038-T1

Coppia di elementi terminali con viti (XP2038) / Two end segments with screws (XP2038)
Paar Abschlusselemente mit Schrauben (XP2038) / Pareja de elementos terminales con tornillos (XP2038)
Paire d'éléments terminaux à vis (XP2038) / Пара терминальных заглушек с винтами (XP2038)

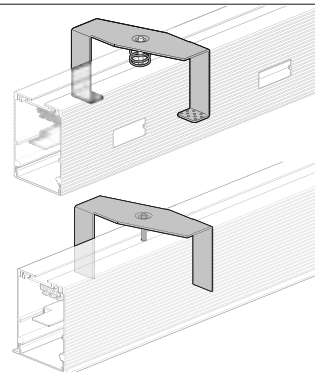


XM2038-F

Farfalla di fissaggio versione trimless per cartongesso regolabile (posizionabile ogni 400 mm circa)
Wing nut trimless version for adjustable drywall (can be placed every 400 mm approx)
Befestigungsfeder Version trimless für Gipskarton, regelbar (kann ca. alle 400 mm positioniert werden).
Mariposa de conexión versión trimless para cartón piedra regulable (colocable cada 400 mm aproximadamente)
Papillon de fixation version trimless pour plaque de plâtre réglable (peut être placé tous les 400 mm environ)
Крепеж для профиля trimless для гипсокартона, регулируемый (устанавливается каждые 400мм)

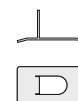
XM2039-F

Farfalla di fissaggio versione trim per cartongesso regolabile (posizionabile ogni 400 mm circa)
Wing nut trim version for adjustable drywall (can be placed every 400 mm approx)
Befestigungsfeder Version trim für Gipskarton, regelbar (kann ca. alle 400 mm positioniert werden)
Mariposa de conexión versión trim para cartón piedra regulable (colocable cada 400 mm aproximadamente)
Papillon de fixation version trim pour plaque de plâtre réglable (peut être placé tous les 400 mm environ)
Крепеж для профиля trim для гипсокартона, регулируемый (устанавливается каждые 400мм)



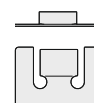
XM2033/34/38/39P

Piastrina per eventuale appendimento / Plate for eventual hanging
Plättchen zum eventuellen Hängen / Placa para colgar eventualmente
Plaque pour un accrochage éventuel / Монтажная планка для подвешивания

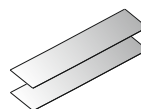


XM2038/39-L

Coppia piastrine fissaggio su laterizio / Plates couple for brickfixing
Paar Befestigungsplättchen für Ziegelwand / Pareja de placas para ajuste sobre ladrillo
Couple de plaquettes de fixation à la brique / Пара монтажных планок для кирпичной стены

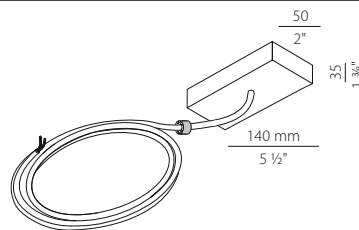


XM2038-A (Per angoli e giunzioni XP2038 / Per angle and junctions XP2038)
Coppia copri luce adesivo lineare / Pair of adhesive light cover linear
Paar lineare Lichtabdeckungen zum Kleben linear / Pareja de cubre luz adhesivo lineal
Paire de couvercle de lumière adhésif linéaire / Пара самоклеющийся затенитель линейный



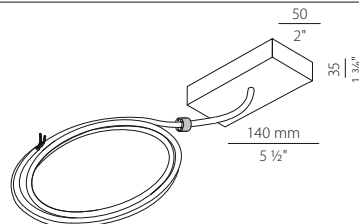
XM2038/46-3

Kit di alimentazione 3 poli + cavo lunghezza cm 220. Rosone bianco
Power Supply Kit with 3-pole cable cm 220 lenght. White canopy
Verbindung 3-polig cm 220 Länge. Weiße Rosette
Kit de alimentación con cable de 3 polos largo cm 220. Rosetón blanco
Kit d'alimentation avec câble de 3 pôles longueur cm 220. Rosace blanc
Комплект для подвода питания с 3-х полюсным проводом см 220, розон белый



XM2038/46-5

Kit di alimentazione 5 poli + cavo lunghezza cm 220. Rosone bianco
Power Supply Kit with 5-pole cable cm 220 lenght. White canopy
Verbindung 5-polig cm 220 Länge. Weiße Rosette
Kit de alimentación con cable de 5 polos largo cm 220. Rosetón blanco
Kit d'alimentation avec câble de 5 pôles longueur cm 220. Rosace blanc
Комплект для подвода питания с 5-и полюсным проводом см 220, розон белый



XM-KIT-S

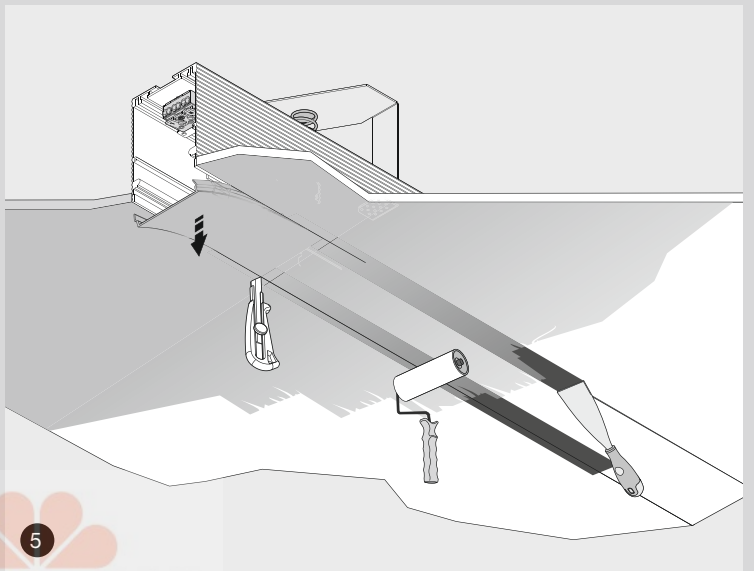
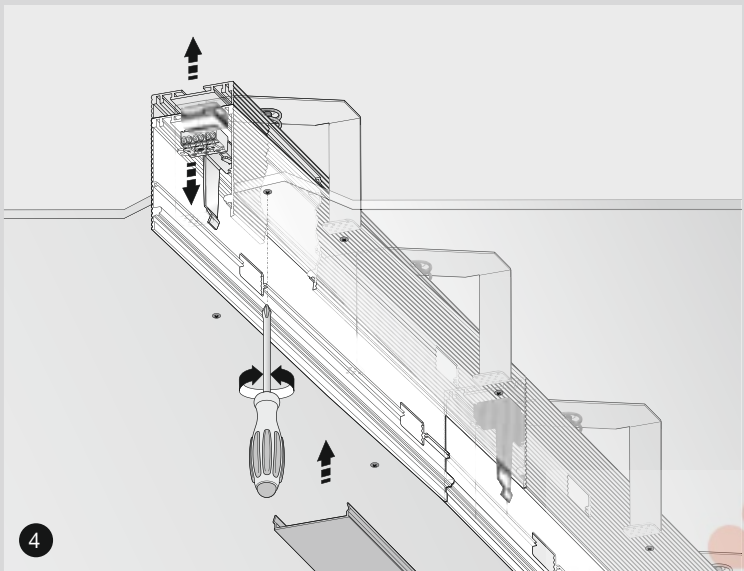
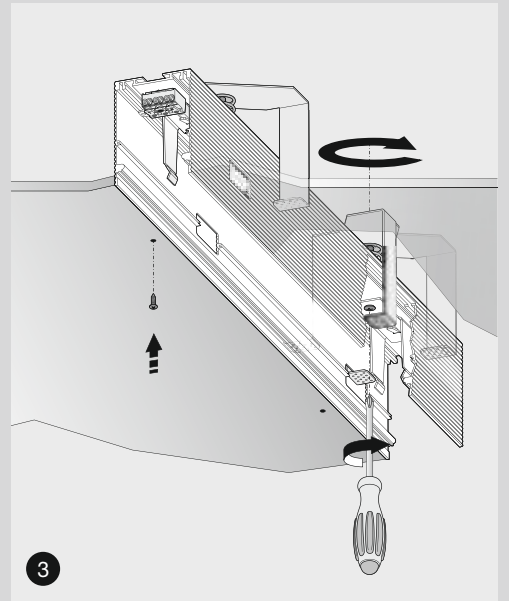
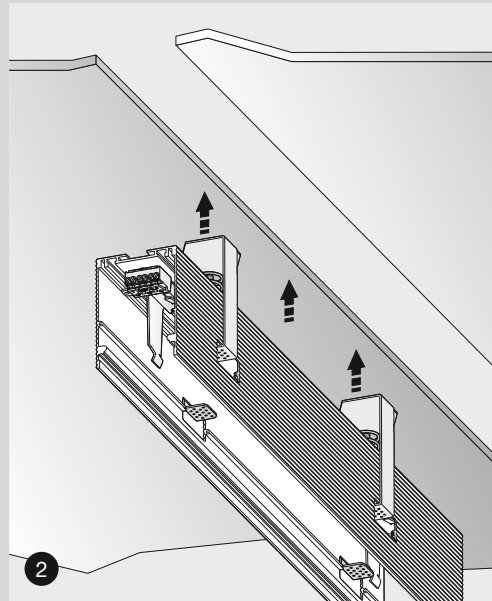
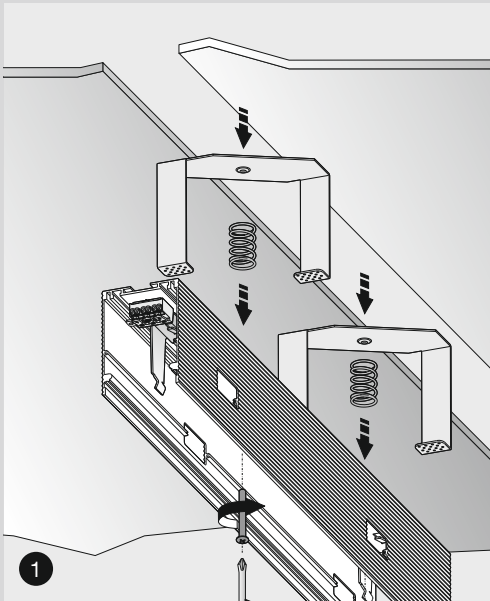
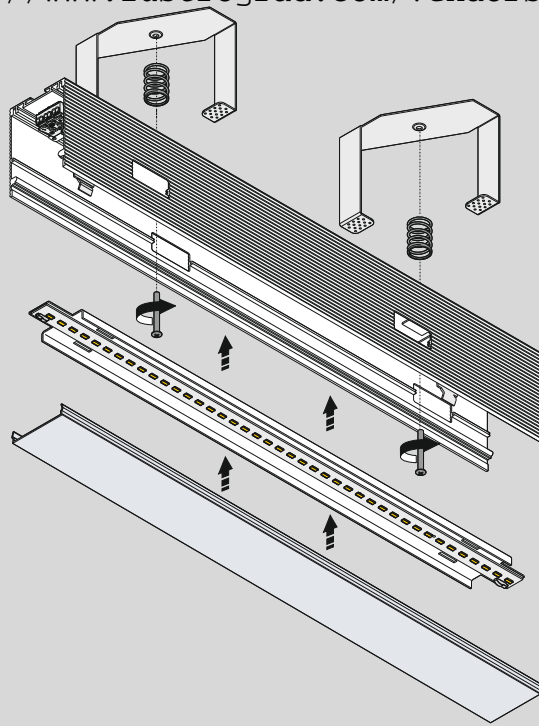
Singolo elemento di sospensione / Single suspension kit
Einzel Set Hängeleuchte / Un kit de suspensión
Un kit de suspension / Комплект для подвешивания



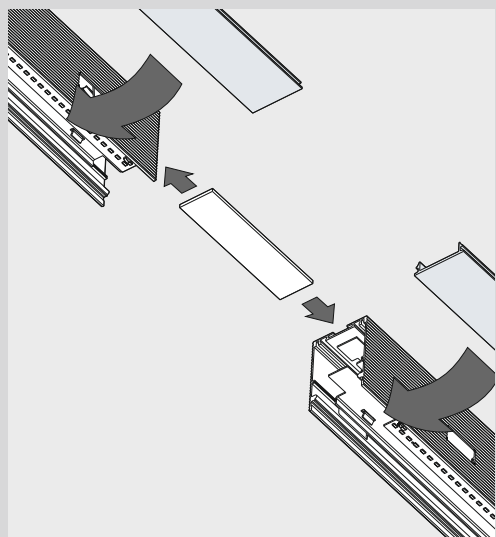



CONFINDUSTRIA
Monza e Brianza

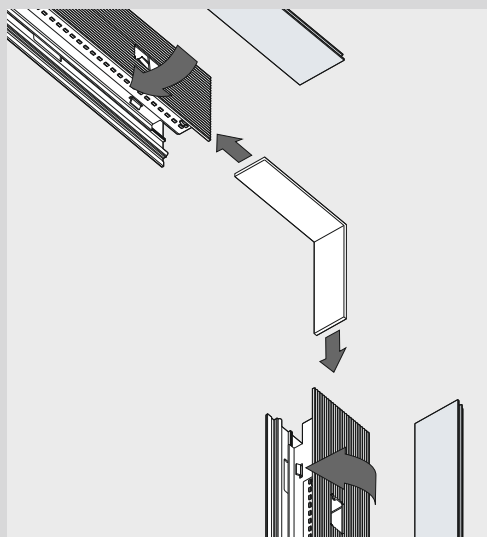
Nolita_ Nolita ECO_
XG2038 XG2038 ECO



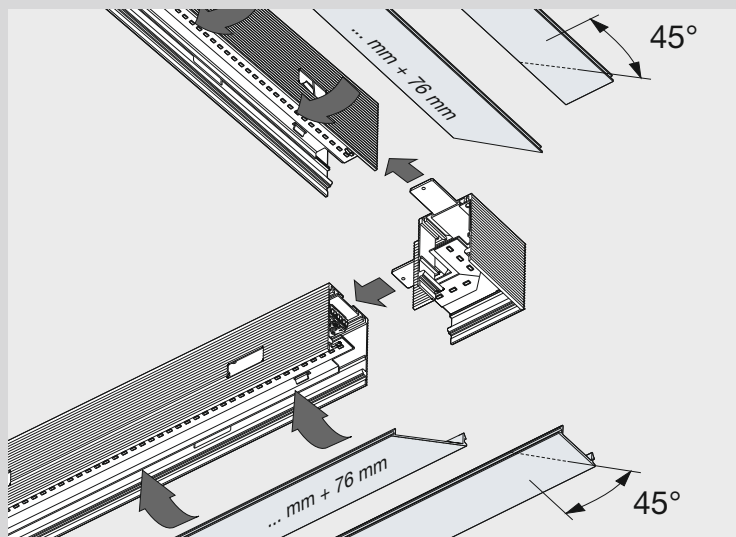
XM2038/39-U
Giunzione lineare
Linear junction



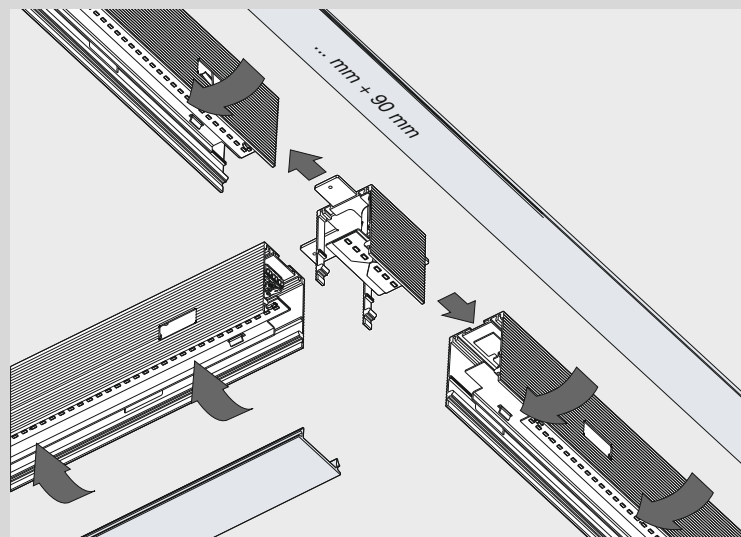
XM2038/39-ANG
Giunzione 90° trimless parete-soffitto
90° wall to ceiling trimless junction



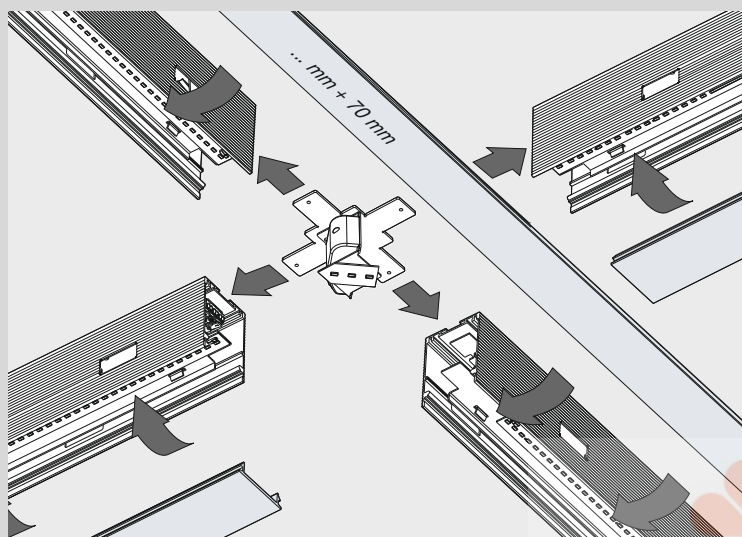
XG2038-U90
Giunzione piana 90° trimless con LED e driver
Level junction 90° trimless with LED and driver



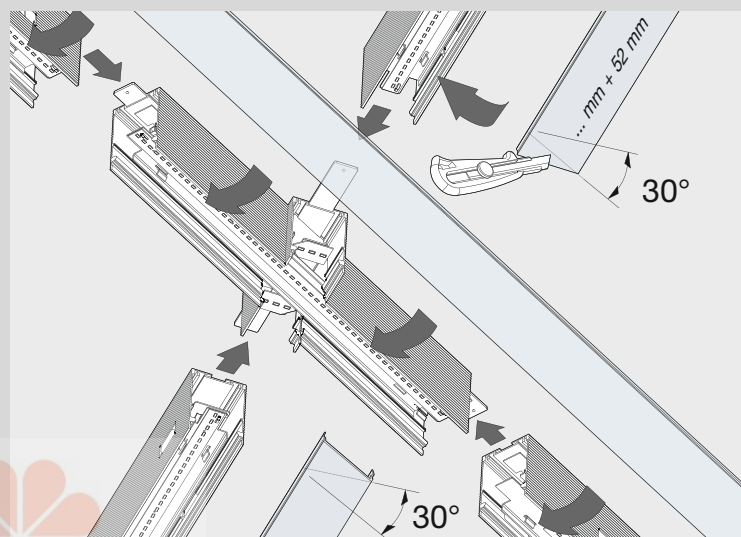
XG2038-UT
Giunzione a T trimless con LED e driver
T junction trimless with LED and driver



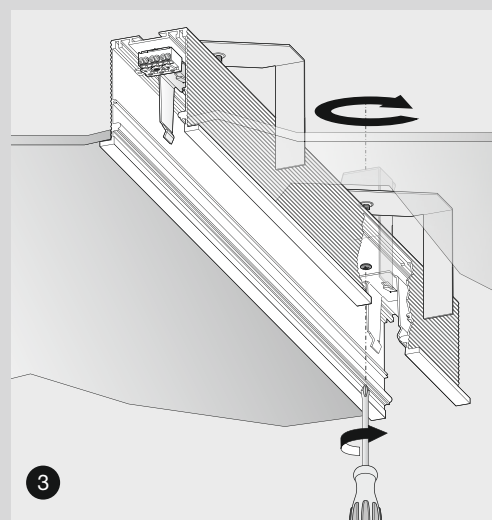
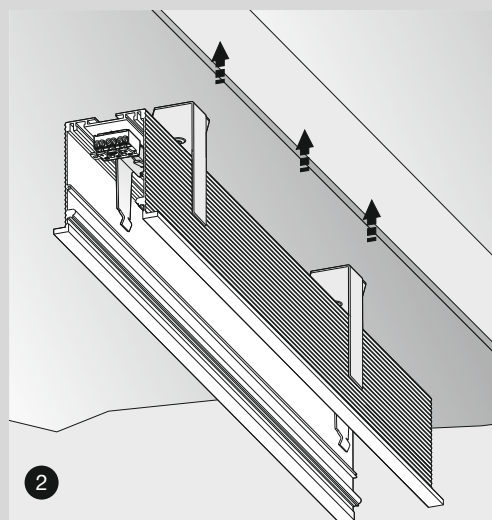
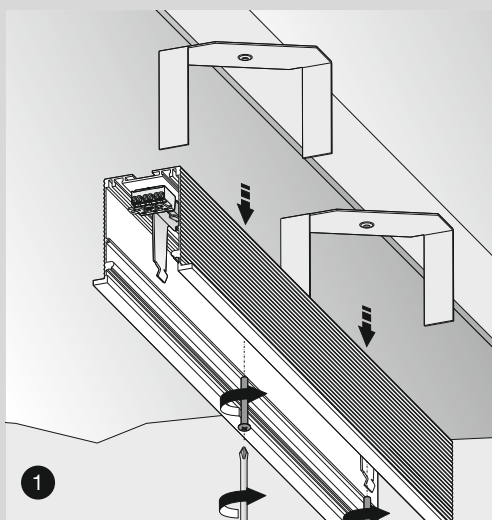
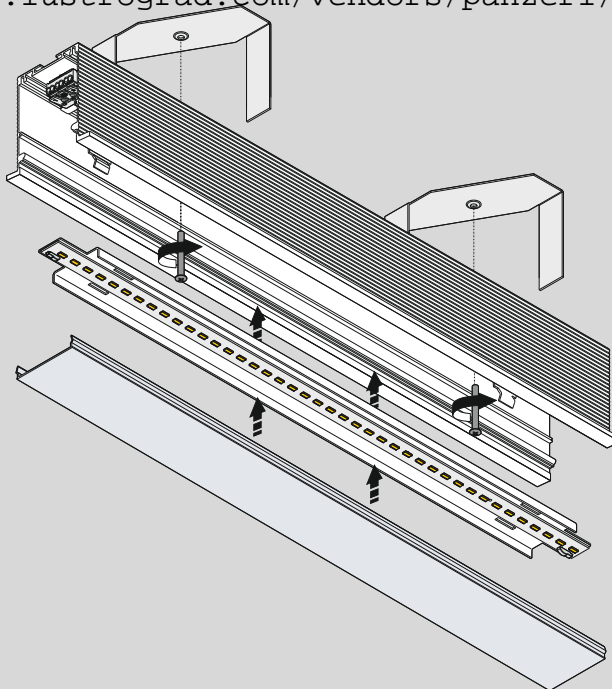
XG2038-X
Giunzione a X trimless con LED e driver
X junction trimless with LED and driver



XG2038-ANG 60/120
Angolo 60/120 trimless con LED e driver
60/120 angle trimless with LED and driver



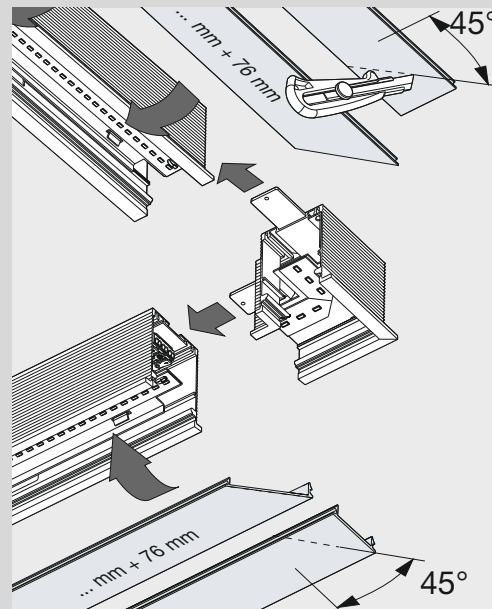
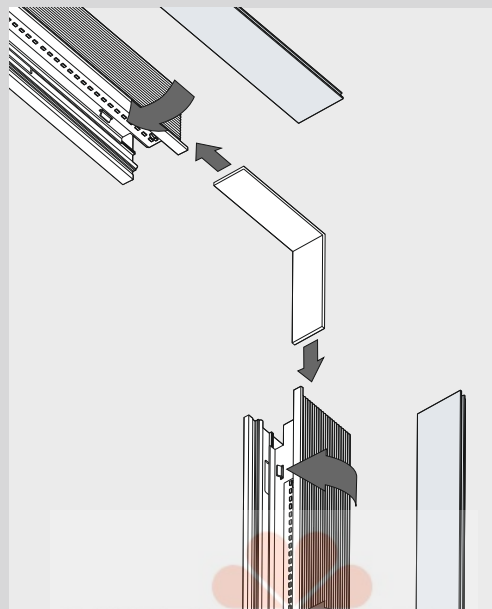
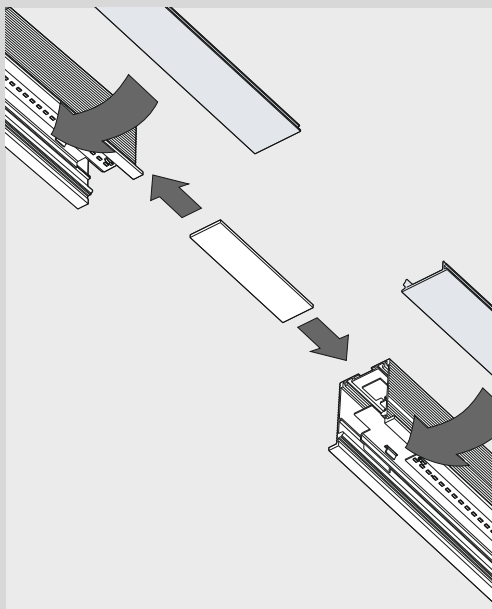
Nolita Trim_ **Nolita Trim ECO_**
XG2039 XG2039 ECO



XM2038/39-U
Giunzione lineare
Linear junction

XM2038/39-ANG
Giunzione 90° trim parete-soffitto
90° wall to ceiling trim junction

XG2039-U90
Giunzione piana 90° trim con LED e driver
Level junction 90° trim with LED and driver



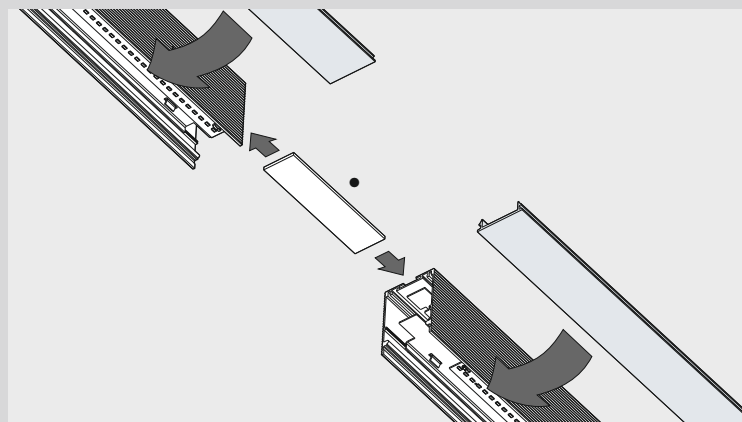
Nolita Out_ Nolita Out ECO_

XP2038

XP2038 ECO

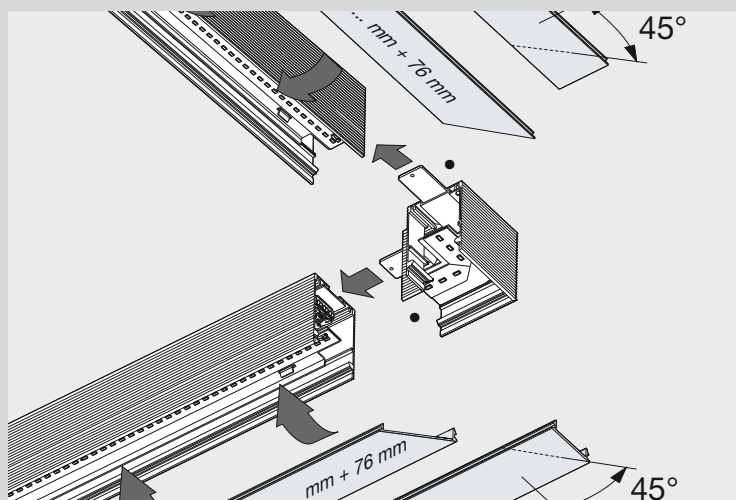
XM2038/39-U
Giunzione lineare
Linear junction

• XM2038-A



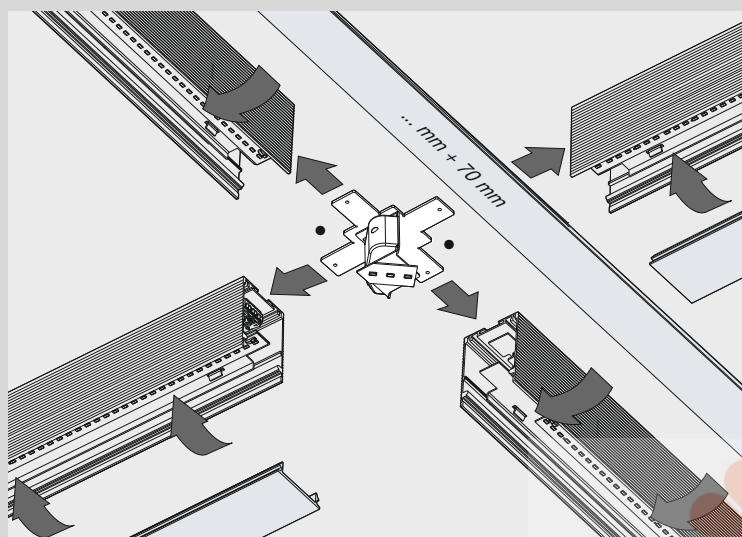
XG2038-U90 XP
Giunzione piana 90° con LED e driver
Level junction 90° with LED and driver

• XM2038-A



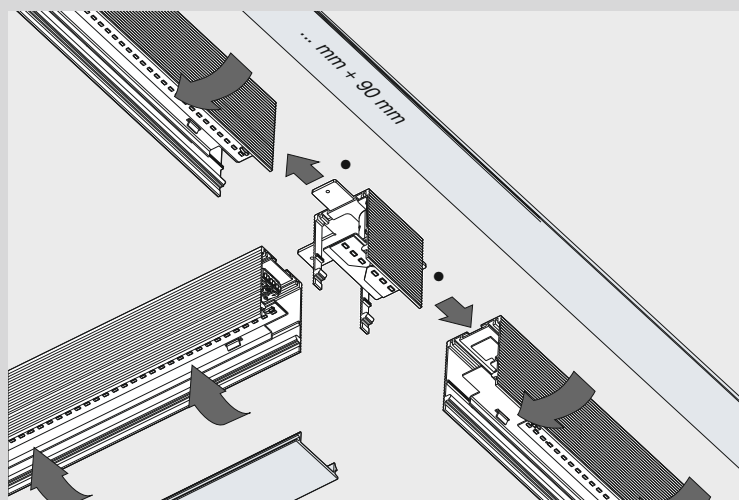
XG2038-X
Giunzione a X con LED e driver
X junction with LED and driver

• XM2038-A



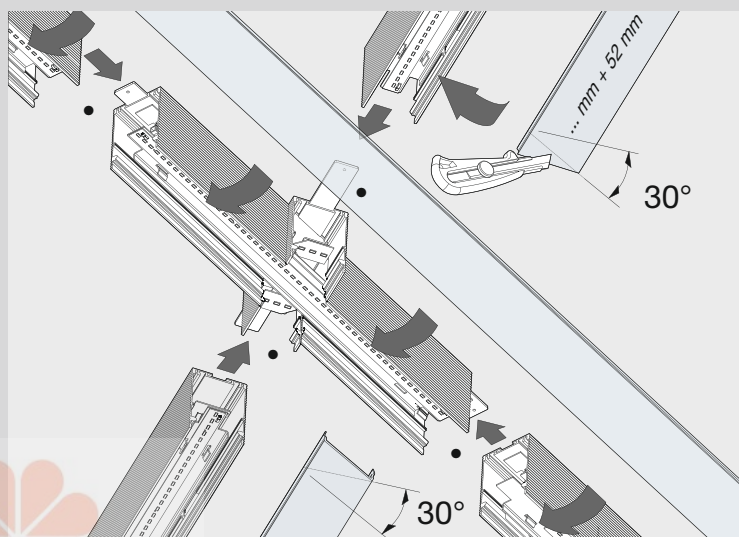
XG2038-UT
Giunzione a T con LED e driver
T junction with LED and driver

• XM2038-A



XG2038-ANG 60/120
Angolo 60/120 con LED e driver
60/120 angle with LED and driver

• XM2038-A



MANHATTAN

XG2044

Made in Italy



CE IP20

(XG2044-TRACK + XM1ROW HO or XM1ROWHD + XG2044-T)

Sistema modulare LED in alluminio estruso verniciato bianco, da incasso a scomparsa totale (trimless) per applicazioni in cartongesso. Oltre alla possibilità di installazione a parete e soffitto, in posizione orizzontale e verticale, si presta in modo particolare per installazioni perimetrali. Grazie alla riflessione della luce interna, il profilo non necessita di un diffusore in policarbonato.

Trimless modular LED system in extruded aluminum painted white for use in false ceiling. Besides the possibility of horizontal or vertical installation on walls and ceilings, this system is particularly suitable for perimeter installation. Due to the reflection of the internal light, this profile does not require a polycarbonate diffuser.

LED-Modulsystem aus extrudiertem Aluminium, weiß lackiert, für Komplettbau (Trimless) in Gipskartonwänden. Neben der waagrechten und senkrechten Wand- und Deckeninstallation eignet sich dieses System insbesondere auch für Umfangsinstallationen. Dank der inneren Lichtreflexion benötigt das Profil keinen Polycarbonat-Lichtverteiler

Sistema modular LED en aluminio extruido barnizado blanco, tanto empotrado como completamente abatible (trimless) para aplicaciones en cartón piedra. Además de la posibilidad de instalación de pared y techo, en posición horizontal y vertical, se presta, de manera particular, para instalaciones perimétricas. Gracias a la reflexión de la luz interior, el perfil no necesita un difusor en policarbonato.

Système modulaire LED en aluminium extrudé peint en blanc, encastré retractable totalement (trimless) pour des applications en plaques de plâtre. Outre la possibilité d'une installation à mur et au plafond, en position horizontale et verticale, il est particulièrement adapté aux installations périmétrales. En raison de la réflexion de la lumière interne, le profil ne nécessite pas d'un diffuseur en polycarbonate.

Модульная светодиодная система из экструдированного алюминия окрашенного в белый цвет, полностью встраиваемая (trimless), предназначена для монтажа в гипсокартон. Помимо горизонтальной и вертикальной установки на стены и потолок, прекрасно подходит для монтажа по периметру. Благодаря внутреннему отражению света нет необходимости в использовании рассеивателя из поликарбоната.

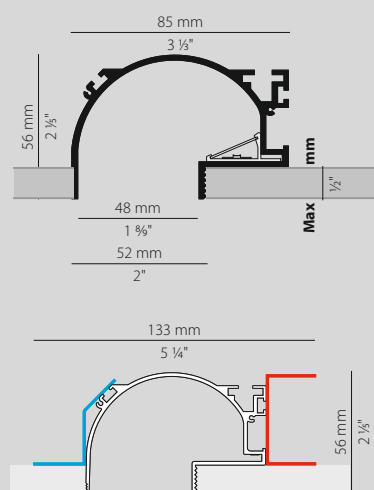








XG2044



Electric options	page 462
Dimming	466-467
Technical information	470-471
Wiring diagram 2-3	471

Profilo in alluminio estruso verniciato bianco compreso supporto LED in alluminio estruso e policarbonato.

Aluminium profile, painted white, including LED support in extruded aluminium and polycarbonate.

Profil aus extrudiertem, weiß lackiertem Aluminium mit LED-Halterung aus extrudiertem Aluminium und Polycarbonat.

Perfil en aluminio extruido barnizado blanco, completo de soporte led en aluminio extruido y policarbonato.

Profilis en aluminium extrudé peint en blanc, y compris le soutien led en aluminium extrudé et polycarbonate.

Профиль из экструдированного алюминия окрашенного в белый цвет укомплектованный корпусом для светодиода из экструдированного алюминия и поликарбоната.

Manhattan_

LED CE IP20

PROFILE	CODICE / CODE	L MM	L INCHES	MM	INCHES	NR. XM2044-F/XM2044-FP ADVISED
Supporto in alluminio per LED con diffusore policarbonato inclusi Aluminium LED frame and polycarbonate diffuser included	XG2044-50 TRACK	420	16 5/8"	425 x 78	16 3/4" x 2 3/8"	2
	XG2044-100 TRACK	920	36 1/4"	925 x 58	36 5/8" x 2 3/8"	2
	XG2044-200 TRACK	1920	75 3/8"	1925 x 58	75 5/8" x 2 3/8"	3
	XG2044-300 TRACK	2920	115"	2925 x 58	115 1/4" x 2 3/8"	4

XM1ROW HO/3MT

STRIP ROLL 1 ROW 3 MT 3000K 24V

35mm

3 x 168 led/mt - 3 x 35 W/mt
3 x 2833 lm/mt Ra 80



Disponibile rolla LED: a 1 row HD.
Vedi pagina 463 electric options.
Available LED roll 1 row HD.
See page 463 electric options.

Eventuali tagli e saldature su rollina XM1row HO/3mt sono da quantificare a progetto. Required cutting and welding on XM1row HO/3mt roll are to be calculated for each project. Eventuelle Zuschnitte und Schweissarbeiten an LEDstreifen XM1row HO/3mt werden Projektbezogen berechnet. Eventuales cortes y soldaduras con metro XM1row HO/3mt tienen que ser cuantificados para cada proyecto. Des coupures et des soudures éventuelles sur Rollina XM1row HO/3mt doivent être quantifiées sur projet. Стоимость нарезки и спайки ленты XM1ROW HO/3MT оценивается индивидуально по каждому проекту.



Strip roll 1 row HO

Strip roll 1 row HD



21
Foglia oro (a richiesta)
Gold leaf
(available on request)
Blattgold (auf Anfrage)
Pan de oro
(disponible a petición)
Feuille d'or (sur demande)
СУСАЛЬНОЕ ЗОЛОТО
(ПО ЗАПРОСУ)



23
Foglia argento (a richiesta)
Silver leaf
(available on request)
Blattsilber (auf Anfrage)
Pan de plata
(disponible a petición)
Feuille d'argent (sur demande)
СУСАЛЬНОЕ СЕРЕБРО
(ПО ЗАПРОСУ)



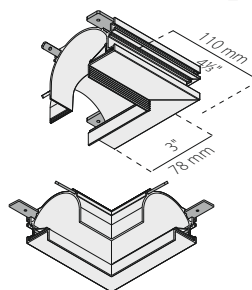
24
Foglia Rame (a richiesta)
Copper leaf
(available on request)
Blattkupfer (auf Anfrage)
Pan de cobre
(disponible a petición)
Feuille cuivre (sur demande)
СУСАЛЬНОЕ МЕДЬ
(ПО ЗАПРОСУ)

Per alimentatori vedi pagina 466 electric options
For power supplies see on page 466 electric options

Fotometrie e Classi Energetiche disponibili www.panzeri.it
Photometric data and Energy Label available at www.panzeri.it

XM2044-U90 1

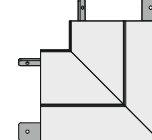
Angolo 1 piano 90° parete-parete/soffitto-soffitto misure esterne 110x110mm
 Angle 1 horizontal 90° wall-wall / ceiling-ceiling, external measurements 110x110mm
 90°-Winkel 1, flach, Wand-Wand/Decke-Decke, Außenmaße 110x110 mm
 Ángulo 1ª tabla 90° pared-pared/techo-techo medidas exteriores 110x110mm
 Angle 1 plan 90° mur-mur/plafond-plafond mesures extérieures 110x110mm
 угол 1 плоский 90° стена-стена/потолок-потолок, внешние размеры 110x110 мм



Vista laterale / Side view

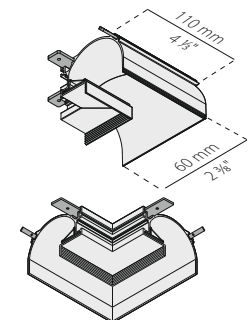


Vista inferiore / Bottom view

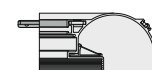


XM2044-U90 2

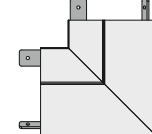
Angolo 2 piano 90° parete-parete/soffitto-soffitto misure esterne 110x110mm Angle 2
 horizontal 90° wall-wall / ceiling-ceiling, external measurements 110x110mm
 90°-Winkel 2, flach, Wand-Wand/Decke-Decke, Außenmaße 110x110 mm
 Ángulo 2ª tabla 90° pared-pared/techo-techo medidas exteriores 110x110mm
 Angle 2 plan 90° mur-mur/ plafond-plafond mesures extérieures 110x110mm
 угол 2 плоский 90° стена-стена/потолок-потолок, внешние размеры 110x110 мм



Vista laterale / Side view

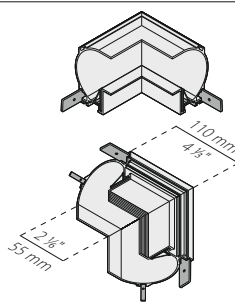


Vista inferiore / Bottom view



XM2044-ANG 3

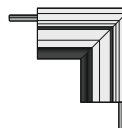
Angolo 3 verticale 90° parete-soffitto/parete-parete misura esterne 110x110mm
 Angle 3 vertical 90° wall-ceiling / wall-wall, external measurements 110x110mm
 90°-Winkel 3, vertikal, Wand-Decke/Wand-Wand, Außenmaße 110x110 mm
 Ángulo 3 vertical 90° pared-techo/pared-pared medidas exteriores 110x110mm
 angle 3 vertical 90° mur - plafond/mur -mur mesures extérieures 110x110mm
 угол 3 вертикальный 90° стена- потолок/стена-стена, внешние размеры 110x110 мм



Vista laterale / Side view

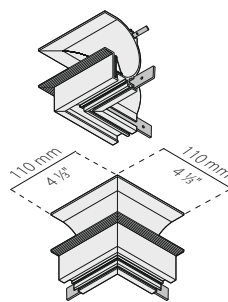


Vista inferiore / Bottom view

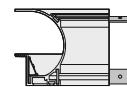


XM2044-ANG 4

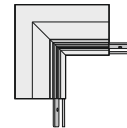
Angolo 4 orizzontale 90° parete-parete misura esterne 110x110mm
 Angle 4 horizontal 90° wall-wall, external measurements 110x110mm
 90°-Winkel 4, horizontal, Wand-Wand, Außenmaße 110x110 mm
 Ángulo 4 horizontal 90° pared-pared medidas exteriores 110x110mm
 angle 4 horizontal 90° mur-mur mesures extérieures 110x110mm
 угол 4 вертикальный 90° стена-стена, внешние размеры 110x110 мм



Vista laterale / Side view


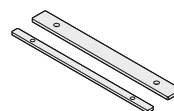


Vista inferiore / Bottom view



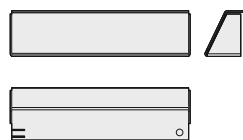
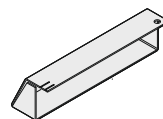
XM2044-U

Coppia giunzione lineare / Pair of linear junctions
 Paar gerade Verbindungen / Pareja enlace lineal
 Couple jonction linéaire / пара линейных соединителей



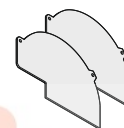
XM2044-TA


Vano alimentazione (opzionale) con viti da fissare sulla giunzione
 Power compartment (optional) with screws for installation on the junction
 Fach für Netzteil (Option) mit Schrauben zur Befestigung an der Verbindung
 Vano de alimentación (opcional) con tornillos para aplicación sobre el enlace
 Compartiment d'alimentation (en option) avec vis à fixer sur la jonction
 ниша для блока питания (факультативная) с винтами для крепления на соединительные элементы



XM2044-T

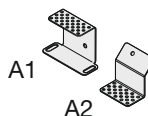
Coppia elementi terminali con viti / Pair of end segments with screws
 Paar Abschlusselemente mit Schrauben / Pareja elementos terminales con tornillos
 Couple éléments avec bornes à vis / пара терминальных заглушек с винтами





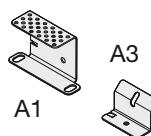
XM2044-F

Coppia staffa di fissaggio per cartongesso / Pair of brackets for false ceiling installations
Paar Befestigungsbügel für Gipskarton / Pareja elemento de ajuste para cartón piedra
Couple d'étrier de fixation pour plaques de plâtre / пара крепежей для гипсокартона



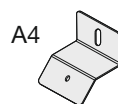
XM2044-FP

Coppia staffa di fissaggio filo parete / Pair of brackets for flush wall installations
Paar Befestigungsbügel für wandbündige Montage / Pareja elemento de ajuste de pared
Couple d'étrier en affleurement avec le mur / пара крепежей для монтажа вровень со стеной



XM2044-P

Piastrina per appendimento a soffitto / Plate for hanging from ceiling
Plättchen für Deckenmontage / Plaqueta para aplicación al techo
Plaque pour accrocher au plafond / монтажная планка для подвешивания на потолок



In considerazione della particolare forma del prodotto e delle eventuali sfumature di colore lungo e tra gli elementi del sistema XG2044, si evidenzia che è cura dell'installatore abbinare i pezzi adiacenti in modo da ottenere più uniformità possibile di colore. Nessuna responsabilità è imputabile al produttore.

Given the particular shape of the product and the eventual colour shades along and between the elements of system XG2044, please note that the installer has the responsibility to match the adjacent pieces so as to obtain the best colour uniformity. The manufacturer does not accept any liability.

XM2044-U

Giunzione lineare
Linear junction

XM2044-U90 1

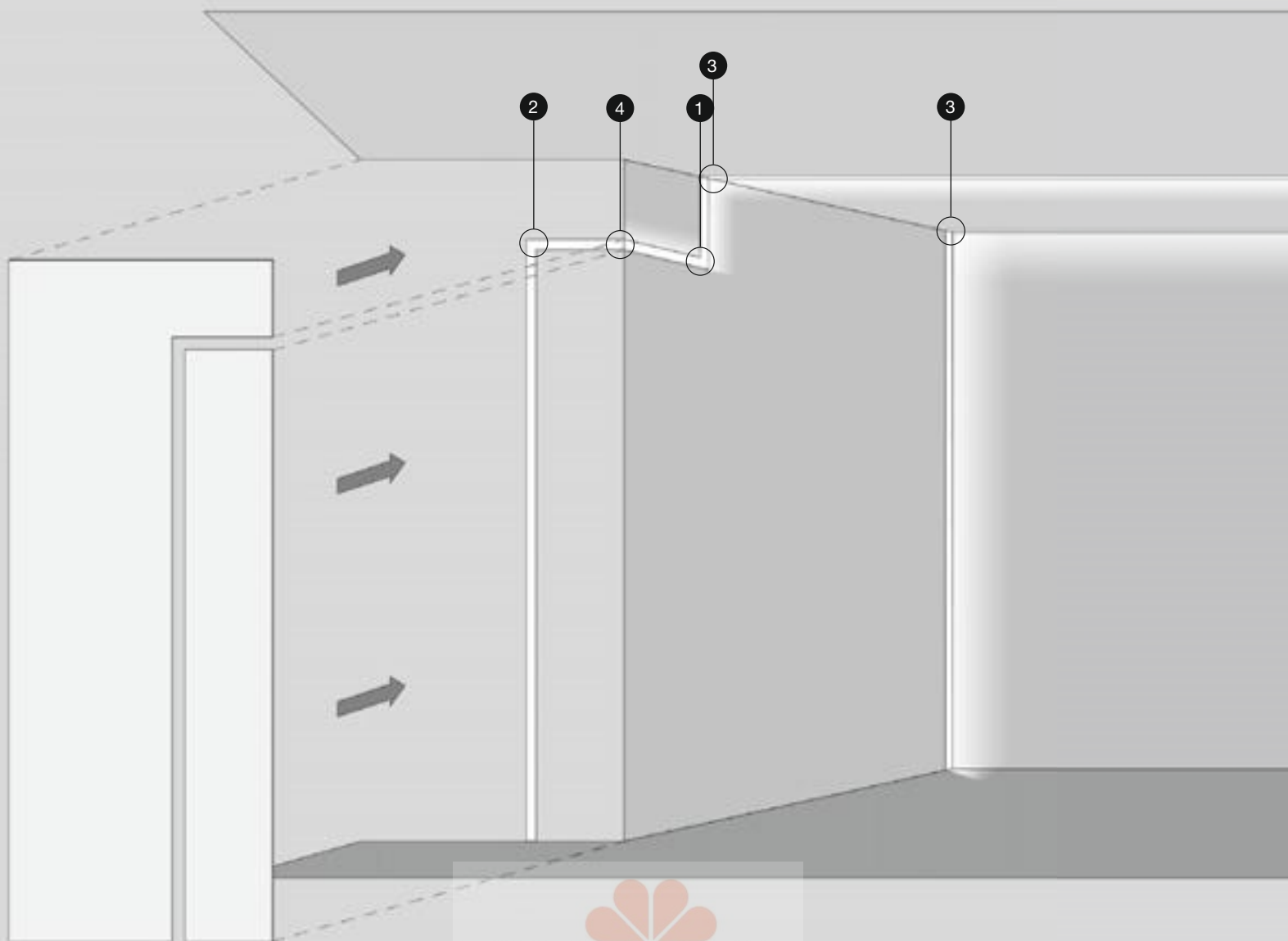
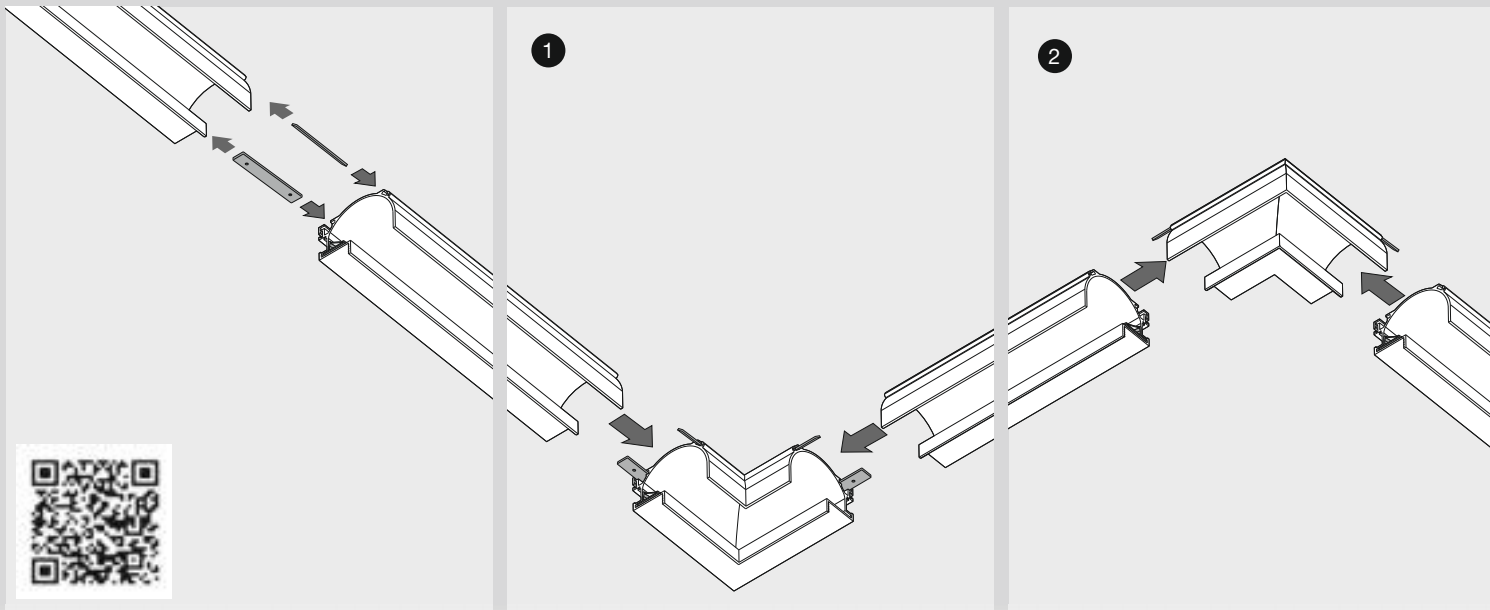
Angolo 1 piano 90° parete-parete / soffitto-soffitto misure esterne 110x110mm

Angle 1 horizontal 90° wall-wall / ceiling-ceiling, external measurements 110x110mm

XM2044-U90 2

Angolo 2 piano 90° parete-parete / soffitto-soffitto misure esterne 110x110mm

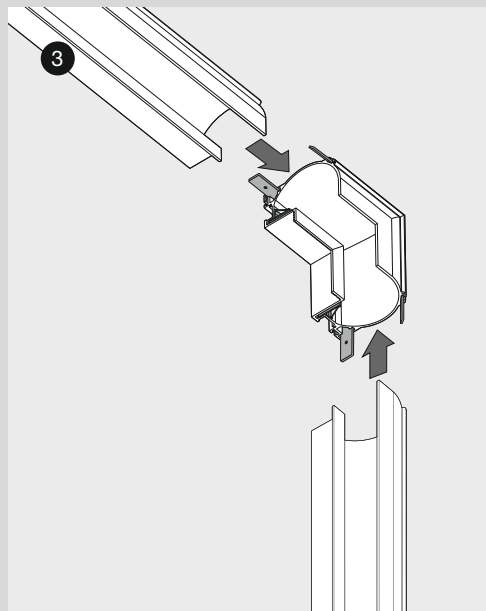
Angle 2 horizontal 90° wall-wall / ceiling-ceiling, external measurements 110x110mm



XM2044-ANG 3

Angolo 3 verticale 90° parete-soffitto/parete-parete misure esterne 110x110mm

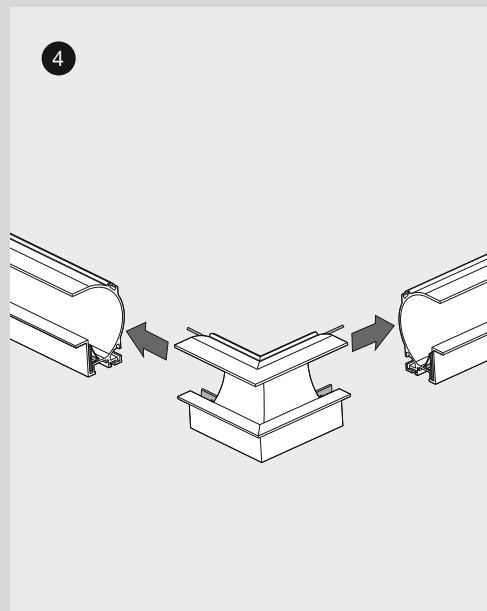
Angle 3 vertical 90° wall-ceiling / wall-wall, external measurements 110x110mm



XM2044-ANG 4

Angolo 4 orizzontale 90° parete-parete misure esterne 110x110mm

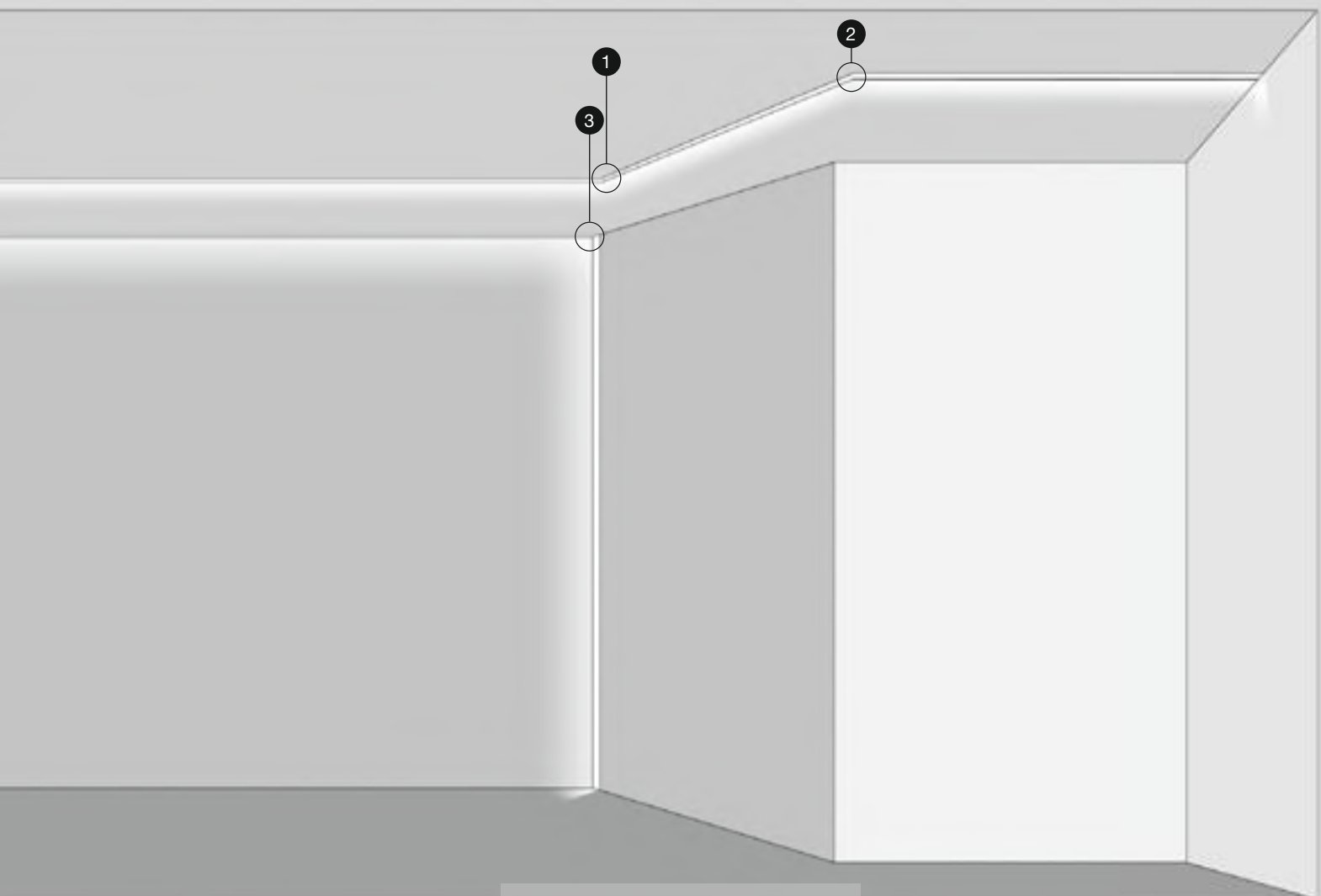
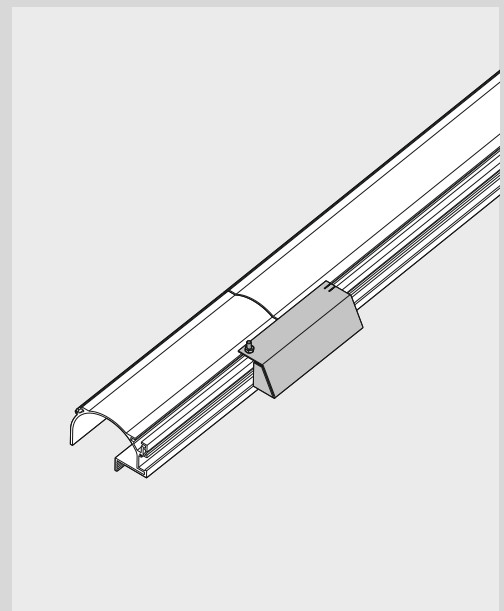
Angle 4 horizontal 90° wall-wall, external measurements 110x110mm



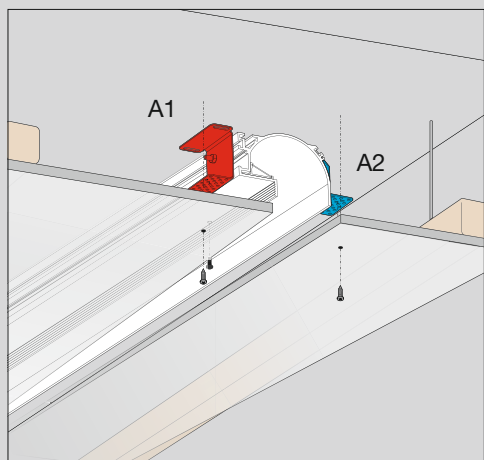
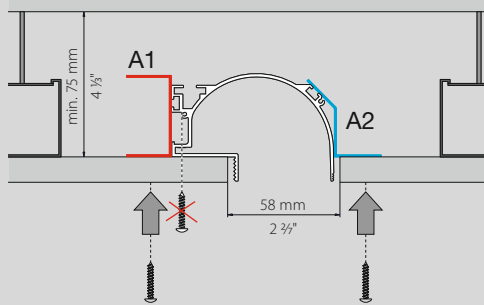
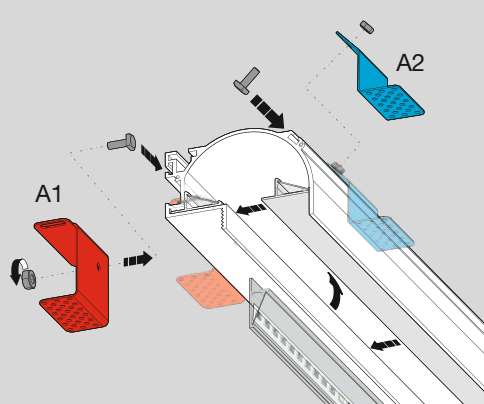
XM2044-TA

Vano alimentazione (opzionale) con viti da fissare sulla giunzione

Power compartment (optional) with screws for installation on the junction

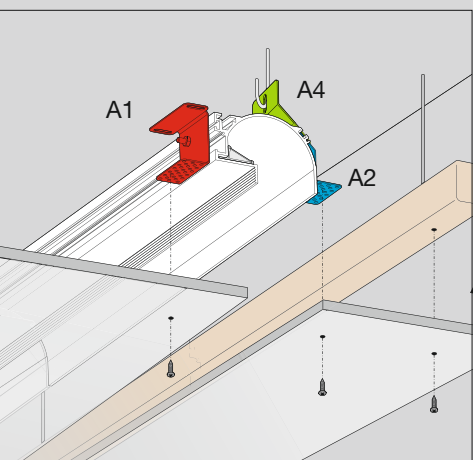
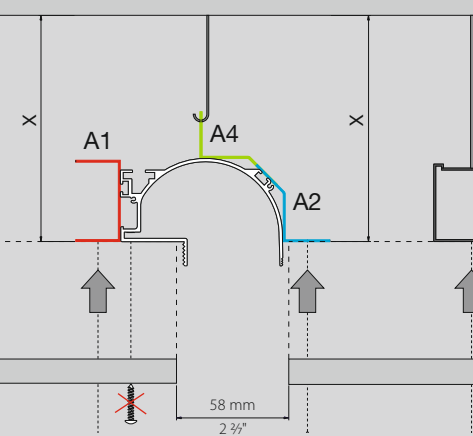
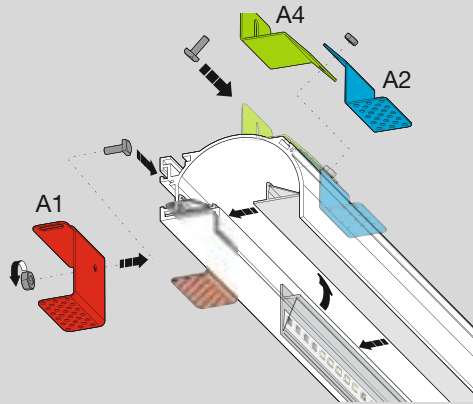


Esempi di installazione / Installation example



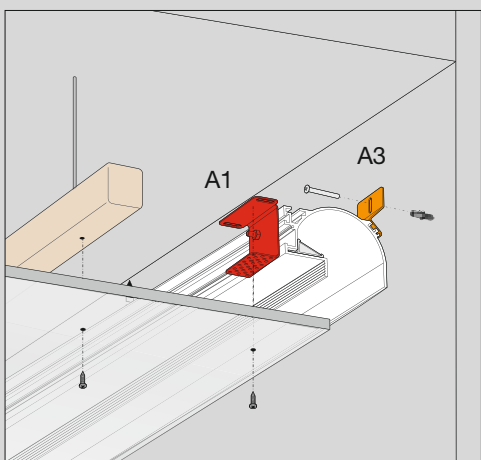
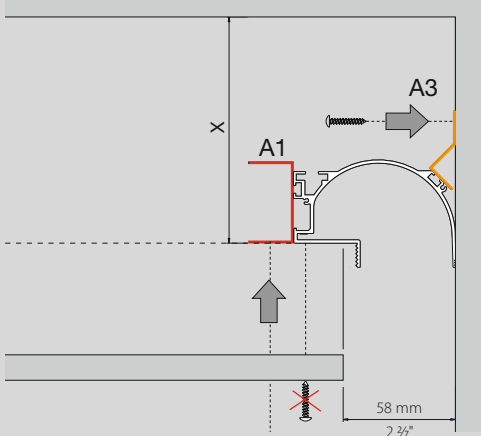
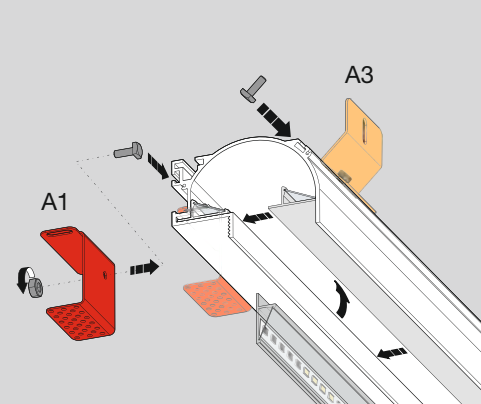
Esempio installazione a soffitto con **cartongesso già installato** (solo ed esclusivamente per segmenti rettilinei senza angoli)

An example of a ceiling installation with **false ceiling already installed** (exclusively for straight segments without corners)



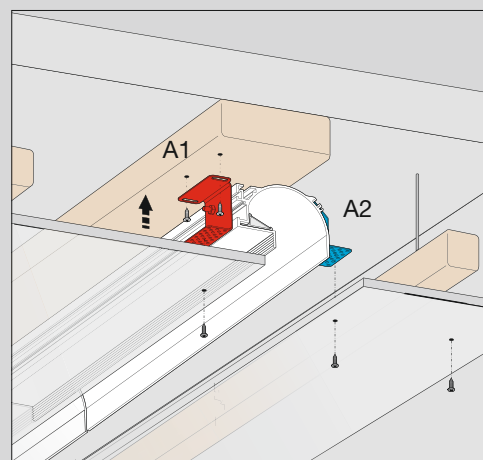
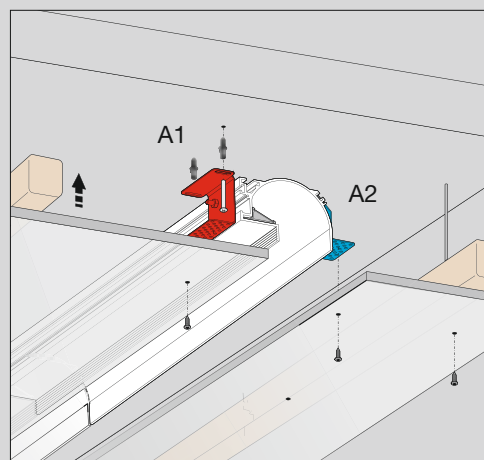
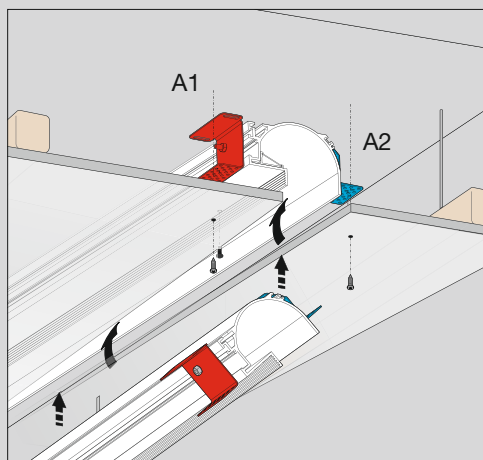
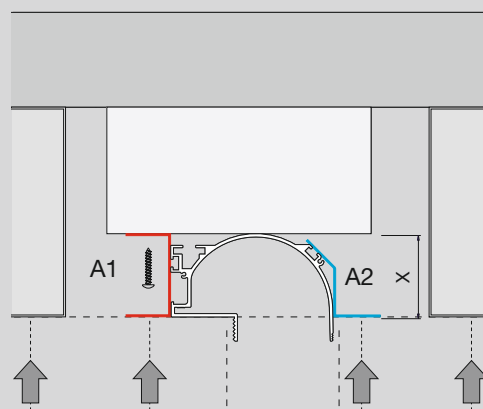
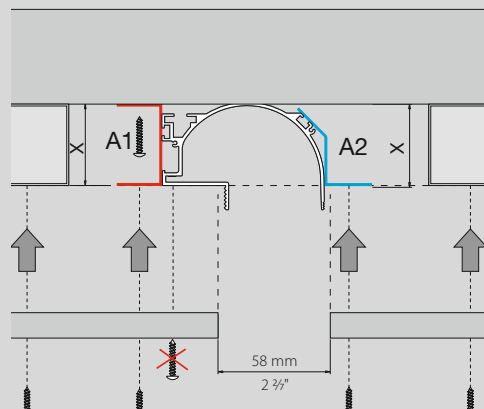
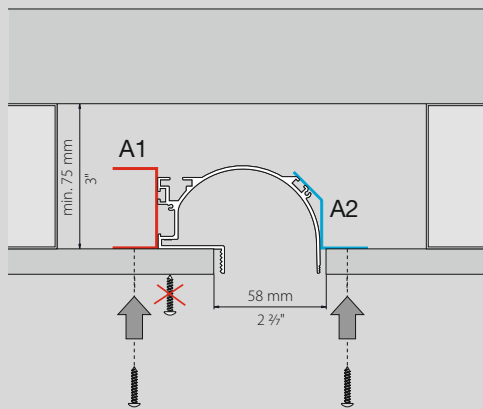
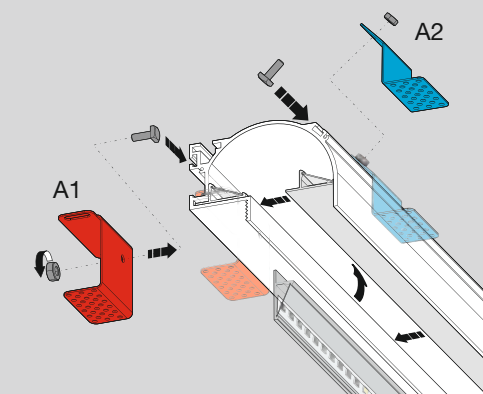
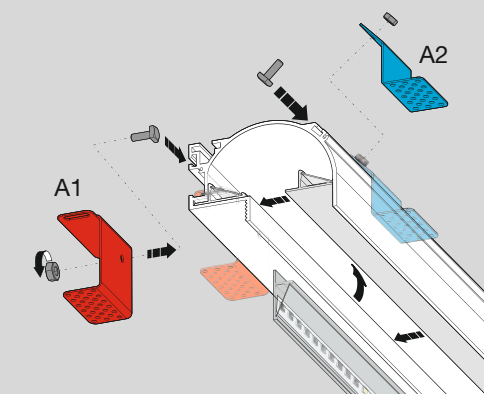
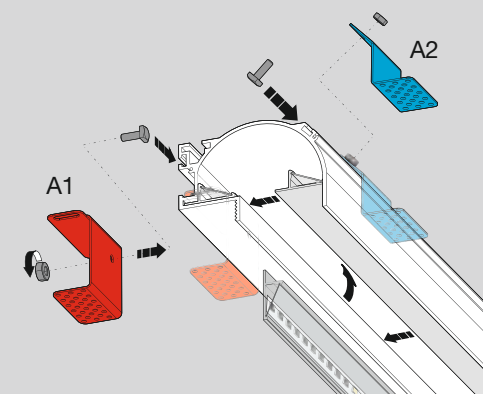
Esempio installazione a soffitto con **cartongesso non presente** (le distanze "X" tra soffitto e bordi inferiori della squadretta dell'apparecchio e del telaio del cartongesso devono essere uguali)

An example of ceiling installation **without false ceiling** (the distance "X" between the ceiling and the bottom of the bracket unit and the frame of the false ceiling must be the same)



Esempio installazione segmento filo parete con **cartongesso non presente** (le distanze "X" tra soffitto e bordi inferiori della squadretta dell'apparecchio e del telaio del cartongesso devono essere uguali; è necessario fissare le piastrine "A3" sulla parete)

An example of an installation using a segment flush to the wall **without false ceiling** (the distance "X" between the ceiling and the bottom of the bracket unit and the frame of the false ceiling must be the same; it is necessary to fix the plates "A3" on the wall)



Esempio installazione a parete con **cartongesso già installato** (solo ed esclusivamente per segmenti rettilinei senza angoli)

An example of a wall installation with **drywall already installed** (exclusively for straight segments without corners)

Esempio installazione a parete con **cartongesso non presente** (le distanze "X" tra parete e bordi inferiori della squadretta dell'apparecchio e del telaio del cartongesso devono essere uguali)

An example of wall installation **without drywall** (the distance "X" between the ceiling and the bottom of the bracket unit and the frame of the false ceiling must be the same)

Esempio installazione a parete con **cartongesso non presente** (le distanze "X" tra parete e bordi inferiori della squadretta dell'apparecchio e del telaio del cartongesso devono essere uguali)

An example of wall installation **without drywall** (the distance "X" between the ceiling and the bottom of the bracket unit and the frame of the false ceiling must be the same)

CORNER

XG2045



CE IP20

(XG2045-TRACK+XM001.050.0110 or XM002.050.0110+XM45-T)

Sistema modulare LED in alluminio estruso verniciato bianco, da incasso a scomparsa totale (trimless) per applicazioni in cartongesso. Oltre alla possibilità di installazione a parete e soffitto, in posizione orizzontale e verticale, si presta in modo particolare per installazioni perimetrali. Grazie alla riflessione della luce interna, il profilo non necessita di un diffusore in policarbonato.

Trimless modular LED system in extruded aluminum painted white for use in false ceiling. Besides the possibility of horizontal or vertical installation on walls and ceilings, this system is particularly suitable for perimeter installation. Due to the reflection of the internal light, this profile does not require a polycarbonate diffuser.

LED-Modulsystem aus extrudiertem Aluminium, weiß lackiert, für Komplettinbau (Trimless) in Gipskartonwänden. Neben der waagrechten und senkrechten Wand- und Deckeninstallation eignet sich dieses System insbesondere auch für Umfangsinstallationen. Dank der inneren Lichtreflexion benötigt das Profil keinen Polycarbonat-Lichtverteiler

Sistema modular LED en aluminio extruido barnizado blanco, tanto empotrado como completamente abatible (trimless) para aplicaciones en cartón piedra. Además de la posibilidad de instalación de pared y techo, en posición horizontal y vertical, se presta, de manera particular, para instalaciones perimétricas. Gracias a la reflexión de la luz interior, el perfil no necesita un difusor en policarbonato.

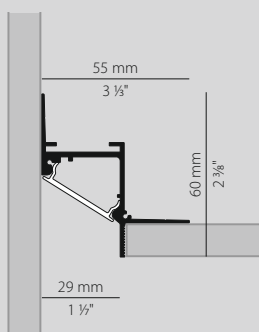
Système modulaire LED en aluminium extrudé peint en blanc, encastré retractable totalement (trimless) pour des applications en plaques de plâtre. Outre la possibilité d'une installation à mur et au plafond, en position horizontale et verticale, il est particulièrement adapté aux installations périmétrales. En raison de la réflexion de la lumière interne, le profil ne nécessite pas d'un diffuseur en polycarbonate.

Модульная светодиодная система из экструдированного алюминия окрашенного в белый цвет, полностью встраиваемая (trimless), предназначена для монтажа в гипсокартон. Помимо горизонтальной и вертикальной установки на стены и потолок, прекрасно подходит для монтажа по периметру. Благодаря внутреннему отражению света нет необходимости в использовании рассеивателя из поликарбоната.





XG2045




Electric options	page 462
Dimming	466-467
Technical information	470
Wiring diagram 1-2	470

Corner_

PROFILE	CODICE / CODE	L MM	L INCHES											
	<input type="checkbox"/> XG2045-50 TRACK	510	20"											
	XG2045-100 TRACK	1010	40"											
	XG2045-200 TRACK	2010	79 1/8"											
	XG2045-300 TRACK	3010	118 1/2"											
LED MODULE				<table border="1"> <thead> <tr> <th>LED</th> <th></th> </tr> </thead> <tbody> <tr> <td>XM001.050.0110</td> <td>500 125 mm</td> </tr> <tr> <td>XM001.012.0110</td> <td>125</td> </tr> <tr> <td>XM002.050.0110</td> <td>500 72 mm</td> </tr> <tr> <td>XM002.007.0110</td> <td>72</td> </tr> </tbody> </table>	LED		XM001.050.0110	500 125 mm	XM001.012.0110	125	XM002.050.0110	500 72 mm	XM002.007.0110	72
LED														
XM001.050.0110	500 125 mm													
XM001.012.0110	125													
XM002.050.0110	500 72 mm													
XM002.007.0110	72													

Disponibili anche rotte LED a 1 row N, 1 row HE, 1row HD. Vedi pagina 463 electric options
 Also available LED rolls to 1 row N, 1 row HE, 1row HD. See page 463 electric options
 LED-Rollen 1 row N, 1 row HE, 1row HD lieferbar.
 Siehe Seite 463 electric options
 Disponibles también rotte LED a 1 row N, 1 row HE, 1row HD. Ver página 463 electric options
 Aussi disponibles rotte LED à 1 row N, 1 row HE, 1row HD. Voir page 463 Options électriques
 Возможные варианты светодиодных лент: 1 row N, 1 row HE, 1row HD. Страницу 463 electric options



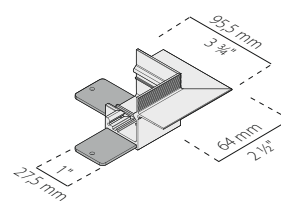
• UGR < 19 in funzione delle condizioni di installazione
 UGR < 19 depending on installation conditions

Per alimentatori vedi pagina 466 electric options
 For power supplies see on page 466 electric options

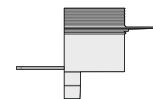
Fotometrie e Classi Energetiche disponibili www.panzeri.it
 Photometric data and Energy Label available at www.panzeri.it

XM2045-U90 1

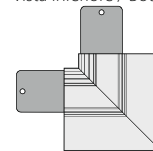
Angolo 1 piano 90° parete-parete/soffitto-soffitto misure esterne 64x64mm
 Angle 1 horizontal 90° wall-wall / ceiling-ceiling, external measurements 64x64mm
 90°-Winkel 1, flach, Wand-Wand/Decke-Decke, Außenmaße 64x64mm
 Ángulo 1ª tabla 90° pared-pared/techo-techo medidas exteriores 64x64mm
 Angle 1 plan 90° mur-mur/plafond-plafond mesures extérieures 64x64mm
 угол 1 плоский 90° стена-стена/потолок-потолок, внешние размеры 64x64 мм



Vista laterale / Side view

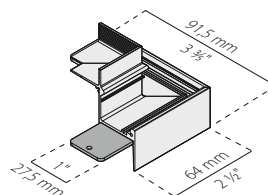


Vista inferiore / Bottom view

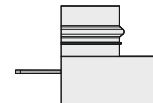


XM2045-U90 2

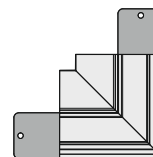
Angolo 2 piano 90° parete-parete/soffitto-soffitto misure esterne 64x64mm
 Angle 2 horizontal 90° wall-wall / ceiling-ceiling, external measurements 64x64mm
 90°-Winkel 2, flach, Wand-Wand/Decke-Decke, Außenmaße 64x64mm
 Ángulo 2ª tabla 90° pared-pared/techo-techo medidas exteriores 64x64mm
 Angle 2 plan 90° mur-mur / plafond-plafond mesures extérieures 64x64mm
 угол 2 плоский 90° стена-стена/потолок-потолок, внешние размеры 64x64 мм



Vista laterale / Side view

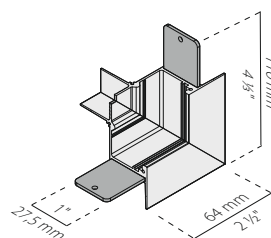


Vista inferiore / Bottom view

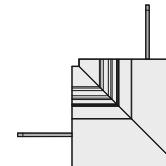


XM2045-ANG 3

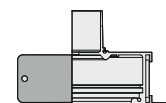
Angolo 3 verticale 90° parete-soffitto/parete-parete misura esterne 64x64mm
 Angle 3 vertical 90° wall-ceiling / wall-wall, external measurements 64x64mm
 90°-Winkel 3, vertikal, Wand-Decke/Wand-Wand, Außenmaße 64x64mm
 Ángulo 3 vertical 90° pared-techo/pared-pared medidas exteriores 64x64mm
 angle 3 vertical 90° mur - plafond/mur - mur mesures extérieures 64x64mm
 угол 3 вертикальный 90° стена-потолок/стена-стена, внешние размеры 64x64 мм



Vista laterale / Side view

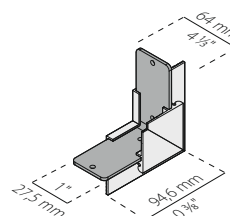


Vista inferiore / Bottom view

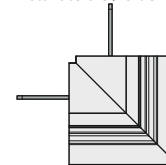


XM2045-ANG 4

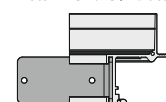
Angolo 4 orizzontale 90° parete-parete misura esterne 64x64mm
 Angle 4 horizontal 90° wall-wall, external measurements 64x64mm
 90°-Winkel 4, horizontal, Wand-Wand, Außenmaße 64x64mm
 Ángulo 4 horizontal 90° pared-pared medidas exteriores 64x64mm
 angle 4 horizontal 90° mur-mur mesures extérieures 64x64mm
 угол 4 вертикальный 90° стена-стена, внешние размеры 64x64 мм



Vista laterale / Side view

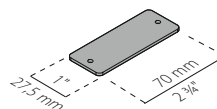


Vista inferiore / Bottom view



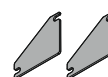
XM2045-U

Giunzione lineare / Linear junction
 Gerade Verbindungen / Enlace lineal
 Jonction linéaire / линейных соединителей



XM2045-T

Coppia di elementi terminali con viti / Pair of end segments with screws
 Paar Abschlusselemente mit Schrauben / Pareja elementos terminale con tornillos
 Pair of éléments avec bornes à vis / терминальных заглушек с винтами



XM2045-U

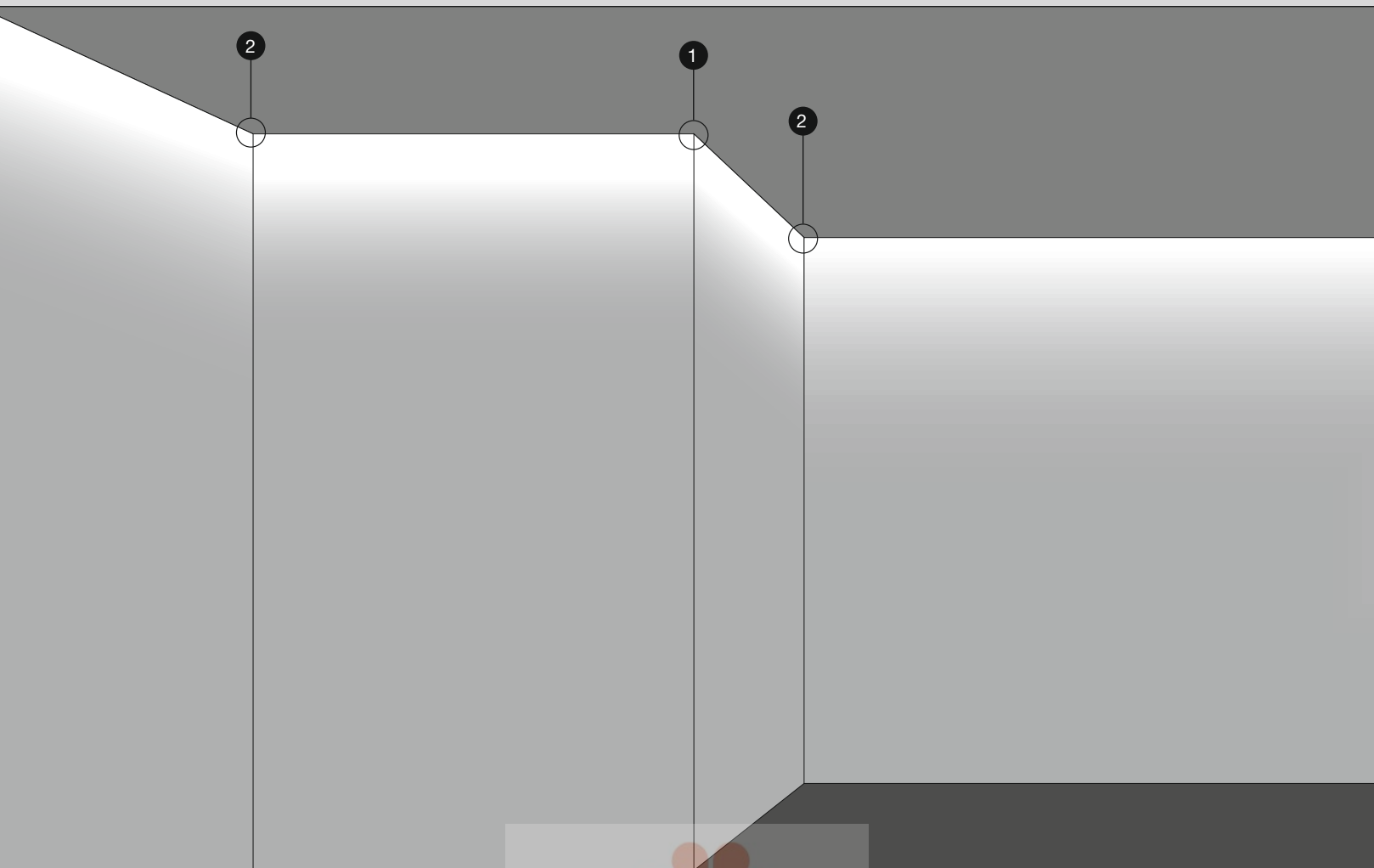
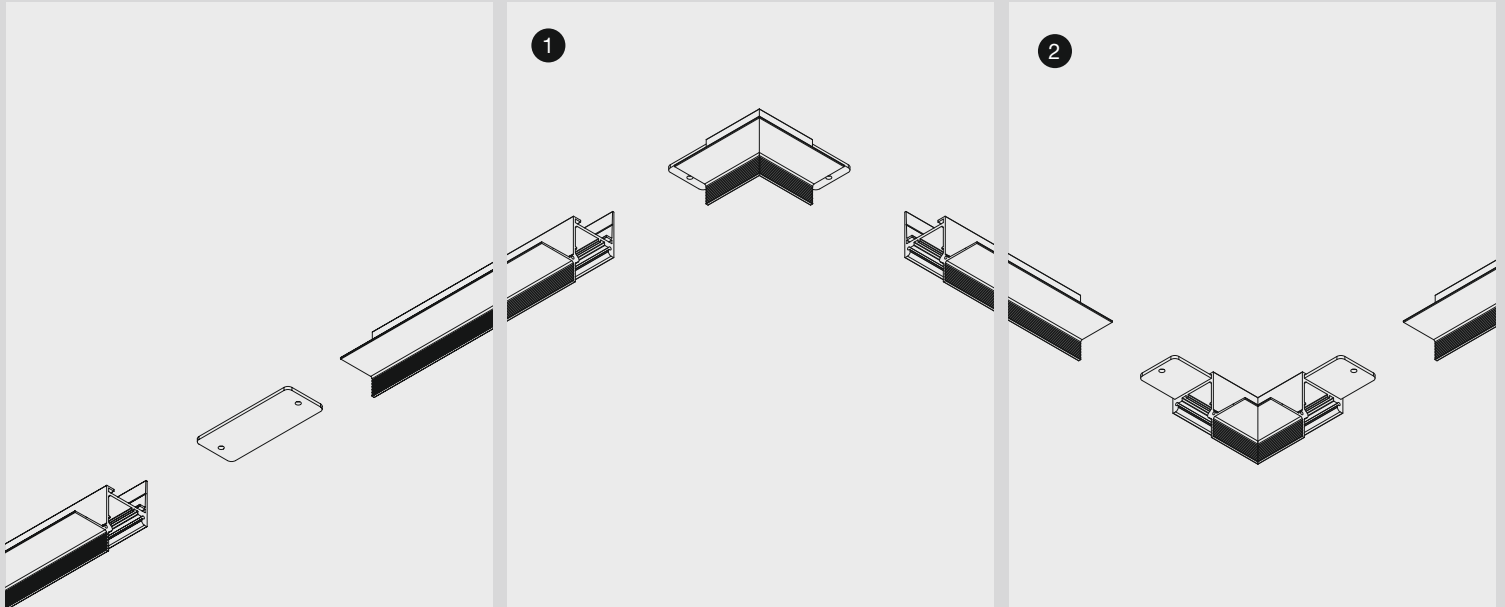
Giunzione lineare
Linear junction

XM2045-U90 1

Angolo 1 piano 90° parete-parete / soffitto-soffitto misure esterne 64x64mm
Angle 1 horizontal 90 ° wall-wall / ceiling-ceiling, external measurements 64x64mm

XM2045-U90 2

Angolo 2 piano 90° parete-parete / soffitto-soffitto misure esterne 64x64mm
Angle 2 horizontal 90 ° wall-wall / ceiling-ceiling, external measurements 64x64mm



XM2045-ANG 3

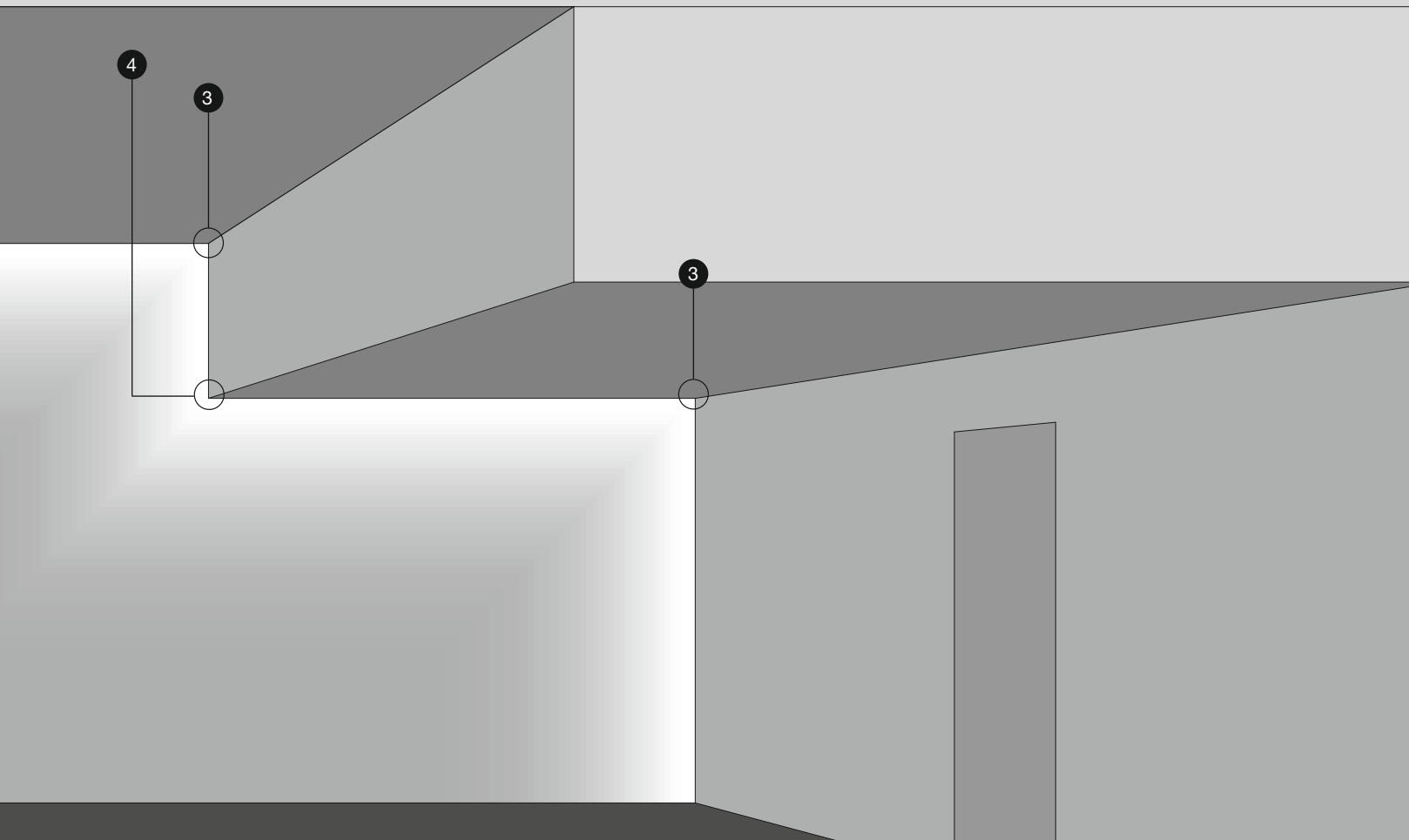
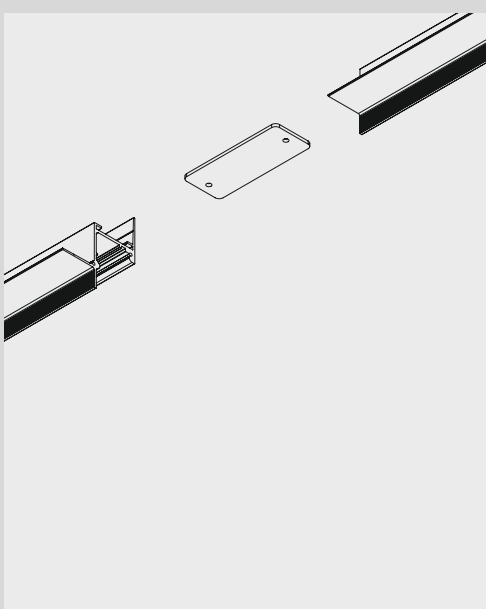
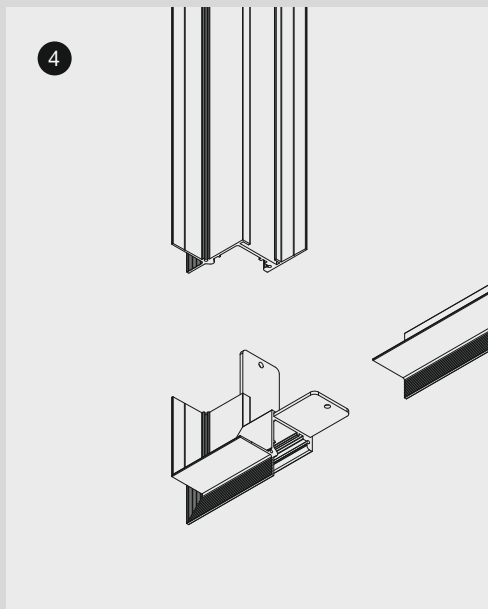
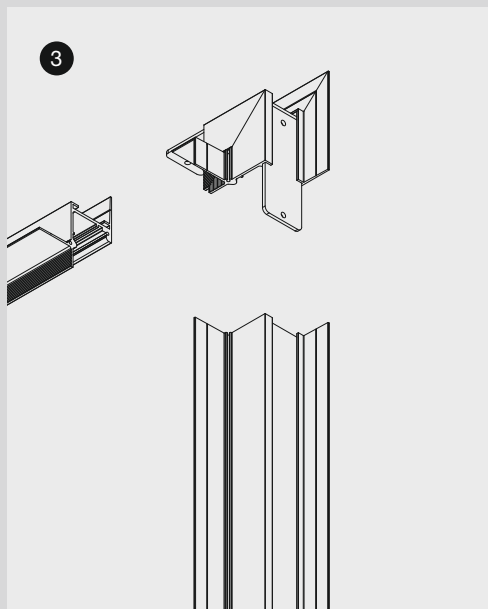
Angolo 3 verticale 90° parete-soffitto/parete-parete misure esterne 64x64mm

Angle 3 vertical 90 ° wall-ceiling / wall-wall, external measurements 64x64mm

XM2045-ANG 4

Angolo 4 orizzontale 90° parete-parete misure esterne 64x64mm

Angle 4 horizontal 90 ° wall-wall, external measurements 64x64mm



GIANO

XP246



CE IP40

(XP246+XM002.050.0110+
XM246T+KIT ALIM.)

Sistema modulare in alluminio estruso disponibile in versione sospensione o parete. Sorgente luminosa composta da modulo LED a luce diretta e indiretta e driver ON/ OFF con accensione separata o DALI/PUSH DIM integrato all'interno del profilo. Finitura con vernice poliacrilica in bianco o nero e finitura frontale del profilo liscia. Schermo in policarbonato estruso opale o microprismatico. Ideale per uffici, corridoi, scale.

Modular extruded aluminum wall and suspension system. Light source made of LED module with direct and indirect light and separate switching ON/OFF or DALI/PUSH DIM integrated drivers. Finish in polyacrylic paint in white or black and smooth front finish of the profile. Diffuser in opal or micro prismatic polycarbonate. Ideal for offices, corridors, stairways.

Modulare System aus stranggepresstem Aluminium als Pendel- oder Wandversion. Das LED-Modul sorgt für direktes und indirektes Licht, die Varianten sind als EIN / AUS Version mit separatem Schalter oder als DALI / PUSH im Profil integriert zu erhalten. Polyacryl-Lack in weiß oder schwarz. Die Abdeckung ist als opales - oder mikroprisma extrudierten Polycarbonat wählbar. Bildschirmtauglich. Ideal für Büros, Flure, Treppen.

Sistema modular de aluminio extruido disponible en versión de suspensión o de pared. Fuente luminosa formada por módulo LED con luz directa e indirecta y controlador ON/OFF con ignición separada o DALI/PUSH DIM integrada en el mismo perfil. Acabado con barniz poliacrílico de color blanco o negro y acabado frontal del perfil liso. Pantalla de policarbonato extruido, opalino o micro prismático. Ideal para oficinas, pasillos y escaleras.

Système modulaire en aluminium extrudé disponible en version suspension ou murale. Source lumineuse LED à lumière directe et indirecte ; driver ON/OFF avec allumage séparé ou DALI/PUSH DIM incorporé dans le profil. Finition avec peinture polyacrylique blanche ou noire et finition frontale du profil lisse. Écran en polycarbonate extrudé opale ou microprismatique. Idéal pour bureaux, couloirs, escaliers.

Модульная настенная и подвесная система из экструдированного алюминия. Оснащена светодиодным модулем с прямым и отраженным светом отдельного включения / выключения или DALI / PUSH DIM регулирования. Окрашена полиакриловой краской в белый или черный цвет, гладкий профиль. Диффузор из матового или микропризматического поликарбоната. Идеально подходит для офисов, коридоров, лестниц.

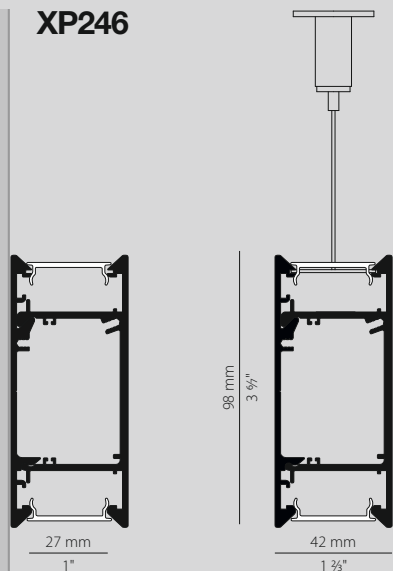










XP246



Electric options	page 462
Technical information	470
Wiring diagram 1-2	470

Giano_

LED CE IP40 850°

	CODICE / CODE	L MM	L INCHES	
Due schermi opali inclusi Two opal diffusers included	XP246__050.0099	515	20 3/4"	
	XP246__100.0099	1015	40"	
	XP246__200.0099	2015	79 3/5"	
	XP246__300.0099	3015	118 4/5"	
	XM002.050.0110	500	 72 mm	12W 3000K Ra 80 24V 49 LED 1520 lm
	XM002.007.0110	72		1,7W 3000K Ra 80 24V 7 LED 217 lm

CODICI COLORI DISPONIBILI / COLOUR CODES AVAILABLE


- | | |
|--|--|
| 46 Bianco + diffusori opali
White + opal diffusers | 48 Nero + diffusori opali
Black + opal diffusers |
|--|--|



Disponibili anche rolla LED a 1 row HD.
Vedi pagina 463 electric options
Also available LED roll 1 row HD.
See page 463 electric options
LED-Rollen 1 row HD lieferbar.
Siehe Seite 463 electric options
Disponibles también rolla LED a 1 row HD.
Ver página 463 electric options
Aussi disponibles rolle LED à 1 row HD.
Voir page 463 Options électriques
Возможные варианты светодиодных лент: 1 row HD.
Страницу 463 electric options

XM1ROW HD/5MT

STRIP ROLL 1 ROW 5 MT 3000K 24V

 42mm
5 x 168 led/mt - 5 x 17 W/mt
5 x 1590 lm/mt Ra 80



Strip roll 1 row HD

- UGR < 19 in funzione delle condizioni di installazione
UGR < 19 depending on installation conditions

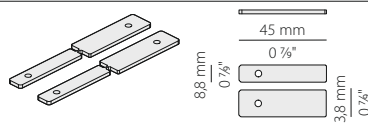
Fotometrie e Classi Energetiche disponibili www.panzeri.it
Photometric data and Energy Label available at www.panzeri.it





XM246-U

Doppia coppia giunzione lineare / Doble pair of linear junctions
Zwei paar gerade Verbindungen / Doble pareja enlace lineal
Double couple jonction linéaire / пара линейных соединителей

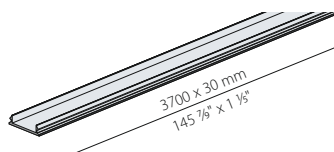


XM2033/34/46-370S

Diffusore in policarbonato mm 3700
Polycarbonate diffuser mm 3700

XM2033/34/46-370S PR •

Diffusore microprismato bordi laterali opale mm 3700
Microprismatic diffuser opal side edges mm 3700



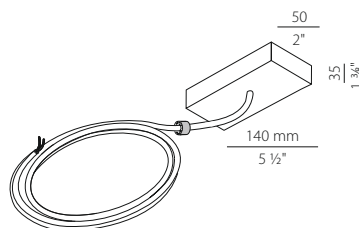
XM246-T

Coppia elementi terminali con viti / Pair of end segments with screws
Paar Abschlusselemente mit Schrauben / Pareja elementos terminales con tornillos
Couple éléments avec bornes à vis / пара терминальных заглушек с винтами



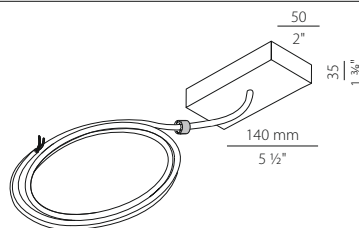
XM2038/46-3

Kit di alimentazione 3 poli + cavo lunghezza cm 220. Rosone bianco
 Power Supply Kit with 3-pole cable cm 220 length. White canopy
 Verbindung 3-polig cm 220 Länge. Weiße Rosette
 Kit de alimentación con cable de 3 polos largo cm 220. Rosetón blanco
 Kit d'alimentation avec câble de 3 pôles longueur cm 220. Rosace blanc
 Комплект для подвода питания с 3-х полюсным проводом см 220, розон белый



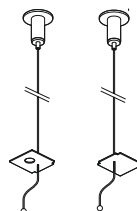
XM2038/46-5

Kit di alimentazione 5 poli + cavo lunghezza cm 220. Rosone bianco
 Power Supply Kit with 5-pole cable cm 220 length. White canopy
 Verbindung 5-polig cm 220 Länge. Weiße Rosette
 Kit de alimentación con cable de 5 polos largo cm 220. Rosetón blanco
 Kit d'alimentation avec câble de 5 pôles longueur cm 220. Rosace blanc
 Комплект для подвода питания с 5-и полюсным проводом см 220, розон белый



XM246-KIT-S

Coppia kit sospensione per estremità
 Couple of side suspension kit
 Paar Außen Hängeleuchte kit
 Pareja de cables laterales por suspensión
 Paire de kit de suspension latérales



XM246-KIT-S1

Singolo kit sospensione inframezzo
 Single middle suspension kit
 Einzel mittlere Hängeleuchte kit
 Cable mediano por suspensión
 kit de suspension central



XM30/24I

V in 220-240V AC D out 24V DC W 5-30 λ 090

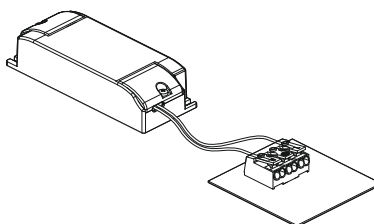
XM60/24I

V in 220-240V AC D out 24V DC W 20-60 λ 090

XM150/24I

V in 220-240V AC D out 24V DC W 150 λ 096

Kit alimentazione interna / Power supply kit / Treiber kit
 Equipo interno / Kit d'alimentation



XM35/24I DIM

V in 220-240V AC D out 24V DC W 35 λ 090

XM60/24I DIM

V in 220-240V AC D out 24V DC W 60 λ 090

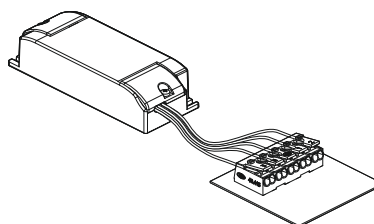
XM100/24I DIM

V in 220-240V AC D out 24V DC W 100 λ 096

XM150/24I DIM

V in 220-240V AC D out 24V DC W 150 λ 096

Kit alimentazione dali/push dim interna / Dali/push dim power supply kit
 Dali/push dim treiber kit / Equipo interno dimmable / Kit d'alimentation



DRIVER MATRIX XP246

CODE	KIT ALIMENTAZIONE INTERNA POWER SUPPLY KIT	KIT ALIMENTAZIONE DALI/PUSH DIM INTERNA DALI/PUSH DIM POWER SUPPLY KIT
XP24646.050.0099	1x XM30/24I	1x XM35/24I DIM
XP24646.100.0099	1x XM60/24I	1x XM60/24I DIM
XP24646.200.0099	1x XM150/24I	1x XM100/24I DIM
XP24646.300.0099	1x XM150/24I	1x XM150/24I DIM

Invisibili_

- 428 XGQ0998
- 429 XGQ0998GL
- 429 XGQ0998GU10
- 430 XGQ0999
- 430 XGQ1000-1
- 431 XGQ1000-2
- 431 XGQ1000-3
- 432 XGQ1004
- 433 XGQ1004-45
- 433 XGQ1004-GL
- 434 XGQ1015
- 435 XGQ1019
- 436 XGQ1022
- 438 XGQ1025
- 438 XGQ1026
- 440 XGQ1031
- 441 XGQ1032
- 442 XGQ1034-1
- 442 XGQ1034-2
- 443 XGQ1034-3
- 445 XGQ1203
- 446 XGQ1205
- 448 XGQ1210
- 449 XGQ1211
- 428 XGR0997
- 435 XGR1020
- 436 XGR1021
- 437 XGR1023
- 437 XGR1024
- 439 XGR1027
- 439 XGR1030-2
- 444 XGR1036
- 445 XGR1202
- 447 XGR1206

PUREZZA ED ESSENZIALITÀ NATURALI

Il passato è rappresentato da un prodotto tradizionale: un elemento in gesso, esistente già da diversi anni nel settore dell'illuminazione architettonica. Un prodotto sempre più diffuso perché semplice, facile da installare e di grande impatto estetico. Il presente è la creazione della collezione INVISIBILI; un progetto innovativo che, partendo da un prodotto esistente, lo scompone, lo ripensa per poi ridisegnarlo secondo le più moderne tecnologie e per meglio adattarlo alle nuove esigenze abitative. Nel mezzo la filosofia di Panzeri che, avendo maturato nel tempo una profonda "cultura del progetto", non si accontenta di replicare un oggetto, magari dandogli una forma nuova, ma che accetta la sfida di reinventarlo completamente. Ed è proprio da questo amore per la ricerca e l'innovazione che nascono gli INVISIBILI, una completa linea di elementi in gesso realizzati con materiali assolutamente naturali e riprogettati sotto tutti i punti di vista. Una linea di prodotti che rappresenta la massima espressione della filosofia PUREWHITE di Panzeri. PURE: puro come il materiale utilizzato: il gesso. Semplice, naturale ed ecocompatibile, atossico sia per l'uomo sia per l'ambiente e, soprattutto, testato secondo le più severe norme tecniche in vigore e certificato dai più prestigiosi e autorevoli istituti europei. WHITE: bianco come una lieve pennellata di luce che trasforma ogni superficie in un'affascinante opera d'arte contemporanea. La luce si fa materia e la materia luce, liberandosi da ogni supporto visibile.

Arch. Massimo Rosati

INVIS

NATURAL SIMPLICITY AND PURITY

The past is represented by a traditional product: an element in plaster, which has existed for many years in the field of architectural lighting. INVISIBILI is an increasingly popular product because of its innate simplicity, its easy installation and its great aesthetic impact. The present is the creation of the innovative collection INVISIBILI, which originated from an existing product. The design was dismantled, re-thought and then redesigned using the latest technologies and adapted to new housing needs. At the heart of the philosophy of Panzeri there is a profound sense of “design” culture: it is not sufficient to replicate an object, perhaps giving it a new form; instead Panzeri accept the challenge to reinvent the product completely. It is from this love of research and innovation that INVISIBILI was created - a complete range of items made of plaster with natural materials and redesigned in all its aspects. A product range that represents the ultimate expression of the philosophy of PUREWHITE™ by Panzeri. PURE: pure as the material used, chalk. Simple, natural and environmentally friendly, non-toxic for humans and the environment and, most importantly, tested according to the most stringent technical standards and certified by the most prestigious and influential institutions in Europe. WHITE: white as a narrow ray of light that transforms any surface into an attractive piece of contemporary art. Light becomes matter and matter light, freed from any visible support.

Arch. Massimo Rosati

PURE™
WHITE

INVISIBILI

Soluzioni d'illuminazione da parete e soffitto ad effetto invisibile. Semplicità in fase di installazione, totale libertà nella finitura.

Solutions for wall and ceiling lighting with invisibility effect. Simplicity in installation, total freedom in finishings.

Beleuchtungslösungen mit unsichtbaren Einbau-Deckenleuchten. Einfacher Einbau, völlige Freiheit in der Ausführung.

Soluciones para la iluminación de pared y techo con efecto de invisibilidad. La simplicidad en la instalación, la libertad total en acabados.

Des solutions d'éclairage au mur et au plafond d'un effet invisible. Simplicité dans la phase de l'installation, liberté totale dans la finition.

Невидимые потолочные и настенные встраиваемые светильники. Простота установки, полная свобода в выборе отделки.



PURE™
WHITE



In cinque mosse: prendi la misura, taglia, inserisci, avvita e stucca. Un sistema di illuminazione a scomparsa totale.

In five moves: take measurements, cut, insert, screw and plaster. A completely invisible lighting system.

Nur fünf Handgriffe: messen, schneiden, einsetzen, anschrauben und kitten. Ein voll eingebautes Beleuchtungssystem.

En cinco movimientos: dar la medida, cortar, insertar, atornillar y estucar. Un sistema de iluminación a desaparación total.

En cinq mouvements: prendre la mesure, couper, inserer, visser et stuquer. Systeme d'eclairage totalement invisible.

За пять шагов: измерь, отрежь, вставь, прикрути и заштукатурь. Абсолютно невидимая система освещения.



Per ogni articolo quadrato a catalogo (XGQ) sono disponibili opportune casseforme per laterizio/calcestruzzo con microregolazione per allineamento.


For every square item in the catalogue (XGQ), brick/concrete housings with micro-adjustment for alignment are available.

Für jeden Artikel im Katalog (XGQ) sind entsprechende Gehäuse für Ziegelgemäuer/ Beton mit Ausrichtungsregulierung lieferbar.

Para cada artículo cuadrado (XGQ) del catalogo están disponibles cajas para empotrar en el ladrillo/hormigón con micro ajuste para la alineación.

Pour chaque article carre du catalogue (XGQ) sont disponibles des coffrages appropriés pour briques/ beton avec microreglage pour l'alignement.

Для каждого квадратного элемента в каталоге (XGQ) возможно заказать соответствующие каркасы для встройки в кирпич/бетон с микрорегулятором для выравнивания.



PURE™
WHITE

Incasso in gesso fesso
Fixed plaster recessed
Feste Einbauleuchte in Gips
Empotrable en yeso fijo
Spots encastrés en gypse fixe
ФИКСИРОВАННЫЙ ВСТРАИВАЕМЫЙ СВЕТИЛЬНИК ИЗ ГИПСА

Energy Label available at www.panzeri.it

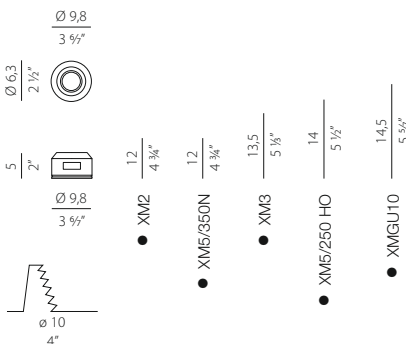


Example of bulb

XGR0997

XM3 lampholder + terminal block
 Max 50W GU10

CE IP20



+ Electric options

(see details on page 462)

XM2 lampholder + terminal block
 XMGU10 retrofit led lamp
 XM5/350N LED
 XM5/250 HO LED
 XM6/350/12 DRIVER
 XM6/250/10 DRIVER
 XM6-20 D/P MULTI DRIVER ★
 XM6-25 D/P MULTI DRIVER

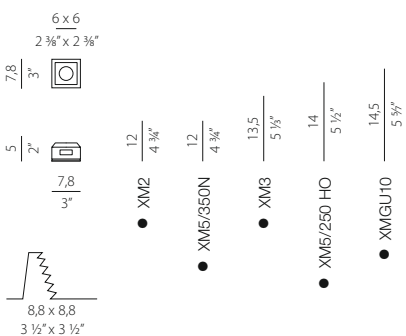


Example of bulb

XGQ0998

XM3 lampholder + terminal block
 Max 50W GU10

CE IP20



+ Electric options

(see details on page 462)

XM2 lampholder + terminal block
 XMGU10 retrofit led lamp
 XM5/350N LED
 XM5/250 HO LED
 XM6/350/12 DRIVER
 XM6/250/10 DRIVER
 XM6-20 D/P MULTI DRIVER ★
 XM6-25 D/P MULTI DRIVER

XM0998

85x85x155 mm

Cassaforma per laterizio / calcestruzzo con microregolazione per allineamento. **Gruppo di alimentazione da prevedere remoto fuori dalla cassaforma.**

Brick/concrete housing with micro-adjustment for alignment. **Electrical power supply must be remote outside of the housing.**

Gehäuse für Ziegelstein / Beton mit Ausrichtungregulierung. **Das Vorschaltgerät ist ausserhalb des Gehäuses anzubringen.**

Caja para empotrar en el ladrillo/hormigón con micro ajuste para la alineación. **Grupo de alimentación que tienen que permanecer lejanos del encofrado.**

Coffrage pour briques/béton avec microréglage pour l'alignement. **Groupe d'alimentation à prévoir loin hors du coffrage.**

КАРКАС ДЛЯ КИРПИЧА/БЕТОНА С МИКРОРЕГУЛЯТОРОМ ДЛЯ ВЫРАВНИВАНИЯ. **БЛОК ПИТАНИЯ УСТАНОВЛИВАЕТСЯ ВНЕ МОНТАЖНОЙ РАМКИ, НА РАССТОЯНИИ ОТ СВЕТИЛЬНИКА.**

I prodotti sono venduti con alimentazione di serie GU10. Le elettrificazioni opzionali (XM2, XMGU10, XM5/350N, XM5/250 HO) e gli Optionals (XM6/350/12, XM6/250/10, XM6-20 D/P MULTI, XM6-25 D/P MULTI) sono forniti separatamente al prodotto e vanno perciò sostituiti a quelli di serie.

The products are sold with GU10 fittings. Different types of electricity supply (XM2, XMGU10, XM5/350N, XM5/250 HO) and the Optionals (XM6/350/12, XM6/250/10, XM6-20 D/P MULTI, XM6-25 D/P MULTI) substitute the series fitting.

Die Produkte werden mit GU10 Ausführung verkauft. Die optionalen Elektrifizierungen (XM2, XMGU10, XM5/350N, XM5/250 HO) und die Optionals (XM6/350/12, XM6/250/10, XM6-20 D/P MULTI, XM6-25 D/P MULTI) werden getrennt verkauft und sind somit anstatt der Standardausführung zu verwenden.

Los productos se venden con alimentaciones GU10 de serie. Las electrificaciones opcionales (XM2, XMGU10, XM5/350N, XM5/250 HO) y los Optionals (XM6/350/12, XM6/250/10, XM6-20 D/P MULTI, XM6-25 D/P MULTI) son dadas separatamente al producto y van a sustituir a aquellas de serie.

Les produits sont vendus avec alimentation GU10 de série. Ulérieures électrifications (XM2, XMGU10, XM5/350N, XM5/250 HO) et les Optionals (XM6/350/12, XM6/250/10, XM6-20 D/P MULTI, XM6-25 D/P MULTI) sont vendus séparément du produit et doivent remplacer celle de série.

АРТИКУЛЫ КОМПЛЕКТУЮТСЯ ЭЛЕКТРИЧЕСКОЙ НАЧИНКОЙ ДЛЯ GU10. КОМПОНЕНТЫ ДЛЯ ВАРИАНТОВ С (XM2, XMGU10, XM5/350N, XM5/250 HO) И АКССУАРЫ (XM6/350/12, XM6/250/10, XM6-20 D/P MULTI, XM6-25 D/P MULTI) ПОСТАВЛЯЮТСЯ ОТДЕЛЬНО ОТ СВЕТИЛЬНИКА И ДОЛЖНЫ БЫТЬ УСТАНОВЛЕНЫ ВМЕСТО СТАНДАРТНОЙ НАЧИНКИ.

● Minima altezza di ingombro dell'apparecchio (le quote minime del vano di incasso sono riportate sul foglio di istruzioni)

Minimum height of the appliance (see the minimum values for housing compartment in the instruction sheets)

Mindesthöhe des Gerätes (für die minimalwerte der Einbauöffnung siehe Montageanleitung)

Altura mínima de espacio de dispositivo (ver los valores mínimos de la corte de montaje en las hojas de instrucciones)

Hauteur minimum d'encombrement de l'appareil (voir les valeurs minimales du compartiment encastré dans les instructions d'installation)

МИНИМАЛЬНАЯ ГАБАРИТНАЯ ВЫСОТА ПРИБОРА (МИНИМАЛЬНЫЕ РАЗМЕРЫ НИШИ ДЛЯ ВСТРАИВАНИЯ УКАЗАНЫ В ИНСТРУКЦИИ ПО МОНТАЖУ)

★ Dimensione dell'alimentatore maggiore del foro d'incasso, dunque installare l'alimentatore in apposito vano d'ispezione.

Power supply unit is larger than the recess hole, install the power supply unit in a special inspection compartment.

Das Vorschaltgerät ist größer als die Einbauöffnung: das Vorschaltgerät ist in einem entsprechenden Inspektionsfach zu installieren.

Dimensión del alimentador mayor que el agujero de empotre, pues instalar el alimentador en el correspondiente hueco de inspección.

Dimension de l'alimentateur supérieure au trou d'encaissement, donc installer l'alimentateur dans un compartiment spécial d'inspection.

РАЗМЕРЫ БЛОКА ПИТАНИЯ ПРЕВЫШАЮТ РАЗМЕРЫ МОНТАЖНОГО ОТВЕРСТИЯ, В СВЯЗИ С ЭТИМ ПРЕДЛОЖАЕМ ОТДЕЛЬНО МЕСТО ДЛЯ УСТАНОВКИ БЛОКА ПИТАНИЯ.

Fotometrie disponibili www.panzeri.it / Photometric data available at www.panzeri.it

Incasso in gesso fesso
Fixed plaster recessed
Feste einbauleuchte in gips
Empotrable en yeso fijo
Spots encastrés en gypse fixe
ФИКСИРОВАННЫЙ ВСТРАИВАЕМЫЙ СВЕТИЛЬНИК ИЗ ГИПСА

Energy Label available at www.panzeri.it



Example of bulb

XGQ0998GU10

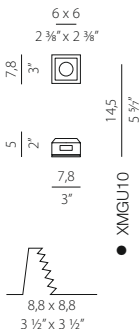
XM3 lampholder + terminal block + incl.

■ LED BULB 7W GU10 3000K 36°

Ra 80 600lm 110-240V

Not dimmable

CE IP20



■ Inclusa lampadina / Included bulb



XGQ0998-GL

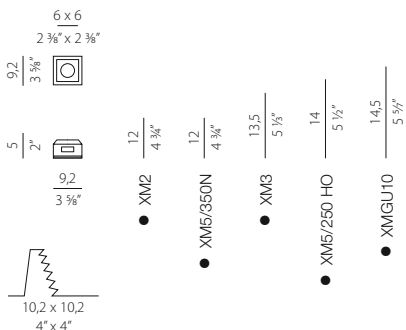
XM3 lampholder + terminal block + incl.

LED BULB 7W GU10 3000 K 36°

Ra 80 600lm 110-240V

Not dimmable

CE IP20



+ Electric options

(see details on page 462)

XM2 lampholder + terminal block

XMGU10 retrofit led lamp

XM5/350N LED

XM5/250 HO LED

XM6/350/12 DRIVER

XM6/250/10 DRIVER

XM6-20 D/P MULTI DRIVER *

XM6-25 D/P MULTI DRIVER

Con vetro
 With glass
 Mit glas
 Con vidrio
 Avec verre
 ФИКСИРОВАННЫЙ СО СТЕКЛОМ

XM0998GU10 / XGQ0998GL

95x95x155 mm

<p>Cassaforma per laterizio / calcestruzzo con microrregolazione per allineamento. Gruppo di alimentazione da prevedere remoto fuori dalla cassaforma.</p>	<p>Brick/concrete housing with micro-adjustment for alignment. Electrical power supply must be remote outside of the housing.</p>	<p>Gehäuse für Ziegelstein / Beton mit Ausrichtungregulierung. Das Vorschaltgerät ist ausserhalb des Gehäuses anzubringen.</p>	<p>Caja para empotrar en el ladrillo/hormigón con micro ajuste para la alineación. Grupo de alimentación que tienen que permanecer lejanos del encofrado.</p>	<p>Coffrage pour briques/béton avec microréglage pour l'alignement. Grouppe d'alimentation à prévoir loin hors du coffrage.</p>	<p>КАРКАС ДЛЯ КИРПИЧА/БЕТОНА С МИКРОРЕГУЛЯТОРОМ ДЛЯ ВЫРАВНИВАНИЯ. БЛОК ПИТАНИЯ УСТАНОВЛИВАЕТСЯ ВНЕ МОНТАЖНОЙ РАМКИ, НА РАССТОЯНИИ ОТ СВЕТИЛЬНИКА.</p>
<p>XM0998-GL I prodotti sono venduti con alimentazione di serie GU10. Le elettrificazioni opzionali (XM2, XMGU10, XM5/350N, XM5/250 HO) e gli Optionals (XM6/350/12, XM6/250/10, XM6-20 D/P MULTI, XM6-25 D/P MULTI) sono forniti separatamente al prodotto e vanno perciò sostituiti a quelli di serie.</p>	<p>The products are sold with GU10 fittings. Different types of electricity supply (XM2, XMGU10, XM5/350N, XM5/250 HO) and the Optionals (XM6/350/12, XM6/250/10, XM6-20 D/P MULTI, XM6-25 D/P MULTI) substitute the series fitting.</p>	<p>Die Produkte werden mit GU10 Ausführung verkauft. Die optionalen Elektrifizierungen (XM2, XMGU10, XM5/350N, XM5/250 HO) und die Optionals (XM6/350/12, XM6/250/10, XM6-20 D/P MULTI, XM6-25 D/P MULTI) werden getrennt verkauft und sind somit anstatt der Standardausführung zu verwenden.</p>	<p>Los productos se venden con alimentaciones GU10 de serie. Las electrificaciones opcionales (XM2, XMGU10, XM5/350N, XM5/250 HO) y los Optionals (XM6/350/12, XM6/250/10, XM6-20 D/P MULTI, XM6-25 D/P MULTI) son dados separadamente al producto y van a sustituir a aquellas de serie.</p>	<p>Les produits sont vendus avec alimentation GU10 de série. Ultérieures électrifications (XM2, XMGU10, XM5/350N, XM5/250 HO) et les Optionals (XM6/350/12, XM6/250/10, XM6-20 D/P MULTI, XM6-25 D/P MULTI) sont vendus séparément du produit et doivent remplacer celle de série.</p>	<p>АРТИКУЛЫ КОМПЛЕКТУЮТСЯ ЭЛЕКТРИЧЕСКОЙ НАЧИНОККОЙ ДЛЯ GU10. КОМПОНЕНТЫ ДЛЯ ВАРИАНТОВ С (XM2, XMGU10, XM5/350N, XM5/250 HO) И АКСЕССУАРЫ (XM6/350/12, XM6/250/10, XM6-20 D/P MULTI, XM6-25 D/P MULTI) ПОСТАВЛЯЮТСЯ ОТДЕЛЬНО ОТ СВЕТИЛЬНИКА И ДОЛЖНЫ БЫТЬ УСТАНОВЛЕНЫ ВМЕСТО СТАНДАРТНОЙ НАЧИНКИ.</p>
<p>● Minima altezza di ingombro dell'apparecchio (le quote minime del vano di incasso sono riportate sul foglio di istruzioni)</p>	<p>Minimum height of the appliance (see the minimum values for housing compartment in the instruction sheets)</p>	<p>Mindesthöhe des Gerätes (für die minimalwerte der Einbauöffnung siehe Montageanleitung)</p>	<p>Altura mínima de espacio de dispositivo (ver los valores mínimos de la corte de montaje en las hojas de instrucciones)</p>	<p>Hauteur minimume d'encombrement de l'appareil (voir les valeurs minimales du compartiment encastré dans les instructions d'installation)</p>	<p>МИНИМАЛЬНАЯ ГАБАРИТНАЯ ВЫСОТА ПРИБОРА (МИНИМАЛЬНЫЕ РАЗМЕРЫ НИШИ ДЛЯ ВСТРАИВАНИЯ УКАЗАНЫ В ИНСТРУКЦИИ ПО МОНТАЖУ)</p>
<p>* Dimensione dell'alimentatore maggiore del foro d'incasso, dunque installare l'alimentatore in apposito vano d'ispezione.</p>	<p>Power supply unit is larger than the recess hole, install the power supply unit in a special inspection compartment.</p>	<p>Das Vorschaltgerät ist größer als die Einbauöffnung; das Vorschaltgerät ist in einem entsprechenden Inspektionfach zu installieren.</p>	<p>Dimensión del alimentador mayor que el agujero de empotrar, pues instalar el alimentador en el correspondiente hueco de inspección.</p>	<p>Dimension de l'alimentateur supérieure au trou d'encaissement, donc installer l'alimentateur dans un compartiment spécial d'inspection.</p>	<p>РАЗМЕРЫ БЛОКА ПИТАНИЯ ПРЕВЫШАЮТ РАЗМЕРЫ МОНТАЖНОГО ОТВЕРСТИЯ, В СВЯЗИ С ЭТИМ ПРЕДУСМОТРЕТЬ ОТДЕЛЬНО МЕСТО ДЛЯ УСТАНОВКИ БЛОКА ПИТАНИЯ.</p>

Fotometrie disponibili www.panzeri.it / Photometric data available at www.panzeri.it

Incasso in gesso completo di fareto orientabile in metallo bianco
 Plaster recessed with adjustable metal white spot
 Einbauleuchte in Gips, inklusiv ausrichtbarem Strahler in Metall weiss
 Empotrable en yeso, con spot orientable en metal blanco
 Spots encastrés en gypse avec spot orientable en metal blanc
 ВСТРАИВАЕМЫЙ СВЕТИЛЬНИК ИЗ ГИПСА С ПОВОРОТНЫМ СПОТОМ ИЗ БЕЛОГО МЕТАЛЛА

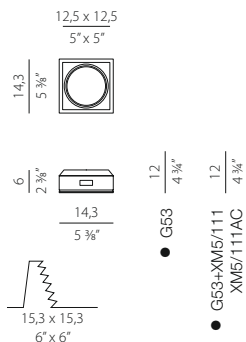
Energy Label available at www.panzeri.it



Example of bulb

XM0999

Max 75W G53 12V QR111
 CE IP20



+ Electric options

(see details on page 462)

XM3L GU10 lampholder

XM5/111 LED
 15W G53 3000K 40° 12VAC/DC 860lm
 NOT DIMMABLE

XM50/12 TRANSFORMER
 (XM5/111 LED)

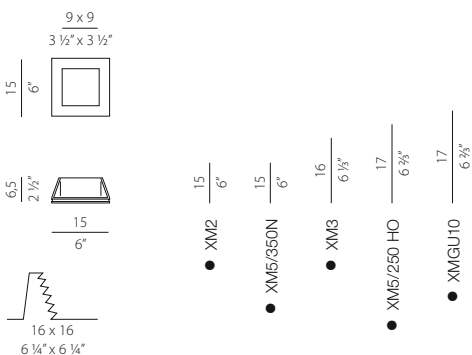
XM5/111AC
 22,5W 3000K 40° Ra 83 220-240V 1850lm
 NOT DIMMABLE



Example of bulb

XM1000-1

XM3 lampholder + terminal block
 Max 50W GU10
 CE IP20



+ Electric options

(see details on page 462)

XM2 lampholder + terminal block
 XMGU10 retrofit led lamp

XM5/350N LED
 XM5/250 HO LED
 XM6/350/12 DRIVER
 XM6/250/10 DRIVER
 XM6-20 D/P MULTI DRIVER *
 XM6-25 D/P MULTI DRIVER

XM0999
 153x153x155 mm

XM1000-1
 161x161x155 mm

	Cassaforma per laterizio / calcestruzzo con microregolazione per allineamento. Gruppo di alimentazione da prevedere remoto fuori dalla cassaforma.	Brick/concrete housing with micro-adjustment for alignment. Electrical power supply must be remote outside of the housing.	Gehäuse für Ziegelstein / Beton mit Ausrichtungregulierung. Das Vorschaltgerät ist ausserhalb des Gehäuses anzubringen.	Caja para empotrar en el ladrillo/hormigón con micro ajuste para la alineación. Grupo de alimentación que tienen que permanecer lejanos del encofrado.	Coffrage pour briques/béton avec microréglage pour l'alignement. Groupe d'alimentation à prévoir loin hors du coffrage.	КАРКАС ДЛЯ КИРПИЧА/БЕТОНА С МИКРОРЕГУЛЯТОРОМ ДЛЯ ВЫРАВНИВАНИЯ. БЛОК ПИТАНИЯ УСТАНОВЛИВАЕТСЯ ВНЕ МОНТАЖНОЙ РАМКИ, НА РАССТОЯНИИ ОТ СВЕТИЛЬНИКА.
XM0999	I prodotti sono venduti con alimentazione di serie G53 (QR111). Le elettrificazioni opzionali (XM3L, XM5/111, XM5/111AC) e gli optional (XM5012) sono fornite separatamente al prodotto e vanno perciò sostituite a quelle di serie.	The products are sold with G53 (QR111) fittings. Different types of electricity supply (XM3L, XM5/111, XM5/111AC) and the optionals (XM5012) are optional and substitute the series fitting.	Die Produkte werden mit G53 (QR111) Ausführung verkauft. Die optionalen Elektrifizierungen (XM3L, XM5/111, XM5/111AC) und die Optionals (XM5012) werden getrennt verkauft und sind somit anstatt der Standardausführung zu verwenden.	Los productos se venden con alimentaciones G53 (QR111) de serie. Las electrificaciones opcionales (XM3L, XM5/111, XM5/111AC) y los Optionals (XM5012) son dadas separatamente al producto y van a sustituir a aquellas de serie.	Les produits sont vendus avec alimentation G53 (QR111) de série. Ultérieures electrifications (XM3L, XM5/111, XM5/111AC) et les Optionals (XM5012) sont vendus séparément du produit et doivent remplacer celle de série.	АРТИКУЛЫ КОМПЛЕКТУЮТСЯ ЭЛЕКТРИЧЕСКОЙ НАЧИНКОЙ ДЛЯ G53,(QR111). КОМПОНЕНТЫ ДЛЯ ВАРИАНТА С XM3L, XM5/111, XM5/111AC И АКСЕССУАРЫ XM5012 ПОСТАВЛЯЮТСЯ ОТДЕЛЬНО ОТ СВЕТИЛЬНИКА И ДОЛЖНЫ БЫТЬ УСТАНОВЛЕНЫ ВМЕСТО СТАНДАРТНОЙ НАЧИНКИ.
	I prodotti sono venduti con alimentazione di serie GU10. Le elettrificazioni opzionali (XM2, XMGU10, XM5/350N, XM5/250 HO) e gli Optionals (XM6/350/12, XM6/250/10, XM6-20 D/P MULTI, XM6-25 D/P MULTI) sono forniti separatamente al prodotto e vanno perciò sostituiti a quelli di serie.	The products are sold with GU10 fittings. Different types of electricity supply (XM2, XMGU10, XM5/350N, XM5/250 HO) and the Optionals (XM6/350/12, XM6/250/10, XM6-20 D/P MULTI, XM6-25 D/P MULTI) substitute the series fitting.	Die Produkte werden mit GU10 Ausführung verkauft. Die optionalen Elektrifizierungen (XM2, XMGU10, XM5/350N, XM5/250 HO) und die Optionals (XM6/350/12, XM6/250/10, XM6-20 D/P MULTI, XM6-25 D/P MULTI) werden getrennt verkauft und sind somit anstatt der Standardausführung zu verwenden.	Los productos se venden con alimentaciones GU10 de serie. Las electrificaciones opcionales (XM2, XMGU10, XM5/350N, XM5/250 HO) y los Optionals (XM6/350/12, XM6/250/10, XM6-20 D/P MULTI, XM6-25 D/P MULTI) son dadas separatamente al producto y van a sustituir a aquellas de serie.	Les produits sont vendus avec alimentation GU10 de série. Ultérieures electrifications (XM2, XMGU10, XM5/350N, XM5/250 HO) et les Optionals (XM6/350/12, XM6/250/10, XM6-20 D/P MULTI, XM6-25 D/P MULTI) sont vendus séparément du produit et doivent remplacer celle de série.	АРТИКУЛЫ КОМПЛЕКТУЮТСЯ ЭЛЕКТРИЧЕСКОЙ НАЧИНКОЙ ДЛЯ GU10. КОМПОНЕНТЫ ДЛЯ ВАРИАНТОВ С (XM2, XMGU10, XM5/350N, XM5/250 HO) И АКСЕССУАРЫ (XM6/350/12, XM6/250/10, XM6-20 D/P MULTI, XM6-25 D/P MULTI) ПОСТАВЛЯЮТСЯ ОТДЕЛЬНО ОТ СВЕТИЛЬНИКА И ДОЛЖНЫ БЫТЬ УСТАНОВЛЕНЫ ВМЕСТО СТАНДАРТНОЙ НАЧИНКИ.
	<ul style="list-style-type: none"> Minima altezza di ingombro dell'apparecchio (le quote minime del vano di incasso sono riportate sul foglio di istruzioni) 	Minimum height of the appliance (see the minimum values for housing compartment in the instruction sheets)	Mindesthöhe des Gerätes (für die minimalwerte der Einbauöffnung siehe Montageanleitung)	Altura mínima de espacio de dispositivo (ver los valores mínimos de la corte de montaje en las hojas de instrucciones)	Hauteur minimum d'encombrement de l'appareil (voir les valeurs minimales du compartiment encastré dans les instructions d'installation)	МИНИМАЛЬНАЯ ГАБАРИТНАЯ ВЫСОТА ПРИБОРА (МИНИМАЛЬНЫЕ РАЗМЕРЫ НИШИ ДЛЯ ВСТРАИВАНИЯ УКАЗАНЫ В ИНСТРУКЦИИ ПО МОНТАЖУ)

Fotometrie disponibili www.panzeri.it / Photometric data available at www.panzeri.it

Incasso in gesso completo di faretto orientabile in metallo bianco
 Plaster recessed with adjustable metal white spot
 Einbauleuchte in Gips, inklusiv ausrichtbarem Strahler in Metall weiss
 Empotrable en yeso, con spot orientable en metal blanco
 Spots encastrés en gypse avec spot orientable en metal blanc
 ВСТРАИВАЕМЫЙ СВЕТИЛЬНИК ИЗ ГИПСА С ПОВОРОТНЫМ СПОТОМ ИЗ БЕЛОГО МЕТАЛЛА

Energy Label available at www.panzeri.it



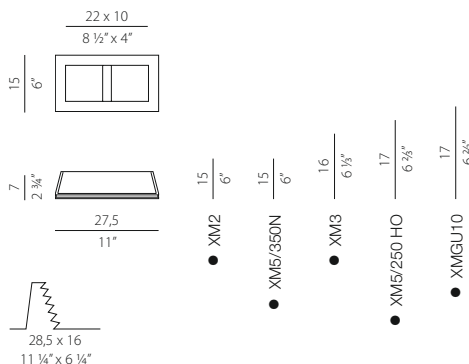
Example of bulb

XGQ1000-2

XM3 lampholder + terminal block

2 x Max 50W GU10

CE IP20



+ Electric options

(see details on page 462)

XM2 lampholder + terminal block
 XMGU10 retrofit led lamp
 XM5/350N LED
 XM5/250 HO LED
 XM6/350/12 DRIVER
 XM6/250/10 DRIVER
 XM6-20 D/P MULTI DRIVER ★
 XM6-25 D/P MULTI DRIVER



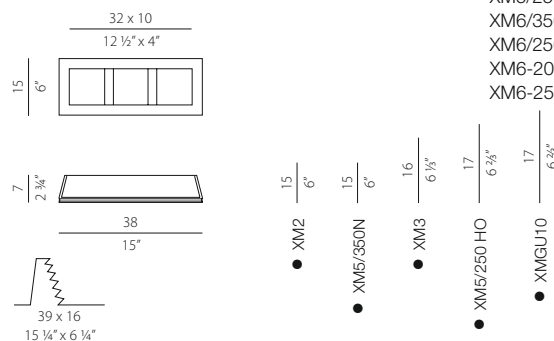
Example of bulb

XGQ1000-3

XM3 lampholder + terminal block

3 x Max 50W GU10

CE IP20



+ Electric options

(see details on page 462)

XM2 lampholder + terminal block
 XMGU10 retrofit led lamp
 XM5/350N LED
 XM5/250 HO LED
 XM6/350/12 DRIVER
 XM6/250/10 DRIVER
 XM6-20 D/P MULTI DRIVER ★
 XM6-25 D/P MULTI DRIVER

XM1000-2
 281x157x155 mm

XM1000-3
 389x157x155 mm

Cassaforma per laterizio / calcestruzzo con microregolazione per allineamento. **Gruppo di alimentazione da prevedere remoto fuori dalla cassaforma.**

Brick/concrete housing with micro-adjustment for alignment. **Electrical power supply must be remote outside of the housing.**

Gehäuse für Ziegelstein / Beton mit Ausrichtungregulierung. **Das Vorschaltgerät ist ausserhalb des Gehäuses anzubringen.**

Caja para empotrar en el ladrillo/hormigón con micro ajuste para la alineación. **Grupo de alimentación que tienen que permanecer lejanos del encofrado.**

Coffrage pour briques/béton avec microréglage pour l'alignement. **Groupe d'alimentation à prévoir loin hors du coffrage.**

КАРКАС ДЛЯ КИРПИЧА/БЕТОНА С МИКРОРЕГУЛЯТОРОМ ДЛЯ ВЫРАВНИВАНИЯ. **БЛОК ПИТАНИЯ УСТАНОВЛИВАЕТСЯ ВНЕ МОНТАЖНОЙ РАМКИ, НА РАССТОЯНИИ ОТ СВЕТИЛЬНИКА.**

I prodotti sono venduti con alimentazione di serie GU10. Le elettrificazioni opzionali (XM2, XMGU10, XM5/350N, XM5/250 HO) e gli Optionals (XM6/350/12, XM6/250/10, XM6-20 D/P MULTI, XM6-25 D/P MULTI) sono forniti separatamente al prodotto e vanno perciò sostituiti a quelli di serie.

The products are sold with GU10 fittings. Different types of electricity supply (XM2, XMGU10, XM5/350N, XM5/250 HO) and the Optionals (XM6/350/12, XM6/250/10, XM6-20 D/P MULTI, XM6-25 D/P MULTI) substitute the series fitting.

Die Produkte werden mit GU10 Ausführung verkauft. Die optionalen Elektrifizierungen (XM2, XMGU10, XM5/350N, XM5/250 HO) und die Optionals (XM6/350/12, XM6/250/10, XM6-20 D/P MULTI, XM6-25 D/P MULTI) werden getrennt verkauft und sind somit anstatt der Standardausführung zu verwenden.

Los productos se venden con alimentaciones GU10 de serie. Las electrificaciones opcionales (XM2, XMGU10, XM5/350N, XM5/250 HO) y los Optionals (XM6/350/12, XM6/250/10, XM6-20 D/P MULTI, XM6-25 D/P MULTI) son dadas separadamente al producto y van a sustituir a aquellas de serie.

Les produits sont vendus avec alimentation GU10 de série. Ulérieures électrifications (XM2, XMGU10, XM5/350N, XM5/250 HO) et les Optionals (XM6/350/12, XM6/250/10, XM6-20 D/P MULTI, XM6-25 D/P MULTI) sont vendus séparément du produit et doivent remplacer celle de série.

АРТИКУЛЫ КОМПЛЕКТУЮТСЯ ЭЛЕКТРИЧЕСКОЙ НАЧИНКОЙ ДЛЯ GU10. КОМПОНЕНТЫ ДЛЯ ВАРИАНТОВ С (XM2, XMGU10, XM5/350N, XM5/250 HO) И АКСССУАРЫ (XM6/350/12, XM6/250/10, XM6-20 D/P MULTI, XM6-25 D/P MULTI) ПОСТАВЛЯЮТСЯ ОТДЕЛЬНО ОТ СВЕТИЛЬНИКА И ДОЛЖНЫ БЫТЬ УСТАНОВЛЕНЫ ВМЕСТО СТАНДАРТНОЙ НАЧИНКИ.

● Minima altezza di ingombro dell'apparecchio (le quote minime del vano di incasso sono riportate sul foglio di istruzioni)

Minimum height of the appliance (see the minimum values for housing compartment in the instruction sheets)

Mindesthöhe des Gerätes (für die minimalwerte der Einbauöffnung siehe Montageanleitung)

Altura mínima de espacio de dispositivo (ver los valores mínimos de la corte de montaje en las hojas de instrucciones)

Hauteur minimum d'encombrement de l'appareil (voir les valeurs minimales du compartiment encastré dans les instructions d'installation)

МИНИМАЛЬНАЯ ГАБАРИТНАЯ ВЫСОТА ПРИБОРА (МИНИМАЛЬНЫЕ РАЗМЕРЫ НИШИ ДЛЯ ВСТРАИВАНИЯ УКАЗАНЫ В ИНСТРУКЦИИ ПО МОНТАЖУ)

Fotometrie disponibili www.panzeri.it / Photometric data available at www.panzeri.it

Incasso in gesso fesso
Fixed plaster recessed
Feste Einbauleuchte in Gips
Empotrable en yeso fijo
Spots encastrés en gypse fixe
Фиксированный встраиваемый светильник из гипса

Energy Label available at www.panzeri.it



Example of bulb

XGQ1004

XM3 lampholder + terminal block

Max 50W GU10

CE IP20

7 x 7
2 3/4" x 2 3/4"

11,5
4 1/2"

5
2"

11,5
4 1/2"

12,5 x 12,5
5" x 5"

11,5
4 1/2"

XM2

12
4 3/4"

XM5/350N

13,5
5 1/8"

XM3

13,5
5 1/8"

XM5/250 HO

14,5
5 3/4"

XM6-20 D/P MULTI DRIVER *

XM6-25 D/P MULTI DRIVER

+ Electric options

(see details on page 462)

XM2 lampholder + terminal block

XMGU10 retrofit led lamp

XM5/350N LED

XM5/250 HO LED

XM6/350/12 DRIVER

XM6/250/10 DRIVER

XM6-20 D/P MULTI DRIVER *

XM6-25 D/P MULTI DRIVER

XM1004

125x125x155 mm

<p>Cassaforma per laterizio / calcestruzzo con microregolazione per allineamento. Gruppo di alimentazione da prevedere remoto fuori dalla cassaforma.</p>	<p>Brick/concrete housing with micro-adjustment for alignment. Electrical power supply must be remote outside of the housing.</p>	<p>Gehäuse für Ziegelstein / Beton mit Ausrichtungregulierung. Das Vorschaltgerät ist ausserhalb des Gehäuses anzubringen.</p>	<p>Caja para empotrar en el ladrillo/hormigón con micro ajuste para la alineación. Grupo de alimentación que tienen que permanecer lejanos del encofrado.</p>	<p>Coffrage pour briques/béton avec microréglage pour l'alignement. Groupe d'alimentation à prévoir loin hors du coffrage.</p>	<p>КАРКАС ДЛЯ КИРПИЧА/БЕТОНА С МИКРОРЕГУЛЯТОРОМ ДЛЯ ВЫРАВНИВАНИЯ. БЛОК ПИТАНИЯ УСТАНОВЛИВАЕТСЯ ВНЕ МОНТАЖНОЙ РАМКИ, НА РАССТОЯНИИ ОТ СВЕТИЛЬНИКА.</p>
<p>I prodotti sono venduti con alimentazione di serie GU10. Le elettrificazioni opzionali (XM2, XMGU10, XM5/350N, XM5/250 HO) e gli Optionals (XM6/350/12, XM6/250/10, XM6-20 D/P MULTI, XM6-25 D/P MULTI) sono forniti separatamente al prodotto e vanno perciò sostituiti a quelli di serie.</p>	<p>The products are sold with GU10 fittings. Different types of electricity supply (XM2, XMGU10, XM5/350N, XM5/250 HO) and the Optionals (XM6/350/12, XM6/250/10, XM6-20 D/P MULTI, XM6-25 D/P MULTI) substitute the series fitting.</p>	<p>Die Produkte werden mit GU10 Ausführung verkauft. Die optionalen Elektrifizierungen (XM2, XMGU10, XM5/350N, XM5/250 HO) und die Optionals (XM6/350/12, XM6/250/10, XM6-20 D/P MULTI, XM6-25 D/P MULTI) werden getrennt verkauft und sind somit anstatt der Standardausführung zu verwenden.</p>	<p>Los productos se venden con alimentaciones GU10 de serie. Las electrificaciones opcionales (XM2, XMGU10, XM5/350N, XM5/250 HO) y los Optionals (XM6/350/12, XM6/250/10, XM6-20 D/P MULTI, XM6-25 D/P MULTI) son dadas separadamente al producto y van a sustituir a aquellas de serie.</p>	<p>Les produits sont vendus avec alimentation GU10 de série. Ultérieures électrifications (XM2, XMGU10, XM5/350N, XM5/250 HO) et les Optionals (XM6/350/12, XM6/250/10, XM6-20 D/P MULTI, XM6-25 D/P MULTI) sont vendus séparément du produit et doivent remplacer celle de série.</p>	<p>Артикулы комплектуются электрической начинкой для GU10. Компоненты для вариантов с (XM2, XMGU10, XM5/350N, XM5/250 HO) и аксессуарами (XM6/350/12, XM6/250/10, XM6-20 D/P MULTI, XM6-25 D/P MULTI) поставляются отдельно от светильника и должны быть установлены вместо стандартной начинки.</p>
<p>• Minima altezza di ingombro dell'apparecchio (le quote minime del vano di incasso sono riportate sul foglio di istruzioni)</p>	<p>Minimum height of the appliance (see the minimum values for housing compartment in the instruction sheets)</p>	<p>Mindesthöhe des Gerätes (für die minimalwerte der Einbauöffnung siehe Montageanleitung)</p>	<p>Altura mínima de espacio de dispositivo (ver los valores mínimos de la corte de montaje en las hojas de instrucciones)</p>	<p>Hauteur minimume d'encombrement de l'appareil (voir les valeurs minimales du compartiment encastré dans les instructions d'installation)</p>	<p>МИНИМАЛЬНАЯ ГАБАРИТНАЯ ВЫСОТА ПРИБОРА (МИНИМАЛЬНЫЕ РАЗМЕРЫ НИШИ ДЛЯ ВСТРАИВАНИЯ УКАЗАНЫ В ИНСТРУКЦИИ ПО МОНТАЖУ)</p>
<p>* Dimensione dell'alimentatore maggiore del foro d'incasso, dunque installare l'alimentatore in apposito vano d'ispezione.</p>	<p>Power supply unit is larger than the recess hole, install the power supply unit in a special inspection compartment.</p>	<p>Das Vorschaltgerät ist größer als die Einbauöffnung: das Vorschaltgerät ist in einem entsprechenden Inspektionsfach zu installieren.</p>	<p>Dimensión del alimentador mayor que el agujero de empotre, pues instalar el alimentador en el correspondiente hueco de inspección.</p>	<p>Dimension de l'alimentateur supérieure au trou d'encaissement, donc installer l'alimentateur dans un compartiment spécial d'inspection.</p>	<p>РАЗМЕРЫ БЛОКА ПИТАНИЯ ПРЕВЫШАЮТ РАЗМЕРЫ МОНТАЖНОГО ОТВЕРСТИЯ, В СВЯЗИ С ЭТИМ ПРЕДУСМОТРЕТЬ ОТДЕЛЬНО МЕСТО ДЛЯ УСТАНОВКИ БЛОКА ПИТАНИЯ.</p>

Fotometrie disponibili www.panzeri.it / Photometric data available at www.panzeri.it

Incasso in gesso fesso
Fixed plaster recessed
Feste Einbauleuchte in Gips
Empotrable en yeso fijo
Spots encastrés en gypse fixe
Фиксированный встраиваемый светильник из гипса

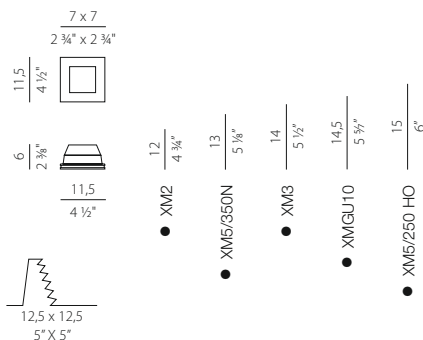
Energy Label available at www.panzeri.it



XGQ1004-GL

XM3 lampholder + terminal block
 Max 50W GU10

CE IP20




+ Electric options

(see details on page 462)

- XM2 lampholder + terminal block
- XMGU10 retrofit led lamp
- XM5/350N LED
- XM5/250 HO LED
- XM6/350/12 DRIVER
- XM6/250/10 DRIVER
- XM6-20 D/P MULTI DRIVER *
- XM6-25 D/P MULTI DRIVER

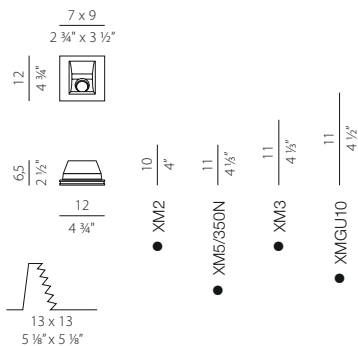
Con vetro
 With glass
 Mit glas
 Con vidrio
 Avec verre
 ФИКСИРОВАННЫЙ СО СТЕКЛОМ



XGQ1004-45

XM3 lampholder + terminal block
 Max 50W GU10

CE IP20



+ Electric options

(see details on page 462)

- XM2 lampholder + terminal block
- XMGU10 retrofit led lamp
- XM5/350N LED
- XM6/350/12 DRIVER
- XM6-20 D/P MULTI DRIVER *
- XM6-25 D/P MULTI DRIVER

Angolo 45°
 Angle 45°
 Winkel 45°
 Angulo 45°
 Angle 45°
 УГОЛ 45°

Example of bulb

<p>XM1004-GL 125x125x155 mm</p> <p>Cassaforma per laterizio / calcestruzzo con microregolazione per allineamento. Gruppo di alimentazione da prevedere remoto fuori dalla cassaforma.</p>	<p>Brick/concrete housing with micro-adjustment for alignment. Electrical power supply must be remote outside of the housing.</p>	<p>Gehäuse für Ziegelstein / Beton mit Ausrichtungregulierung. Das Vorschaltgerät ist ausserhalb des Gehäuses anzubringen.</p>	<p>Caja para empotrar en el ladrillo/hormigón con micro ajuste para la alineación. Grupo de alimentación que tienen que permanecer lejanos del encofrado.</p>	<p>Coffrage pour briques/béton avec microréglage pour l'alignement. Groupe d'alimentation à prévoir loin hors du coffrage.</p>	<p>КАРКАС ДЛЯ КИРПИЧА/БЕТОНА С МИКРОРЕГУЛЯТОРОМ ДЛЯ ВЫРАВНИВАНИЯ. БЛОК ПИТАНИЯ УСТАНОВЛИВАЕТСЯ ВНЕ МОНТАЖНОЙ РАМКИ, НА РАССТОЯНИИ ОТ СВЕТИЛЬНИКА.</p>
<p>XM1004-45 203x126x98 mm</p> <p>I prodotti sono venduti con alimentazione di serie GU10. Le elettrificazioni opzionali (XM2, XMGU10, XM5/350N, XM5/250 HO) e gli Optionals (XM6/350/12, XM6/250/10, XM6-20 D/P MULTI, XM6-25 D/P MULTI) sono forniti separatamente al prodotto e vanno perciò sostituiti a quelli di serie.</p> <ul style="list-style-type: none"> Minima altezza di ingombro dell'apparecchio (le quote minime del vano di incasso sono riportate sul foglio di istruzioni) 	<p>The products are sold with GU10 fittings. Different types of electricity supply (XM2, XMGU10, XM5/350N, XM5/250 HO) and the Optionals (XM6/350/12, XM6/250/10, XM6-20 D/P MULTI, XM6-25 D/P MULTI) substitute the series fitting.</p> <p>Minimum height of the appliance (see the minimum values for housing compartment in the instruction sheets)</p>	<p>Die Produkte werden mit GU10 Ausführung verkauft. Die optionalen Elektrifizierungen (XM2, XMGU10, XM5/350N, XM5/250 HO) und die Optionals (XM6/350/12, XM6/250/10, XM6-20 D/P MULTI, XM6-25 D/P MULTI) werden getrennt verkauft und sind somit anstatt der Standardausführung zu verwenden.</p> <p>Mindesthöhe des Gerätes (für die minimalwerte der Einbauöffnung siehe Montageanleitung)</p>	<p>Los productos se venden con alimentaciones GU10 de serie. Las electrificaciones opcionales (XM2, XMGU10, XM5/350N, XM5/250 HO) y los Optionals (XM6/350/12, XM6/250/10, XM6-20 D/P MULTI, XM6-25 D/P MULTI) son dadas separadamente al producto y van a sustituir a aquellas de serie.</p> <p>Altura mínima de espacio de dispositivo (ver los valores mínimos de la corte de montaje en las hojas de instrucciones)</p>	<p>Les produits sont vendus avec alimentation GU10 de série. Ultérieures electrifications (XM2, XMGU10, XM5/350N, XM5/250 HO) et les Optionals (XM6/350/12, XM6/250/10, XM6-20 D/P MULTI, XM6-25 D/P MULTI) sont vendus séparément du produit et doivent remplacer celle de série.</p> <p>Hauteur minimum d'encombrement de l'appareil (voir les valeurs minimales du compartiment encastré dans les instructions d'installation)</p>	<p>Артикулы комплектуются электрической начинкой для GU10. Компоненты для вариантов с (XM2, XMGU10, XM5/350N, XM5/250 HO) и аксессуаров (XM6/350/12, XM6/250/10, XM6-20 D/P MULTI, XM6-25 D/P MULTI) поставляются отдельно от светильника и должны быть установлены вместо стандартной начинки.</p> <p>МИНИМАЛЬНАЯ ГАБАРИТНАЯ ВЫСОТА ПРИБОРА (МИНИМАЛЬНЫЕ РАЗМЕРЫ НИШИ ДЛЯ ВСТРАИВАНИЯ УКАЗАНЫ В ИНСТРУКЦИИ ПО МОНТАЖУ)</p> <p>РАЗМЕРЫ БЛОКА ПИТАНИЯ ПРЕВЫШАЮТ РАЗМЕРЫ МОНТАЖНОГО ОТВЕРСТИЯ, В СВЯЗИ С ЭТИМ ПРЕДУСМОТРЕТЬ ОТДЕЛЬНО МЕСТО ДЛЯ УСТАНОВКИ БЛОКА ПИТАНИЯ.</p>
<p>* Dimensione dell'alimentatore maggiore del foro d'incasso, dunque installare l'alimentatore in apposito vano d'ispezione.</p>	<p>Power supply unit is larger than the recess hole, install the power supply unit in a special inspection compartment.</p>	<p>Das Vorschaltgerät ist größer als die Einbauöffnung: das Vorschaltgerät ist in einem entsprechenden Inspektionfach zu installieren.</p>	<p>Dimensión del alimentador mayor que el agujero de empotre, pues instalar el alimentador en el correspondiente hueco de inspección.</p>	<p>Dimension de l'alimentateur supérieure au trou d'encaissement, donc installer l'alimentateur dans un compartiment spécial d'inspection.</p>	<p></p>

Incasso in gesso fisso
Fixed plaster recessed
Feste Einbauleuchte in Gips
Empotrable en yeso fijo
Spots encastrés en gypse fixe
Фиксированный встраиваемый светильник из гипса

Energy Label available at www.panzeri.it



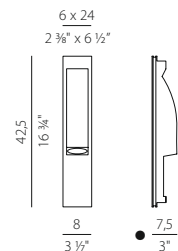
Example of bulb

XGQ1015

XM3 lampholder + terminal block

Max 50W GU10

CE IP20



+ Electric options

(see details on page 462)

XM2 lampholder + terminal block

XMGU10 retrofit led lamp

XM5/350N LED

XM5/250 HO LED

XM6/350/12 DRIVER

XM6/250/10 DRIVER

XM6-20 D/P MULTI DRIVER *

XM6-25 D/P MULTI DRIVER

XM1015

430x88x78 mm

Cassaforma per laterizio / calcestruzzo con microregolazione per allineamento. Gruppo di alimentazione da prevedere remoto fuori dalla cassaforma.	Brick/concrete housing with micro-adjustment for alignment. Electrical power supply must be remote outside of the housing.	Gehäuse für Ziegelstein / Beton mit Ausrichtungregulierung. Das Vorschaltgerät ist ausserhalb des Gehäuses anzubringen.	Caja para empotrar en el ladrillo/hormigón con micro ajuste para la alineación. Grupo de alimentación que tienen que permanecer lejanos del encofrado.	Coffrage pour briques/béton avec microréglage pour l'alignement. Groupe d'alimentation à prévoir loin hors du coffrage.	КАРКАС ДЛЯ КИРПИЧА/БЕТОНА С МИКРОРЕГУЛЯТОРОМ ДЛЯ ВЫРАВНИВАНИЯ. БЛОК ПИТАНИЯ УСТАНАВЛИВАЕТСЯ ВНЕ МОНТАЖНОЙ РАМКИ, НА РАСТОЯНИИ ОТ СВЕТИЛЬНИКА.
I prodotti sono venduti con alimentazione di serie GU10. Le elettrificazioni opzionali (XM2, XMGU10, XM5/350N, XM5/250 HO) e gli Optionals (XM6/350/12, XM6/250/10, XM6-20 D/P MULTI, XM6-25 D/P MULTI) sono forniti separatamente al prodotto e vanno perciò sostituiti a quelli di serie.	The products are sold with GU10 fittings. Different types of electricity supply (XM2, XMGU10, XM5/350N, XM5/250 HO) and the Optionals (XM6/350/12, XM6/250/10, XM6-20 D/P MULTI, XM6-25 D/P MULTI) substitute the series fitting.	Die Produkte werden mit GU10 Ausführung verkauft. Die optionalen Elektrifizierungen (XM2, XMGU10, XM5/350N, XM5/250 HO) und die Optionals (XM6/350/12, XM6/250/10, XM6-20 D/P MULTI, XM6-25 D/P MULTI) werden getrennt verkauft und sind somit anstatt der Standardausführung zu verwenden.	Los productos se venden con alimentaciones GU10 de serie. Las electrificaciones opcionales (XM2, XMGU10, XM5/350N, XM5/250 HO) y los Optionals (XM6/350/12, XM6/250/10, XM6-20 D/P MULTI, XM6-25 D/P MULTI) son dadas separadamente al producto y van a sustituir a aquellas de serie.	Les produits sont vendus avec alimentation GU10 de série. Ulérieures électrifications (XM2, XMGU10, XM5/350N, XM5/250 HO) et les Optionals (XM6/350/12, XM6/250/10, XM6-20 D/P MULTI, XM6-25 D/P MULTI) sont vendus séparément du produit et doivent remplacez celle de série.	АРТИКУЛЫ КОМПЛЕКТУЮТСЯ ЭЛЕКТРИЧЕСКОЙ НАЧИНКОЙ ДЛЯ GU10. КОМПОНЕНТЫ ДЛЯ ВАРИАНТОВ С (XM2, XMGU10, XM5/350N, XM5/250 HO) И АКСЕССУАРЫ (XM6/350/12, XM6/250/10, XM6-20 D/P MULTI, XM6-25 D/P MULTI) ПОСТАВЛЯЮТСЯ ОТДЕЛЬНО ОТ СВЕТИЛЬНИКА И ДОЛЖНЫ БЫТЬ УСТАНОВЛЕНЫ ВМЕСТО СТАНДАРТНОЙ НАЧИНКИ.
● Minima altezza di ingombro dell'apparecchio (le quote minime del vano di incasso sono riportate sul foglio di istruzioni)	Minimum height of the appliance (see the minimum values for housing compartment in the instruction sheets)	Mindesthöhe des Gerätes (für die minimalwerte der Einbauböffnung siehe Montageanleitung)	Altura mínima de espacio de dispositivo (ver los valores mínimos de la corte de montaje en las hojas de instrucciones)	Hauteur minimume d'encombrement de l'appareil (voir les valeurs minimales du compartiment encastré dans les instructions d'installation)	МИНИМАЛЬНАЯ ГАБАРИТНАЯ ВЫСОТА ПРИБОРА (МИНИМАЛЬНЫЕ РАЗМЕРЫ НИШИ ДЛЯ ВСТРАИВАНИЯ УКАЗАНЫ В ИНСТРУКЦИИ ПО МОНТАЖУ)
★ Dimensione dell'alimentatore maggiore del foro d'incasso, dunque installare l'alimentatore in apposito vano d'ispezione.	Power supply unit is larger than the recess hole, install the power supply unit in a special inspection compartment.	Das Vorschaltgerät ist größer als die Einbauböffnung: das Vorschaltgerät ist in einem entsprechenden Inspektionfach zu installieren.	Dimensión del alimentador mayor que el agujero de empotre, pues instalar el alimentador en el correspondiente hueco de inspección.	Dimension de l'alimentateur supérieure au trou d'encaissement, donc installer l'alimentateur dans un compartiment spécial d'inspection.	РАЗМЕРЫ БЛОКА ПИТАНИЯ ПРЕВЫШАЮТ РАЗМЕРЫ МОНТАЖНОГО ОТВЕРСТИЯ, В СВЯЗИ С ЭТИМ ПРЕДУСМОТРЕТЬ ОТДЕЛЬНО МЕСТО ДЛЯ УСТАНОВКИ БЛОКА ПИТАНИЯ.

Fotometrie disponibili www.panzeri.it / Photometric data available at www.panzeri.it

Incasso in gesso fisso
Fixed plaster recessed
Feste Einbauleuchte in Gips
Empotrable en yeso fijo
Spots encastrés en gypse fixe
Фиксированный встраиваемый светильник из гипса

Energy Label available at www.panzeri.it

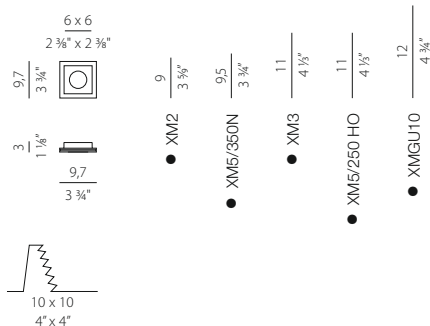


Example of bulb

XM1019

XM3 lampholder + terminal block
Max 50W GU10

CE IP20



+ Electric options

(see details on page 462)

XM2 lampholder + terminal block
XMGU10 retrofit led lamp
XM5/350N LED
XM5/250 HO LED
XM6/350/12 DRIVER
XM6/250/10 DRIVER
XM6-20 D/P MULTI DRIVER ★
XM6-25 D/P MULTI DRIVER

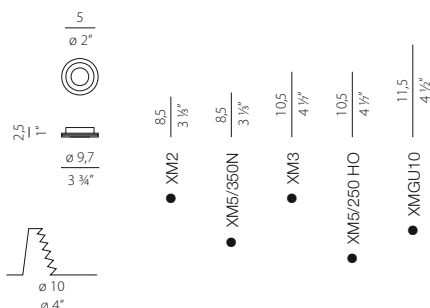


Example of bulb

XM1020

XM3 lampholder + terminal block
Max 50W GU10

CE IP20



+ Electric options

(see details on page 462)

XM2 lampholder + terminal block
XMGU10 retrofit led lamp
XM5/350N LED
XM5/250 HO LED
XM6/350/12 DRIVER
XM6/250/10 DRIVER
XM6-20 D/P MULTI DRIVER ★
XM6-25 D/P MULTI DRIVER

XM1019

105x105x155 mm

<p>Cassaforma per laterizio / calcestruzzo con microregolazione per allineamento. Gruppo di alimentazione da prevedere remoto fuori dalla cassaforma.</p>	<p>Brick/concrete housing with micro-adjustment for alignment. Electrical power supply must be remote outside of the housing.</p>	<p>Gehäuse für Ziegelstein / Beton mit Ausrichtungregulierung. Das Vorschaltgerät ist ausserhalb des Gehäuses anzubringen.</p>	<p>Caja para empotrar en el ladrillo/hormigón con micro ajuste para la alineación. Grupo de alimentación que tienen que permanecer lejanos del encofrado.</p>	<p>Coffrage pour briques/béton avec microréglage pour l'alignement. Groupe d'alimentation à prévoir loin hors du coffrage.</p>	<p>КАРКАС ДЛЯ КИРПИЧА/БЕТОНА С МИКРОРЕГУЛЯТОРОМ ДЛЯ ВЫРАВНИВАНИЯ. БЛОК ПИТАНИЯ УСТАНОВЛИВАЕТСЯ ВНЕ МОНТАЖНОЙ РАМКИ, НА РАССТОЯНИИ ОТ СВЕТИЛЬНИКА.</p>
<p>I prodotti sono venduti con alimentazione di serie GU10. Le elettrificazioni opzionali (XM2, XMGU10, XM5/350N, XM5/250 HO) e gli Optionals (XM6/350/12, XM6/250/10, XM6-20 D/P MULTI, XM6-25 D/P MULTI) sono forniti separatamente al prodotto e vanno perciò sostituiti a quelli di serie.</p>	<p>The products are sold with GU10 fittings. Different types of electricity supply (XM2, XMGU10, XM5/350N, XM5/250 HO) and the Optionals (XM6/350/12, XM6/250/10, XM6-20 D/P MULTI, XM6-25 D/P MULTI) substitute the series fitting.</p>	<p>Die Produkte werden mit GU10 Ausführung verkauft. Die optionalen Elektrifizierungen (XM2, XMGU10, XM5/350N, XM5/250 HO) und die Optionals (XM6/350/12, XM6/250/10, XM6-20 D/P MULTI, XM6-25 D/P MULTI) werden getrennt verkauft und sind somit anstatt der Standardausführung zu verwenden.</p>	<p>Los productos se venden con alimentaciones GU10 de serie. Las electrificaciones opcionales (XM2, XMGU10, XM5/350N, XM5/250 HO) y los Optionals (XM6/350/12, XM6/250/10, XM6-20 D/P MULTI, XM6-25 D/P MULTI) son dadas separatamente al producto y van a sustituir a aquellas de serie.</p>	<p>Les produits sont vendus avec alimentation GU10 de série. Ulérieures électrifications (XM2, XMGU10, XM5/350N, XM5/250 HO) et les Optionals (XM6/350/12, XM6/250/10, XM6-20 D/P MULTI, XM6-25 D/P MULTI) sont vendus séparément du produit et doivent remplacer celle de série.</p>	<p>Артикулы комплектуются электрической начинкой для GU10. Компоненты для вариантов с (XM2, XMGU10, XM5/350N, XM5/250 HO) и АКССУАРЫ (XM6/350/12, XM6/250/10, XM6-20 D/P MULTI, XM6-25 D/P MULTI) поставляются отдельно от светильника и должны быть установлены вместо стандартной начинки.</p>
<p>● Minima altezza di ingombro dell'apparecchio (le quote minime del vano di incasso sono riportate sul foglio di istruzioni)</p>	<p>Minimum height of the appliance (see the minimum values for housing compartment in the instruction sheets)</p>	<p>Mindesthöhe des Gerätes (für die minimalwerte der Einbaueffnung siehe Montageanleitung)</p>	<p>Altura mínima de espacio de dispositivo (ver los valores mínimos de la corte de montaje en las hojas de instrucciones)</p>	<p>Hauteur minimum d'encombrement de l'appareil (voir les valeurs minimales du compartiment encastré dans les instructions d'installation)</p>	<p>Минимальная габаритная высота прибора (минимальные размеры ниши для встраивания указаны в инструкции по монтажу)</p>
<p>★ Dimensione dell'alimentatore maggiore del foro d'incasso, dunque installare l'alimentatore in apposito vano d'ispezione.</p>	<p>Power supply unit is larger than the recess hole, install the power supply unit in a special inspection compartment.</p>	<p>Das Vorschaltgerät ist größer als die Einbaueffnung: das Vorschaltgerät ist in einem entsprechenden Inspektionsfach zu installieren.</p>	<p>Dimensión del alimentador mayor que el agujero de empotre, pues instalar el alimentador en el correspondiente hueco de inspección.</p>	<p>Dimension de l'alimentateur supérieure au trou d'encaissement, donc installer l'alimentateur dans un compartiment spécial d'inspection.</p>	<p>Размеры блока питания превышают размеры монтажного отверстия, в связи с этим предусмотреть отдельное место для установки блока питания.</p>

Fotometrie disponibili www.panzeri.it / Photometric data available at www.panzeri.it

Incasso in gesso
Plaster recessed
Einbauleuchte in Gips
Empotrable en yeso
Spots encastrés en gypse
ВСТРАИВАЕМЫЙ СВЕТИЛЬНИК ИЗ ГИПСА

Energy Label available at www.panzeri.it

REGISTERED DESIGN

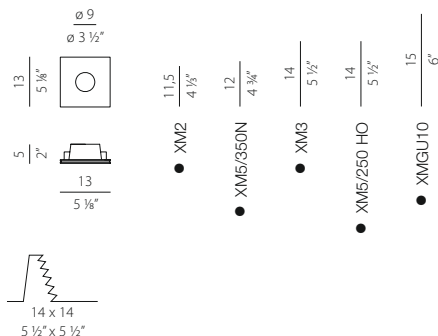


Example of bulb

XGR1021

XM3 lampholder + terminal block
Max 50W GU10

CE IP20



+ Electric options

(see details on page 462)

XM2 lampholder + terminal block
XMGU10 retrofit led lamp
XM5/350N LED
XM5/250 HO LED
XM6/350/12 DRIVER
XM6/250 HO LED
XM6-20 D/P MULTI DRIVER *
XM6-25 D/P MULTI DRIVER

Fisso
Fixed
Feste
Fijo
Fixe
ФИКСИРОВАННЫЙ

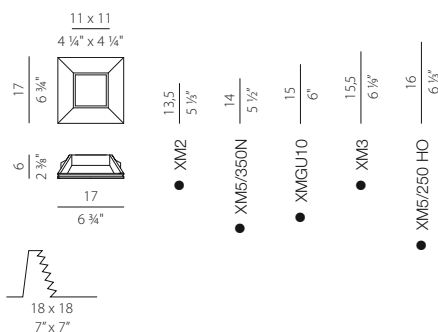


Example of bulb

XMQ1022

XM3 lampholder + terminal block
Max 50W GU10

CE IP20



+ Electric options

(see details on page 462)

XM2 lampholder + terminal block
XMGU10 retrofit led lamp
XM5/350N LED
XM5/250 HO LED
XM6/350/12 DRIVER
XM6/250/10 DRIVER
XM6-20 D/P MULTI DRIVER *
XM6-25 D/P MULTI DRIVER

Completo di faretto orientabile in metallo bianco
Adjustable white metal downlight included
Inklusiv ausrichtbarem Strahler in Metall weiss
Empotrable orientable en metal blanco incluido
Avec spotlight orientable en metal blanc
В КОМПЛЕКТЕ С ПОВОРОТНЫМ СПОТОМ ИЗ БЕЛОГО МЕТАЛЛА

XM1021
140x140x155 mm

XM1022
176x176x170 mm

Cassaforma per laterizio / calcestruzzo con microregolazione per allineamento. **Gruppo di alimentazione da prevedere remoto fuori dalla cassaforma.**

Brick/concrete housing with micro-adjustment for alignment. **Electrical power supply must be remote outside of the housing.**

Gehäuse für Ziegelstein / Beton mit Ausrichtungregulierung. **Das Vorschaltgerät ist ausserhalb des Gehäuses anzubringen.**

Caja para empotrar en el ladrillo/hormigón con micro ajuste para la alineación. **Grupo de alimentación que tienen que permanecer lejanos del encofrado.**

Coffrage pour briques/béton avec microréglage pour l'alignement. **Groupe d'alimentation à prévoir loin hors du coffrage.**

КАРКАС ДЛЯ КИРПИЧА/БЕТОНА С МИКРОРЕГУЛЯТОРОМ ДЛЯ ВЫРАВНИВАНИЯ. **БЛОК ПИТАНИЯ УСТАНОВЛИВАЕТСЯ ВНЕ МОНТАЖНОЙ РАМКИ, НА РАССТОЯНИИ ОТ СВЕТИЛЬНИКА.**

I prodotti sono venduti con alimentazione di serie GU10. Le elettrificazioni opzionali (XM2, XMGU10, XM5/350N, XM5/250 HO) e gli Optionals (XM6/350/12, XM6/250/10, XM6-20 D/P MULTI, XM6-25 D/P MULTI) sono forniti separatamente al prodotto e vanno perciò sostituiti a quelli di serie.

The products are sold with GU10 fittings. Different types of electricity supply (XM2, XMGU10, XM5/350N, XM5/250 HO) and the Optionals (XM6/350/12, XM6/250/10, XM6-20 D/P MULTI, XM6-25 D/P MULTI) substitute the series fitting.

Die Produkte werden mit GU10 Ausführung verkauft. Die optionalen Elektrifizierungen (XM2, XMGU10, XM5/350N, XM5/250 HO) und die Optionals (XM6/350/12, XM6/250/10, XM6-20 D/P MULTI, XM6-25 D/P MULTI) werden getrennt verkauft und sind somit anstatt der Standardausführung zu verwenden.

Los productos se venden con alimentaciones GU10 de serie. Las electrificaciones opcionales (XM2, XMGU10, XM5/350N, XM5/250 HO) y los Optionals (XM6/350/12, XM6/250/10, XM6-20 D/P MULTI, XM6-25 D/P MULTI) son dadas separatamente al producto y van a sustituir a aquellas de serie.

Les produits sont vendus avec alimentation GU10 de série. Ulérieures électrifications (XM2, XMGU10, XM5/350N, XM5/250 HO) et les Optionals (XM6/350/12, XM6/250/10, XM6-20 D/P MULTI, XM6-25 D/P MULTI) sont vendus séparément du produit et doivent remplacer celle de série.

АРТИКУЛЫ КОМПЛЕКТУЮТСЯ ЭЛЕКТРИЧЕСКОЙ НАЧИНКОЙ ДЛЯ GU10. КОМПОНЕНТЫ ДЛЯ ВАРИАНТОВ С (XM2, XMGU10, XM5/350N, XM5/250 HO) И АКСССУАРЫ (XM6/350/12, XM6/250/10, XM6-20 D/P MULTI, XM6-25 D/P MULTI) ПОСТАВЛЯЮТСЯ ОТДЕЛЬНО ОТ СВЕТИЛЬНИКА И ДОЛЖНЫ БЫТЬ УСТАНОВЛЕНЫ ВМЕСТО СТАНДАРТНОЙ НАЧИНКИ.

● Minima altezza di ingombro dell'apparechio (le quote minime del vano di incasso sono riportate sul foglio di istruzioni)

Minimum height of the appliance (see the minimum values for housing compartment in the instruction sheets)

Mindesthöhe des Gerätes (für die minimalwerte der Einbaueffnung siehe Montageanleitung)

Altura mínima de espacio de dispositivo (ver los valores mínimos de la corte de montaje en las hojas de instrucciones)

Hauteur minimum d'encombrement de l'appareil (voir les valeurs minimales du compartiment encastré dans les instructions d'installation)

Минимальная габаритная высота прибора (минимальные размеры ниши для встраивания указаны в инструкции по монтажу)

* Dimensione dell'alimentatore maggiore del foro d'incasso, dunque installare l'alimentatore in apposito vano d'ispezione.

Power supply unit is larger than the recess hole, install the power supply unit in a special inspection compartment.

Das Vorschaltgerät ist größer als die Einbaueffnung: das Vorschaltgerät ist in einem entsprechenden Inspektionsfach zu installieren.

Dimensión del alimentador mayor que el agujero de empotre, pues instalar el alimentador en el correspondiente hueco de inspección.

Dimension de l'alimentateur supérieure au trou d'encaissement, donc installer l'alimentateur dans un compartiment spécial d'inspection.

Размеры блока питания превышают размеры монтажного отверстия, в связи с этим предусмотреть отдельное место для установки блока питания.

Fotometrie disponibili www.panzeri.it / Photometric data available at www.panzeri.it

Wall washer in gesso con led
 Wall washer in plaster with led
 Wall washer in Gips mit Led
 Wall washer en yeso con led
 Wall washer en gypse avec led
 WALL WASHER ИЗ ГИПСА С LED

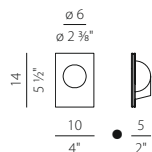


Energy Label available at www.panzeri.it



XGR1023


1W 350mA 2,85V 3000K Ra 80 53,5lm
 CE IP20



+ Electric options
 (see details on page 462)

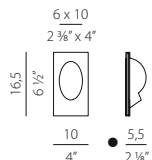
- XM6/350/12 DRIVER *
- XM6-20 D/P MULTI DRIVER *
- XM6-25 D/P MULTI DRIVER *

REGISTERED DESIGN



XGR1024

1W 350mA 2,85V 3000K Ra 80 53,5lm
 CE IP20



+ Electric options
 (see details on page 462)

- XM6/350/12 DRIVER *
- XM6-20 D/P MULTI DRIVER *
- XM6-25 D/P MULTI DRIVER *

REGISTERED DESIGN

XM1023
 149x108x60 mm

XM1024
 173x108x60 mm

Cassaforma per laterizio/ calcestruzzo con microregolazione per allineamento. Gruppo di alimentazione da prevedere remoto fuori dalla cassaforma.	Brick/concrete housing with micro-adjustment for alignment. Electrical power supply must be remote outside of the housing.	Gehäuse für Ziegelstein / Beton mit Ausrichtungregulierung. Das Vorschaltgerät ist ausserhalb des Gehäuses anzubringen.	Caja para empotrar en el ladrillo/hormigón con micro ajuste para la alineación. Grupo de alimentación que tienen que permanecer lejanos del encofrado.	Coffrage pour briques/béton avec microréglage pour l'alignement. Groupe d'alimentation à prévoir loin hors du coffrage.	КАРКАС ДЛЯ КИРПИЧА/БЕТОНА С МИКРОРЕГУЛЯТОРОМ ДЛЯ ВЫРАВНИВАНИЯ. БЛОК ПИТАНИЯ УСТАНОВЛИВАЕТСЯ ВНЕ МОНТАЖНОЙ РАМКИ, НА РАССТОЯНИИ ОТ СВЕТИЛЬНИКА.
● Minima altezza di ingombro dell'apparecchio (le quote minime del vano di incasso sono riportate sul foglio di istruzioni)	Minimum height of the appliance (see the minimum values for housing compartment in the instruction sheets)	Mindesthöhe des Gerätes (für die minimalwerte der Einbauöffnung siehe Montageanleitung)	Altura mínima de espacio de dispositivo (ver los valores mínimos de la corte de montaje en las hojas de instrucciones)	Hauteur minimume d'encombrement de l'appareil (voir les valeurs minimales du compartiment encastré dans les instructions d'installation)	Минимальная габаритная высота прибора (минимальные размеры ниши для встраивания указаны в инструкции по монтажу)
★ Dimensione dell'alimentatore maggiore del foro d'incasso, dunque installare l'alimentatore in apposito vano d'ispezione.	Power supply unit is larger than the recess hole, install the power supply unit in a special inspection compartment.	Das Vorschaltgerät ist größer als die Einbauöffnung: das Vorschaltgerät ist in einem entsprechenden Inspektionfach zu installieren.	Dimensión del alimentador mayor que el agujero de empotrar, pues instalar el alimentador en el correspondiente hueco de inspección.	Dimension de l'alimentateur supérieure au trou d'encaissement, donc installer l'alimentateur dans un compartiment spécial d'inspection.	Размеры блока питания превышают размеры монтажного отверстия, в связи с этим предусмотреть отдельное место для установки блока питания.

Fotometrie disponibili www.panzeri.it / Photometric data available at www.panzeri.it

Wall washer in gesso con led
 Wall washer in plaster with led
 Wall washer in Gips mit Led
 Wall washer en yeso con led
 Wall washer en gypse avec led
 WALL WASHER ИЗ ГИПСА С LED

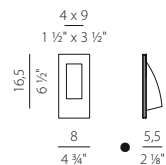


Energy Label available at www.panzeri.it



XGQ1025


1W 350mA 2,85V 3000K Ra 80 53,5lm
 CE IP20



+ Electric options
 (see details on page 462)

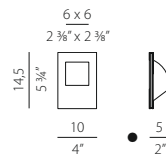
- XM6/350/12 DRIVER *
- XM6-20 D/P MULTI DRIVER *
- XM6-25 D/P MULTI DRIVER *

REGISTERED DESIGN



XGQ1026

1W 350mA 2,85V 3000K Ra 80 53,5lm
 CE IP20



+ Electric options
 (see details on page 462)

- XM6/350/12 DRIVER *
- XM6-20 D/P MULTI DRIVER *
- XM6-25 D/P MULTI DRIVER *

REGISTERED DESIGN

XM1025
 171x90x60 mm

XM1026
 149x108x60 mm

Cassaforma per laterizio / calcestruzzo con microregolazione per allineamento. Gruppo di alimentazione da prevedere remoto fuori dalla cassaforma.	Brick/concrete housing with micro-adjustment for alignment. Electrical power supply must be remote outside of the housing.	Gehäuse für Ziegelstein / Beton mit Ausrichtungregulierung. Das Vorschaltgerät ist ausserhalb des Gehäuses anzubringen.	Caja para empotrar en el ladrillo/hormigón con micro ajuste para la alineación. Grupo de alimentación que tienen que permanecer lejanos del encofrado.	Coffrage pour briques/béton avec microréglage pour l'alignement. Groupe d'alimentation à prévoir loin hors du coffrage.	КАРКАС ДЛЯ КИРПИЧА/БЕТОНА С МИКРОРЕГУЛЯТОРОМ ДЛЯ ВЫРАВНИВАНИЯ. БЛОК ПИТАНИЯ УСТАНОВЛИВАЕТСЯ ВНЕ МОНТАЖНОЙ РАМКИ, НА РАСТОЯНИИ ОТ СВЕТИЛЬНИКА.
● Minima altezza di ingombro dell'apparechio (le quote minime del vano di incasso sono riportate sul foglio di istruzioni)	Minimum height of the appliance (see the minimum values for housing compartment in the instruction sheets)	Mindesthöhe des Gerätes (für die minimalwerte der Einbauöffnung siehe Montageanleitung)	Altura mínima de espacio de dispositivo (ver los valores mínimos de la corte de montaje en las hojas de instrucciones)	Hauteur minimume d'encombrement de l'appareil (voir les valeurs minimales du compartiment encastré dans les instructions d'installation)	Минимальная габаритная высота прибора (минимальные размеры ниши для встраивания указаны в инструкции по монтажу)
★ Dimensione dell'alimentatore maggiore del foro d'incasso, dunque installare l'alimentatore in apposito vano d'ispezione.	Power supply unit is larger than the recess hole, install the power supply unit in a special inspection compartment.	Das Vorschaltgerät ist größer als die Einbauöffnung: das Vorschaltgerät ist in einem entsprechenden Inspektionfach zu installieren.	Dimensión del alimentador mayor que el agujero de empotrar, pues instalar el alimentador en el correspondiente hueco de inspección.	Dimension de l'alimentateur supérieure au trou d'encaissement, donc installer l'alimentateur dans un compartiment spécial d'inspection.	Размеры блока питания превышают размеры монтажного отверстия, в связи с этим предусмотреть отдельное место для установки блока питания.

Fotometrie disponibili www.panzeri.it / Photometric data available at www.panzeri.it

Incasso in gesso completo di faretto orientabile in metallo bianco
 Plaster recessed with adjustable metal white spot
 Einbauleuchte in Gips, inklusiv ausrichtbarem Strahler in Metall weiss
 Empotrable en yeso, con spot orientable en metal blanco
 Spots encastrés en gypse avec spot orientable en metal blanc
 ВСТРАИВАЕМЫЙ СВЕТИЛЬНИК ИЗ ГИПСА С ПОВОРОТНЫМ СПОТОМ ИЗ БЕЛОГО МЕТАЛЛА

Energy Label available at www.panzeri.it

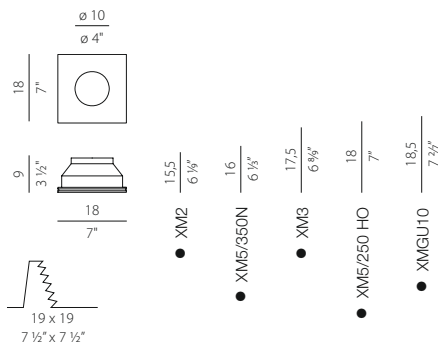


Example of bulb

XGR1027

XM3 lampholder + terminal block
 Max 50W GU10

CE IP20



+ Electric options

(see details on page 462)

XM2 lampholder + terminal block
 XMGU10 retrofit led lamp
 XM5/350N LED
 XM5/250 HO LED
 XM6/350/12 DRIVER
 XM6/250/10 DRIVER
 XM6-20 D/P MULTI DRIVER *
 XM6-25 D/P MULTI DRIVER

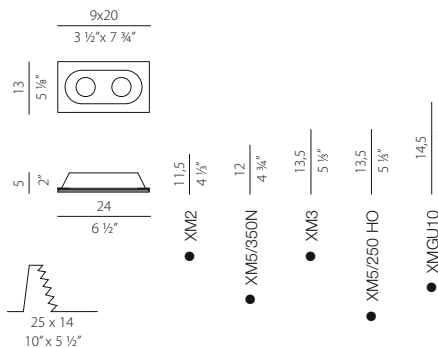


Example of bulb

XGR1030-2

XM3 lampholder + terminal block
 2 x Max 50W GU10

CE IP20



+ Electric options

(see details on page 462)

XM2 lampholder + terminal block
 XMGU10 retrofit led lamp
 XM5/350N LED
 XM5/250 HO LED
 XM6/350/12 DRIVER
 XM6/250/10 DRIVER
 XM6-20 D/P MULTI DRIVER *
 XM6-25 D/P MULTI DRIVER

XM1027
 185x185x190 mm

XM1030-2
 246x141x155 mm

Cassaforma per laterizio / calcestruzzo con microregolazione per allineamento. **Gruppo di alimentazione da prevedere remoto fuori dalla cassaforma.**

Brick/concrete housing with micro-adjustment for alignment. **Electrical power supply must be remote outside of the housing.**

Gehäuse für Ziegelstein / Beton mit Ausrichtungregulierung. **Das Vorschaltgerät ist ausserhalb des Gehäuses anzubringen.**

Caja para empotrar en el ladrillo/hormigón con micro ajuste para la alineación. **Grupo de alimentación que tienen que permanecer lejanos del encofrado.**

Coffrage pour briques/béton avec microréglage pour l'alignement. **Groupe d'alimentation à prévoir loin hors du coffrage.**

КАРКАС ДЛЯ КИРПИЧА/БЕТОНА С МИКРОРЕГУЛЯТОРОМ ДЛЯ ВЫРАВНИВАНИЯ. **БЛОК ПИТАНИЯ УСТАНОВЛИВАЕТСЯ ВНЕ УСТАНОВЛЕННОЙ РАМКИ, НА РАСТОЯНИИ ОТ СВЕТИЛЬНИКА.**

I prodotti sono venduti con alimentazione di serie GU10. Le elettrificazioni opzionali (XM2, XMGU10, XM5/350N, XM5/250 HO) e gli Optionals (XM6/350/12, XM6/250/10, XM6-20 D/P MULTI, XM6-25 D/P MULTI) sono forniti separatamente al prodotto e vanno perciò sostituiti a quelli di serie.

The products are sold with GU10 fittings. Different types of electricity supply (XM2, XMGU10, XM5/350N, XM5/250 HO) and the Optionals (XM6/350/12, XM6/250/10, XM6-20 D/P MULTI, XM6-25 D/P MULTI) substitute the series fitting.

Die Produkte werden mit GU10 Ausführung verkauft. Die optionalen Elektrifizierungen (XM2, XMGU10, XM5/350N, XM5/250 HO) und die Optionals (XM6/350/12, XM6/250/10, XM6-20 D/P MULTI, XM6-25 D/P MULTI) werden getrennt verkauft und sind somit anstatt der Standardausführung zu verwenden.

Los productos se venden con alimentaciones GU10 de serie. Las electrificaciones opcionales (XM2, XMGU10, XM5/350N, XM5/250 HO) y los Optionals (XM6/350/12, XM6/250/10, XM6-20 D/P MULTI, XM6-25 D/P MULTI) son dadas separatamente al producto y van a substituir a aquellas de serie.

Les produits sont vendus avec alimentation GU10 de série. Ulterieurs electrifications (XM2, XMGU10, XM5/350N, XM5/250 HO) et les Optionals (XM6/350/12, XM6/250/10, XM6-20 D/P MULTI, XM6-25 D/P MULTI) sont vendus séparément du produit et doivent remplacer celle de série.

АРТИКУЛЫ КОМПЛЕКТУЮТСЯ ЭЛЕКТРИЧЕСКОЙ НАЧИНКОЙ ДЛЯ GU10. КОМПОНЕНТЫ ДЛЯ ВАРИАНТОВ С (XM2, XMGU10, XM5/350N, XM5/250 HO) И АКСССУАРЫ (XM6/350/12, XM6/250/10, XM6-20 D/P MULTI, XM6-25 D/P MULTI) ПОСТАВЛЯЮТСЯ ОТДЕЛЬНО ОТ СВЕТИЛЬНИКА И ДОЛЖНЫ БЫТЬ УСТАНОВЛЕННЫ ВМЕСТО СТАНДАРТНОЙ НАЧИНКИ.

● Minima altezza di ingombro dell'apparecchio (le quote minime del vano di incasso sono riportate sul foglio di istruzioni)

Minimum height of the appliance (see the minimum values for housing compartment in the instruction sheets)

Mindesthöhe des Gerätes (für die minimalwerte der Einbauöffnung siehe Montageanleitung)

Altura mínima de espacio de dispositivo (ver los valores mínimos de la corte de montaje en las hojas de instrucciones)

Hauteur minimum d'encombrement de l'appareil (voir les valeurs minimales du compartiment encastré dans les instructions d'installation)

Минимальная габаритная высота прибора (минимальные размеры ниши для встраивания указаны в инструкции по монтажу)

Fotometrie disponibili www.panzeri.it / Photometric data available at www.panzeri.it

Incasso in gesso fisso con vetro
 Fixed plaster recessed with Glass
 Feste Einbauleuchte in Gips mit Glas
 Empotrable en yeso fijo con vidrio
 Spots encastrés en gypse fixe avec verre
 ФИКСИРОВАННЫЙ ВСТРАИВАЕМЫЙ СВЕТИЛЬНИК ИЗ ГИПСА СО СТЕКЛОМ

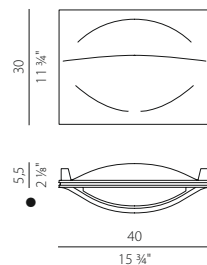


Energy Label available at www.panzeri.it



XGQ1031 LED

Potenza assorbita apparecchio
 Luminaire power consumption 13W
 Flusso luminoso apparecchio
 Luminaire luminous flux 892 lm
 3000K Ra 80 220-240V



REGISTERED DESIGN

XM1031 410x315x72 mm

Cassaforma per laterizio /
 calcestruzzo con microregolazione
 per allineamento.

Brick/concrete housing with
 micro-adjustment for alignment.

Gehäuse für Ziegelstein / Beton
 mit Ausrichtungregulierung.

Caja para empotrar en el ladrillo/
 hormigón con micro ajuste para
 la alineación.

Coffrage pour briques/béton avec
 microréglage pour l'alignement.

КАРКАС ДЛЯ КИРПИЧА/БЕТОНА
 С МИКРОРЕГУЛЯТОРОМ ДЛЯ
 ВЫРАВНИВАНИЯ.

- Minima altezza di ingombro
 dell'apparecchio (le quote minime
 del vano di incasso sono riportate
 sul foglio di istruzioni)

Minimum height of the appliance
 (see the minimum values for
 housing compartment in the
 instruction sheets)

Mindesthöhe des Gerätes (für die
 minimalwerte der Einbauöffnung
 siehe Montageanleitung)

Altura mínima de espacio de
 dispositivo (ver los valores
 mínimos de la corte de montaje
 en las hojas de instrucciones)

Hauteur minimum
 d'encombrement de l'appareil
 (voir les valeurs minimales du
 compartiment encastré dans les
 instructions d'installation)

Минимальная габаритная высота
 прибора (минимальные размеры ниши
 для встраивания указаны в инструкции
 по монтажу)

Fotometrie disponibili www.panzeri.it / Photometric data available at www.panzeri.it

Incasso in gesso fisso con vetro
Fixed plaster recessed with Glass
Feste Einbauleuchte in Gips mit Glas
Empotrable en yeso fijo con vidrio
Spots encastrés en gypse fixe avec verre
ФИКСИРОВАННЫЙ ВСТРАИВАЕМЫЙ СВЕТИЛЬНИК ИЗ ГИПСА СО СТЕКЛОМ



Energy Label available at www.panzeri.it



▲ **XGQ1032 LED**

Potenza assorbita apparecchio
 Luminaire power consumption 13W
 Flusso luminoso apparecchio
 Luminaire luminous flux 911 lm
 3000K Ra 80 220-240V
 €€ IP20

XGQ1032C LED

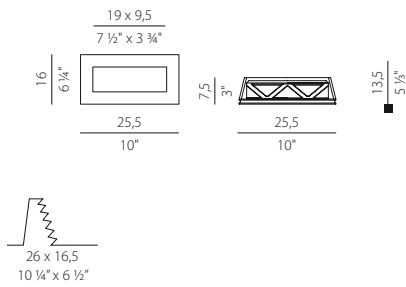
Potenza assorbita apparecchio
 Luminaire power consumption 13W
 Flusso luminoso apparecchio
 Luminaire luminous flux 911 lm
 3000K Ra 80 220-240V
 €€ IP20

▲ **XGQ1032 FLUO**

26W G24 q-3 220-240V
 32/42W GX24 q-3/q-4 220-240V
 €€ IP20

XGQ1032C FLUO

Per inserimento in cassaforma / To be used in brick/concrete housing
 26W G24 q-3 220-240V
 32/42W GX24 q-3/q-4 220-240V
 €€ IP20



XM1032

261x168x155 mm

Cassaforma per laterizio / calcestruzzo con microregolazione per allineamento.	Brick/concrete housing with micro-adjustment for alignment.	Gehäuse für Ziegelstein / Beton mit Ausrichtungregulierung.	Caja para empotrar en el ladrillo/hormigón con micro ajuste para la alineación.	Coffrage pour briques/béton avec microréglage pour l'alignement.	КАРКАС ДЛЯ КИРПИЧА/БЕТОНА С МИКРОРЕГУЛЯТОРОМ ДЛЯ ВЫРАВНИВАНИЯ.
■ Minima altezza di ingombro dell'apparecchio (le quote minime del vano di incasso sono riportate sul foglio di istruzioni)	Minimum height of the appliance (see the minimum values for housing compartment in the instruction sheets)	Mindesthöhe des Gerätes (für die minimalwerte der Einbauöffnung siehe Montageanleitung)	Altura mínima de espacio de dispositivo (ver los valores mínimos de la corte de montaje en las hojas de instrucciones)	Hauteur minimume d'encombremet de l'appareil (voir les valeurs minimales du compartiment encastré dans les instructions d'installation)	Минимальная габаритная высота прибора (минимальные размеры ниши для встраивания указаны в инструкции по монтажу)
■ Con struttura metallica.	With métal frame.	Mit Metallgehäuse.	Estructura con marco de métal.	Avec structure métallique.	С АРМАТУРОЙ ИЗ МЕТАЛЛА
▲ Elettrificazione solo per cartongesso. No cassaforma	Electrification only for plasterboard. No housing	Elektrifizierung nur für Gipskarton. Ohne Gehäuse	Electrificación sólo para cartón piedra. No encofrado	Électrification seulement pour plaques de plâtre. Sans coffrage	Электрическая начинка только для гипсокартона. Без монтажной рамки

Fotometrie disponibili www.panzeri.it / Photometric data available at www.panzeri.it

Incasso con cornice in gesso e faretto grigio metallizzato completamente orientabile. Scatola interna nera o bianca.
 Plaster frame recessed with Metallized grey totally adjustable spot recessed. White or black inner box.
 Einbauleuchte mit Gipsrahmen und komplett ausrichtbarem Spotlight grau-metallisch. Das Innenfeld ist weiß oder schwarz.
 Empotrable con cornisas de yeso y spotlight en gris metalizado totalmente ajustable. Caja de interiores de color blanco o negro.
 Spots encastrés en gypse avec cadres en plâtre et spotlight en gris métallisé entièrement réglable. La partie intérieure de la boîte est blanche ou noire.
 ВСТРАИВАЕМЫЙ СВЕТИЛЬНИК С РАМКой ИЗ ГИПСА И ПОВОРОТНЫМ СПОТОМ, ЦВЕТ СЕРЫЙ МЕТАЛЛИК. ВНУТРЕННЯЯ СТРУКТУРА ЧЕРНАЯ ИЛИ БЕЛАЯ.

Energy Label available at www.panzeri.it



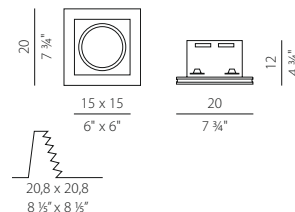
Example of bulb

XGQ1034-1 WHI
XGQ1034-1 BLA
XGQ1034-1C WHI

Per inserimento in cassaforma
 To be used in brick/concrete housing

XGQ1034-1C BLA
 Per inserimento in cassaforma
 To be used in brick/concrete housing

Max 75W G53 12V QR111
 CE IP20



+ Electric options
 (see details on page 462)

XM3L GU10 lampholder

XM5/111 LED
 15W G53 3000K 40° 12VAC/DC 860lm
 NOT DIMMABLE

XM50/12 TRANSFORMER
 (XM5/111 LED)

XM5/111AC
 22,5W 3000K 40° Ra 83 220-240V 1850lm
 NOT DIMMABLE



REGISTERED DESIGN



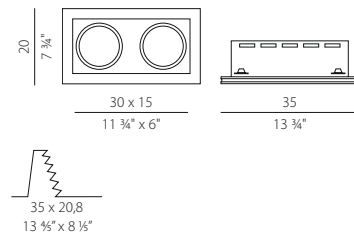
Example of bulb

XGQ1034-2 WHI
XGQ1034-2 BLA
XGQ1034-2C WHI

Per inserimento in cassaforma
 To be used in brick/concrete housing

XGQ1034-2C BLA
 Per inserimento in cassaforma
 To be used in brick/concrete housing

2 x Max 75W G53 12V QR111
 CE IP20



+ Electric options
 (see details on page 462)

XM3L GU10 lampholder

XM5/111 LED
 15W G53 3000K 40° 12VAC/DC 860lm
 NOT DIMMABLE

XM50/12 TRANSFORMER
 (XM5/111 LED)

XM5/111AC
 22,5W 3000K 40° Ra 83 220-240V 1850lm
 NOT DIMMABLE



REGISTERED DESIGN

XM1034-1
 300x210x152 mm

XM1034-2
 445x210x155 mm

Cassaforma per laterizio / calcestruzzo con microregolazione per allineamento. **Gruppo di alimentazione da prevedere remoto fuori dalla cassaforma.**

Brick/concrete housing with micro-adjustment for alignment. **Electrical power supply must be remote outside of the housing.**

Gehäuse für Ziegelstein / Beton mit Ausrichtungregulierung. **Das Vorschaltgerät ist ausserhalb des Gehäuses anzubringen.**

Caja para empotrar en el ladrillo/hormigón con micro ajuste para la alineación. **Grupo de alimentación que tienen que permanecer lejanos del encofrado.**

Coffrage pour briques/béton avec microréglage pour l'alignement. **Groupe d'alimentation à prévoir loin hors du coffrage.**

КАРКАС ДЛЯ КИРПИЧА/БЕТОНА С МИКРОРЕГУЛЯТОРОМ ДЛЯ ВЫРАВНИВАНИЯ. **БЛОК ПИТАНИЯ УСТАНОВЛИВАЕТСЯ ВНЕ МОНТАЖНОЙ РАМКИ, НА РАССТОЯНИИ ОТ СВЕТИЛЬНИКА.**

I prodotti sono venduti con alimentazione di serie G53 (QR111). Le elettrificazioni opzionali (XM3L, XM5/111, XM5/111AC) e gli optional (XM5012) sono fornite separatamente al prodotto e vanno perciò sostituite a quelle di serie.

The products are sold with G53 (QR111) fittings. Different types of electricity supply (XM3L, XM5/111, XM5/111AC) and the optional (XM5012) are optional and substitute the series fitting.

Die Produkte werden mit G53 (QR111) Ausführung verkauft. Die optionalen Elektrifizierungen (XM3L, XM5/111, XM5/111AC) und die Optionals (XM5012) werden getrennt verkauft und sind somit anstatt der Standardausführung zu verwenden.

Los productos se venden con alimentaciones G53 (QR111) de serie. Las electrificaciones opcionales (XM3L, XM5/111, XM5/111AC) y los Optionals (XM5012) son dadas separatamente al producto y van a sustituir a aquellas de serie.

Les produits sont vendus avec alimentation G53 (QR111) de série. Ultérieures electrifications (XM3L, XM5/111, XM5/111AC) et les Optionals (XM5012) sont vendus séparément du produit et doivent remplacer celle de série.

АРТИКУЛЫ КОМПЛЕКТУЮТСЯ ЭЛЕКТРИЧЕСКОЙ НАЧИНКОЙ ДЛЯ G53(QR111). КОМПОНЕНТЫ ДЛЯ ВАРИАНТА С XM3L, XM5/111, XM5/111AC И АКСЕССУАРЫ XM5012 ПОСТАВЛЯЮТСЯ ОТДЕЛЬНО ОТ СВЕТИЛЬНИКА И ДОЛЖНЫ БЫТЬ УСТАНОВЛЕНЫ ВМЕСТО СТАНДАРТНОЙ НАЧИНКИ.

Fotometrie disponibili www.panzeri.it / Photometric data available at www.panzeri.it

Incasso con cornice in gesso e faretto grigio metallizzato completamente orientabile. Scatola interna nera o bianca.
 Plaster frame recessed with Metallized grey totally adjustable spot recessed. White or black inner box.
 Einbauleuchte mit Gipsrahmen und komplett ausrichtbarem Spotlight graumetallisch. Das Innenfeld ist weiß oder schwarz.
 Empotrable con cornisas de yeso y spotlight en gris metalizado totalmente ajustable. Caja de interiores de color blanco o negro.
 Spots encastrés en gypse avec cadres en plâtre et spotlight en gris métallisé entièrement réglable. La partie intérieure de la boîte est blanche ou noire.
 ВСТРАИВАЕМЫЙ СВЕТИЛЬНИК С РАМКой ИЗ ГИПСА И ПОВОРОТНЫМ СПОТОМ, ЦВЕТ СЕРЫЙ МЕТАЛЛИК. ВНУТРЕННЯЯ СТРУКТУРА ЧЕРНАЯ ИЛИ БЕЛАЯ.

Energy Label available at www.panzeri.it



Example of bulb



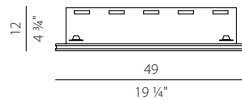
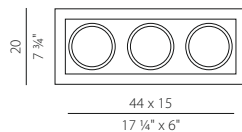
XGQ1034-3 WHI
XGQ1034-3 BLA
XGQ1034-3C WHI

Per inserimento in cassaforma
 To be used in brick/concrete housing

XGQ1034-3C BLA

Per inserimento in cassaforma
 To be used in brick/concrete housing

3 x Max 75W G53 12V QR111 
 CE IP20  



+ Electric options

(see details on page 462)

XM3L GU10 lampholder

XM5/111 LED
 15W G53 3000K 40° 12VAC/DC 860lm
 NOT DIMMABLE

XM50/12 TRANSFORMER
 (XM5/111 LED)

XM5/111AC
 22,5W 3000K 40° Ra 83 220-240V 1850lm
 NOT DIMMABLE



REGISTERED DESIGN

XM1034-3
 590x210x155 mm

Cassaforma per laterizio / calcestruzzo con microregolazione per allineamento. **Gruppo di alimentazione da prevedere remoto fuori dalla cassaforma.**

Brick/concrete housing with micro-adjustment for alignment. **Electrical power supply must be remote outside of the housing.**

Gehäuse für Ziegelstein / Beton mit Ausrichtungregulierung. **Das Vorschaltgerät ist ausserhalb des Gehäuses anzubringen.**

Caja para empotrar en el ladrillo/ hormigón con micro ajuste para la alineación. **Grupo de alimentación que tienen que permanecer lejanos del encofrado.**

Coffrage pour briques/béton avec microréglage pour l'alignement. **Groupe d'alimentation à prévoir loin hors du coffrage.**

КАРКАС ДЛЯ КИРПИЧА/БЕТОНА С МИКРОРЕГУЛЯТОРОМ ДЛЯ ВЫРАВНИВАНИЯ. **БЛОК ПИТАНИЯ УСТАНОВЛИВАЕТСЯ ВНЕ МОНТАЖНОЙ РАМКИ, НА РАСТОЯНИИ ОТ СВЕТИЛЬНИКА.**

I prodotti sono venduti con alimentazione di serie G53 (QR111). Le elettrificazioni opzionali (XM3L, XM5/111, XM5/111AC) e gli optional (XM5012) sono fornite separatamente al prodotto e vanno perciò sostituite a quelle di serie.

The products are sold with G53 (QR111) fittings. Different types of electricity supply (XM3L, XM5/111, XM5/111AC) and the optionals (XM5012) are optional and substitute the series fitting.

Die Produkte werden mit G53 (QR111) Ausführung verkauft. Die optionalen Elektrifizierungen (XM3L, XM5/111, XM5/111AC) und die Optionals (XM5012) werden getrennt verkauft und sind somit anstatt der Standardausführung zu verwenden.

Los productos se venden con alimentaciones G53 (QR111) de serie. Las electrificaciones opcionales (XM3L, XM5/111, XM5/111AC) y los Optionals (XM5012) son dadas separatamente al producto y van a sustituir a aquellas de serie.

Les produits sont vendus avec alimentation G53 (QR111) de série. Ultérieures électrifications (XM3L, XM5/111, XM5/111AC) et les Optionals (XM5012) sont vendus séparément du produit et doivent remplacer celle de série.

Артикулы комплектуются электрической начинкой для G53 (QR111). Компоненты для варианта с XM3L, XM5/111, XM5/111AC и аксессуара XM5012 поставляются отдельно от светильника и должны быть установлены вместо стандартной начинки.

Fotometrie disponibili www.panzeri.it / Photometric data available at www.panzeri.it

Lampada in gesso completa di faretto orientabile in metallo bianco

Plaster lamp with adjustable metal white spot

Leuchte in Gips, inklusiv ausrichtbarem Strahler in Métall weiss

Lampara en yeso, con spot orientable en métal blanco

Spots en gypse avec spot orientable en métal blanc

ВСТРАИВАЕМЫЙ СВЕТИЛЬНИК ИЗ ГИПСА С ПОВОРОТНЫМ СПОТОМ ИЗ БЕЛОГО МЕТАЛЛА

Energy Label available at www.panzeri.it

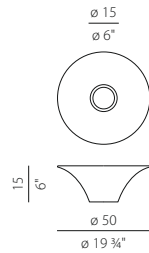


Example of bulb

XGR1036

Max 75W G53 12V QR111

CE IP20



+ Electric options

(see details on page 462)

XM3L GU10 lampholder

XM5/111 LED
15W G53 3000K 40° 12VAC/DC 860lm
NOT DIMMABLE

XM50/12 TRANSFORMER
(XM5/111 LED)

XM5/111AC
22,5W 3000K 40° Ra 83 220-240V 1850lm
NOT DIMMABLE



REGISTERED DESIGN

I prodotti sono venduti con alimentazione di serie G53 (QR111). Le elettrificazioni opzionali (XM3L, XM5/111, XM5/111AC) e gli optional (XM5012) sono fornite separatamente al prodotto e vanno perciò sostituite a quelle di serie.

The products are sold with G53 (QR111) fittings. Different types of electricity supply (XM3L, XM5/111, XM5/111AC) and the optionals (XM5012) are optional and substitute the series fitting.

Die Produkte werden mit G53 (QR111) Ausführung verkauft. Die optionalen Elektrifizierungen (XM3L, XM5/111, XM5/111AC) und die Optionals (XM5012) werden getrennt verkauft und sind somit anstatt der Standardausführung zu verwenden.

Los productos se venden con alimentaciones G53 (QR111) de serie. Las electrificaciones opcionales (XM3L, XM5/111, XM5/111AC) y los Optionals (XM5012) son dadas separatamente al producto y van a sustituir a aquellas de serie.

Les produits sont vendus avec alimentation G53 (QR111) de série. Ultérieures electrifications (XM3L, XM5/111, XM5/111AC) et les Optionals (XM5012) sont vendus séparément du produit et doivent remplacer celle de série.

АРТИКУЛЫ КОМПЛЕКТУЮТСЯ ЭЛЕКТРИЧЕСКОЙ НАЧИНКОЙ ДЛЯ ЭЛЕКТРИЧЕСКОЙ НАЧИНКОЙ ДЛЯ ВАРИАНТА С XM3L, XM5/111, XM5/111AC И АКСЕССУАРЫ XM5012 ПОСТАВЛЯЮТСЯ ОТДЕЛЬНО ОТ СВЕТИЛЬНИКА И ДОЛЖНЫ БЫТЬ УСТАНОВЛЕНЫ ВМЕСТО СТАНДАРТНОЙ НАЧИНКИ.

Fotometrie disponibili www.panzeri.it / Photometric data available at www.panzeri.it

Incasso in gesso fisso con vetro
Fixed plaster recessed with Glass
Feste Einbauleuchte in Gips mit Glas
Empotrable en yeso fijo con vidrio
Spots encastrés en gypse fixe avec verre
ФИКСИРОВАННЫЙ ВСТРАИВАЕМЫЙ СВЕТИЛЬНИК ИЗ ГИПСА СО СТЕКЛОМ

Energy Label available at www.panzeri.it

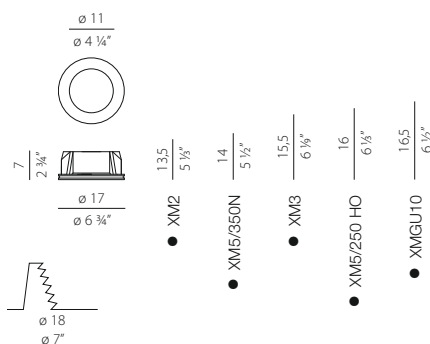


XGR1202

XM3 lampholder + terminal block

Max 50W GU10

CE IP20



+ Electric options

(see details on page 462)

XM2 lampholder + terminal block
XMGU10 retrofit led lamp
XM5/350N LED
XM5/250 HO LED
XM6/350/12 DRIVER
XM6/250/10 DRIVER
XM6-20 D/P MULTI DRIVER *
XM6-25 D/P MULTI DRIVER

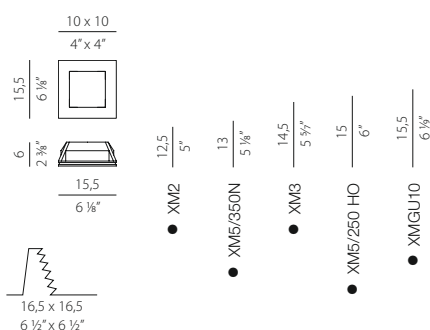


XGQ1203

XM3 lampholder + terminal block

Max 50W GU10

CE IP20



+ Electric options

(see details on page 462)

XM2 lampholder + terminal block
XMGU10 retrofit led lamp
XM5/350N LED
XM5/250 HO LED
XM6/350/12 DRIVER
XM6/250/10 DRIVER
XM6-20 D/P MULTI DRIVER *
XM6-25 D/P MULTI DRIVER

XM1203

161x161x155 mm

Cassaforma per laterizio / calcestruzzo con microregolazione per allineamento. **Gruppo di alimentazione da prevedere remoto fuori dalla cassaforma.**

Brick/concrete housing with micro-adjustment for alignment. **Electrical power supply must be remote outside of the housing.**

Gehäuse für Ziegelstein / Beton mit Ausrichtungregulierung. **Das Vorschaltgerät ist ausserhalb des Gehäuses anzubringen.**

Caja para empotrar en el ladrillo/hormigón con micro ajuste para la alineación. **Grupo de alimentación que tienen que permanecer lejanos del encofrado.**

Coffrage pour briques/béton avec microréglage pour l'alignement. **Groupe d'alimentation à prévoir loin hors du coffrage.**

КАРКАС ДЛЯ КИРПИЧА/БЕТОНА С МИКРОРЕГУЛЯТОРОМ ДЛЯ ВЫРАВНИВАНИЯ. **БЛОК ПИТАНИЯ УСТАНОВЛИВАЕТСЯ ВНЕ МОНТАЖНОЙ РАМКИ, НА РАССТОЯНИИ ОТ СВЕТИЛЬНИКА.**

I prodotti sono venduti con alimentazione di serie GU10. Le elettrificazioni opzionali (XM2, XMGU10, XM5/350N, XM5/250 HO) e gli Optionals (XM6/350/12, XM6/250/10, XM6-20 D/P MULTI, XM6-25 D/P MULTI) sono forniti separatamente al prodotto e vanno perciò sostituiti a quelli di serie.

The products are sold with GU10 fittings. Different types of electricity supply (XM2, XMGU10, XM5/350N, XM5/250 HO) and the Optionals (XM6/350/12, XM6/250/10, XM6-20 D/P MULTI, XM6-25 D/P MULTI) substitute the series fitting.

Die Produkte werden mit GU10 Ausföhrung verkauft. Die optionalen Elektrifizierungen (XM2, XMGU10, XM5/350N, XM5/250 HO) und die Optionals (XM6/350/12, XM6/250/10, XM6-20 D/P MULTI, XM6-25 D/P MULTI) werden getrennt verkauft und sind somit anstatt der Standardausföhrung zu verwenden.

Los productos se venden con alimentaciones GU10 de serie. Las electrificaciones opcionales (XM2, XMGU10, XM5/350N, XM5/250 HO) y los Optionals (XM6/350/12, XM6/250/10, XM6-20 D/P MULTI, XM6-25 D/P MULTI) son dadas separatamente al producto y van a sustituir a aquellas de serie.

Les produits sont vendus avec alimentation GU10 de serie. Ulterieures electrificacions (XM2, XMGU10, XM5/350N, XM5/250 HO) et les Optionals (XM6/350/12, XM6/250/10, XM6-20 D/P MULTI, XM6-25 D/P MULTI) sont vendus separatément du produit et doivent remplacer celle de serie.

Артикулы комплектуются электрической начинкой для GU10. Компоненты для вариантов С (XM2, XMGU10, XM5/350N, XM5/250 HO) и аксессуары (XM6/350/12, XM6/250/10, XM6-20 D/P MULTI, XM6-25 D/P MULTI) поставляются отдельно от светильника и должны быть установлены вместо стандартной начинки.

• Minima altezza di ingombro dell'apparecchio (le quote minime del vano di incasso sono riportate sul foglio di istruzioni)

Minimum height of the appliance (see the minimum values for housing compartment in the instruction sheets)

Mindesthöhe des Gerätes (für die minimalwerte der Einbauöffnung siehe Montageanleitung)

Altura minima de espacio de dispositivo (ver los valores minimos de la corte de montaje en las hojas de instrucciones)

Hauteur minimum d'encombrement de l'appareil (voir les valeurs minimales du compartiment encastré dans les instructions d'installation)

Минимальная габаритная высота прибора (минимальные размеры ниши для встраивания указаны в инструкции по монтажу)

* Dimensione dell'alimentatore maggiore del foro d'incasso, dunque installare l'alimentatore in apposito vano d'ispezione.

Power supply unit is larger than the recess hole, install the power supply unit in a special inspection compartment.

Das Vorschaltgerät ist größer als die Einbauöffnung; das Vorschaltgerät ist in einem entsprechenden Inspektionfach zu installieren.

Dimensión del alimentador mayor que el agujero de empotrar, pues instalar el alimentador en el correspondiente hueco de inspección.

Dimension de l'alimentateur supérieure au trou d'encaissement, donc installer l'alimentateur dans un compartiment spécial d'inspection.

Размеры блока питания превышают размеры монтажного отверстия, в связи с этим предусмотреть отдельно место для установки блока питания.

Fotometrie disponibili www.panzeri.it / Photometric data available at www.panzeri.it

Incasso in gesso fisso con vetro
Fixed plaster recessed with Glass
Feste Einbauleuchte in Gips mit Glas
Empotrable en yeso fijo con vidrio
Spots encastrés en gypse fixe avec verre
ФИКСИРОВАННЫЙ ВСТРАИВАЕМЫЙ СВЕТИЛЬНИК ИЗ ГИПСА СО СТЕКЛОМ



Energy Label available at www.panzeri.it



▲ **XGQ1205 LED**

Potenza assorbita apparecchio
 Luminaire power consumption 20W
 Flusso luminoso apparecchio
 Luminaire luminous flux 1601 lm
 3000K Ra 80 220-240V
 €€ IP20

▲ **XGQ1205C LED**

Potenza assorbita apparecchio
 Luminaire power consumption 20W
 Flusso luminoso apparecchio
 Luminaire luminous flux 1601 lm
 3000K Ra 80 220-240V
 €€ IP20

▲ **XGQ1205 LED-EM**

Potenza assorbita apparecchio
 Luminaire power consumption 20W
 Flusso luminoso apparecchio
 Luminaire luminous flux 1601 lm
 3000K Ra 80 220-240V + 1H/12H Emergency
 €€ IP20

▲ **XGQ1205 FLUO**

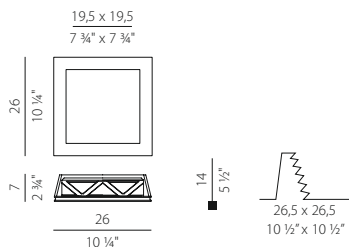
2 x 26W G24 q-3 220-240V
 2 x 32/42W GX24 q-3/q-4 220-240V
 €€ IP20

▲ **XGQ1205C FLUO**

Per inserimento in cassaforma / To be used in brick/concrete housing
 2 x 26W G24 q-3 220-240V
 2 x 32/42W GX24 q-3/q-4 220-240V
 €€ IP20

▲ **XGQ1205 FLUO-EM**

2 x 26W G24 q-3 220-240V + 1H/12H Emergency
 2 x 32/42W GX24 q-3/q-4 220-240V
 €€ IP20



XM1205
 262x262x190 mm

Cassaforma per laterizio / calcestruzzo con microregolazione per allineamento.	Brick/concrete housing with micro-adjustment for alignment.	Gehäuse für Ziegelstein / Beton mit Ausrichtungregulierung.	Caja para empotrar en el ladrillo/hormigón con micro ajuste para la alineación.	Coffrage pour briques/béton avec microréglage pour l'alignement.	КАРКАС ДЛЯ КИРПИЧА/БЕТОНА С МИКРОРЕГУЛЯТОРОМ ДЛЯ ВЫРАВНИВАНИЯ.
■ Minima altezza di ingombro dell'apparecchio (le quote minime del vano di incasso sono riportate sul foglio di istruzioni)	Minimum height of the appliance (see the minimum values for housing compartment in the instruction sheets)	Mindesthöhe des Gerätes (für die minimalwerte der Einbauöffnung siehe Montageanleitung)	Altura mínima de espacio de dispositivo (ver los valores mínimos de la corte de montaje en las hojas de instrucciones)	Hauteur minimume d'encombrement de l'appareil (voir les valeurs minimales du compartiment encastré dans les instructions d'installation)	МИНИМАЛЬНАЯ ГАБАРИТНАЯ ВЫСОТА ПРИБОРА (МИНИМАЛЬНЫЕ РАЗМЕРЫ НИШИ ДЛЯ ВСТРАИВАНИЯ УКАЗАНЫ В ИНСТРУКЦИИ ПО МОНТАЖУ)
■ Con struttura metallica.	With métal frame.	Mit Metallgehäuse.	Estructura con marco de metal.	Avec structure métallique.	С АРМАТУРОЙ ИЗ МЕТАЛЛА
▲ Elettrificazione solo per cartongesso. No cassaforma	Electrification only for plasterboard. No housing	Elektrifizierung nur für Gipskarton. Ohne Gehäuse	Electrificación sólo para cartón piedra. No encofrado	Électrification seulement pour plaques de plâtre. Sans coffrage	Электрическая начинка только для гипсокартона. Без монтажной рамки

Fotometrie disponibili www.panzeri.it / Photometric data available at www.panzeri.it

Incasso in gesso fisso con vetro
 Fixed plaster recessed with Glass
 Feste Einbauleuchte in Gips mit Glas
 Empotrable en yeso fijo con vidrio
 Spots encastrés en gypse fixe avec verre
 ФИКСИРОВАННЫЙ ВСТРАИВАЕМЫЙ СВЕТИЛЬНИК ИЗ ГИПСА СО СТЕКЛОМ



Energy Label available at www.panzeri.it



XGR1206 LED

Potenza assorbita apparecchio
 Luminaire power consumption 20W
 Flusso luminoso apparecchio
 Luminaire luminous flux 1601 lm
 3000K Ra 80 220-240V
 CE IP20

XGR1206 LED-EM

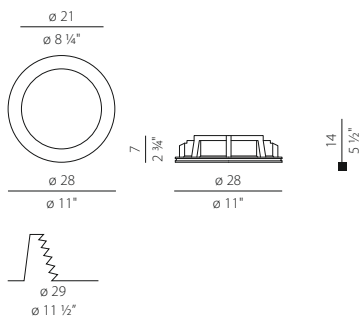
Potenza assorbita apparecchio
 Luminaire power consumption 20W
 Flusso luminoso apparecchio
 Luminaire luminous flux 1601 lm
 3000K Ra 80 220-240V + 1H/12H Emergency
 CE IP20

XGR1206 FLUO

2 x 26W G24 q-3 220-240V
 2 x 32/42W GX24 q-3/q-4 220-240V
 CE IP20

XGR1206 FLUO-EM

2 x 26W G24 q-3 220-240V + 1H/12H Emergency
 2 x 32/42W GX24 q-3/q-4 220-240V
 CE IP20



■ Minima altezza di ingombro dell'apparecchio (le quote minime del vano di incasso sono riportate sul foglio di istruzioni)

Minimum height of the appliance (see the minimum values for housing compartment in the instruction sheets)

Mindesthöhe des Gerätes (für die minimalwerte der Einbauöffnung siehe Montageanleitung)

Altura mínima de espacio de dispositivo (ver los valores mínimos de la corte de montaje en las hojas de instrucciones)

Hauteur minimum d'encombrement de l'appareil (voir les valeurs minimales du compartiment encastré dans les instructions d'installation)

МИНИМАЛЬНАЯ ГАБАРИТНАЯ ВЫСОТА ПРИБОРА (МИНИМАЛЬНЫЕ РАЗМЕРЫ НИШИ ДЛЯ ВСТРАИВАНИЯ УКАЗАНЫ В ИНСТРУКЦИИ ПО МОНТАЖУ)

■ Con struttura metallica.

With métal frame.

Mit Metallgehäuse.

Estructura con marco de métal.

Avec structure métallique.

С АРМАТУРОЙ ИЗ МЕТАЛЛА

Fotometrie disponibili www.panzeri.it / Photometric data available at www.panzeri.it

Incasso in gesso fisso con vetro
Fixed plaster recessed with Glass
Feste Einbauleuchte in Gips mit Glas
Empotrable en yeso fijo con vidrio
Spots encastrés en gypse fixe avec verre
ФИКСИРОВАННЫЙ ВСТРАИВАЕМЫЙ СВЕТИЛЬНИК ИЗ ГИПСА СО СТЕКЛОМ



Energy Label available at www.panzeri.it

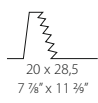
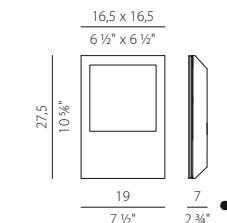


XGQ1210 LED

Potenza assorbita apparecchio
Luminaire power consumption 13W
Flusso luminoso apparecchio
Luminaire luminous flux 813 lm
3000K Ra 80 220-240V
CE IP20

XGQ1210 LED DIM

Potenza assorbita apparecchio
Luminaire power consumption 13W
Flusso luminoso apparecchio
Luminaire luminous flux 813 lm
3000K Ra 80 220-240V DALI/PUSH DIM
CE IP20



XM1210

325x195x75 mm

	Cassaforma per laterizio / calcestruzzo con microregolazione per allineamento.	Brick/concrete housing with micro-adjustment for alignment.	Gehäuse für Ziegelstein / Beton mit Ausrichtungregulierung.	Caja para empotrar en el ladrillo/hormigón con micro ajuste para la alineación.	Coffrage pour briques/béton avec microréglage pour l'alignement.	КАРКАС ДЛЯ КИРПИЧА/БЕТОНА С МИКРОРЕГУЛЯТОРОМ ДЛЯ ВЫРАВНИВАНИЯ.
	● Minima altezza di ingombro dell'apparecchio (le quote minime del vano di incasso sono riportate sul foglio di istruzioni)	Minimum height of the appliance (see the minimum values for housing compartment in the instruction sheets)	Mindesthöhe des Gerätes (für die minimalwerte der Einbauöffnung siehe Montageanleitung)	Altura mínima de espacio de dispositivo (ver los valores mínimos de la corte de montaje en las hojas de instrucciones)	Hauteur minimum de l'appareil (voir les valeurs minimales du compartiment encastré dans les instructions d'installation)	МИНИМАЛЬНАЯ ГАБАРИТНАЯ ВЫСОТА ПРИБОРА (МИНИМАЛЬНЫЕ РАЗМЕРЫ НИШИ ДЛЯ ВСТРАИВАНИЯ УКАЗАНЫ В ИНСТРУКЦИИ ПО МОНТАЖУ)
21	Foglia oro (a richiesta)	Gold leaf (available on request)	Blattgold (auf Anfrage)	Pan de oro (disponible a petición)	Feuille d'or (sur demande)	СУСАЛЬНОЕ ЗОЛОТО (ПО ЗАПРОСУ)
23	Foglia argento (a richiesta)	Silver leaf (available on request)	Blattsilber (auf Anfrage)	Pan de plata (disponible a petición)	Feuille d'argent (sur demande)	СУСАЛЬНОЕ СЕРЕБРО (ПО ЗАПРОСУ)
24	Foglia Rame (a richiesta)	Copper leaf (available on request)	Blattkupfer (auf Anfrage)	Pan de cobre (disponible a petición)	Feuille cuivre (sur demande)	СУСАЛЬНОЕ МЕДЬ (ПО ЗАПРОСУ)

Fotometrie disponibili www.panzeri.it / Photometric data available at www.panzeri.it



Incasso in gesso fisso con vetro
Fixed plaster recessed with Glass
Feste Einbauleuchte in Gips mit Glas
Empotrable en yeso fijo con vidrio
Spots encastrés en gypse fixe avec verre
ФИКСИРОВАННЫЙ ВСТРАИВАЕМЫЙ СВЕТИЛЬНИК ИЗ ГИПСА СО СТЕКЛОМ



Energy Label available at www.panzeri.it



Foglia oro a richiesta
Gold leaf available on request

XGQ1211 LED

Potenza assorbita apparecchio
Luminaire power consumption 13W
Flusso luminoso apparecchio
Luminaire luminous flux 892 lm
3000K Ra 80 220-240V
CE IP20

XGQ1211 LED DIM

Potenza assorbita apparecchio
Luminaire power consumption 13W
Flusso luminoso apparecchio
Luminaire luminous flux 892 lm
3000K Ra 80 220-240V DALI / PUSH DIM
CE IP20

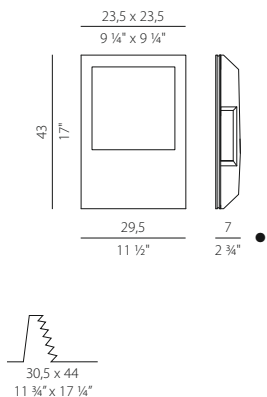
XGQ1211 FLUO

★ 26W G24 q-3 220-240V

★ 32/42W GX24 q-3/q-4 220-240V

CE IP20

★ Use OSRAM bulbs



XM1211

439x300x74 mm

	Cassaforma per laterizio / calcestruzzo con microregolazione per allineamento.	Brick/concrete housing with micro-adjustment for alignment.	Gehäuse für Ziegelstein / Beton mit Ausrichtungregulierung.	Caja para empotrar en el ladrillo/hormigón con micro ajuste para la alineación.	Coffrage pour briques/béton avec microréglage pour l'alignement.	КАРКАС ДЛЯ КИРПИЧА/БЕТОНА С МИКРОРЕГУЛЯТОРОМ ДЛЯ ВЫРАВНИВАНИЯ.
	<ul style="list-style-type: none"> Minima altezza di ingombro dell'apparecchio (le quote minime del vano di incasso sono riportate sul foglio di istruzioni) 	Minimum height of the appliance (see the minimum values for housing compartment in the instruction sheets)	Mindesthöhe des Gerätes (für die minimalwerte der Einbauöffnung siehe Montageanleitung)	Altura mínima de espacio de dispositivo (ver los valores mínimos de la corte de montaje en las hojas de instrucciones)	Hauteur minimum d'encombrement de l'appareil (voir les valeurs minimales du compartiment encastré dans les instructions d'installation)	МИНИМАЛЬНАЯ ГАБАРИТНАЯ ВЫСОТА ПРИБОРА (МИНИМАЛЬНЫЕ РАЗМЕРЫ НИШИ ДЛЯ ВСТРАИВАНИЯ УКАЗАНЫ В ИНСТРУКЦИИ ПО МОНТАЖУ)
21	Foglia oro (a richiesta)	Gold leaf (available on request)	Blattgold (auf Anfrage)	Pan de oro (disponible a petición)	Feuille d'or (sur demande)	СУСАЛЬНОЕ ЗОЛОТО (ПО ЗАПРОСУ)
23	Foglia argento (a richiesta)	Silver leaf (available on request)	Blattsilber (Auf anfrage)	Pan de plata (disponible a petición)	Feuille d'argent (sur demande)	СУСАЛЬНОЕ СЕРЕБРО (ПО ЗАПРОСУ)
24	Foglia Rame (a richiesta)	Copper leaf (available on request)	Blattkupfer (auf Anfrage)	Pan de cobre (disponible a petición)	Feuille cuivre (sur demande)	СУСАЛЬНОЕ МЕДЬ (ПО ЗАПРОСУ)

Fotometrie disponibili www.panzeri.it / Photometric data available at www.panzeri.it

Incassi_

451 **BUD**

454 **ROY**

458 **XA2103**

458 **XA2104**

459 **XA2115**

459 **XA2116**

460 **XA2117**

456 **XGQ1009**

456 **XGR1010**

457 **XSV2008**



Bud

XR238-44

LED 9,5W 350mA 3000K 24° Ra 80

Flusso luminoso apparecchio

Luminaire luminous flux 965lm

CE IP44/20 IK08 850°

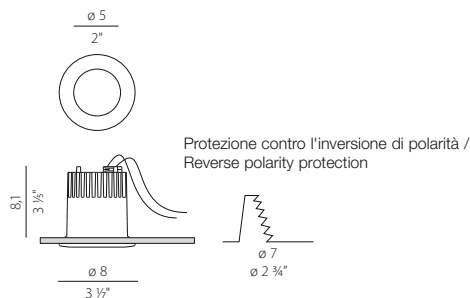
+ Electric options

(see details on page 462)

XM6/350/12 DRIVER

XM6-20 D/P MULTI DRIVER

XM6-25 D/P MULTI DRIVER



Bud

XR237-65

LED 9,5W 350mA 3000K 24° Ra 80

Flusso luminoso apparecchio

Luminaire luminous flux 965lm

CE IP65/20 IK08 850°

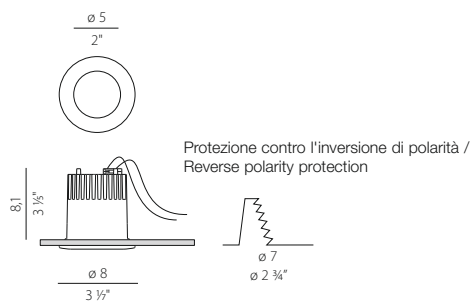
+ Electric options

(see details on page 462)

XM6/350/12 DRIVER

XM6-20 D/P MULTI DRIVER

XM6-25 D/P MULTI DRIVER



I Driver non sono inclusi, vedi electric options. Da acquistare separatamente.

Drivers not included, see electric options. Please purchase separately.

Drivers nicht eingeschlossen, Sehen Sie die elektrische Option. Extra Zu bestellen.

Equipos no incluidos, mirar las Especificas técnicas. Para comprar por separado.

Les drivers ne sont pas com pris, voir options électriques. A commander séparément.

Блоки питания не входят в комплект, необходимо заказывать отдельно. Смотрите электрические опции.

Fotometrie disponibili www.panzeri.it / Photometric data available at www.panzeri.it



Bud

XR235-65

Potenza assorbita apparecchio

Luminaire power consumption 12,5 W

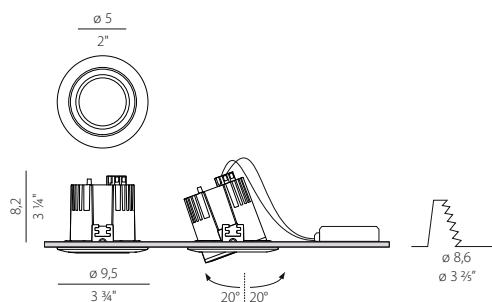
Flusso luminoso apparecchio

Luminaire luminous flux 965lm

3000K 24° Ra80 220-240V

Driver IP67 Included

CE IP65 IK08 850°





Bud

XR239-20 •

LED 9,5 W 350mA 3000K 24° Ra80

Flusso luminoso apparecchio

Luminaire luminous flux 965lm

CE IP20 IK08 850°

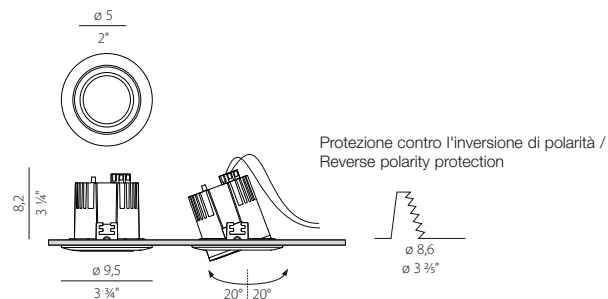
+ Electric options

(see details on page 462)

XM6/350/12 DRIVER

XM6-20 D/P MULTI DRIVER

XM6-25 D/P MULTI DRIVER



Incasso quadrato in pressofusione di alluminio IP44 a dissipazione passiva con LED cob integrato in colore bianco.

Squared spotlight in die-cast aluminium IP44 with passive thermal dissipation equipped with integrated LED cob finished in white colour.



Bud

XQ233-44

LED 9,5W 350mA 3000K 24° Ra 80

Flusso luminoso apparecchio

Luminaire luminous flux 965lm

CE IP44/20 IK08 850° UGR<19*

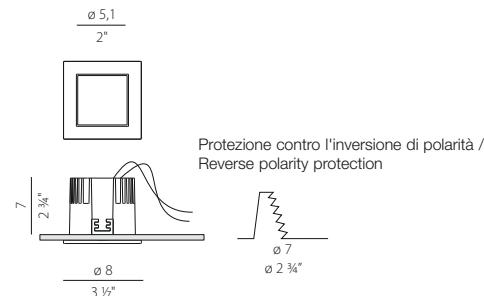
+ Electric options

(see details on page 462)

XM6/350/12 DRIVER

XM6-20 D/P MULTI DRIVER

XM6-25 D/P MULTI DRIVER



● I Driver non sono inclusi, vedi electric options. Da acquistare separatamente.

Drivers not included, see electric options. Please purchase separately.

Drivers nicht eingeschließen, Sehen Sie die elektrische Option. Extra Zu bestellen.

Equipos no incluidos, mirar las Especificas técnicas. Para comprar por separado.

Les drivers ne sont pas com pris, voir options électriques. A commander séparément.

Блоки питания не входят в комплект, необходимо заказывать отдельно. Смотрите электрические опции.

I Driver non sono inclusi, vedi electric options. Da acquistare separatamente.

Drivers not included, see electric options. Please purchase separately.

Drivers nicht eingeschließen, Sehen Sie die elektrische Option. Extra Zu bestellen.

Equipos no incluidos, mirar las Especificas técnicas. Para comprar por separado.

Les drivers ne sont pas com pris, voir options électriques. A commander séparément.

Блоки питания не входят в комплект, необходимо заказывать отдельно. Смотрите электрические опции.

Fotometrie disponibili www.panzeri.it / Photometric data available at www.panzeri.it

* UGR < 19 in funzione delle condizioni di installazione UGR < 19 depending on installation conditions



Roy

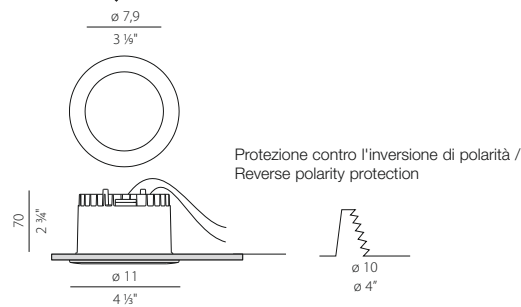
XR255-43-12-3K

LED 12W 350mA 3000K 55° Ra>85
Flusso luminoso apparecchio
Luminaire luminous flux 1513lm

XR255-43-12-4K

LED 12W 350mA 4000K 55° Ra>85
Flusso luminoso apparecchio
Luminaire luminous flux 1602lm

CE IP43/20 IK08 850°



+ Electric options

(see details on page 462)

XM6-20 UNI DRIVER

XM6-20 D/P MULTI DRIVER

XM6-25 D/P MULTI DRIVER



Roy

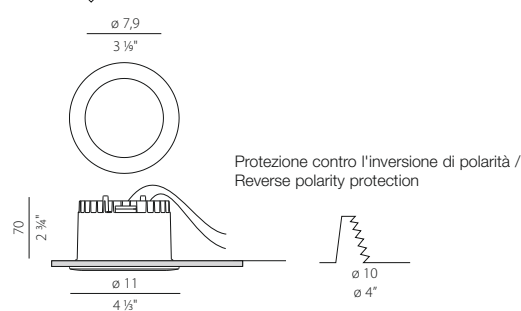
XR255-43-18-3K

LED 18W 500mA 3000K 55° Ra>85
Flusso luminoso apparecchio
Luminaire luminous flux 2092lm

XR255-43-18-4K

LED 18W 500mA 4000K 55° Ra>85
Flusso luminoso apparecchio
Luminaire luminous flux 2180lm

CE IP43 IK08 850°



+ Electric options

(see details on page 462)

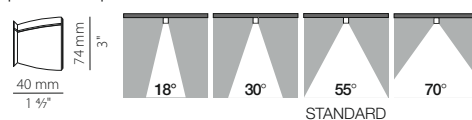
XM6-20 UNI DRIVER

XM6-20 D/P MULTI DRIVER

XM6-25 D/P MULTI DRIVER

Accessori: ottiche intercambiabili / Replaceable optics accessories:

- XMR1** 18° Mirror metalized
- XMR2** 30° Mirror metalized
- XMR3** 55° Mirror metalized
- XMR4** 70° White



I Driver non sono inclusi, vedi electric options. Da acquistare separatamente.

Drivers not included, see electric options. Please purchase separately.

Drivers nicht eingeschließen, Sehen Sie die elektrische Option. Extra Zu bestellen.

Equipos no incluidos, mirar las Especificas técnicas. Para comprar por separado.

Les drivers ne sont pas com pris, voir options électriques. A commander séparément.

Блоки питания не входят в комплект, необходимо заказывать отдельно. Смотрите электрические опции.

Fotometrie disponibili www.panzeri.it / Photometric data available at www.panzeri.it



Incasso in gesso sporgente fisso
Fixed protruding recessed
Feste vorstehende Einbauleuchte in Gips
Empotrable en yeso sobresaliente fijo
Spots encastrés en gypse débordant fixe
ФИКСИРОВАННЫЙ ВЫСТУПАЮЩИЙ ВСТРАИВАЕМЫЙ СВЕТИЛЬНИК ИЗ ГИПСА

Energy Label available at www.panzeri.it



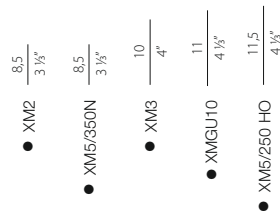
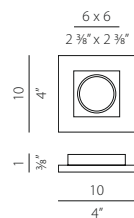
Example of bulb

XGQ1009

XM3 lampholder + terminal block

Max 50W GU10

CE IP20



+ Electric options

(see details on page 462)

XM2 lampholder + terminal block
 XMGU10 retrofit led lamp
 XM5/350N LED
 XM5/250 HO LED
 XM6/350/12 DRIVER
 XM6/250/10 DRIVER
 XM6-20 D/P MULTI DRIVER
 XM6-25 D/P MULTI DRIVER



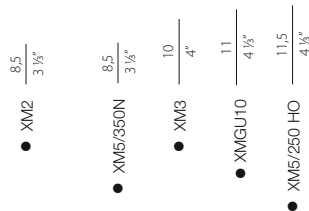
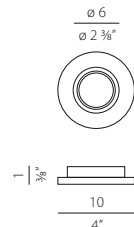
Example of bulb

XGR1010

XM3 lampholder + terminal block

Max 50W GU10

CE IP20



+ Electric options

(see details on page 462)

XM2 lampholder + terminal block
 XMGU10 retrofit led lamp
 XM5/350N LED
 XM5/250 HO LED
 XM6/350/12 DRIVER
 XM6/250/10 DRIVER
 XM6-20 D/P MULTI DRIVER
 XM6-25 D/P MULTI DRIVER

I prodotti sono venduti con alimentazione di serie GU10. Le elettrificazioni opzionali (XM2, XMGU10, XM5/350N, XM5/250 HO) e gli Optionals (XM6/350/12, XM6/250/10, XM6-20 D/P MULTI, XM6-25 D/P MULTI) sono forniti separatamente al prodotto e vanno perciò sostituiti a quelli di serie.

The products are sold with GU10 fittings. Different types of electricity supply (XM2, XMGU10, XM5/350N, XM5/250 HO) and the Optionals (XM6/350/12, XM6/250/10, XM6-20 D/P MULTI, XM6-25 D/P MULTI) substitute the series fitting.

Die Produkte werden mit GU10 Ausführung verkauft. Die optionalen Elektrifizierungen (XM2, XMGU10, XM5/350N, XM5/250 HO) und die Optionals (XM6/350/12, XM6/250/10, XM6-20 D/P MULTI, XM6-25 D/P MULTI) werden getrennt verkauft und sind somit anstatt der Standardausführung zu verwenden.

Los productos se venden con alimentaciones GU10 de serie. Las electrificaciones opcionales (XM2, XMGU10, XM5/350N, XM5/250 HO) y los Optionals (XM6/350/12, XM6/250/10, XM6-20 D/P MULTI, XM6-25 D/P MULTI) son dadas separatamente al producto y van a sustituir a aquellas de serie.

Les produits sont vendus avec alimentation GU10 de série. Ultérieures electrifications (XM2, XMGU10, XM5/350N, XM5/250 HO) et les Optionals (XM6/350/12, XM6/250/10, XM6-20 D/P MULTI, XM6-25 D/P MULTI) sont vendus séparément du produit et doivent remplacer celle de série.

Артикулы комплектуются электрической начинкой для GU10. Компоненты для вариантов с (XM2, XMGU10, XM5/350N, XM5/250 HO) и аксессуары (XM6/350/12, XM6/250/10, XM6-20 D/P MULTI, XM6-25 D/P MULTI) поставляются отдельно от светильника и должны быть установлены вместо стандартной начинки.

• Minima altezza di ingombro dell'apparecchio (le quote minime del vano di incasso sono riportate sul foglio di istruzioni)

Minimum height of the appliance (see the minimum values for housing compartment in the instruction sheets)

Mindesthöhe des Gerätes (für die minimalwerte der Einbauöffnung siehe Montageanleitung)

Altura mínima de espacio de dispositivo (ver los valores mínimos de la corte de montaje en las hojas de instrucciones)

Hauteur minimum d'encombrement de l'appareil (voir les valeurs minimales du compartiment encastré dans les instructions d'installation)


Минимальная габаритная высота прибора (минимальные размеры ниши для встраивания указаны в инструкции по монтажу)

Fotometrie disponibili www.panzeri.it / Photometric data available at www.panzeri.it


Incasso in vetro "senza viti" parzialmente acidato con bordo bianco o specchiato
 Partially frosted Glass "no screws" recessed. White or mirror frames
 Einbauleuchte mit teilweise geätztem Glas "ohne Schrauben" und mit weißen oder Spiegel Rahmen
 Empotrable en vidrio parcialmente grabado "sin tornillos". Marcos blancos o espejo
 Spots encastrés en verre partiellement dipoli "sans vis". Cadres blanc ou miroir
 ВСТРАИВАЕМЫЙ СВЕТИЛЬНИК «БЕЗ ВИНТОВ» ИЗ ЧАСТИЧНО ТРАВЛЕННОГО СТЕКЛА, РАМКА БЕЛАЯ ИЛИ ЗЕРКАЛЬНАЯ

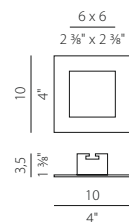
Energy Label available at www.panzeri.it

Enzo Panzeri 2011



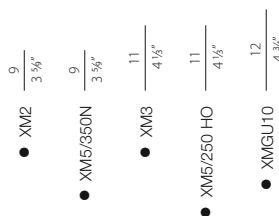
XSV2008 WHI
XSV2008 MIR

XM3 lampholder + terminal block
 Max 50W GU10 
 CE IP20 



+ Electric options
 (see details on page 462)

XM2 lampholder + terminal block
 XMGU10 retrofit led lamp
 XM5/350N LED
 XM5/250 HO LED
 XM6/350/12 DRIVER
 XM6/250/10 DRIVER
 XM6-20 D/P MULTI DRIVER
 XM6-25 D/P MULTI DRIVER



I prodotti sono venduti con alimentazione di serie GU10. Le elettrificazioni opzionali (XM2, XMGU10, XM5/350N, XM5/250 HO) e gli Optionals (XM6/350/12, XM6/250/10, XM6-20 D/P MULTI, XM6-25 D/P MULTI) sono forniti separatamente al prodotto e vanno perciò sostituiti a quelli di serie.

The products are sold with GU10 fittings. Different types of electricity supply (XM2, XMGU10, XM5/350N, XM5/250 HO) and the Optionals (XM6/350/12, XM6/250/10, XM6-20 D/P MULTI, XM6-25 D/P MULTI) substitute the series fitting.

Die Produkte werden mit GU10 Ausführung verkauft. Die optionalen Elektrifizierungen (XM2, XMGU10, XM5/350N, XM5/250 HO) und die Optionals (XM6/350/12, XM6/250/10, XM6-20 D/P MULTI, XM6-25 D/P MULTI) werden getrennt verkauft und sind somit anstatt der Standardausführung zu verwenden.

Los productos se venden con alimentaciones GU10 de serie. Las electrificaciones opcionales (XM2, XMGU10, XM5/350N, XM5/250 HO) y los Optionals (XM6/350/12, XM6/250/10, XM6-20 D/P MULTI, XM6-25 D/P MULTI) son dadas separadamente al producto y van a sustituir a aquellas de serie.

Les produits sont vendus avec alimentation GU10 de série. Ultérieures électrifications (XM2, XMGU10, XM5/350N, XM5/250 HO) et les Optionals (XM6/350/12, XM6/250/10, XM6-20 D/P MULTI, XM6-25 D/P MULTI) sont vendus séparément du produit et doivent remplacer celle de série.

АРТИКУЛЫ КОМПЛЕКТУЮТСЯ ЭЛЕКТРИЧЕСКОЙ НАЧИНКОЙ ДЛЯ GU10. КОМПОНЕНТЫ ДЛЯ ВАРИАНТОВ С (XM2, XMGU10, XM5/350N, XM5/250 HO) И АКСЕССУАРЫ (XM6/350/12, XM6/250/10, XM6-20 D/P MULTI, XM6-25 D/P MULTI) ПОСТАВЛЯЮТСЯ ОТДЕЛЬНО ОТ СВЕТИЛЬНИКА И ДОЛЖНЫ БЫТЬ УСТАНОВЛЕНЫ ВМЕСТО СТАНДАРТНОЙ НАЧИНКИ.

● Minima altezza di ingombro dell'apparecchio (le quote minime del vano di incasso sono riportate sul foglio di istruzioni)

Minimum height of the appliance (see the minimum values for housing compartment in the instruction sheets)

Mindesthöhe des Gerätes (für die minimalwerte der Einbauöffnung siehe Montageanleitung)

Altura mínima de espacio de dispositivo (ver los valores mínimos de la corte de montaje en las hojas de instrucciones)

Hauteur minimum d'encombrement de l'appareil (voir les valeurs minimales du compartiment encastré dans les instructions d'installation)

Минимальная габаритная высота прибора (минимальные размеры ниши для встраивания указаны в инструкции по монтажу)

Fotometrie disponibili www.panzeri.it / Photometric data available at www.panzeri.it

Incasso in fusione di alluminio di colore bianco
 Recessed in white aluminium casting
 Einbauleuchte aus weißem Aluminiumguss
 Empotrables en fusión de aluminio blanco
 Spots encastrés en font de aluminium en blanc
 ВСТРАИВАЕМЫЙ СВЕТИЛЬНИК ИЗ СПЛАВА АЛЮМИНИЯ БЕЛОГО ЦВЕТА

Energy Label available at www.panzeri.it

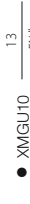
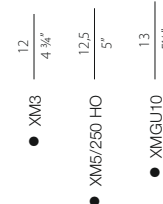
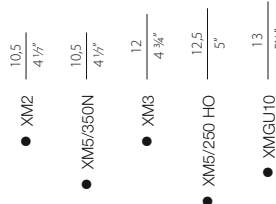
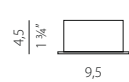
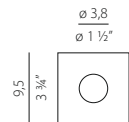


Example of bulb

XA2103

XM2 lampholder + terminal block
 Max 50W GU5,3 12V ⚡

CE IP20



+ Electric options

(see details on page 462)

XM2 lampholder + terminal block
 XMGU10 retrofit led lamp
 XM5/350N LED
 XM5/250 HO LED
 XM6/350/12 DRIVER
 XM6/250/10 DRIVER
 XM6-20 D/P MULTI DRIVER
 XM6-25 D/P MULTI DRIVER

Fisso
 Fixed
 Feste
 Fijo
 Fixe
 ФИКСИРОВАННЫЙ

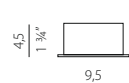
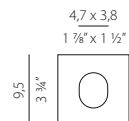


Example of bulb

XA2104

XM2 lampholder + terminal block
 Max 50W GU5,3 12V ⚡

CE IP20



+ Electric options

(see details on page 462)

XM2 lampholder + terminal block
 XMGU10 retrofit led lamp
 XM5/350N LED
 XM5/250 HO LED
 XM6/350/12 DRIVER
 XM6/250/10 DRIVER
 XM6-20 D/P MULTI DRIVER
 XM6-25 D/P MULTI DRIVER

Orientabile
 Adjustable
 Ausrichtbar
 Orientable
 Orientable
 ОРИЕНТИРУЕМЫЙ

I prodotti sono venduti con alimentazione di serie GU10. Le elettrificazioni opzionali (XM2, XMGU10, XM5/350N, XM5/250 HO) e gli Optionals (XM6/350/12, XM6/250/10, XM6-20 D/P MULTI, XM6-25 D/P MULTI) sono forniti separatamente al prodotto e vanno perciò sostituiti a quelli di serie.

The products are sold with GU10 fittings. Different types of electricity supply (XM2, XMGU10, XM5/350N, XM5/250 HO) and the Optionals (XM6/350/12, XM6/250/10, XM6-20 D/P MULTI, XM6-25 D/P MULTI) substitute the series fitting.

Die Produkte werden mit GU10 Ausführung verkauft. Die optionalen Elektrifizierungen (XM2, XMGU10, XM5/350N, XM5/250 HO) und die Optionals (XM6/350/12, XM6/250/10, XM6-20 D/P MULTI, XM6-25 D/P MULTI) werden getrennt verkauft und sind somit anstatt der Standardausführung zu verwenden.

Los productos se venden con alimentaciones GU10 de serie. Las electrificaciones opcionales (XM2, XMGU10, XM5/350N, XM5/250 HO) y los Optionals (XM6/350/12, XM6/250/10, XM6-20 D/P MULTI, XM6-25 D/P MULTI) son dadas separadamente al producto y van a sustituir a aquellas de serie.

Les produits sont vendus avec alimentation GU10 de série. Ultérieures électrifications (XM2, XMGU10, XM5/350N, XM5/250 HO) et les Optionals (XM6/350/12, XM6/250/10, XM6-20 D/P MULTI, XM6-25 D/P MULTI) sont vendus séparément du produit et doivent remplacer celle de série.

АРТИКУЛЫ КОМПЛЕКТУЮТСЯ ЭЛЕКТРИЧЕСКОЙ НАЧИНКОЙ ДЛЯ GU10. КОМПОНЕНТЫ ДЛЯ ВАРИАНТОВ С (XM2, XMGU10, XM5/350N, XM5/250 HO) И АКССЕСУАРЫ (XM6/350/12, XM6/250/10, XM6-20 D/P MULTI, XM6-25 D/P MULTI) ПОСТАВЛЯЮТСЯ ОТДЕЛЬНО ОТ СВЕТИЛЬНИКА И ДОЛЖНЫ БЫТЬ УСТАНОВЛЕНЫ ВМЕСТО СТАНДАРТНОЙ НАЧИНКИ.

• Minima altezza di ingombro dell'apparecchio (le quote minime del vano di incasso sono riportate sul foglio di istruzioni)

Minimum height of the appliance (see the minimum values for housing compartment in the instruction sheets)

Mindesthöhe des Gerätes (für die minimalwerte der Einbauöffnung siehe Montageanleitung)

Altura mínima de espacio de dispositivo (ver los valores mínimos de la corte de montaje en las hojas de instrucciones)

Hauteur minimum d'encombrement de l'appareil (voir les valeurs minimales du compartiment encastré dans les instructions d'installation)

Минимальная габаритная высота прибора (минимальные размеры ниши для встраивания указаны в инструкции по монтажу)

Fotometrie disponibili www.panzeri.it / Photometric data available at www.panzeri.it

Joe, Joe.Q faretto da incasso in alluminio, bianco o nero con o senza GU10 LED Spot
 Joe recessed in white or black aluminium with or without GU10 LED Spot
 Joe einbauleuchte aus Aluminium Weiss oder Schwarz Farbe mit oder ohne GU10 LED Spot
 Joe empotrable en aluminio blanco o negro con o sin GU10 LED Spot
 Joe spot encastrés en aluminium blanc ou noir avec ou sans GU10 LED Spot
 JOE, JOE.Q ВСТРАИВАЕМЫЙ АЛЮМИНИЕВЫЙ СВЕТИЛЬНИК, ОКРАШЕННЫЙ В БЕЛЫЙ ИЛИ ЗОЛОТОЙ ЦВЕТ.
 LED LAMP GU10 ВХОДИТ В КОМПЛЕКТ.

Energy Label available at www.panzeri.it



JOE

* **XA2115**

* **XA2115 BLA**

ST.XA2115 (senza lampadina / without bulb)

XM3 lampholder + terminal block + Incl. LED BULB

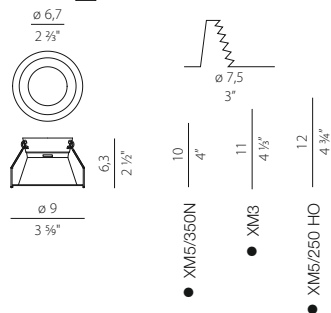
* 7W GU10 3000K 36° Ra 80 600lm 110-240V

Not dimmable

CE IP20

HALO: Max 50W GU10

CE IP20



+ **Electric options**

(see details on page 462)

XM5/350N LED
 XM5/250 HO LED
 XM6/350/12 DRIVER
 XM6/250/10 DRIVER
 XM6-20 D/P MULTI DRIVER
 XM6-25 D/P MULTI DRIVER



* Includa lampadina / Included bulb



JOE.Q

* **XA2116**

* **XA2116 BLA**

ST.XA2116 (senza lampadina / without bulb)

XM3 lampholder + terminal block + Incl. LED BULB

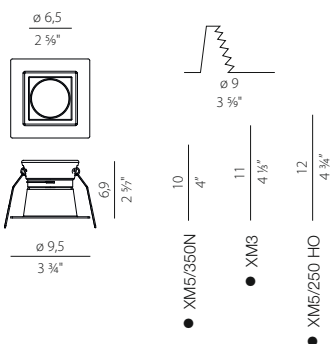
* 7W GU10 3000K 36° Ra 80 600lm 110-240V

Not dimmable

CE IP20

HALO: Max 50W GU10

CE IP20



+ **Electric options**

(see details on page 462)

XM5/350N LED
 XM5/250 HO LED
 XM6/350/12 DRIVER
 XM6/250/10 DRIVER
 XM6-20 D/P MULTI DRIVER
 XM6-25 D/P MULTI DRIVER



* Includa lampadina / Included bulb

● Minima altezza di ingombro dell'apparecchio (le quote minime del vano di incasso sono riportate sul foglio di istruzioni)

Minimum height of the appliance (see the minimum values for housing compartment in the instruction sheets)

Mindesthöhe des Gerätes (für die minimalwerte der Einbauöffnung siehe Montageanleitung)

Altura mínima de espacio de dispositivo (ver los valores mínimos de la corte de montaje en las hojas de instrucciones)

Hauteur minimum d'encombrement de l'appareil (voir les valeurs minimales du compartiment encastré dans les instructions d'installation)

Минимальная габаритная высота прибора (минимальные размеры ниши для встраивания указаны в инструкции по монтажу)

Joe Twist faretto da incasso orientabile in alluminio, bianco o nero con o senza GU10 LED Spot
Joe Twist recessed adjustable aluminium spotlight in white or black with or without GU10 LED Spot
Joe Twist einbauleuchte ausrichtbar aus Aluminium Weiss oder Schwarz Farbe mit oder ohne GU10 LED Spot
Joe Twist empotrable orientable en aluminio blanco o negro con o sin GU10 LED Spot
Joe Twist spot encastrés en aluminium blanc ou noir avec ou sans GU10 LED Spot

Energy Label available at www.panzeri.it



JOE TWIST

* **XA2117**

* **XA2117 BLA**

ST.XA2117 (senza lampadina / without bulb)

XM3 lampholder + terminal block + Incl. LED BULB

* 7W GU10 3000K 36° Ra80 600lm 110-240V

Not dimmable

CE IP20

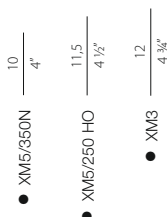
HALO: Max 50W GU10

CE IP20

$\frac{\varnothing 8}{2 \frac{3}{8}''}$



$\frac{\varnothing 10}{3 \frac{3}{8}''}$



+ **Electric options**

(see details on page 462)

XM5/350N LED

XM5/250 HO LED

XM6/350/12 DRIVER

XM6/250/10 DRIVER

XM6-20 D/P MULTI DRIVER

XM6-25 D/P MULTI DRIVER



* **Inclusa lampadina / Included bulb**

● Minima altezza di ingombro dell'apparecchio (le quote minime del vano di incasso sono riportate sul foglio di istruzioni)

Minimum height of the appliance (see the minimum values for housing compartment in the instruction sheets)

Mindesthöhe des Gerätes (für die minimalwerte der Einbauöffnung siehe Montageanleitung)

Altura mínima de espacio de dispositivo (ver los valores mínimos de la corte de montaje en las hojas de instrucciones)

Hauteur minimum d'encombrement de l'appareil (voir les valeurs minimales du compartiment encastré dans les instructions d'installation)

Минимальная габаритная высота прибора (минимальные размеры ниши для встраивания указаны в инструкции по монтажу)

Fotometrie disponibili www.panzeri.it / Photometric data available at www.panzeri.it



ELECTRIC OPTIONS

Componenti elettrici / Electrical components



XM2

LAMPHOLDER + TERMINAL BLOCK

MAX 50W GU5,3 12V 
 CE IP20  

XM3

LAMPHOLDER + TERMINAL BLOCK

MAX 50W GU10 
 OR GU10 FLUO 
 OR LED LAMP GU10 
 CE IP20  


XM3L

LAMPHOLDER

MAX 75W GU10 
 OR LED LAMP GU10 
 CE IP20  

LED Corrente costante / Constant current

XM5/350N

LED 6,8W 350mA 19,4V 3000K 43° Ra 80
 Flusso luminoso apparecchio
 Luminaire luminous flux 503 lm
 CE 

TECHNICAL INFORMATION	WIRING DIAGRAM 4
PAG. 471	PAG. 471

See Matrix page 468

XM5/350N

Ø 50mm H 66mm
 Ø 2" x 2 3/8"




XM5/250 HO

Ø 50mm H 88mm
 Ø 2" x 3 2/5"



XM5/250 HO

LED 8,5W 250mA 34V 3000K 48° Ra 80
 Flusso luminoso apparecchio
 Luminaire luminous flux 990 lm
 CE 

TECHNICAL INFORMATION	WIRING DIAGRAM 4
PAG. 471	PAG. 471

See Matrix page 468

ELECTRIC OPTIONS

LED tensione costante / Constant voltage

XM001.050.0110

Modulo / module 500 mm 28LED
8,5W 3000K Ra 80 24V 1075lm
125mm
2150 lm/mt
CE

TECHNICAL INFORMATION	WIRING DIAGRAM 1
PAG. 470	PAG. 470

See Matrix page 468

500 x 14 mm
19 3/8" x 5/8"



XM001.012.0110

Modulo / module 125 mm 7LED
2,1W 3000K Ra 80 24V 268lm
2150 lm/mt
CE

TECHNICAL INFORMATION	WIRING DIAGRAM 1
PAG. 470	PAG. 470

See Matrix page 468

125 x 14 mm
5" x 5/8"



XM002.050.0110

Modulo / module 500 mm 49LED
12W 3000K Ra 80 24V 1520lm
72mm
3040 lm/mt
CE

TECHNICAL INFORMATION	WIRING DIAGRAM 1
PAG. 470	PAG. 470

See Matrix page 468

500 x 14 mm
19 3/8" x 5/8"



XM002.007.0110

Modulo / module 72 mm 7LED
1,7W 3000K Ra 80 24V 217lm
3040 lm/mt
CE

TECHNICAL INFORMATION	WIRING DIAGRAM 1
PAG. 470	PAG. 470

See Matrix page 468

72 x 14 mm
2 7/8" x 5/8"



XM1ROW/N/5MT

XM1ROW/N/5MT/4000K

XM1ROW/IP65/N/5MT

XM1ROW/IP65/N/5MT/4000K

STRIP ROLL 1 ROW 5 MT 3000K / 4000K Ra 80 24V
100 mm
5 x 60 led/mt - 5 x 14,4 W/mt
5 x 1080 lm/mt
CE

TECHNICAL INFORMATION	WIRING DIAGRAM 2
PAG. 470	PAG. 470

See Matrix page 468

5000 x 10 mm
197" x 3/8"



XM2ROW HE/3MT

XM2ROW HE/3MT/4000K

STRIP ROLL 2 ROW 3 MT 3000K / 4000K Ra 80 24V
80 mm
3 x 144 led/mt - 3 x 46 W/mt
3 x 3700 lm/mt
CE

TECHNICAL INFORMATION	WIRING DIAGRAM 2
PAG. 470	PAG. 470

See Matrix page 468

5000 x 20 mm
197" x 3/8"



XM1ROW HO/3MT

STRIP ROLL 1 ROW 3 MT 3000K Ra 80 24V
35 mm
3 x 168 led/mt - 3 x 35 W/mt
3 x 2833 lm/mt
CE

TECHNICAL INFORMATION	WIRING DIAGRAM 3
PAG. 471	PAG. 471

See Matrix page 468

3000 x 8 mm
197" x 5/8"



XM1ROW HE/5MT

XM1ROW HE/5MT/4000K

STRIP ROLL 1 ROW 5 MT 3000K / 4000K Ra 80 24V
80 mm
5 x 75 led/mt - 5 x 25 W/mt
5 x 1950 lm/mt
CE

TECHNICAL INFORMATION	WIRING DIAGRAM 2
PAG. 470	PAG. 470

See Matrix page 468

5000 x 10 mm
197" x 3/8"



XM1ROW HD/5MT

STRIP ROLL 1 ROW 5 MT 3000K Ra 80 24V
42 mm
5 x 168 led/mt - 5 x 17 W/mt
5 x 1590 lm/mt
CE

TECHNICAL INFORMATION	WIRING DIAGRAM 2
PAG. 470	PAG. 470

See Matrix page 468

5000 x 10 mm
197" x 3/8"



XM1ROW SNAKE/5MT

STRIP ROLL 1 ROW 5 MT 3000K Ra 80 24V
100 mm
5 x 60 led/mt - 5 x 14,4 W/mt
5 x 1080 lm/mt
CE

TECHNICAL INFORMATION	WIRING DIAGRAM 2
PAG. 470	PAG. 470

See Matrix page 468

5000 x 8 mm
197" x 3/8"



ELECTRIC OPTIONS

Accessori / Accessoires

XM1ROW/C

CONNETTORE PER ROLLINE 1ROW, 1ROW HE
CONNECTOR STRIP-TO-STRIP 1 ROW, 1ROW HE



XM1ROW/S

CAVI ALIMENTAZIONE PER ROLLINE 1ROW, 1ROW HE
CONNECTOR STRIP-TO-WIRE 1 ROW, 1ROW HE



XM1ROW HO/C

CONNETTORE PER ROLLINE 1ROW HO
CONNECTOR STRIP-TO-STRIP 1ROW HO



XM1ROW HO/S

CAVI ALIMENTAZIONE PER ROLLINE 1ROW HO
CONNECTOR STRIP-TO-WIRE 1ROW HO



XM1ROW HO/A

CONNETTORE AD ANGOLO PER ROLLINE 1ROW HO
ANGLE CONNECTOR TO STRIP 1ROW HO



LED lamp AR111 / Low Voltage + Trasformatore / Transformer

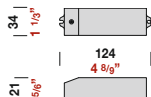
*Con l'utilizzo del trasformatore XM50/12 garantiamo il corretto funzionamento della lampadina AR111 (XM5/111).

*With the use of the transformer XM50/12 we guarantee the correct operation of the Led Lamp AR111 (XM5/111).

XM5/111

LED 15W G53 3000K 40° Ra 80 (MAX 2x XM5/111 LED)
12VAC/DC 860lm NOT DIMMABLE

***XM50/12**



V in 230-240VAC

V out 12VAC

W 1-50 (LED)

SELV



LED lamp 220-240V

XM5/111AC

LED 22,5W 3000K 40° Ra 83 220-240V 1850lm NOT DIMMABLE



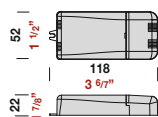
XMGU10

7W GU10 3000K Ra 80 600lm 110-240V NOT DIMMABLE



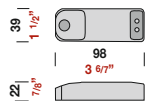
LED driver corrente costante / Constant current

XM6-20 UNI



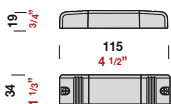
V in 220-240V AC
 V out 28-57V DC
 I out 250-700mA
 W 13-20
 λ 0,95
 CE SELV

XM6/350/12



V in 220-240V AC
 V out 2-34V DC
 I out 350mA DC
 W 12
 λ 0,8
 CE SELV
 See Matrix page 468

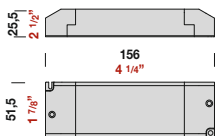
XM6/250/10



V in 100-240V AC
 V out 2-42V DC
 I out 250mA
 W 10
 λ \geq 0,52
 CE SELV
 See Matrix page 468

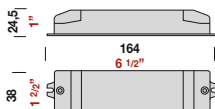
LED Driver Multi-Corrente / Multi-dim (1-10V-DALI-PUSH DIM)

XM6-20 D/P MULTI



V in 220-240V AC
 V out 3-46V DC
 I out 200-900mA
 W 9,2-20,4
 λ \geq 0,95
 CE SELV 1...10V PUSH DIM DALI
 See Matrix page 468

XM6-25 D/P MULTI

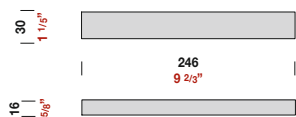


V in 220-240V AC
 V out 2,5-56V DC
 I out 150-900mA
 W 8,4-25,6
 λ \geq 0,92
 CE SELV PUSH DIM DALI
 See Matrix page 468

ELECTRIC OPTIONS

LED Driver tensione costante / Constant voltage

XM30/24E

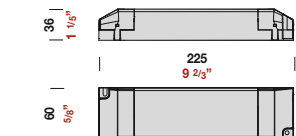


V in 220-240V AC
V out 24V DC
I out 1,25A DC
W 30
 $\lambda \geq 0,9$

CE SELV

See Matrix page 468

XMT70/24EN

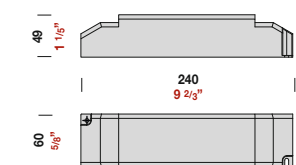


V in 220-240V AC
V out 24V DC
I out 2,9A DC
W 70
 $\lambda \geq 0,97$

CE SELV

See Matrix page 468

XMT150/24EN

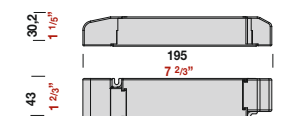


V in 220-240V AC
V out 24V DC
I out 6,25A DC
W 150
 $\lambda \geq 0,98$

CE SELV

See Matrix page 468

XM35/24 DIM

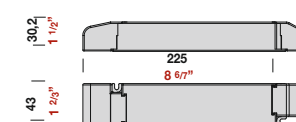


V in 220-240V AC
V out 24V DC
I out 1,453A DC
W 35
 $\lambda 0,98$

CE SELV PUSH DIM DALI

See Matrix page 468

XM60/24 DIM

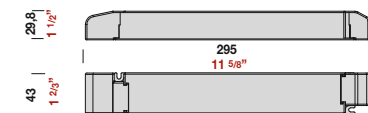


V in 220-240V AC
V out 24V DC
I out 2,50A DC
W 60
 $\lambda 0,98$

CE SELV PUSH DIM DALI

See Matrix page 468

XM100/24 DIM




V in 220-240V AC
V out 24V DC
I out 4,167A DC
W 100
 $\lambda 0,99$

CE SELV PUSH DIM DALI

See Matrix page 468

XM150/24 DIM



V in 220-240V AC
V out 24V DC
I out 6,250A DC
W 150
 $\lambda 0,99$

CE SELV PUSH DIM DALI

See Matrix page 468

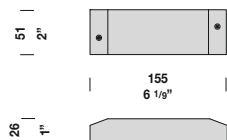
ELECTRIC OPTIONS

LED control system

Dispositivi per la dimmerazione di moduli LED a 12-24VDC. Utilizzabili con alimentatore standard (non dimmerabile). E' possibile applicarli anche in impianti esistenti senza sostituire gli alimentatori in essere.

Dimming devices for LED modules (12-24VDC). Can be used with standard drivers (not dimmable). It's also possible to use the device in existing lighting systems without replacing the already installed LED drivers.

XM13/24D

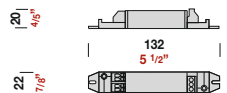


DISPOSITIVO DIMMERABILE
 MODALITÀ DI DIMMERAZIONE
 DIMMING DEVICE
 DIMMING MODE
 1-10V, PUSH DIM, DALI
 V in 12-24VDC
 I out 12A (MAX)DC
 W 288(24V)/144(12V)

TECHNICAL INFORMATION	WIRING DIAGRAM
PAG. 472	PAG. 472

CE SELV 1...10V PUSH DIM DALI

XM13/24D MINI

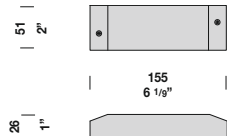


DISPOSITIVO DIMMERABILE
 MODALITÀ DI DIMMERAZIONE
 DIMMING DEVICE
 DIMMING MODE
 1-10V, PUSH DIM, DALI
 V in 12-24VDC
 I out 5A (MAX)DC
 W 120(24V)/60(12V)

TECHNICAL INFORMATION	WIRING DIAGRAM
PAG. 473	PAG. 473

CE SELV 1...10V PUSH DIM DALI

XM13/24A



AMPLIFICATORE PER DISPOSITIVO
 DIMMERAZIONE
 PVM AMPLIFIER FOR
 DIMMABLE DEVICE
 SLAVE
 V in 12-24VDC
 I out 12A (MAX)DC
 W 288(24V)/144(12V)

TECHNICAL INFORMATION	WIRING DIAGRAM
PAG. 472	PAG. 472

CE SELV

ELECTRIC OPTIONS

MATRICE DI COMPATIBILITÀ LED/DRIVER - LED/DRIVER MATRIX

Constant current		new				
	XM5/350N	XM5/250 HO	XM001.050.0110	XM001.012.0110	XM002.050.0110	XM002.007.0110
XM6/250/10 new		1				
XM6/350/12	1					
XM6-25 D/P MULTI new	min.1 - max.2	1				
XM6-20 D/P MULTI	min.1 - max.2	1				

Constant voltage						
XMT150/24EN			150W	150W	150W	150W
XMT70/24EN			70W	70W	70W	70W
XM30/24E			30W	30W	30W	30W
XM35/24 DIM new			35W	35W	35W	35W
XM60/24 DIM new			60W	60W	60W	60W
XM100/24 DIM new			100W	100W	100W	100W
XM150/24 DIM new			150W	150W	150W	150W

LED control systems						
XM13/24D			288W	288W	288W	288W
XM13/24A			288W	288W	288W	288W
XM13/24D MINI new			120W	120W	120W	120W

MATRICE DI COMPATIBILITÀ LED/PROFILI - LED/PROFILE MATRIX

	new				new	
	XM001.050.0110	XM001.012.0110	XM002.050.0110	XM002.007.0110	XM003.100.0110	XM003.200.0110
XG2033						
XG231 new					■	
XG232 new						■
XP2033						
XG2034						
XP246 new						
XG2045 new						
XG2047 new						
XP2048 new						
XG2044						

★ Only without reflector

■ For mixed compositions made of XG2033 and XG231/232 only use XM001.050.0110 and XM001.012.0110 without reflector for the straight parts

● For mixed compositions made of XG2033 and XG231/232 only use XM1ROW SNAKE/5MT without reflector for the straight parts

XM1ROW HD/5MT	XM1ROW N/5MT	XM1ROW HO/3MT	XM1ROW HE/5MT	XM2ROW HE/3MT

150W	150W	150W	150W	150W
70W	70W	70W	70W	70W
30W	30W	30W	30W	30W
35W	35W	35W	35W	35W
60W	60W	60W	60W	60W
100W	100W	100W	100W	100W
150W	150W	150W	150W	150W

288W	288W	288W	288W	288W
288W	288W	288W	288W	288W
120W	120W	120W	120W	120W

new	new				
XM1ROW SNAKE/5MT	XM1ROW HD/5MT	XM1ROW N/5MT	XM1ROW HE/5MT	XM2ROW HE/3MT	XM1ROW HO/3MT
				*	
•					
•					
				*	
				*	

TECHNICAL INFORMATION

APPARECCHI CON LED A TENSIONE COSTANTE 24V DC

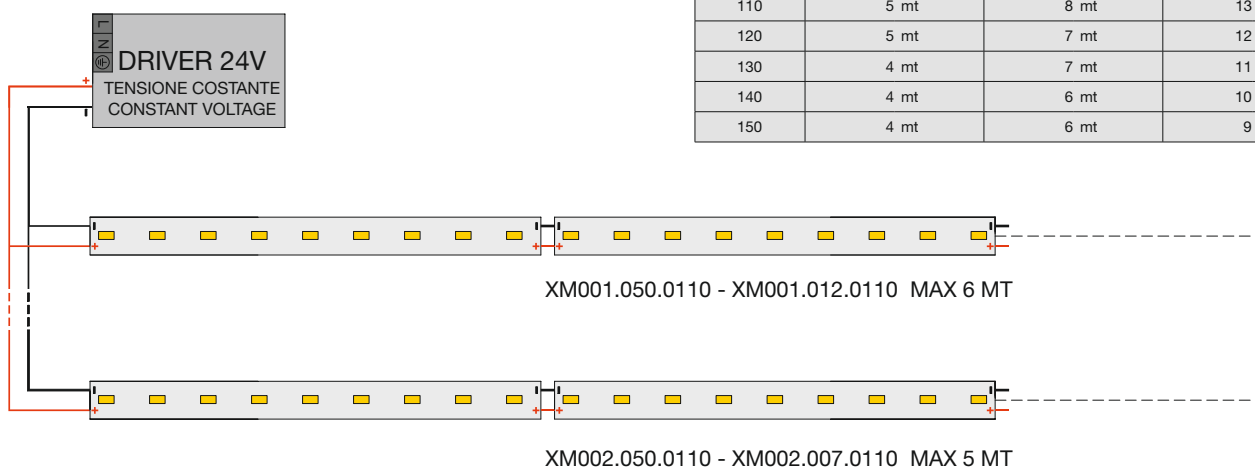
Le nostre strip LED sono state studiate per essere installate all'interno dei nostri prodotti, pertanto se installate al di fuori dei nostri apparecchi è necessario dissipare in modo adeguato. Il collegamento tra i vari apparecchi/LED deve essere effettuato in parallelo. Si deve calcolare la potenza complessiva dei LED e aggiungere almeno 10%. Di conseguenza procedere nella scelta dell'alimentatore. E' necessario considerare la distanza tra alimentatori e apparecchi/LED per limitare possibili cadute di tensione. Segue la tabella 1 che indica la lunghezza/ sezione del cavo e la potenza con alimentazione a 24V DC. Viene indicata la distanza massima tra alimentatore e apparecchi/LED.

FIXTURES USING LEDS WITH A CONSTANT VOLTAGE OF 24V DC

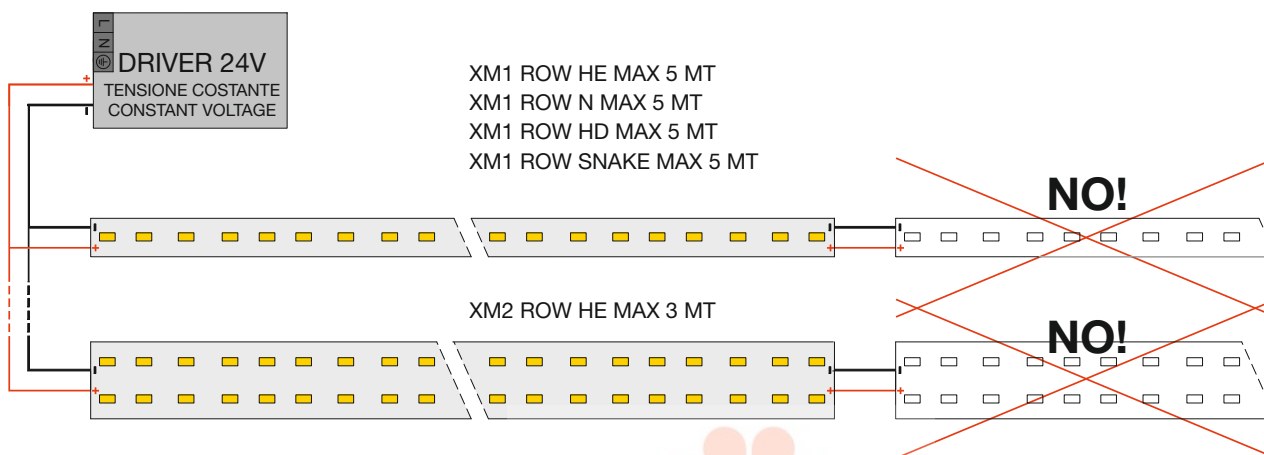
Our LED strips are designed to be installed in our products so if installed elsewhere please consider thermal management by using proper heatsinks. The connection between the various fixtures / LEDs must be carried out in parallel. The total power of the LEDs must be calculated (+ at least 10%) in order to choose the correct power supply. The distance between power supplies and fixtures / LED must be considered to limit possible voltage drop. Table 1 (below) indicates the length / section of the cable and the output (W) using a 24V DC power supply. It shows the maximum distance between the power supply and the fixture/LED.

TABELLA 1			
W	1 mm ²	1,5 mm ²	2,5 mm ²
10	56 mt	85 mt	141 mt
20	28 mt	42 mt	71 mt
30	19 mt	28 mt	47 mt
40	14 mt	21 mt	35 mt
50	11 mt	17 mt	28 mt
60	9 mt	14 mt	24 mt
70	8 mt	12 mt	20 mt
80	7 mt	11 mt	18 mt
90	6 mt	9 mt	16 mt
100	6 mt	8 mt	14 mt
110	5 mt	8 mt	13 mt
120	5 mt	7 mt	12 mt
130	4 mt	7 mt	11 mt
140	4 mt	6 mt	10 mt
150	4 mt	6 mt	9 mt

WIRING DIAGRAM N°1

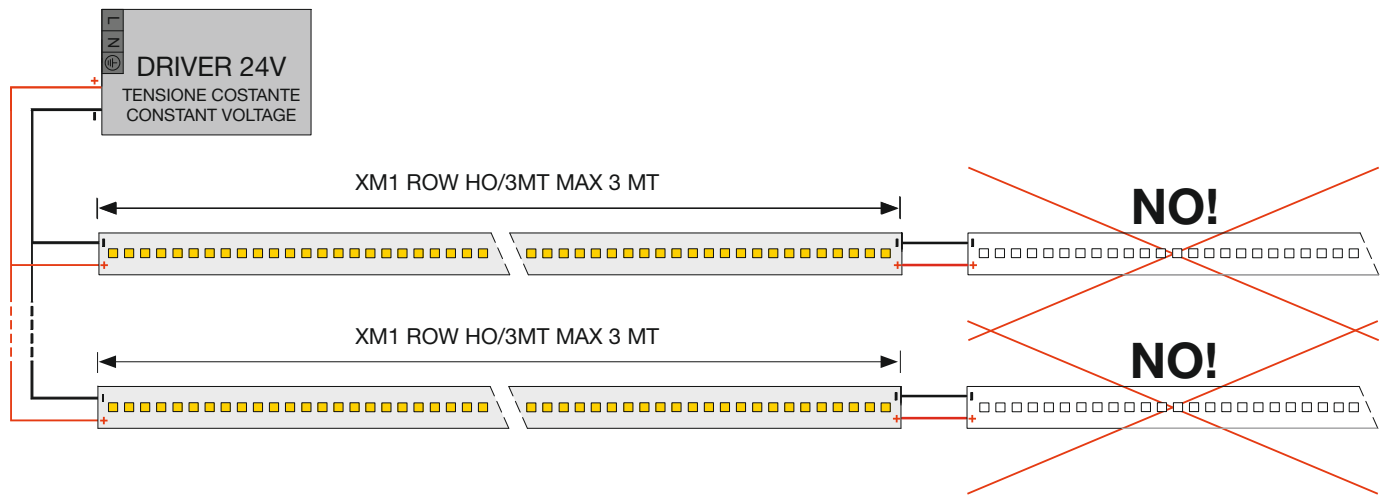


WIRING DIAGRAM N°2



TECHNICAL INFORMATION

WIRING DIAGRAM N. 3



APPARECCHI CON LED A CORRENTE COSTANTE

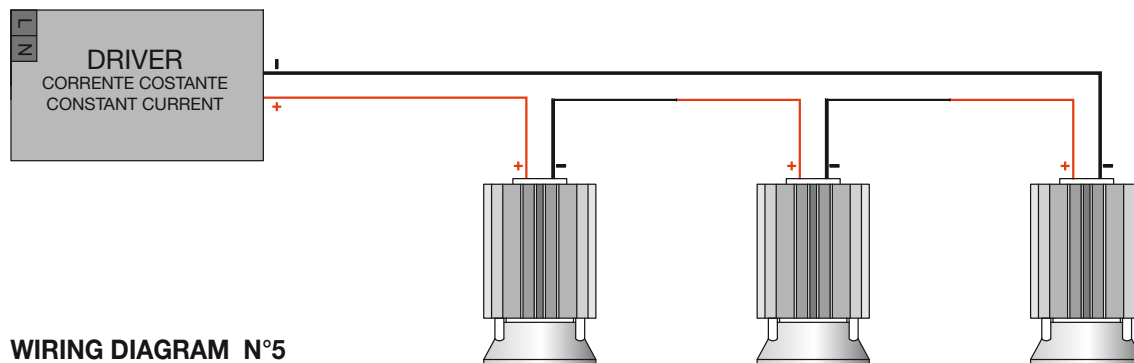
Il collegamento tra i vari apparecchi/led deve essere effettuato in serie. Il numero di LED per alimentatore dipende dalla potenza e dalla tensione che l'alimentatore rende disponibile. Nonostante l'utilizzo di correnti molto basse è opportuno considerare la distanza tra alimentatori e apparecchi/LED. Segue la tabella 2 che indica la lunghezza/sezione del cavo con alimentazione a corrente costante. Viene indicata la distanza massima tra alimentatore e apparecchi/LED.

FIXTURES USING LEDS WITH A CONSTANT CURRENT

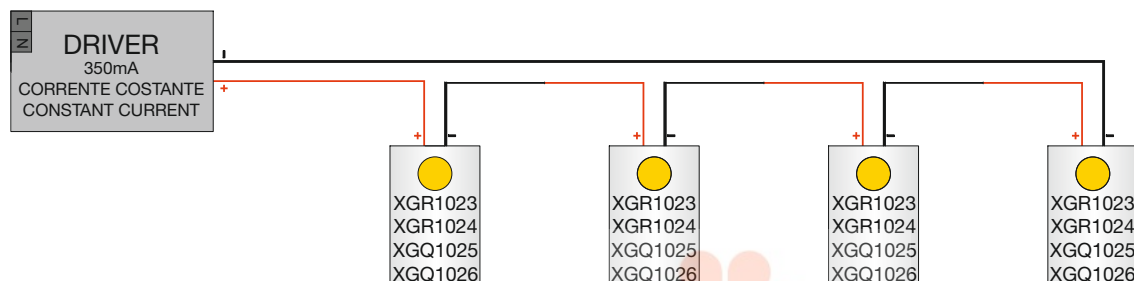
The connection between the various fixtures / LEDs must be carried out in series. The number of LEDs per power supply unit depends on the available power and voltage of the unit. Notwithstanding the use of very low currents, it is advisable to take into consideration the distance between ballasts and fixtures / LEDs. Table 2 (below) indicates the length / section of the cable using a constant current supply. It shows the maximum distance between the power supply and the fixture/LED.

TABELLA 2			
Sezione	1 mm ²	1,5 mm ²	2,5 mm ²
Lunghezza	20 mt	30 mt	50 mt

WIRING DIAGRAM N°4

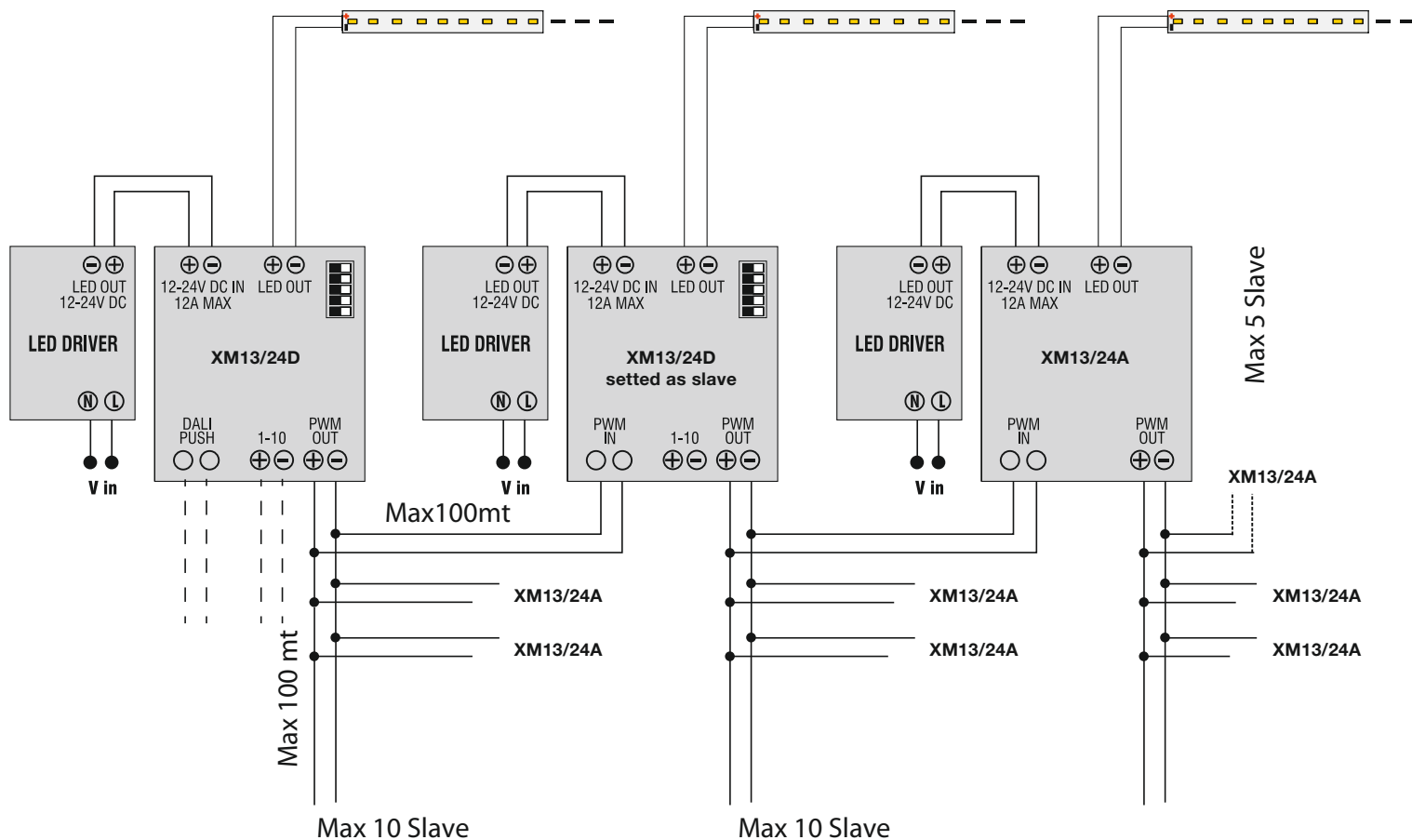


WIRING DIAGRAM N°5



TECHNICAL INFORMATION

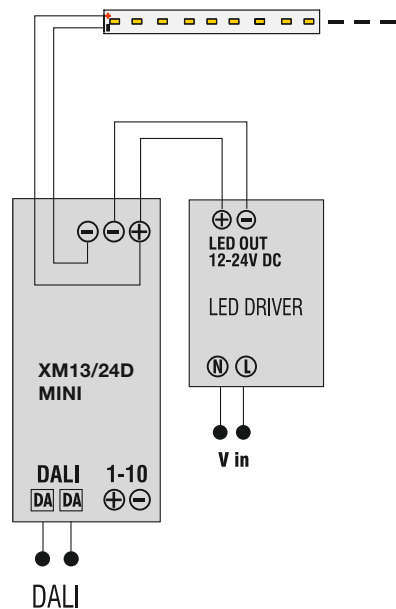
WIRING DIAGRAM N°6 XM13/24D - XM13/24A



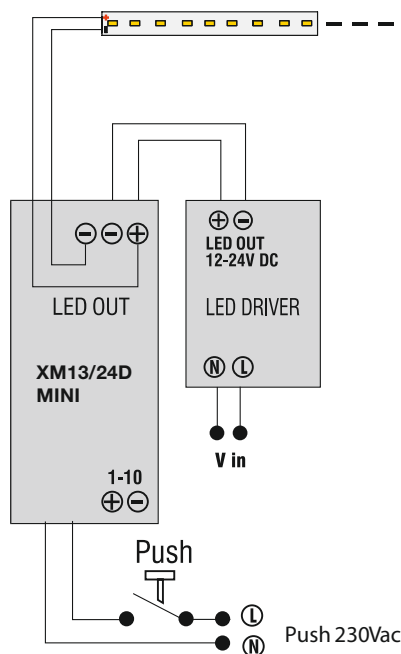
TECHNICAL INFORMATION

WIRING DIAGRAM N°7 XM13/24D MINI

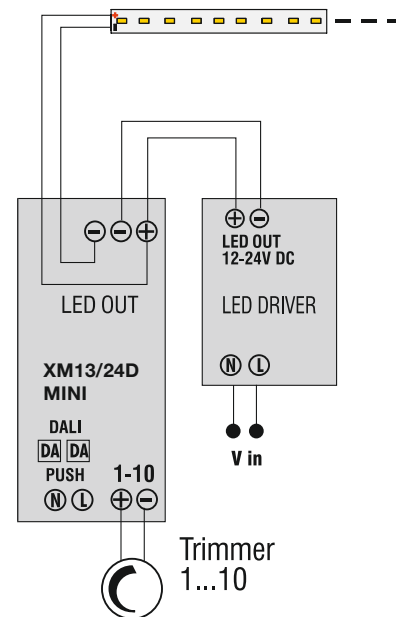
Wiring diagram DALI



Wiring diagram Push



Wiring diagram Trimmer 1/10V



FONDAMENTI DI ILLUMINOTECNICA / LIGHTING BASICS

FLUSSO LUMINOSO Φ

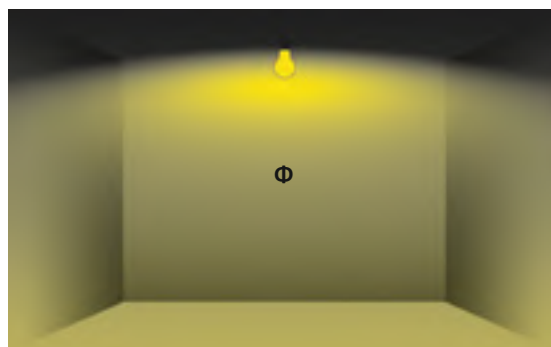
Unità di misura: Lumen (lm)

Per flusso luminoso si intende l'intera potenza irradiata dalla sorgente luce che viene valutata con la sensibilità spettrale dell'occhio. Il flusso luminoso è una grandezza molto utile per confrontare le lampade tradizionali con i LED.

LUMINOUS FLUX Φ

Unit: Lumen (lm)

Luminous flux means the total power radiated by a light source, which is evaluated considering the spectral sensitivity of the eye. The luminous flux is a measurement very useful when comparing traditional lamps with LEDs.



INTENSITÀ LUMINOSA I

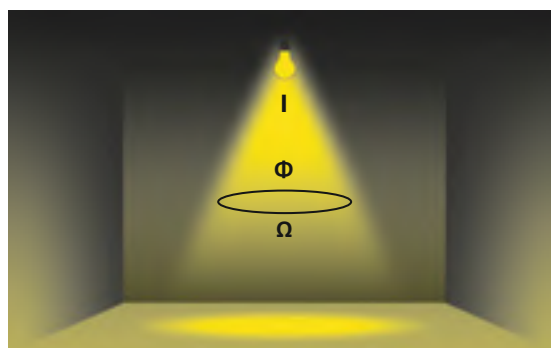
Unità di misura: Candela (cd)

Una sorgente luminosa irradia il suo flusso luminoso generalmente in diverse direzioni con diversa intensità. L'intensità della luce irradiata in una determinata direzione viene definita intensità luminosa.

LUMINOUS INTENSITY I

Unit: candela (cd)

A light source emits its luminous flux usually in different directions and at different intensities. The intensity of light radiated in a given direction is defined as light intensity.



ILLUMINAMENTO E

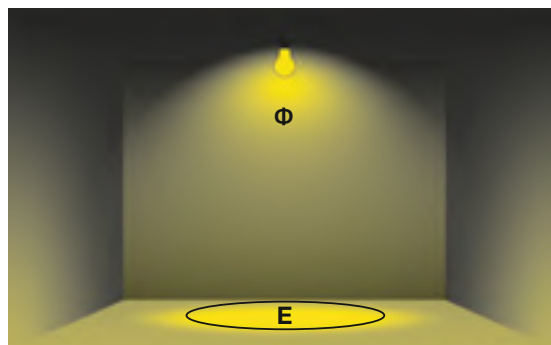
Unità di misura: Lux (lx)

L'illuminamento è dato dal rapporto tra il flusso luminoso irradiato e la superficie illuminata. L'illuminamento prodotto da un flusso luminoso di 1 lm che cade in modo uniforme su una superficie di 1 mq è pari a 1 lx.

ILLUMINANCE E

Unit: Lux (lx)

Illuminance is the ratio of the luminous flux and the illuminated surface. The illumination produced by a luminous flux of 1 lm that falls evenly on a surface of 1 square meter is equal to 1 lx.



LUMINANZA L

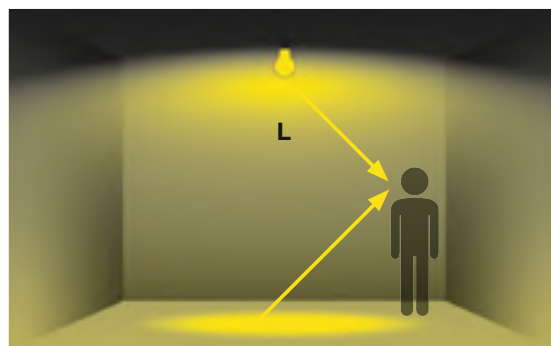
Unità di misura: Candela per metro quadrato [cd/m²]

La luminanza L di una sorgente di luce o di una superficie illuminata è determinante per la sensazione di luce percepita.

LUMINANCE L

Unit: Candela per square meter [cd/m²]

The luminance L of a light source or an illuminated surface indicates how much luminous power will be detected by an eye looking at the surface from a particular angle of view.



FONDAMENTI DI ILLUMINOTECNICA / LIGHTING BASICS

L'EFFICIENZA LUMINOSA

Unità di misura: Lumen per Watt (lm/w)

L'efficienza luminosa indica il rendimento di una lampada.

Viene espressa dal rapporto fra il flusso luminoso prodotto in lumen e la potenza applicata in watt.

LUMINOUS EFFICACY

Unit: lumens per watt (lm/w)

Luminous efficacy indicates the efficiency of a lamp.

It is the ratio between the luminous flux in lumens produced and the applied power in watts.

TEMPERATURA DI COLORE

Unità di misura: Kelvin (K)

Temperatura di colore indica la tonalità della luce. Più è alto il valore e più fredda è la tonalità della luce

3000K - tonalità calda

4000K - tonalità neutra

5500K - tonalità diurna

COLOUR TEMPERATURE

Unit: Kelvin (K)

Colour temperature indicates a light's tonality: the higher the value, the colder the tone of the light

3000K - warm tone

4000K - neutral tone

5500K - daylight tone

INDICE DI RESA CROMATICA

Ra oppure in inglese Color Rendering Index (CRI)

Si indica come resa cromatica la qualità della riproduzione dei colori sotto una certa illuminazione.

L'indice massimo di 100 rappresenta la resa cromatica ideale.

COLOR RENDERING INDEX

Ra or Color Rendering Index (CRI)

Ra is a quantitative measure of the ability of a light source to reproduce the colors of various objects faithfully in comparison with an ideal or natural light source.

The Ra maximum value 100 equals ideal color rendering.

MARCHI / MARKS

CE Prodotto conforme alle norme di sicurezza e alle direttive europee vigenti.
Product complying with safety rules and EU directives
Das Produkt entspricht den gültigen Sicherheitsvorschriften und EU-Richtlinien
Produit conforme aux règles de sécurité et aux règlements de l'union européenne
Producto conforme a la norma de seguridad y a las directivas europeas
Продукт отвечает требованиям безопасности и директивам ЕС

□ Apparecchio in classe II
Apparecchio nel quale la protezione contro la scossa elettrica non si basa unicamente sull'isolamento fondamentale, ma anche sulle misure supplementari di sicurezza costituite dal doppio isolamento o dall'isolamento rinforzato.
Queste misure non comportano dispositivi per la messa a terra e non dipendono dalle condizioni di installazione.
Class II Fixture
A fixture for which protection against an electric shock does not rely only on basic insulation but also offers further safety measures, such as double insulation or reinforced insulation.
These measures do not require grounding devices and are not dependent upon installation conditions.
Leuchten der Schutzklasse II
Die Schutzvorrichtungen gegen Stromschläge bei diesem Apparat basieren nicht lediglich auf der grundlegenden Isolierung, sondern werden durch eine verdoppelte oder verstärkte Isolierung wesentlich erhöht.
Aufgrund dieser Maßnahmen benötigen Leuchten der Schutzklasse II keine Vorrichtung für die Erdung und sind unabhängig von den Einbaubedingungen.
Aparatos de clase II
Aparatos en los que la protección contra descargas eléctricas no se basa sólo en lo fundamental, sino también en las medidas de seguridad adicionales, tales como el doble aislamiento o aislamiento reforzado.
Estas medidas no incluyen los dispositivos para poner en el suelo y no depende de las condiciones de instalación.
Luminaire classe II
Appareil dans lequel la protection contre les chocs électriques ne repose pas seulement sur les fondamentaux, mais aussi sur les mesures de sécurité supplémentaires, telles que la double isolation ou l'isolation renforcée.
Ces mesures ne comprennent pas les dispositifs de mise à la terre et ne pas dépendre des conditions d'installation.
Изделие II класса.
Аппарат, в котором защита от поражения электрическим током обеспечивается не только стандартной изоляцией, но и применением дополнительных мер безопасности таких как двойная или усиленная изоляция. В приборах отсутствуют средства защитного заземления и защитные свойства окружающей среды не используются в качестве меры обеспечения безо.

III Apparecchio in classe III
Apparecchio in cui la protezione contro la scossa elettrica si basa sull'alimentazione a bassissima tensione di sicurezza e in cui non si generano tensioni superiori alla stessa. Nota: un apparecchio in classe III non deve essere provvisto di messa a terra.
Class III Fixture
A fixture in which protection against an electric shock is guaranteed by the extremely low and safe voltage level of the power supply, which does not generate higher voltage levels. NB: a Class III fixture does not require grounding protection.
Leuchten der Schutzklasse III
Gerät in dem der Schutz gegen elektrische Stromschläge auf einer sehr niedrigen Spannung beruht und in dem keine höheren Spannungen entstehen
N.B.: Ein Gerät der Klasse III braucht keine Erdung.
Aparatos de clase III
Aparatos en los que la protección contra choques eléctricos se basa en una tensión de seguridad muy baja y no generar mayores tensiones. Nota: una Clase III no debe contar con la protección de tierra.
Luminaire classe III
Appareil dans lequel la protection contre les chocs électriques repose sur une basse tension de sécurité très et vous ne génèrent pas de tensions plus élevées. Note: la classe III ne doit pas être munis d'une protection au sol.
Изделие III класса.
Аппарат, в котором защита от поражения электрическим током основана на питании от источника безопасного сверхнизкого напряжения и в котором не возникают напряжения выше безопасного сверхнизкого напряжения. В оборудовании класса III не должно быть заземляющего зажима.

IP.. Grado di protezione
Il grado di protezione degli apparecchi di illuminazione viene indicato con la sigla "IP" seguita da due cifre caratteristiche.
- la prima indica la protezione contro la penetrazione dei corpi solidi e della polvere
- la seconda indica la protezione contro la penetrazione dei liquidi
Protection Index
The protection rating of the lighting appliances is shown by the letters "IP" followed by two characteristic digits
- the first of these two digits indicates the degree of protection that the appliances offer against the entry of solid foreign objects
- the second one indicates the protection against the entry of water
Berührungs- und Fremdkörperschutz
Der Schutzgrad des Beleuchtungsgerätes wird mit der Abkürzung "IP" und zwei bestimmten Zahlen genannt.
- die erste beschreibt den Schutz gegen das Eindringen von Festkörpern und Staub
- die zweite beschreibt den Schutz gegen Flüssigkeiten
Grado de protección
El grado de protección de los aparatos de iluminación se indica con el símbolo "IP" seguido de dos números característicos.
- el primer número indica el grado de protección contra la penetración de polvo, de cuerpos sólidos
- el segundo indica la protección contra los líquidos
Degré de protection.
Le degré de protection des appareils d'éclairage est indiqué par le symbole "IP" suivi de deux numéros caractéristiques
- le premier numéro identifie la protection contre la pénétration des corps solides, de la poussière
- le deuxième identifie la protection contre la pénétration des liquides
Степень защиты.
Степень защиты светильника от внешних воздействий обозначается кодом IP и двумя цифрами.
- первая цифра обозначает степень защиты от проникновения внутрь посторонних предметов и пыли
- вторая цифра показывает стойкость к воздействию влаги

IK Grado di protezione degli involucri per apparecchiature elettriche contro impatti meccanici esterni (codice IK)
Degree of protection provided by enclosures for electrical equipment against external mechanical impacts (IK code)
Schutzarten durch Gehäuse für elektrische Betriebsmittel (Ausrüstung) gegen äußere mechanische Beanspruchungen (IK-Code)
Grado de protección de las envolturas para aparatos eléctricos contra impactos mecánicos exteriores (código IK)
Degrés de protection procurés par les enveloppes de matériels électriques contre les impacts mécaniques externes (code IK)
Степень защиты, обеспечиваемая корпусом для электрического оборудования от внешних механических воздействий (IK код)

☀ Lampadina protetta contro esplosioni
Lamp protected against explosion
Explosiongeschützte Lampe
Bombilla protegida contra la explosión
Lampes antidéflagrantes.
Лампа защищена от взрыва.

MARCHI / MARKS

RoHS

RoHS - DIRETTIVA 2002/95/CE (Restriction of the use of certain Hazardous Substances in electrical and electronic equipment) Direttiva europea che limiti l'utilizzo di alcune sostanze pericolose (piombo, cadmio, mercurio, cromo esavalente, bifenile polibromurati, Eteri difendi polibromurati. A partire da 1 luglio 2006 tali sostanze non possono essere più impiegate nei prodotti elettrici ed elettronici, salvo deroghe su alcune applicazioni.

RoHS - DIRECTIVE 2002/95/CE (Restriction of the use of certain Hazardous Substances in electrical and electronic equipment). The European Directive restricts the use of some dangerous substances: lead, mercury, cadmium, hexavalent chromium, polybrominated biphenyls (PBB) or polybrominated diphenyl ethers (PBDE). From 1st July 2006 such substances shall not be used anymore in electrical and electronic equipment apart from exceptions on specific applications.

RoHS - RICHTLINIE 2002/95/CE (Restriction of the use of certain Hazardous Substances in electrical and electronic equipment). Die Eu Richtlinie stellt, dass ab dem 1. Juli 2006 neu in Verkehr gebrachte Elektro- und Elektronikgeräte kein Blei, Quecksilber, Cadmium, sechswertiges Chrom, polybromiertes Biphenyl (PBB) bzw. polybromierten Diphenylether (PBDE) enthalten sollen.

RoHS - DIRETTIVA 2002/95/CE (Restriction of the use of certain Hazardous Substances in electrical and electronic equipment). La Directiva impone que, a partir del 1 de julio de 2006, los nuevos aparatos eléctricos y electrónicos que se pongan en el mercado no contengan plomo, mercurio, cadmio, cromo hexavalente, polibromobifenilos (PBB) o polibromodifeniléteres (PBDE).

RoHS - DIRECTIVE 2002/95/CE (Restriction of the use of certain Hazardous Substances in electrical and electronic equipment). La directive européenne prévoit que à compter du 1er juillet 2006, les nouveaux équipements électriques et électroniques mis sur le marché ne contiennent pas de plomb, de mercure, de cadmium, de chrome hexavalent, de polybromobiphényles (PBB) ni de polybromodiphényléthers (PBDE).

RoHS - DIRETTIVA 2002/95/CE (Restriction of the use of certain Hazardous Substances in electrical and electronic equipment) Европейская директива, которая ограничивает использование некоторых опасных веществ (свинца, кадмия, ртути, шестивалентного хрома, полибромированных бифенилов (PBB) и полибромированных дифениловых эфиров (PBDE). С 1 июля 2006 года эти вещества не могут быть больше использованы для производства электрического и электронного оборудования, за исключением некоторых специальных применений.



Marchio unico di certificazione EAC (EurAsian Certification) che sostituisce i marchi nazionali GOST (R per la Russia, B per Bielorussia e K per Kazakistan)

Unique brand of EAC certification (Eurasian Certification) which replaces the national GOST brands (R for Russia, B for Belarus and K for Kazakhstan). Einiges Markeszeugnis EAC, als Ersatzung des Landesmarkengost (R für Russia, B für Bielorussia und K für Kazakistan).

Marca única de certificación EAC que substituye las marcas nacionales Gost (R por Russia, B por Belarus y K por Kazakhstan).

Marque unique de conformité EAC, qui substitue les marques nationales Gost (R pour Russia, B pour Belarus et K pour Kazakhstan).

EAC, англ. Eurasian Conformity — знак обращения, свидетельствующий о том, что продукция, маркированная им, прошла все установленные в технических регламентах Таможенного союза процедуры оценки.

SELV

Bassissima tensione di sicurezza
Safety Extra Low Voltage

1...10V

Dimmer analogico con segnale di tensione continua 1...10V
Analogic dimmer with a direct voltage signal



Dimmer a taglio di fase ascendente/discendente (TRIAC)
Phase cutting dimmer leading edge, trailing edge (TRIAC)

DALI

Dimmer digitale con interfaccia DALI
Digital dimmer with DALI interface

DALI/PUSH DIM

Dimmer con funzionalità DALI o pulsante normalmente aperto NA
Dimmer for DALI protocol or push button application

PUSH DIM

Dimmer con pulsante normalmente aperto NA
Dimmer with push button NO

STEP DIM

Step Dim: accensione massima + 3 livelli di dimmerazione + spegnimento tramite sensore touch.
Step Dim: max on + 3 dimming levels + off through touch sensor.



Alimentatore idoneo al montaggio indipendente
Independent driver can be mounted separately outside a luminaire

1H/12H EMERGENCY

Emergenza integrata. Autonomia 1h / Tempo di ricarica 12h
Integrated emergency. Duration 1h/Recharging time 12h

850°

Prova del filo incandescente a 850°C.
Glow wire test at 850° degree.

MARCHI / MARKS



CONSORZIO PER LA RACCOLTA E LO SMALTIMENTO DELLE APPARECCHIATURE DI ILLUMINAZIONE

PANZERI CARLO SRL ADERISCE AL CONSORZIO ECOLIGHT – MILANO ITALY

WEEE - DIRETTIVA 2002/96/CE, 2003/108/CE (WASTE ELECTRICAL AND ELECTRONIC EQUIPMENT) RIFIUTI DI APPARECCHI ELETTRICI ED ELETTRONICI.

La direttiva valida su tutto il territorio dell'Unione Europea definisce una serie di misure allo scopo di prevenire la produzione di rifiuti di apparecchiature elettriche ed elettroniche; di promuovere il riuso, il riciclo ed altre forme di recupero di tali tipologie di rifiuti; di limitare i rischi di impatto sull'ambiente derivanti dal trattamento e dallo smaltimento dei rifiuti in questione; di armonizzare le misure nazionali di gestione dei rifiuti elettrici ed elettronici.

Gli apparecchi di illuminazione marcati con l'apposito simbolo del cassonetto barrato  sono soggetti a raccolta differenziata separata dal resto dei rifiuti urbani.

Per la restituzione di un dispositivo dimesso, occorre servirsi dei sistemi di restituzione e di raccolta messi a disposizione nei singoli paesi di utilizzo.

PANZERI CARLO SRL JOINS CONSORZIO ECOLIGHT – MILANO ITALY

WEEE - DIRECTIVE 2002/96/CE, 2003/108/CE (WASTE ELECTRICAL AND ELECTRONIC EQUIPMENT).

The European Directive is applicable throughout the European Union and determines the measures in order to prevent the production of waste electrical and electronic equipment; to promote the re-use, the recycle and other forms of reutilization of these kind of waste; to restrict the risks of impact to the environment coming from treatment and disposal of these equipments; to harmonize national measures of managing waste electrical and electronic equipment.

Equipment marked with proper symbol of crossed container  may not be disposed of with household rubbish.

To return the used device, the return and collection systems available in every single Country must be used.

PANZERI CARLO SRL GEHÖRT DEM CONSORZIO ECOLIGHT (MILANO – ITALY) AN.

WEEE - RICHTLINIE 2002/96/CE, 2003/108/CE (WASTE ELECTRICAL AND ELECTRONIC EQUIPMENT).

Die Eu Richtlinie gibt den Rahmen für die EU-weit gültige Maßnahmen, um die Produktion von Elektro- und Elektronik-Altgeräte zu verhindern; um Rückführung und andere Formen von Wiederverwendung zu fördern; um Einschränkung der Risiken gegen die Umwelt, die diese Abfälle verursachen können; um die Ländermaßnahme im Rahmen der Elektro- und Elektronik-Altgeräte zu harmonisieren.

Das Gerät gezeigt mit der bestimmten Kennzeichnung , dürfen nicht mit dem Siedlungsabfall entsorgt werden.

Für die Rückgabe des Altgeräts muss man die verfügbare Rückgabe- und Sammelsysteme in jedem Gebrauchsland nutzen.

PANZERI CARLO SRL HACE PARTE DEL CONSORZIO ECOLIGHT – MILANO ITALY

WEEE - DIRECTIVA 2002/96/CE, 2003/108/CE (WASTE ELECTRICAL AND ELECTRONIC EQUIPMENT).

La directiva es valida en toda la Union Europea y señala las medidas necesarias para prevenir la producción de residuos de aparatos eléctricos y electrónicos; para promover el reutilizo, recicló y otras formas de recupero de estas tipologias de residuos; para limitar los efectos en el medio ambiente que vienen de los tratamientos y gestion de estos residuos; para armonizar las medidas nacionales de gestion de residuos de aparatos eléctricos y electrónicos.

El equipo marcado con signal de contenedor tachado , no debe eliminarse junto con la basura urbana.

Para la devolución de antiguo dispositivo utilizar los sistemas de recogida y devolución disponible en cada Pais.

PANZERI CARLO SRL ADHÈRE AU CONSORZIO ECOLIGHT – MILANO ITALY

WEEE - DIRECTIVE 2002/96/CE, 2003/108/CE (WASTE ELECTRICAL AND ELECTRONIC EQUIPMENT).


La directive valable sur tout le territoire de l'Union Européenne établi des mesures an d'éviter la production de déchets d'équipements électriques et électroniques; d'encourager la réutilisation des équipements usagés, le recycle et autres formes de récupération de ces typologies de déchets; de limiter les risques sur l'environnement causés par le traitement de ces déchets et par la relative élimination; d'harmoniser les dispositions nationales de gestion des déchets électriques et électroniques.

Les appareils d'éclairage marqués avec le symbole du porte-poubelle barré , sont sujet à la collecte séparée des autres déchets urbains. Pour la restitution d'un dispositif usagé, il faut se servir des systèmes de restitution et de collecte offerts dans chaque pays d'utilisation.

PANZERI CARLO SRL ВХОДИТ В СОСТАВ CONSORZIO ECOLIGHT – MILANO ITALY

WEEE - ДИРЕКТИВА 2002/96/CE, 2003/108/CE (WASTE ELECTRICAL AND ELECTRONIC EQUIPMENT) УТИЛИЗАЦИЯ ЭЛЕКТРИЧЕСКОГО И ЭЛЕКТРОННОГО ОБОРУДОВАНИЯ.

Директива действует на территории всего Европейского Союза и определяет ряд мер, целью которых является избежание накопления отходов электрического и электронного оборудования; содействие их повторному использованию, переработке и другим методам утилизации этого вида отходов; уменьшение рисков воздействия на окружающую среду при переработке и уничтожении отходов; приведение в соответствие национальных мер по контролю за утилизацией электрического и электронного оборудования.

Светильники, отмеченные символом с перечеркнутым мусорным контейнером, , нельзя выбрасывать с остальным бытовым мусором. Для их переработки следует обращаться в соответствующие государственные учреждения.

CREDITS

Pag. 14, 175, 187, 199, 201, 210, 383, 390, 391, 398
Assolombarda - Confindustria Milano,
Monza e Brianza - sede di Monza, Italia
Arch. F. Pella, Sering Srl

Pag. 15, 131, 361, 370, 371
Private House - Sicilia, Italia
Sebastiano Adragna Architetti

Pag. 16
Chairman room - Dubai
Fajr Interiors

Pag. 17
Kanji Light, Fusion Restaurant - Milano, Italia
Studio Giuseppe Dondoni - Ph Yang Shun

Pag. 17
Boutique Locherber - Milano, Italia
Studio Andrea Castrignano - Ph Francesco Mion

Pag. 188, 189, 190
Uffici Direzionali - Milano, Italia
General Contractor: Linea Design Srl
Chief Executive O. Bartezzagli

Pag. 195
Uffici TP - Ragusa, Italia
Arch. V. Leggio (La Luce Srl)

Pag. 13
Kiton - Milano

Pag. 13
Caffè della Vittoria, Saluzzo - Cn, Italia
Arch. Nevio Maero (Bi Esse Spa)



ADERENTE AD ASSOLOMBARDA
CONFINDUSTRIA MILANO MONZA E BRIANZA



Riconoscimento attribuito per oltre 50 anni di attività
Recognition given for over 50 years of continuous activity



ADI MEMBER

ADI ASSOCIAZIONE PER IL DISEGNO INDUSTRIALE

Pur mantenendo inalterate le proprie caratteristiche di base, i nostri articoli possono risultare parzialmente modificati rispetto a come sono raffigurati nel presente catalogo. Ciò è dovuto all'evoluzione a cui sottoponiamo i prodotti, con lo scopo di un miglioramento continuo. Anche i colori presentati nel catalogo sono da considerarsi puramente indicativi.

While maintaining the basic characteristics of the product, the Company reserves the right to make modifications at any time with the sole aim of improvement. The colours illustrated in the catalogue are intended only as examples.

Unter Beibehaltung der wesentlichen Produktcharakteristiken behält sich die Firma jederzeit Änderungen zur Verbesserung der Produkte vor. Die in Katalog abgebildeten Farben sind unverbindlich.

Manteniendo las características base del producto, la Sociedad se reserva el derecho de realizar pequeños cambios con el fin de mejorar la calidad del producto. Los colores que se ven en el catálogo son sólo indicativos.

Tout en respectant les caractéristiques de base du produit, la Société se réserve le droit d'apporter modifications en tous les moments rien que pour amélioration. Les couleurs illustrées dans ce catalogue sont données à titre d'indication.

Возможно некоторое отличие наших артикулов от их изображения в этом каталоге, при сохранении неизменными их основных характеристик. Это связано с нашим постоянным стремлением к усовершенствованию моделей. Отделки, представленные в каталоге, так же должны рассматриваться как чисто ориентировочные.

PANZERI®

PANZERI CARLO S.R.L.
Via Padania, 8 - 20853
Biassono MB - Italy
Sede Legale: Via Mameli, 11
20851 Lissone MB - Italy
T +39 039 2497483
F +39 039 2497396
panzeri@panzeri.it
export@panzeri.it
www.panzeri.it



PANZERI.IT