



INTRODUCTIONS  
SPRING 2019



Ludlow by Lisa McDennon  
for Hinkley Lighting  
(see page 16-18)



## QUINTESSENTIALE

Elstead Lighting Group is pleased to introduce our new design-driven brand Quintessentiale.

This brand will sell a wide variety of stylish lighting, many of which feature the designers themselves as part of the branding focus. These include Ellen DeGeneres who has created the ED product collection crafted by Generation Lighting and Lisa McDennon who has designed product with Hinkley Lighting.

Products from this brand will be sold through carefully chosen partners and selective distribution. Part of this model will include our upcoming B2C platform, Quintessentiale.com where registered and approved trade clients can log on and place orders directly.

*See pages 12 - 127*



## Elstead LIGHTING

The original Elstead Lighting Collection has now become a successful international brand where more than 2,500 products are available to all channels in the 220-240v markets. Here we show 28 new products as well as some family extensions to some of our existing popular ranges.

*See pages 128 - 147*



## Designer's LIGHT BOX™

The Designer's Lightbox brand was launched in 2018 as a unique bricks and mortar only brand to give showrooms and designers a selection of exclusive products not widely visible online for a minimum period of 18 months. We are now adding 29 new introductions to this collection.

This range includes our bespoke shade making service as well as a growing collection of interior, bathroom and exterior fittings. We started making lampshades in the UK from April 2018 and now stock and offer many shade sizes and shapes in more than 200 fabrics. Additionally, we custom make shades either using non-standard materials, different sizes as well as re-covering other shades.

*See pages 148 - 161*

## VISUAL INDEX - CHANDELIERS



ANGELO  
Distressed Weathered Oak/Slate  
Grey Metal - p107



ANGELO  
Distressed Weathered Oak/Slate  
Grey Metal - p106-107



ANGELO  
Distressed Weathered Oak/Slate  
Grey Metal - p104-105



APOLLO  
Burnished Brass  
p62-64



APOLLO  
Polished Nickel  
p65



ARIES  
Polished Nickel  
p132



ARMAND  
Aged Brass/Charcoal  
p151



ARMAND  
Polished Nickel  
p153



AROS  
Black/Warm Brass  
p38-39



BRIANNA  
Burnished Brass  
p42-44



BRIANNA  
Polished Nickel  
p46



CASSIE  
Polished Nickel  
p130-131



CHATEAU  
Mocha Bronze  
p110



CHATEAU  
Mocha Bronze  
p111



COSMOS  
Cream/Aged Brass  
p154



COSMOS  
Cream/Aged Brass  
p155



ENSEMBLE  
Polished Nickel  
p84-86



ENSEMBLE  
Brushed Bronze  
p88



ENSEMBLE  
Polished Nickel  
p87



ENSEMBLE  
Brushed Bronze  
p89



HARPER  
Polished Nickel  
p96-97



HARPER  
Polished Nickel  
p97



JAX  
Midnight Black  
p74-75



JAX  
Polished Nickel  
p76



JAX  
Burnished Brass  
p77



JOAN  
Matte White  
p78



JOAN  
Midnight Black  
p80



LAGUNA  
Burnished Gold  
p34-36



LAGUNA  
Burnished Gold  
p37



LAGUNA  
Burnished Gold  
p37



LORAS  
Chrome  
p99



LORAS  
Chrome  
p100



LOUVRE  
Gunmetal  
p117



LUDLOW  
Brushed Graphite  
p16-18



LUDLOW  
Polished Nickel  
p20



MARYVILLE  
Washed Grey  
p109



MARYVILLE  
Washed Grey  
p109



MARYVILLE  
Washed Grey  
p108



NULA  
Shell White/Luxe Gold  
p24



NULA  
Shell White/Luxe Gold  
p25



NULA  
Shell White/Luxe Gold  
p22-23



REN  
Black/Gold  
p26-28



SKYE  
Heritage Brass  
p30-33



TAIKO  
Old Bronze  
p114



TAIKO  
Old Bronze  
p114



VIDA  
Burnished Gold  
p93



VIDA  
Burnished Gold  
p92-93



VIDA  
Burnished Gold  
p94



YARMOUTH  
Painted Aged Brass  
p141

# VISUAL INDEX - PENDANTS



ARIES  
Polished Nickel  
p132



ASHER  
Midnight Black  
p60



ASHER  
Matte White  
p61



BRISBIN  
Burnished Brass  
p66-67



BRISBIN  
Matte White  
p69



BRISBIN  
Polished Nickel  
p68



CANDOR  
Matte White  
p70



CARTER  
Matte White  
p73



CORONA  
White/Polished Nickel  
p157



CORONA  
Museum Bronze/Aged Brass  
p156



COSMOS  
Cream/Aged Brass  
p154



DARWIN  
Matte White  
p48-49



ENSEMBLE  
Polished Nickel  
p87



ENSEMBLE  
Burnished Bronze  
p89



HARPER  
Polished Nickel  
p97



HAYMARKET  
Weathered Galvanized  
p71



LORAS  
Chrome  
p99



LOUVRE  
Gunmetal  
p116



LUDLOW  
Brushed Graphite  
p19



LUDLOW  
Polished Nickel  
p21



MATRIMONIO  
Driftwood/Dark Weathered  
Zinc - p161



NULA  
Shell White/Luxe Gold  
p25



SKYE  
Heritage Brass  
p32



TAIKO  
Old Bronze  
p115



URBAN RESTORATION  
Dark Antique Brass  
p103

# VISUAL INDEX - FLUSH & SEMI-FLUSH



ARIES  
Polished Nickel  
p132




ARMAND  
Aged Brass/Charcoal  
p150



ARMAND  
Polished Nickel  
p152



ASHER  
Midnight Black  
p60



ASHER  
Matte White  
p58-61



CARTER  
Matte White  
p73



CHATEAU  
Mocha Bronze  
p111



CORONA  
Museum Bronze/Aged Brass  
p156



CORONA  
White/Polished Nickel  
p157



CORONA  
Museum Bronze/Aged Brass  
p156



CORONA  
White/Polished Nickel  
p157



COSMOS  
Cream/Aged Brass  
p155



GRAVITY  
Polished Chrome or Nickel  
p142



HARROW  
Polished Nickel  
p138



HOUNSLOW  
Polished Nickel  
p139



KINCAID  
Polished Chrome  
p160



LOUVRE  
Gunmetal  
p117



LUCIA  
Burnished Silver  
p136-137



TABBY  
Polished Nickel  
p139



TAIKO  
Old Bronze  
p115



URBAN RESTORATION  
Dark Antique Brass  
p102



VIDA  
Burnished Gold  
p95

## VISUAL INDEX - PORTABLES



ARNO  
Green/Aged Brass  
p124



ARNO  
Green/Polished Nickel  
p125



ARNO  
Smoked/Aged Brass  
p124



ARNO  
Smoked/Polished Nickel  
p125



AXIOS  
Dark Grey/Cream & Grey shade  
p135



AXIOS  
Dark Grey/Cream & Ivory shade  
p134



AXIOS  
Dark Grey/Cream & Grey shade  
p135



AXIOS  
Dark Grey/Cream & Ivory shade  
p134



KARA  
Blue  
p159



KARA  
Green  
p158-159



KARA  
Smoked  
p158



LUGA  
Natural  
p133



LUGA  
Smoked  
p133



MILNE  
Teal  
p123



MILNE  
Grey  
p122



MILNE  
Aubergine  
p122



RENO  
Green/Aged Brass  
p127



RENO  
Green/Polished Nickel  
p126



RENO  
Smoked/Aged Brass  
p127



RENO  
Smoked/Polished Nickel  
p126



SAMARA  
Blue  
p118-119



SAMARA  
Clear  
p121



SAMARA  
Plum  
p119



SAMARA  
Smoked  
p120



SAMARA  
Salmon  
p120





JOAN  
Matte White  
p79



JOAN  
Midnight Black  
p81



PENNY  
Aged Iron  
p54



PENNY  
Burnished Brass  
p52-53



PENNY  
Polished Nickel  
p55

## VISUAL INDEX - WALL LIGHTS



ANGELO  
Distressed Weathered Oak/Slate  
Grey Metal - p105



APOLLO  
Burnished Brass  
p64



APOLLO  
Polished Nickel  
p65



ARIES  
Polished Nickel  
p132



ARMAND  
Aged Brass/Charcoal  
p150



ARMAND  
Polished Nickel  
p152



ARMAND  
Aged Brass/Charcoal  
p151



ARMAND  
Polished Nickel  
p153



BRIANNA  
Burnished Brass  
p45



BRIANNA  
Polished Nickel  
p47



BRIANNA  
Burnished Brass  
p45



BRIANNA  
Polished Nickel  
p47



CASSIE  
Polished Nickel  
p130



CHALK BOARD  
Weathered Zinc  
p143



CHATEAU  
Mocha Bronze  
p111

## VISUAL INDEX - WALL LIGHTS



CORONA  
White/Polished Nickel  
p157



CORONA  
Museum Bronze/Aged Brass  
p156



COSMOS  
Cream/Aged Brass  
p155



ENSEMBLE  
Brushed Bronze  
p89



ENSEMBLE  
Polished Nickel  
p87



FELIXSTOWE  
Polished Chrome  
p101



GEORGIA  
Aged Iron  
p50-51



INDO  
Aged Iron  
p51



JOAN  
Matte White  
p79



JOAN  
Midnight Black  
p81



LORAS  
Chrome  
p98-99



LOUVRE  
Gunmetal  
p117



LUDLOW  
Brushed Graphite  
p19



LUDLOW  
Polished Nickel  
p21



NULA  
Shell White/Luxe Gold  
p25



MARYVILLE  
Washed Grey  
p108



REN  
Black/Gold  
p29



SIMON  
Midnight Black  
p56-57



TAIKO  
Old Bronze  
p114



URBAN RESTORATION  
Dark Antique Brass  
p103



URBAN RESTORATION  
Dark Antique Brass  
p102



URBAN RESTORATION  
Dark Antique Brass  
p103



VIDA  
Burnished Gold  
p95



YARMOUTH  
Painted Aged Brass  
p141



YARMOUTH  
Painted Aged Brass  
p141

## VISUAL INDEX - OUTDOOR

---



LYNDON  
Textured Black  
p146-147



MARKET SQUARE  
Oil Rubbed Bronze  
p113



MARKET SQUARE  
Oil Rubbed Bronze  
p113



MARKET SQUARE  
Oil Rubbed Bronze  
p113



SOUTH HOPE  
Rubbed Bronze  
p144-145



Model shown: QN-HARPER7 (see page 97)



# QUINTESSENTIALE

Designer lighting through carefully chosen partners  
and selective distribution.



p 14 - 39

Lisa McDennon Collection  
by Hinkley Lighting, USA



p 40 - 81

ED Ellen DeGeneres  
crafted by Generation Lighting  
(Feiss), USA



p 82 - 95

Fredrick Ramond Collection  
by Hinkley Lighting, USA



p 96 - 127

Quintessentiale Collection

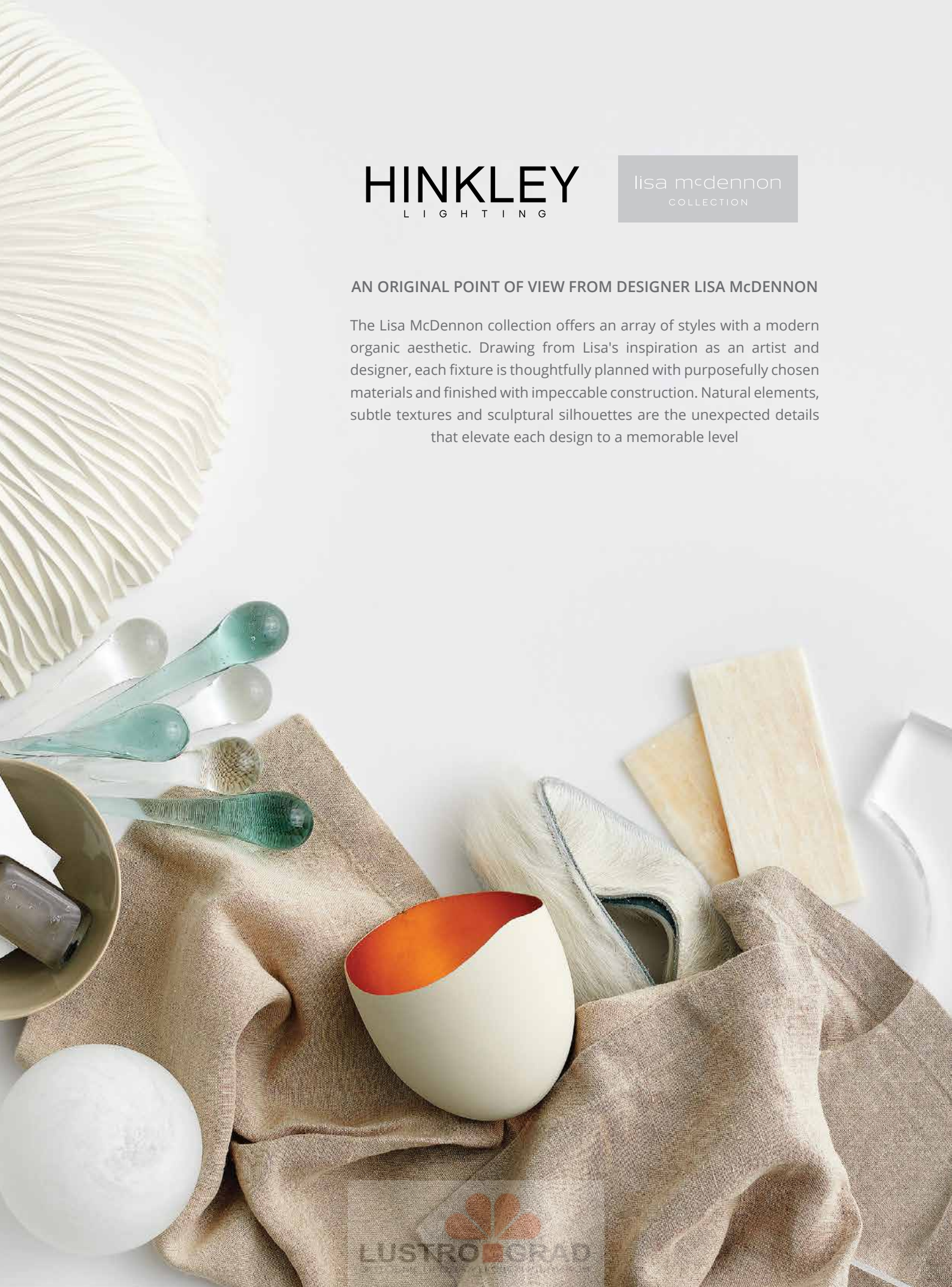
# HINKLEY

L I G H T I N G

lisa mcdennon  
COLLECTION

## AN ORIGINAL POINT OF VIEW FROM DESIGNER LISA McDENNON

The Lisa McDennon collection offers an array of styles with a modern organic aesthetic. Drawing from Lisa's inspiration as an artist and designer, each fixture is thoughtfully planned with purposefully chosen materials and finished with impeccable construction. Natural elements, subtle textures and sculptural silhouettes are the unexpected details that elevate each design to a memorable level





## AN ARRAY OF MODERN ORGANIC FORMS

### About Lisa McDennon

Lisa McDennon founded her Laguna Beach-based interiors firm, Lisa McDennon Design, in 2000. Inspired by the region's beauty, history, and culture, McDennon's distinctive style reinvigorates coastal California design. She works with natural materials, elegant forms, and varied textures to create modern interior that are sophisticated, unexpected, and timeless. With degrees in fine art and interior design, McDennon brings a deep knowledge of art and architecture to all her work, which has been recognised with multiple awards and coverage in USA national publications.





# LUDLOW

---

Ludlow cleverly blends a penchant for industrial features with inspiration drawn from Palladian architecture. Designed around the light source, Ludlow plays with the simple geometry of circles and squares for an ultra-stylish composition. The single pendant incorporates rustic natural elements with the use of a genuine cow-hide strap.

# LUDLOW

**HINKLEY**  
LIGHTING

lisa mcdennon  
COLLECTION

Inspired by Palladian architecture | Industrial Features  
Geometric Forms | Brushed Graphite finish | Cow-hide  
strap on the single pendant



QN-LUDLOW8-GR

Code	Description	Height	Width	Min. Drop	Max. Drop	Projection	Finish	Max. Wattage
QN-LUDLOW8-GR	8lt Pendant	550mm	944mm	666mm	1429mm*	260mm	Brushed Graphite	8 x 60W E27

\*Supplied with 4 x 305mm & 2 x 152mm rods.

**HINKLEY**  
LIGHTING

lisa mcdennon  
COLLECTION

LUDLOW



QN-LUDLOW1-GR



QN-LUDLOW-1P-GR

Code	Description	Height	Width	Min. Drop	Max. Drop	Projection	Finish	Max. Wattage
QN-LUDLOW-1P-GR	1lt Pendant	707mm	300mm	766mm	1529mm*	150mm	Brushed Graphite	1 x 60W E27
QN-LUDLOW1-GR	1lt Wall Light	262mm	262mm	-	-	85mm	Brushed Graphite	1 x 60W E27

\*Supplied with 2 x 305mm & 1 x 152mm rods.

# LUDLOW

Inspired by Palladian architecture | Industrial Features  
Geometric Forms | Polished Nickel finish | Clear acrylic  
diffusers | Cow-hide strap on the single pendant

**HINKLEY**  
LIGHTING

lisa mcdennon  
COLLECTION



QN-LUDLOW8-PN

Code	Description	Height	Width	Min. Drop	Max. Drop	Projection	Finish	Max. Wattage
QN-LUDLOW8-PN	8lt Pendant	558mm	1030mm	695mm	1564mm*	260mm	Polished Nickel	8 x 60W E27

\*Supplied with 4 x 305mm & 2 x 152mm rods.



QN-LUDLOW1-PN



QN-LUDLOW-1P-PN

Code	Description	Height	Width	Min. Drop	Max. Drop	Projection	Finish	Max. Wattage
QN-LUDLOW-1P-PN	1lt Pendant	816mm	260mm	877mm	1639mm*	131mm	Polished Nickel	1 x 60W E27
QN-LUDLOW1-PN	1lt Wall Light	261mm	260mm	-	-	131mm	Polished Nickel	1 x 60W E27

\*Supplied with 2 x 305mm & 1 x 152mm rods.



## NULA

Nula is a work of art. A juxtaposition of industrial elements and organic influences transmutes simplicity into decadence. Pairing a dense chalk-white exterior with a gleaming, luxe gold interior elicits a dramatic effect. Several designs offer flexibility to customise for unique installations.



QN-NULA-15P  
(shown with cinching ring lowered)



QN-NULA-15P

Code	Description	Height	Width	Min. Drop	Max. Drop	Projection	Finish	Max. Wattage
QN-NULA-15P	15lt Pendant Cluster	957mm	651mm	1091mm	1853mm*	651mm	Shell White/Luxe Gold	15 x 40W E14

\*1 Supplied with 2 x 305mm & 1 x 152mm rods.

# NULA

Industrial and organic influences | Dense chalk-white exterior | Luxe gold interior | Customisable installations

**HINKLEY**  
LIGHTING

lisa mcdennon  
COLLECTION



QN-NULA-12P  
(shown with hooks)

Code	Description	Height	Width	Min. Drop	Max. Drop	Finish	Max. Wattage
QN-NULA-12P	12lt Pendant Cluster	970mm (shown with hooks)	1524mm (shown with hooks),	500mm	3700mm*	Shell White/Luxe Gold	12 x 40W E14

\*Supplied with 3658mm cable.





QN-NULA-12P  
(shown as cascade)



QN-NULA-1P



QN-NULA1

Code	Description	Height	Width	Min. Drop	Max. Drop	Projection	Finish	Max. Wattage
QN-NULA-12P	12lt Pendant Cluster	1970mm (shown as cascade)	374mm (shown as cascade)	500mm	3700mm*	-	Shell White/Luxe Gold	12 x 40W E14
QN-NULA-1P	1lt Pendant	294mm	356mm	367mm	2972mm* <sup>2</sup>	356mm	Shell White/Luxe Gold	1 x 100W E27
QN-NULA1	1lt Wall Light	330mm	127mm	-	-	206mm	Shell White/Luxe Gold	1 x 40W E14

\*<sup>1</sup> Supplied with 2 x 305mm & 1 x 152mm rods. \*<sup>2</sup> Supplied with 3048mm support wire.



# REN

---

This collection draws inspiration from a simple found object, now reinterpreted with a post-modern aesthetic. The striking matte black pods with tantalising interiors of luminous gold cradle a glowing globe of light to create a stunning statement.

# REN

Post-modern aesthetic | Matte black pods with luminous gold interiors | Faux alabaster globes

**HINKLEY**  
LIGHTING

lisa mcdennon  
COLLECTION



QN-REN5

Code	Description	Height	Width	Min. Drop	Max. Drop	Projection	Finish	Max. Wattage
QN-REN5	5lt Chandelier	353mm	914mm	533mm	1142mm*	914mm	Black/Gold	5 x 3.5W G9 (supplied)

\*Supplied with 2 x 305mm & 1 x 152mm rods.



QN-REN1

Code	Description	Height	Width	Min. Drop	Max. Drop	Projection	Finish	Max. Wattage
QN-REN1	1lt Wall Light	254mm	140mm	-	-	165mm	Black/Gold	1 x 3.5W G9 (supplied)



# SKYE

---

Mesmerisingly asymmetrical with a mid-century modern flair, Skye showcases a cluster of clear, open globes, each encircled with a slender brass ring. Each opening is off center and the globes fall to different lengths, with Heritage Brass details pulling the look together perfectly. Adjustments are easily made with the cinching ring, also finished in Heritage Brass.

# SKYE

**HINKLEY**  
LIGHTING

lisa mcdennon  
COLLECTION

Asymmetrical mid-century modern design | Glass globes with off centre openings | Heritage Brass details | Adjustments possible with cinching ring on the multi-cluster pendant



QN-SKYE-1P

Code	Description	Height	Width	Min. Drop	Max. Drop	Projection	Finish	Max. Wattage
QN-SKYE-1P	1lt Pendant	328mm	274mm	370mm	3298mm*	274mm	Heritage Brass	1 x 60W E27

\*Supplied with 3048mm cable.





QN-SKYE-6P

Code	Description	Height	Width	Min. Drop	Max. Drop	Projection	Finish	Max. Wattage
QN-SKYE-6P	6lt Pendant Cluster	1464mm	589mm	1692mm	2302mm*	589mm	Heritage Brass	6 x 60W E27

\*Supplied with 2 x 305mm & 1 x 152mm rods.



# LAGUNA

---

Imagine a net gently breaking the surface, then slowly emerging with a cascade of water droplets trickling through and shimmering with light. Laguna uses a hand-made open framework design in Brushed Gold as the foundation in this artistic interpretation. Clear glass droplets fall at varying lengths, casting the light. Minimal hanging wires ensure the net itself appears to float, as a candle cluster emits light from within.

# LAGUNA

Organic net-like style | Hand-made open framework  
Clear glass droplets | Brushed Gold finish

**HINKLEY**  
LIGHTING

lisa mcdennon  
COLLECTION



QN-LAGUNA-8P

Code	Description	Height	Width	Min. Drop	Max. Drop	Projection	Finish	Max. Wattage
QN-LAGUNA-8P	8lt Pendant	369mm	1067mm	482mm	3366mm*	406mm	Burnished Gold	8 x 40W E14

\*Supplied with 3048mm support wire.



QN-LAGUNA-4P



QN-LAGUNA-6P

Code	Description	Height	Width	Min. Drop	Max. Drop	Projection	Finish	Max. Wattage
QN-LAGUNA-6P	6lt Pendant	369mm	914mm	482mm	3366mm*	914mm	Burnished Gold	6 x 40W E14
QN-LAGUNA-4P	4lt Pendant	356mm	660mm	469mm	3353mm*	660mm	Burnished Gold	4 x 40W E14

\*Supplied with 3048mm support wire.



## AROS

---

Some views are better than others. The striking Aros pendant showcases a provocative mid-century modern starburst cluster in a luxurious Warm Brass finish framed by an articulating, angular cage in prominent Black.



QN-AROS-12P

Code	Description	Height	Width	Min. Drop	Max. Drop	Projection	Finish	Max. Wattage
QN-AROS-12P	12lt Pendant	537mm	510mm	595mm	1358mm*	510mm	Black/Warm Brass	12 x 40W E14

\*Supplied with 3 x 305mm & 1 x 152mm rods.

# ED

ELLEN DEGENERES

*Crafted by*

GENERATION LIGHTING

The partnership of Generation Lighting and ED Ellen DeGeneres originates from a shared passion for interior design and an appreciation for Relaxed Mid-Century and Rustic Modern designs. The products are influenced by some of Ellen's favourite, world-renowned artists and feature signature details that are inspired by Ellen's own treasured pieces throughout her homes.









# BRIANNA

---

Brianna's graceful, seamless curvature and elongated tubular arms lend fluidity and modern appeal to this classic minimalist silhouette. Available in rich, gilded Burnished Brass and the more contemporary Polished Nickel finish. Brianna wall lights include cylindrical shades in fresh White Linen.

# BRIANNA

Classic minimalist silhouette | Wall lights include white linen shades | Elongated tubular arms | Burnished Brass finish

E  
D

ELLEN DEGENERES

*Crafted by*

GENERATION LIGHTING



Optional shade available for this chandelier - order LS359

QN-BRIANNA9-BB

Code	Description	Height	Width	Min. Drop	Max. Drop	Projection	Finish	Max. Wattage
QN-BRIANNA9-BB	9lt Chandelier	645mm	759mm	837mm	2057mm*	759mm	Burnished Brass	9 x 60W E14

\* Supplied with 4 x 305mm & 1 x 152mm rods.

**E  
D**

ELLEN DEGENERES

*Crafted by*

GENERATION LIGHTING

# BRIANNA

---



QN-BRIANNA1-BB



QN-BRIANNA2-BB

Code	Description	Height	Width	Min. Drop	Max. Drop	Projection	Finish	Max. Wattage
QN-BRIANNA1-BB	1lt Wall Light	359mm	102mm	-	-	143mm	Burnished Brass	1 x 60W E14
QN-BRIANNA2-BB	2lt Wall Light	359mm	289mm	-	-	165mm	Burnished Brass	2 x 60W E14

# BRIANNA

Classic minimalist silhouette | Wall lights include white linen shades | Elongated tubular arms | Polished Nickel finish

E  
D

ELLEN DEGENERES

*Crafted by*

GENERATION LIGHTING



Optional shade available for this chandelier - order LS359

QN-BRIANNA9-PN

Code	Description	Height	Width	Min. Drop	Max. Drop	Projection	Finish	Max. Wattage
QN-BRIANNA9-PN	9lt Chandelier	645mm	759mm	837mm	2057mm*	759mm	Polished Nickel	9 x 60W E14

\* Supplied with 4 x 305mm & 1 x 152mm rods.

**E  
D**

ELLEN DEGENERES

*Crafted by*

GENERATION LIGHTING

# BRIANNA

---



QN-BRIANNA1-PN



QN-BRIANNA2-PN

Code	Description	Height	Width	Min. Drop	Max. Drop	Projection	Finish	Max. Wattage
QN-BRIANNA1-PN	1lt Wall Light	359mm	102mm	-	-	143mm	Polished Nickel	1 x 60W E14
QN-BRIANNA2-PN	2lt Wall Light	359mm	289mm	-	-	165mm	Polished Nickel	2 x 60W E14





**E  
D**

ELLEN DEGENERES

*Crafted by*

GENERATION LIGHTING

# DARWIN

Blends urban and rustic elements | Natural wood crown  
Modern Matte White metal shade



QN-DARWIN-P

Code	Description	Height	Width	Min. Drop	Max. Drop	Projection	Finish	Max. Wattage
QN-DARWIN-P	1lt Pendant	340mm	482mm	532mm	1752mm*	482mm	Matte White	1 x 60W E27

\*Supplied with 4 x 305mm & 1 x 152mm rods.



**E  
D**

ELLEN DEGENERES

*Crafted by*

GENERATION LIGHTING

## GEORGIA & INDO

Georgia channels the natural beauty of flourishing leaves  
Indo has a timeless oval motif | Metalwork resembles  
hand-forged iron | Rectangular shades in fresh white  
linen | Aged Iron finish



QN-GEORGIA1



QN-INDO1

Code	Description	Height	Width	Min. Drop	Max. Drop	Projection	Finish	Max. Wattage
QN-GEORGIA1	1lt Wall Light	425mm	279mm	-	-	165mm	Aged Iron	1 x 60W E27
QN-INDO1	1lt Wall Light	375mm	273mm	-	-	140mm	Aged Iron	1 x 60W E27



**E  
D**

ELLEN DEGENERES

*Crafted by*

GENERATION LIGHTING

## PENNY

Mid-century inspired tripod base | Elongated legs meet at a tailored point | White Linen shade | Burnished Brass finish



QN-PENNY-FL-BB

Code	Description	Height	Width	Min. Drop	Max. Drop	Projection	Finish	Max. Wattage
QN-PENNY-FL-BB	Floor Lamp	1397mm	470mm	-	-	470mm	Burnished Brass	1 x 60W E27

# PENNY

Mid-century inspired tripod base | Elongated legs meet at a tailored point | White Linen shade | Aged Iron finish

E  
D

ELLEN DEGENERES

*Crafted by*

GENERATION LIGHTING



QN-PENNY-FL-AI

Code	Description	Height	Width	Min. Drop	Max. Drop	Projection	Finish	Max. Wattage
QN-PENNY-FL-AI	Floor Lamp	1397mm	470mm	-	-	470mm	Aged Iron	1 x 60W E27

**E  
D**

ELLEN DEGENERES

*Crafted by*

GENERATION LIGHTING

## PENNY

Mid-century inspired tripod base | Elongated legs meet at a tailored point | White Linen shade | Polished Nickel finish



QN-PENNY-FL-PN

Code	Description	Height	Width	Min. Drop	Max. Drop	Projection	Finish	Max. Wattage
QN-PENNY-FL-PN	Floor Lamp	1397mm	470mm	-	-	470mm	Polished Nickel	1 x 60W E27





**E  
D**

ELLEN DEGENERES

*Crafted by*

GENERATION LIGHTING

**SIMON**

Task-oriented wall light with swivel functionality | Vintage inspired silhouette | Two-Tone finish of Midnight Black with Burnished Brass accents



QN-SIMON1

Code	Description	Height	Width	Min. Drop	Max. Drop	Projection	Finish	Max. Wattage
QN-SIMON1	1lt Wall Light	439mm	136mm	-	-	623mm	Midnight Black	1 x 60W E27



# ASHER

---

The Asher is contemporary with time-honored appeal in a low profile, yet large-scale silhouette that exudes understated elegance. Available in either a Midnight Black or Matte White exterior finish, both versions utilise an artisanal, hand-applied treatment of real gold leaf that lines the interior of the shade while a silk screen glass diffuser softens the illumination.

# ASHER


Low profile yet large-scale silhouette | Hand-applied gold leaf on shade interiors | Silk screen glass diffuser  
Midnight Black finish

E  
D

ELLEN DEGENERES  
*Crafted by*  
GENERATION LIGHTING



QN-ASHER-3F-MB



QN-ASHER-5P-MB

Code	Description	Height	Width	Min. Drop	Max. Drop	Projection	Finish	Max. Wattage
QN-ASHER-3F-MB	3lt Flush Mount	119mm	368mm	-	-	368mm	Midnight Black	3 x 60W E14
QN-ASHER-5P-MB	5lt Pendant	137mm	485mm	330mm	1550mm*	485mm	Midnight Black	5 x 60W E14

\*Supplied with 4 x 305mm & 1 x 152mm rods.

ED

ELLEN DEGENERES

*Crafted by*

GENERATION LIGHTING

# ASHER

Low profile yet large-scale silhouette | Hand-applied gold leaf on shade interiors | Silk screen glass diffuser  
Matte White finish



QN-ASHER-5P-WHT



QN-ASHER-3F-WHT

Code	Description	Height	Width	Min. Drop	Max. Drop	Projection	Finish	Max. Wattage
QN-ASHER-3F-WHT	3lt Flush Mount	119mm	368mm	-	-	368mm	Matte White	3 x 60W E14
QN-ASHER-5P-WHT	5lt Pendant	137mm	485mm	330mm	1550mm*	485mm	Matte White	5 x 60W E14

\*Supplied with 4 x 305mm & 1 x 152mm rods.



# APOLLO

---

The modernist Apollo impresses with perfectly balanced White Opal Etched Glass globes that gently rest within a spherical Burnished Brass or Polished Nickel frame. Apollo's cosmic appeal and artistic mid-century design is sure to become the focal point of any space.

# APOLLO

White opal etched glass globes gently rest within spherical frames | Cosmic appeal | Mid-century design  
Burnished Brass or Polished Nickel finish

**E  
D**  
ELLEN DEGENERES  
*Crafted by*  
GENERATION LIGHTING



QN-APOLLO1-BB



QN-APOLLO5-BB

Code	Description	Height	Width	Min. Drop	Max. Drop	Projection	Finish	Max. Wattage
QN-APOLLO1-BB	1lt Wall Light	171mm	181mm	-	-	210mm	Burnished Brass	1 x 3.5W G9 (supplied)
QN-APOLLO5-BB	5lt Chandelier	419mm	813mm	611mm	1831mm*	813mm	Burnished Brass	5 x 3.5W G9 (supplied)

\*Supplied with 4 x 305mm & 1 x 152mm rods.



**E  
D**

ELLEN DEGENERES

*Crafted by*

GENERATION LIGHTING

APOLLO



QN-APOLLO5-PN

QN-APOLLO1-PN

Code	Description	Height	Width	Min. Drop	Max. Drop	Projection	Finish	Max. Wattage
QN-APOLLO1-PN	1lt Wall Light	171mm	181mm	-	-	210mm	Polished Nickel	1 x 3.5W G9 (supplied)
QN-APOLLO5-PN	5lt Chandelier	419mm	813mm	611mm	1831mm*	813mm	Polished Nickel	5 x 3.5W G9 (supplied)

\*Supplied with 4 x 305mm & 1 x 152mm rods.



## BRISBIN

---

Brisbin is a three-tiered masterpiece inspired by classic mid-century design featuring the dramatic interplay of layered concentric rounds. Stacked, symmetrical shades are painted white on the interior, gently diffusing the light as it grazes each layer. Available in three finishes; Burnished Brass, Polished Nickel and Matte White.

**E  
D**

ELLEN DEGENERES

*Crafted by*

GENERATION LIGHTING

BRISBIN



QN-BRISBIN-BB

Code	Description	Height	Width	Min. Drop	Max. Drop	Projection	Finish	Max. Wattage
QN-BRISBIN-BB	1lt Pendant	206mm	457mm	397mm	1617mm*	457mm	Burnished Brass	1 x 60W E27

\*Supplied with 4 x 305mm & 1 x 152mm rods.

# BRISBIN

Inspired by classic mid-century designs | Layered concentric round shades painted white inside | Polished Nickel finish

E  
D

ELLEN DEGENERES

*Crafted by*

GENERATION LIGHTING



QN-BRISBIN-PN

Code	Description	Height	Width	Min. Drop	Max. Drop	Projection	Finish	Max. Wattage
QN-BRISBIN-PN	1lt Pendant	206mm	457mm	397mm	1617mm*	457mm	Polished Nickel	1 x 60W E27

\*Supplied with 4 x 305mm & 1 x 152mm rods.

**E  
D**

ELLEN DEGENERES

*Crafted by*

GENERATION LIGHTING

## BRISBIN

Inspired by classic mid-century designs | Layered concentric round shades painted white inside | Matte White finish



QN-BRISBIN-MW


Code	Description	Height	Width	Min. Drop	Max. Drop	Projection	Finish	Max. Wattage
QN-BRISBIN-MW	1lt Pendant	206mm	457mm	397mm	1617mm*	457mm	Matte White	1 x 60W E27

\*Supplied with 4 x 305mm & 1 x 152mm rods.

# CANDOR

Modern vintage style | Rise & fall pendant for adjustable  
downlight | Metal-spun shade in Matte White finish  
Burnished Brass hardware and counterweight

**E  
D**  
ELLEN DEGENERES  
*Crafted by*  
GENERATION LIGHTING



QN-CANDOR-P

Code	Description	Height	Width	Min. Drop	Max. Drop	Projection	Finish	Max. Wattage
QN-CANDOR-P	1lt Pendant	193mm	432mm	626mm	3658mm*	432mm	Matte White	1 x 60W E27

\*Supplied with 4572mm cable.

**E  
D**

ELLEN DEGENERES

*Crafted by*

GENERATION LIGHTING

## HAYMARKET

Mid-century design meets rustic industrial | Cast metal  
concentric tiers | Painted white interior to catch the light  
Artisinal hand-applied Weathered Galvanised finish



QN-HAYMARKET-P

Code	Description	Height	Width	Min. Drop	Max. Drop	Projection	Finish	Max. Wattage
QN-HAYMARKET-P	1lt Pendant	257mm	460mm	343mm	1911mm*	460mm	Weathered Galvanised	1 x 60W E27

\*Supplied with 1524mm chain.

# CARTER

Fine perforated details on conical shades | Two-tone finish of Matte White and Burnished Brass

E  
D

ELLEN DEGENERES

*Crafted by*

GENERATION LIGHTING



QN-CARTER-P-B-MW

Code	Description	Height	Width	Min. Drop	Max. Drop	Projection	Finish	Max. Wattage
QN-CARTER-P-B-MW	1lt Pendant	368mm	318mm	562mm	1782mm*	318mm	Matte White	1 x 60W E27

\*Supplied with 4 x 305mm & 1 x 152mm rods.



**E  
D**

ELLEN DEGENERES

*Crafted by*

GENERATION LIGHTING

CARTER



QN-CARTER-F-MW



QN-CARTER-P-A-MW

Code	Description	Height	Width	Min. Drop	Max. Drop	Projection	Finish	Max. Wattage
QN-CARTER-F-MW	1lt Flush Mount	213mm	281mm	-	-	281mm	Matte White	1 x 60W E27
QN-CARTER-P-A-MW	1lt Pendant	454mm	203mm	646mm	1561mm*	203mm	Matte White	1 x 60W E27

\*Supplied with 3 x 305mm & 1 x 152mm rods.



## JAX

---

Jax channels the celestial allure of a starburst silhouette, celebrating its iconic status within classic art deco design. Three finish options - including Burnished Brass, Polished Nickel and a stunning two-tone Midnight Black/Burnished Brass combination - make a refreshingly modern statement.



QN-JAX10-MB

Code	Description	Height	Width	Min. Drop	Max. Drop	Projection	Finish	Max. Wattage
QN-JAX10-MB	10lt Chandelier	429mm	705mm	477mm	1700mm*1	705mm	Midnight Black/ Burnished Brass	10 x 3.5W G9 LED*2 (supplied)

\*1 Supplied with 4 x 305mm & 1 x 152mm rods. \*2 Each G9 LED = 320Lm

# JAX

Starburst silhouette | Classic art deco design  
Polished Nickel finish

**E  
D**  
ELLEN DEGENERES  
*Crafted by*  
GENERATION LIGHTING



QN-JAX10-PN

Code	Description	Height	Width	Min. Drop	Max. Drop	Projection	Finish	Max. Wattage
QN-JAX10-PN	10lt Chandelier	429mm	705mm	477mm	1701mm*1	705mm	Polished Nickel	10 x 3.5W G9 LED*2 (supplied)

\*1 Supplied with 4 x 305mm & 1 x 152mm rods. \*2 Each G9 LED = 320Lm



QN-JAX10-BB

Code	Description	Height	Width	Min. Drop	Max. Drop	Projection	Finish	Max. Wattage
QN-JAX10-BB	10lt Chandelier	429mm	705mm	477mm	1701mm*1	705mm	Burnished Brass	10 x 3.5W G9 LED*2 (supplied)

\*1 Supplied with 4 x 305mm & 1 x 152mm rods. \*2 Each G9 LED = 320Lm

# JOAN

Geometric lines | Iconic hourglass-inspired shades feature small perforations for soft glow to shine through | Matte White and Burnished Brass two-tone finish

**E  
D**  
ELLEN DEGENERES  
*Crafted by*  
GENERATION LIGHTING



QN-JOAN5-MW

Code	Description	Height	Width	Min. Drop	Max. Drop	Projection	Finish	Max. Wattage
QN-JOAN5-MW	5lt Chandelier	699mm	813mm	893mm	2113mm*	813mm	Matte White/Burnished Brass	5 x 60W E27

\*Supplied with 4 x 305mm & 1 x 152mm rods.



QN-JOAN1-MW



QN-JOAN-TL-MW

Code	Description	Height	Width	Min. Drop	Max. Drop	Projection	Finish	Max. Wattage
QN-JOAN1-MW	1lt Wall Light	273mm	159mm	-	-	305mm	Matte White/Burnished Brass	1 x 60W E27
QN-JOAN5-TL-MW	1lt Table Lamp	635mm	178mm	-	-	219mm	Matte White/Burnished Brass	1 x 60W E27

# JOAN

Geometric lines | Iconic hourglass-inspired shades feature small perforations for soft glow to shine through  
Midnight Black and Burnished Brass two-tone finish

**E  
D**  
ELLEN DEGENERES  
*Crafted by*  
GENERATION LIGHTING



QN-JOAN5-MB

Code	Description	Height	Width	Min. Drop	Max. Drop	Projection	Finish	Max. Wattage
QN-JOAN5-MB	5lt Chandelier	699mm	813mm	893mm	2113*	813mm	Midnight Black/Burnished Brass	5 x 60W E27

\*Supplied with 4 x 305mm & 1 x 152mm rods.



E  
D

ELLEN DEGENERES

*Crafted by*

GENERATION LIGHTING

JOAN




QN-JOAN1-MB



QN-JOAN-TL-MB

Code	Description	Height	Width	Min. Drop	Max. Drop	Projection	Finish	Max. Wattage
QN-JOAN1-MB	1lt Wall Light	273mm	159mm	-	-	305mm	Midnight Black/Burnished Brass	1 x 60W E27
QN-JOAN-TL-MB	1lt Table Lamp	635mm	178mm	-	-	219mm	Midnight Black/Burnished Brass	1 x 60W E27





# HINKLEY

L I G H T I N G

## FREDRICK RAMOND COLLECTION

Experience the exciting designs and unique details that Fredrick Ramond is known for. Conceived with an artisan sense of craftsmanship, the modern styles combine unexpected materials and cutting edge technology. Established in 1965, Fredrick Ramond designs are now owned by Hinkley Lighting USA. This brand is chic and fashionable with a strong focus on modern elegance and luxurious details.



# ENSEMBLE

---

Ensemble's daring silhouette combines layers of sleek edges with rich, gleaming finishes to create a captivating form from any angle.

# ENSEMBLE

**HINKLEY**  
LIGHTING

FREDRICK RAMOND

Strong geometric form | Layers of sleek edges  
Polished Nickel finish



QN-ENSEMBLE5P-PN

Code	Description	Height	Width	Min. Drop	Max. Drop	Projection	Finish	Max. Wattage
QN-ENSEMBLE5P-PN	5lt Pendant Cluster	797mm	778mm	869mm	1733mm*	778mm	Polished Nickel	5 x 60W E27

\* Supplied with 2 x 305mm , 1 x 152mm & 1 x 102mm rods.



QN-ENSEMBLE1P-PN



QN-ENSEMBLE1P-PN  
shown as wall light



QN-ENSEMBLE6-PN

Code	Description	Height	Width	Min. Drop	Max. Drop	Projection	Finish	Max. Wattage
QN-ENSEMBLE1P-PN	1lt Pendant/Wall	297mm	178mm	359mm	2069mm*1	178mm	Polished Nickel	1 x 60W E27
QN-ENSEMBLE6-PN	6lt Linear Pendant Cluster	352mm	1564mm	485mm	1197mm*2	190mm	Polished Nickel	6 x 60W E27

\*1 Supplied with 1829mm cable. \*2 Supplied with 4 x 305mm & 2 x 152mm rods.

# ENSEMBLE

**HINKLEY**  
LIGHTING

FREDRICK RAMOND

Strong geometric form | Layers of sleek edges  
Brushed Bronze finish



QN-ENSEMBLE5P-BB

Code	Description	Height	Width	Min. Drop	Max. Drop	Projection	Finish	Max. Wattage
QN-ENSEMBLE5P-BB	5lt Pendant Cluster	797mm	778mm	869mm	1733mm*	778mm	Brushed Bronze	5 x 60W E27

\* Supplied with 2 x 305mm, 1 x 152mm & 1 x 102mm rods.





QN-ENSEMBLE1P-BB



QN-ENSEMBLE1P-BB  
shown as wall light



QN-ENSEMBLE6-BB

Code	Description	Height	Width	Min. Drop	Max. Drop	Projection	Finish	Max. Wattage
QN-ENSEMBLE1P-BB	1lt Pendant/Wall	297mm	178mm	359mm	2069mm*1	178mm	Brushed Bronze	1 x 60W E27
QN-ENSEMBLE6-BB	6lt Linear Pendant Cluster	352mm	1564mm	485mm	1197mm*2	190mm	Brushed Bronze	6 x 60W E27

\*1 Supplied with 1829mm cable. \*2 Supplied with 4 x 305mm & 2 x 152mm rods.



# VIDA

---

Vida's modern design bursts with a flourishing style that is both highly dramatic and finely sculpted. A statement piece with crystal accents and unique canopy detailing, Vida injects a thrilling dash of contemporary inspiration to its surroundings.

# VIDA

**HINKLEY**  
LIGHTING

FREDRICK RAMOND

Modern starburst shape | Sculpted crystal accents  
Stylised canopy detail | Burnished Gold finish



QN-VIDA-13P-L

Code	Description	Height	Width	Min. Drop	Max. Drop	Projection	Finish	Max. Wattage
QN-VIDA-13P-L	13lt Pendant	1065mm	914mm	1152mm	4151mm*	914mm	Burnished Gold	13 x 40W E14

\* Supplied with 3048mm chain.



QN-VIDA-13P-S



QN-VIDA6

Code	Description	Height	Width	Min. Drop	Max. Drop	Projection	Finish	Max. Wattage
QN-VIDA-13P-S	13lt Pendant	660mm	559mm	754mm	3753mm*	559mm	Burnished Gold	13 x 40W E14
QN-VIDA6	6lt Chandelier	633mm	743mm	725mm	3724mm*	743mm	Burnished Gold	6 x 40W E14

\* Supplied with 3048mm chain.

# VIDA

**HINKLEY**  
LIGHTING

FREDRICK RAMOND

Modern starburst shape | Sculpted crystal accents  
Stylised canopy detail | Burnished Gold finish



QN-VIDA-13P-W

Code	Description	Height	Width	Min. Drop	Max. Drop	Projection	Finish	Max. Wattage
QN-VIDA-13P-W	13lt Pendant	705mm	914mm	795mm	3794mm*	914mm	Burnished Gold	13 x 40W E14

\* Supplied with 3048mm chain.



QN-VIDA-9F



QN-VIDA-2

Code	Description	Height	Width	Min. Drop	Max. Drop	Projection	Finish	Max. Wattage
QN-VIDA-9F	9lt Semi-Flush Mount	368mm	533mm	-	-	533mm	Burnished Gold	9 x 40W E14
QN-VIDA2	2lt Wall Light	438mm	235mm	-	-	133mm	Burnished Gold	2 x 40W E14



Model shown: QN-HARPER7



Plated smoke glass globes | Authentic industrial look  
Machinery-inspired hardware | Polished Nickel finish



QN-HARPER5



QN-HARPER-1P



QN-HARPER7

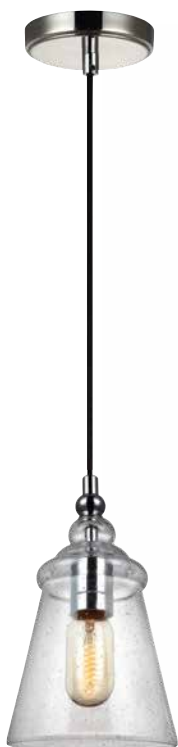
Code	Description	Height	Width	Min. Drop	Max. Drop	Projection	Finish	Max. Wattage
QN-HARPER7	7lt Chandelier	692mm	813mm	1003mm	2375mm*1	813mm	Polished Nickel	7 x 60W E14
QN-HARPER5	5lt Chandelier	762mm	775mm	851mm	2223mm*1	775mm	Polished Nickel	5 x 60W E14
QN-HARPER-1P	1lt Pendant	514mm	352mm	740mm	1654mm*2	352mm	Polished Nickel	1 x 60W E14

\*1 Supplied with 4 x 305mm & 1 x 152mm rods. \*2 Supplied with 3 x 305mm & 1 x 152mm rods.



Model shown: QN-LORAS1

Contemporary take on historic industrial designs  
Clear seeded glass shades | Black fabric cords  
Polished Chrome finish



QN-LORAS-1MP



QN-LORAS1



QN-LORAS6

Code	Description	Height	Width	Min. Drop	Max. Drop	Projection	Finish	Max. Wattage
QN-LORAS1	1lt Wall Light	441mm	146mm	-	-	146mm	Chrome	1 x 60 E27
QN-LORAS6	6lt Chandelier	686mm	943mm	783mm	2350mm*1	943mm	Chrome	6 x 60W E27
QN-LORAS-1MP	1lt Mini-Pendant	270mm	146mm	340mm	4792mm*2	146mm	Chrome	1 x 60W E27

\*1 Supplied with 1524mm chain. \*2 Supplied with 4572mm cable.

# LORAS

**FEISS**  
COLLECTION

Contemporary take on historic industrial designs  
Clear seeded glass shades | Black fabric cords  
Polished Chrome finish



QN-LORAS3



QN-LORAS5

Code	Description	Height	Width	Min. Drop	Max. Drop	Projection	Finish	Max. Wattage
QN-LORAS5	5lt Chandelier	660mm	727mm	757mm	2324mm*	727mm	Chrome	5 x 60W E27
QN-LORAS3	3lt Chandelier	584mm	479mm	681mm	2248mm*	479mm	Chrome	3 x 60W E27

\*Supplied with 1524mm chain.



Elegantly curving arm | Chamfer detailed backplate  
White Parchment shade | Polished Chrome finish  
IP44 rated - suitable for bathroom use



QN-FELIXSTOWE1

Code	Description	Height	Width	Min. Drop	Max. Drop	Projection	Finish	Max. Wattage	IP Rating
QN-FELIXSTOWE1	1lt Wall Light	406mm	121mm	-	-	162mm	Polished Chrome	1 x 3.5W G9 (included)	IP44

# URBAN RESTORATION

**FEISS**  
COLLECTION

Vintage cage design | IP44 rated for bathroom use  
Dark Antique Brass finish

IP44



QN-URBANREST-3SF



QN-URBANREST3

Code	Description	Height	Width	Min. Drop	Max. Drop	Projection	Finish	Max. Wattage	IP Rating
QN-URBANREST-3SF	3lt Semi-Flush Mount	149mm	654mm	-	-	654mm	Dark Antique Brass	3 x 60W E27	IP44
QN-URBANREST3	3lt Vanity Wall Light	311mm	543mm	-	-	184mm	Dark Antique Brass	3 x 60W E27	IP44

IP44



QN-URBANREST2



QN-URBANREST1



QN-URBANREST-MP

Code	Description	Height	Width	Min. Drop	Max. Drop	Projection	Finish	Max. Wattage	IP Rating
QN-URBANREST2	2lt Wall Light	140mm	518mm	-	-	149mm	Dark Antique Brass	2 x 60W E27	IP44
QN-URBANREST1	1lt Wall Light	311mm	140mm	-	-	197mm	Dark Antique Brass	1 x 60W E27	IP44
QN-URBANREST-MP	1lt Pendant	379mm	140mm	453mm	1520mm*	140mm	Dark Antique Brass	1 x 60W E27	IP44

\*Supplied with 3 x 305mm & 1 x 152mm rods.



Model shown: QN-ANGELO-ISLE8



Rustic industrial influence | Thick wavy glass shades  
Two-tone finish of Distressed Weathered Oak and Slated Grey Metal



QN-ANGELO5



QN-ANGELO1



QN-ANGELO-ISLE8

Code	Description	Height	Width	Min. Drop	Max. Drop	Projection	Finish	Max. Wattage
QN-ANGELO5	5lt Chandelier	524mm	610mm	508mm	2174mm*1	610mm	Distressed Weathered Oak/Slate Grey Metal	5 x 60W E27
QN-ANGELO1	1lt Wall Light	330mm	137mm	-	-	152mm	Distressed Weathered Oak/Slate Grey Metal	1 x 60W E27
QN-ANGELO-ISLE8	8lt Linear Chandelier	423mm	1168mm	651mm	1871mm*2	406mm	Distressed Weathered Oak/Slate Grey Metal	8 x 60W E27

\*1 Supplied with 1524mm chain. \*2 Supplied with 8 x 305mm & 2 x 152mm rods



Model shown: QN-ANGELO9

Rustic industrial influence | Thick wavy glass shades  
Two-tone finish of Distressed Weathered Oak and Slated  
Grey Metal



QN-ANGELO6



QN-ANGELO9

Code	Description	Height	Width	Min. Drop	Max. Drop	Projection	Finish	Max. Wattage
QN-ANGELO6	6lt Chandelier	594mm	772mm	578mm	2243mm*1	772mm	Distressed Weathered Oak/Slate Grey Metal	6 x 60W E27
QN-ANGELO9	9lt Chandelier	791mm	829mm	898mm	3074mm*2	829mm	Distressed Weathered Oak/Slate Grey Metal	9 x 60W E27

\*1 Supplied with 1524mm chain. \*2 Supplied with 2134mm chain.

# MARYVILLE

**FEISS**  
COLLECTION

Traditional with soft feminine features | French Country style  
Floral inspired bobeches | Delicate wood bead strands  
Weathered Washed Grey finish



QN-MARYVILLE2



QN-MARYVILLE9

Code	Description	Height	Width	Min. Drop	Max. Drop	Projection	Finish	Max. Wattage
QN-MARYVILLE2	2lt Wall Light	533mm	356mm	-	-	168mm	Washed Grey	2 x 60W E14
QN-MARYVILLE9	9lt Chandelier	838mm	813mm	934mm	3110mm*	-	Washed Grey	9 x 60W E14

\*Supplied with 2134mm chain.



QN-MARYVILLE3



QN-MARYVILLE6

Code	Description	Height	Width	Min. Drop	Max. Drop	Projection	Finish	Max. Wattage
QN-MARYVILLE3	3lt Chandelier	498mm	483mm	594mm	2160mm*	-	Washed Grey	3 x 60W E14
QN-MARYVILLE6	6lt Chandelier	743mm	711mm	839mm	2406mm*	-	Washed Grey	6 x 60W E14

\*Supplied with 1524mm chain.

# CHÂTEAU

**FEISS**  
COLLECTION

Inspired by the grand Châteaux of Southern France  
Square tube curls lyrically play into one another  
Glass crystals punctuate each curl | Mocha Bronze finish



QN-CHATEAU6

Code	Description	Height	Width	Min. Drop	Max. Drop	Projection	Finish	Max. Wattage
QN-CHATEAU6	6lt Chandelier	762mm	638mm	683mm	2429mm*	-	Mocha Bronze	6 x 60W E14

\*Supplied with 1524mm chain.



QN-CHATEAU-SF



QN-CHATEAU2



QN-CHATEAU4

Code	Description	Height	Width	Min. Drop	Max. Drop	Projection	Finish	Max. Wattage
QN-CHATEAU-SF	2lt Semi-Flush Mount	334mm	392mm	-	-	-	Mocha Bronze	2 x 60W E27
QN-CHATEAU2	2lt Wall Light	298mm	229mm	-	-	114mm	Mocha Bronze	2 x 60W E14
QN-CHATEAU4	4lt Chandelier	549mm	422mm	512mm (Semi-Flush)	2191mm*	-	Mocha Bronze	4 x 60W E14

\*Supplied with 1524mm chain.



Models shown: QN-MARKETSQ-L



Nostalgic traditional design | Clear seeded Glass  
Oil Rubbed Bronze finish



QN-MARKETSQ-L



QN-MARKETSQ-M



QN-MARKETSQ-S

Code	Description	Height	Width	Min. Drop	Max. Drop	Projection	Finish	Max. Wattage	IP Rating
QN-MARKETSQ-L	3lt Wall Lantern	638mm	229mm	-	-	165mm	Oil Rubbed Bronze	3 x 60W E14	IP44
QN-MARKETSQ-M	2lt Wall Lantern	483mm	171mm	-	-	124mm	Oil Rubbed Bronze	2 x 60W E14	IP44
QN-MARKETSQ-S	1lt Wall Lantern	356mm	140mm	-	-	108mm	Oil Rubbed Bronze	1 x 60W E14	IP44

# TAIKO



Metal diffuser with artistically arranged gathering of intricate elements | Oatmeal linen shades | Old Bronze finish | Made in the UK

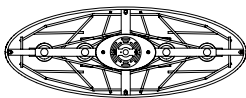


QN-TAIKO-4P detail



QN-TAIKO2

QN-TAIKO5-ISLE  
top view



QN-TAIKO5-ISLE

Code	Description	Height	Width	Min. Drop	Max. Drop	Projection	Finish	Max. Wattage
QN-TAIKO5-ISLE	5lt Linear Pendant	406mm	800mm	533mm	1433mm	310mm	Old Bronze	5 x 60W E27
QN-TAIKO2	2lt Wall Light	602mm	250mm	-	-	125mm	Old Bronze	2 x 60W E14

\*Supplied with 4 x 300mm & 4 x 150mm rods.



QN-TAIKO-3P  
shown as pendant



QN-TAIKO-3P  
shown as semi-flush

All Taiko pendants can be used  
as semi-flush fittings



QN-TAIKO1



QN-TAIKO-4P

Code	Description	Height	Width	Min. Drop	Max. Drop	Projection	Finish	Max. Wattage
QN-TAIKO-4P	4lt Pendant	297mm	550mm	424mm	1324mm*	550mm	Old Bronze	4 x 60W E27
QN-TAIKO1	1lt Wall Light	430mm	135mm	-	-	134mm	Old Bronze	1 x 60W E14
QN-TAIKO-3P	3lt Pendant	237mm	400mm	364mm	1264mm*	400mm	Old Bronze	3 x 60W E27

\*Supplied with 2 x 300mm & 2 x 150mm rods.

# LOUVRE



Gentle industrial aesthetic | Hard angular slats of clear glass | Filament style bulbs recommended | Gunmetal finish



QN-LOUVRE-1P



QN-LOUVRE-4P  
shown as semi-flush



QN-LOUVRE-4P  
shown as pendant

Code	Description	Height	Width	Min. Drop	Max. Drop	Projection	Finish	Max. Wattage
QN-LOUVRE-1P	1lt Pendant	386mm	250mm	475mm	2003mm*	250mm	Gunmetal	1 x 60W E27
QN-LOUVRE-4P	4lt Pendant	407mm	394mm	496mm	2024mm*	394mm	Gunmetal	4 x 60W E27

\* Supplied with 1500mm chain.



QN-LOUVRE-6P



QN-LOUVRE-4F



QN-LOUVRE2

All Louvre pendants can be used as semi-flush fittings

Code	Description	Height	Width	Min. Drop	Max. Drop	Projection	Finish	Max. Wattage
QN-LOUVRE-4F	4lt Flush Mount	314mm	392mm	-	-	392mm	Gunmetal	4 x 60W E27
QN-LOUVRE-6P	6lt Pendant	402mm	493mm	491mm	3519mm*	493mm	Gunmetal	6 x 60W E27
QN-LOUVRE2	2lt Wall Light	288mm	247mm	-	-	149mm	Gunmetal	2 x 60W E27

\* Supplied with 3000mm chain.



## INTRODUCING OUR NEW DUAL-LIT TABLE LAMPS

Our Samara and Milne table lamps offers a new direction on portables, fusing a charming range of mouth-blown glass options with a unique dual lit functionality. Its 4 way switch enables you to illuminate the gorgeous glass base as well as the fabric shade. So depending on your mood, you can select from tranquil lighting effects to a more functional output. Completed with UK hand-made lampshades

NB. These mouth blown glass products (p119 - 127), may vary slightly in production size and colour due to the nature of the craft.



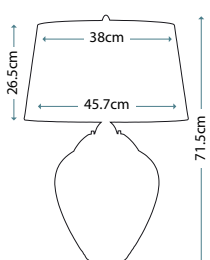
QN-SAMARA-TL-PLM



These table lamps have independent light sources for the shades and bases



QN-SAMARA-TL-BLU

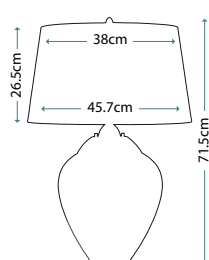


**SAMARA**

QN-SAMARA-TL-PLM

Wavy texture blown glass table lamp with a Plum tint and Polished Nickel metalwork. Fitted with a 4-way switch to light both the shade and base. Complete with a Titanium silver faux silk shade.

Max. Wattage: 1 x 60W E27 + 1 x 7W LED GU10 (GU10 supplied)



**SAMARA**

QN-SAMARA-TL-BLU

Wavy texture blown glass table lamp with a Light Blue tint and Polished Nickel metalwork. Fitted with a 4-way switch to light both the shade and base. Complete with a Scallop taupe faux silk shade.

Max. Wattage: 1 x 60W E27 + 1 x 7W LED GU10 (GU10 supplied)

# SAMARA



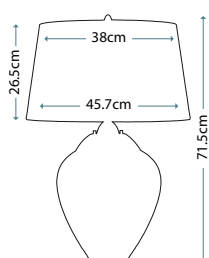
QN-SAMARA-TL-SAL



These table lamps have independent light sources for the shades and bases



QN-SAMARA-TL-SMK

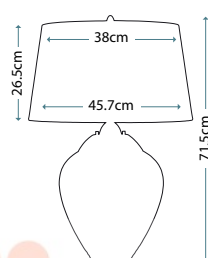


## SAMARA

QN-SAMARA-TL-SAL

Wavy texture blown glass table lamp with a Salmon tint and Polished Nickel metalwork. Fitted with a 4-way switch to light both the shade and base. Complete with a Scallop taupe faux silk shade.

Max. Wattage: 1 x 60W E27 + 1 x 7W LED GU10 (GU10 supplied)



## SAMARA

QN-SAMARA-TL-SMK

Wavy texture blown glass table lamp with a Smoked tint and Polished Nickel metalwork. Fitted with a 4-way switch to light both the shade and base. Complete with a Hepplewhite light grey faux silk shade.

Max. Wattage: 1 x 60W E27 + 1 x 7W LED GU10 (GU10 supplied)





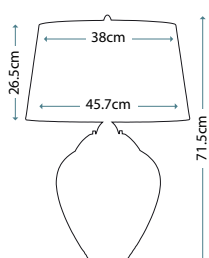
These table lamps have independent light sources for the shades and bases



QN-SAMARA-TL-CLR detail shot



QN-SAMARA-TL-CLR



**SAMARA**

QN-SAMARA-TL-CLR

Wavy texture blown clear glass table lamp and Polished Nickel metalwork. Fitted with a 4-way switch to light both the shade and base. Complete with a Chateau duck egg faux silk shade.

Max. Wattage: 1 x 60W E27 + 1 x 7W LED GU10 (GU10 supplied)

# MILNE



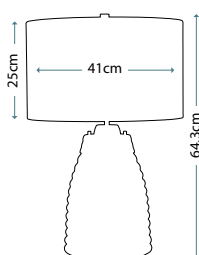
QN-MILNE-TL-AUB



These table lamps have independent light sources for the shades and bases



QN-MILNE-TL-GREY

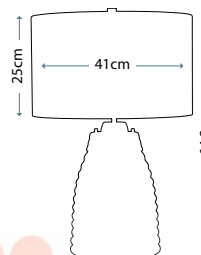


## MILNE

QN-MILNE-TL-AUB

Undulating blown clear glass table lamp fitted with Polished Nickel metalwork. Features a 4-way switch to light both the shade and base. Complete with an Aubergine textured satin shade hand-crafted in the UK.

Max. Wattage: 1 x 60W E27 + 1 x 7W LED GU10 (GU10 supplied)



## MILNE

QN-MILNE-TL-GREY

Undulating blown clear glass table lamp fitted with Polished Nickel metalwork. Features a 4-way switch to light both the shade and base. Complete with a Fog grey textured satin shade hand-crafted in the UK.

Max. Wattage: 1 x 60W E27 + 1 x 7W LED GU10 (GU10 supplied)



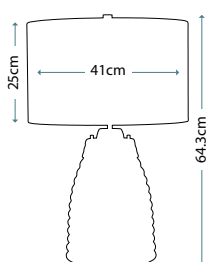
These table lamps have independent light sources for the shades and bases



Milne base detail shot



QN-MILNE-TL-TEAL



**MILNE**

QN-MILNE-TL-TEAL

Undulating blown clear glass table lamp fitted with Polished Nickel metalwork. Features a 4-way switch to light both the shade and base. Complete with a Teal textured satin shade hand-crafted in the UK.

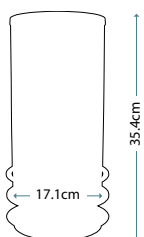
Max. Wattage: 1 x 60W E27 + 1 x 7W LED GU10 (GU10 supplied)



QN-ARNO-SMOKE-AB



QN-ARNO-GREEN-AB

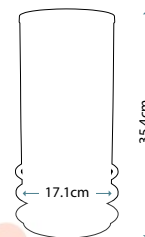


**ARNO**

QN-ARNO-SMOKE-AB

Blown glass obelisk table lamp with a prismatic texture and Smoked tint. The light source is cleverly hidden in the base with fine metal detailing in Aged Brass.

Max. Wattage: 1 x 9W LED GX53 (included)



**ARNO**

QN-ARNO-GREEN-AB

Blown glass obelisk table lamp with a prismatic texture and Green tint. The light source is cleverly hidden in the base with fine metal detailing in Aged Brass.

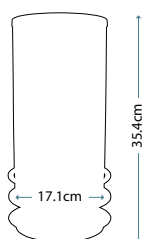
Max. Wattage: 1 x 9W LED GX53 (included)



QN-ARNO-GREEN-PN



QN-ARNO-SMOKE-PN

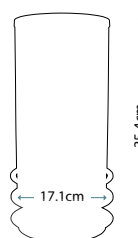


**ARNO**

QN-ARNO-GREEN-PN

Blown glass obelisk table lamp with a prismatic texture and Green tint. The light source is cleverly hidden in the base with fine metal detailing in Polished Nickel.

Max. Wattage: 1 x 9W LED GX53 (included)



**ARNO**

QN-ARNO-SMOKE-PN

Blown glass obelisk table lamp with a prismatic texture and Smoked tint. The light source is cleverly hidden in the base with fine metal detailing in Polished Nickel.

Max. Wattage: 1 x 9W LED GX53 (included)

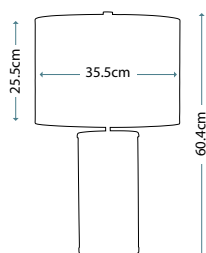
# RENO



QN-RENO-SMOKE-PN



QN-RENO-GREEN-PN

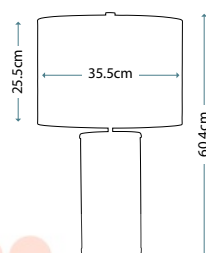


## RENO

QN-RENO-SMOKE-PN

Blown glass table lamp with a prismatic texture and Smoked tint. Completed with crisp Polished Nickel details and a Whale grey faux silk shade with silver metallic inner.

Max. Wattage: 1 x 60W E27



## RENO

QN-RENO-GREEN-PN

Blown glass table lamp with a prismatic texture and Green tint. Completed with crisp Polished Nickel details and an Origami cream faux silk shade with silver metallic inner.

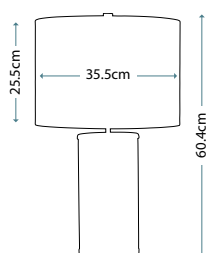
Max. Wattage: 1 x 60W E27



QN-RENO-GREEN-AB



QN-RENO-SMOKE-AB

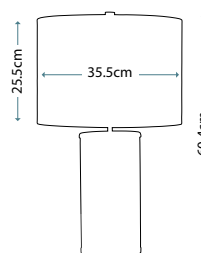


**RENO**

QN-RENO-GREEN-AB

Blown glass table lamp with a prismatic texture and Green tint. Completed with Aged Brass details and an Origami cream faux silk shade with gold metallic inner.

Max. Wattage: 1 x 60W E27



**RENO**

QN-RENO-SMOKE-AB

Blown glass table lamp with a prismatic texture and Smoked tint. Completed with Aged Brass details and a Whale grey faux silk shade with gold metallic inner.

Max. Wattage: 1 x 60W E27







## COLLECTION

These 28 supplement models are available to all channels.



p 130 - 135

Elstead Lighting  
Designed in the UK



p 136 - 142

Feiss Collection  
by Generation Lighting, USA



p143 - 147

Kichler  
Designed in the USA

# CASSIE

The Cassie range provides a decorative twist on the modern spherical form. The chandeliers are provided with both metal bands and crystal swags for a customisable look below the candle holders. The central crystal swags are illuminated by an E27 lamp-holder, helping to increase the light output of this captivating piece.



CASSIE7

shown with alternating  
crystal and rod attachments



CASSIE1

Code	Description	Height	Width	Min. Drop	Max. Drop	Projection	Finish	Max. Wattage
CASSIE1	1lt Wall Light	303mm	127mm	-	-	209mm	Polished Nickel	1 x 60W E14
CASSIE7	7lt Chandelier	773mm	607mm	889mm	3980mm*	607mm	Polished Nickel	6 x 60W E14 & 1 x 60W E27

\*Supplied with 3048mm chain.



CASSIE4  
shown with rod attachments



CASSIE4  
shown with crystal attachments

Code	Description	Height	Width	Min. Drop	Max. Drop	Projection	Finish	Max. Wattage
CASSIE4	4lt Chandelier	581mm	458mm	697mm	2263mm*	458mm	Polished Nickel	3 x 60W E14 & 1 x 60W E27

\* Supplied with 1524mm chain.

# ARIES

Aries has a bold square arm architecture, finished in Polished Nickel and is complemented with high quality cut glass crystals. A softer opal glass bottom panel contrasts with loosely hanging alternating side crystals that offer a playful lighting effect.




ARIES-4P-L  
shown as semi-flush



ARIES-4P-S

Aries pendants can  
be converted to  
semi-flush



ARIES-4P-L



ARIES1

Code	Description	Height	Width	Min. Drop	Max. Drop	Projection	Finish	Max. Wattage
ARIES-4P-L	4lt Large Pendant	291mm	470mm	319mm	1322mm*	470mm	Polished Nickel	4 x 60W E27
ARIES-4P-S	4lt Small Pendant	276mm	320mm	304mm	1306mm*	320mm	Polished Nickel	4 x 60W E14
ARIES1	1lt Wall Light	262mm	229mm	-	-	158mm	Polished Nickel	1 x 60W E27

\*Supplied with 2 x 305mm & 2 x 152mm rods.

Luga's distinct recycled glass base with its strong vertical lines casts a bold yet elegant visual appeal. Topped with its wooden cap and fine metal details, Luga balances contemporary style with a warmer earthier feel. It is complemented with a polycotton drum shade hand-crafted in the UK.

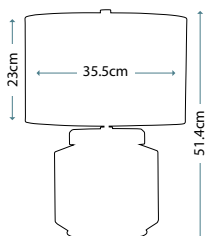
# LUGA



LUGA-TL-NATURAL



LUGA-TL-SMOKE



Code	Description	Height	Width	Finish	Max. Wattage
LUGA-TL-NATURAL	1lt Table Lamp	514mm	355mm	Natural Glass / Light Wood / White shade	1 x 60W E27
LUGA-TL-SMOKE	1lt Table Lamp	514mm	355mm	Smoked Glass / Dark Stained Wood / Ivory shade	1 x 60W E27

# AXIOS

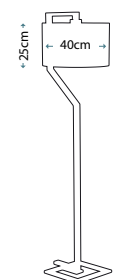
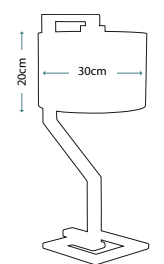
The bold angles of the UK-made Axios and visual tension created by the balancing stem help form an eye catching piece. The two-tone dark grey and cream painted metalwork is offered with a choice of an ivory or grey faux silk drum shade.



AXIOS-FL-IVORY



AXIOS-TL-IVORY



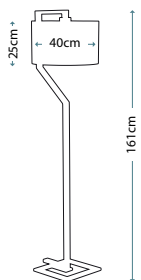
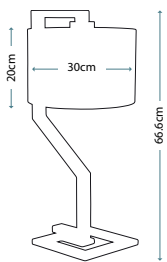
Code	Description	Height	Width	Min. Drop	Max. Drop	Projection	Finish	Max. Wattage
AXIOS-TL-IVORY	1lt Table Lamp	666mm	300mm	-	-	340mm	Cream/Dark Grey/Ivory shade	1 x 60W E27
AXIOS-FL-IVORY	1lt Floor Lamp	1610mm	400mm	-	-	450mm	Cream/Dark Grey/Ivory shade	1 x 60W E27



AXIOS-FL-GREY



AXIOS-TL-GREY



Code	Description	Height	Width	Min. Drop	Max. Drop	Projection	Finish	Max. Wattage
AXIOS-TL-GREY	1lt Table Lamp	666mm	300mm	-	-	340mm	Cream/Dark Grey/Grey shade	1 x 60W E27
AXIOS-FL-GREY	1lt Floor Lamp	1610mm	400mm	-	-	450mm	Cream/Dark Grey/Grey shade	1 x 60W E27



Model shown: FE-LUCIA-6SF-L



The Lucia collection is a fresh, contemporary take on crystal light fixtures. The unique, disk-shaped Sunflower Shape Bauhinia crystals are suspended within the intricate metal work in a Burnished Silver finish, which combine to create these sleek profiles surrounding inner linen drum shade.



FE-LUCIA-3SF-L

Also available in this collection:



FE/LUCIA/P/A



FE/LUCIA1



FE/LUCIA/P/E 2TR



FE/LUCIA/F

Code	Description	Height	Width	Min. Drop	Max. Drop	Projection	Finish	Max. Wattage
FE-LUCIA-6SF-L	6lt Semi-Flush Mount	273mm	762mm	-	-	762mm	Burnished Silver	6 x 60W E27

# HARROW

Combining on-trend Clear Seeded glass with a sleek Polished Nickel frame, the Harrow semi-flush gives an elevated and contemporary transitional look.

**FEISS**  
COLLECTION



FE-HARROW-SF

Also available in this collection:



FE/HARROW/F



FE/HARROW/P/S



FE/HARROW/P/M

Code	Description	Height	Width	Min. Drop	Max. Drop	Projection	Finish	Max. Wattage
FE-HARROW-SF	2lt Semi-Flush Mount	257mm	381mm	-	-	381mm	Polished Nickel	2 x 60W E27

**FEISS**  
COLLECTION

The Tabby semi-flush fitting marries an elegant spherical silhouette with the on-trend look of exposed lamping. The Hounslow semi-flush fitting uses an elongated dome shade with clear glass, making a feature of the bulb.

**TABBY &  
HOUNSLOW**



FE-TABBY-F-PN



FE-HOUNSLOW-F-PN

Also available in these collections:



FE/TABBY/P/S



FE/HOUNSLOW/P/PN

Code	Description	Height	Width	Min. Drop	Max. Drop	Projection	Finish	Max. Wattage
FE-TABBY-F-PN	1lt Flush Mount	235mm	216mm	-	-	216mm	Polished Nickel	1 x 60W E27
FE-HOUNSLOW-F-PN	1lt Flush Mount	225mm	229mm	-	-	229mm	Polished Nickel	1 x 60W E27



Model shown: FE-YARMOUTH-6P

**FEISS**  
COLLECTION

The Yarmouth lighting collection is an elegant and clean interpretation of traditional lanterns. The square arm stock is stylishly turned, and an arch crowns the top of each graceful silhouette. Completely open with no panes of glass, Yarmouth is offered in a Painted Aged Brass finish.

**YARMOUTH**



FE-YARMOUTH-3W



FE-YARMOUTH-2W



FE-YARMOUTH-3P



FE-YARMOUTH-4P



FE-YARMOUTH-6P

Code	Description	Height	Width	Min. Drop	Max. Drop	Projection	Finish	Max. Wattage
FE-YARMOUTH-3W	3lt Wall Light	384mm	318mm	-	-	143mm	Painted Aged Brass	3 × 60W E14
FE-YARMOUTH-2W	2lt Wall Light	248mm	203mm	-	-	111mm	Painted Aged Brass	2 × 60W E14
FE-YARMOUTH-3P	3lt Pendant	391mm	219mm	489mm	2054mm*	219mm	Painted Aged Brass	3 × 60W E14
FE-YARMOUTH-4P	4lt Pendant	606mm	375mm	705mm	2270mm*	375mm	Painted Aged Brass	4 × 60W E14
FE-YARMOUTH-6P	6lt Pendant	772mm	514mm	870mm	2435mm	514mm	Painted Aged Brass	6 × 60W E14

\*Supplied with 1524mm chain.

## GRAVITY

With its clean lines and soft arcs, the Gravity flush defines contemporary styling. It is finished in either Polished Nickel or Polished Chrome and includes a White Opal Etched glass shade.

**FEISS**  
COLLECTION



FE-GRAVITY-F-PC



FE-GRAVITY-F-PN

Code	Description	Height	Width	Min. Drop	Max. Drop	Projection	Finish	Max. Wattage
FE-GRAVITY-F-PC	2lt Flush Mount	108mm	318mm	-	-	318mm	Polished Chrome	2 x 60W E27
FE-GRAVITY-F-PN	2lt Flush Mount	108mm	318mm	-	-	318mm	Polished Nickel	2 x 60W E27

Bringing light and organisation to any space, the Chalkboard wall light is a fun and functional fitting. Features include a chalkboard, chalk holder and goose neck light finished in Weathered Zinc. This versatile design can be hardwired or plugged in.

## CHALK BOARD



KL-CHALKBOARD-WL

Code	Description	Height	Width	Min. Drop	Max. Drop	Projection	Finish	Max. Wattage
KL-CHALKBOARD-WL	1lt Chalkboard Wall Light	610mm	318mm	-	-	229mm	Weathered Zinc	1 x 60W E27



Model shown: KL/SHOPE BT/A OZ



KICHLER

The South Hope portable and rechargeable Bluetooth Lantern softens its sturdy rectangular design with Satin Etched Cased Opal Glass. The LED provides a welcoming light to any indoor or outdoor space. The inbuilt bluetooth speaker allows you to bring your music with you anywhere.

SOUTH HOPE



Controlled by any Bluetooth device



3W audio output

KL/SHOPE BT/A OZ (UK plug)  
KL/SHOPE BT/B OZ (EU plug)

Also available in this collection:



KL/SOUTH HOPE8/S



KL/SOUTH HOPE3/L



KL/SOUTH HOPE/M



KL/SOUTH HOPE/S

Code	Description	Height	Width	Projection	Finish	Max. Wattage	IP Rating
KL/SHOPE BT/A OZ	Bluetooth LED Portable Lantern (UK plug)	474mm	178mm	178mm	Rubbed Bronze	3W LED*	IP44
KL/SHOPE BT/B OZ	Bluetooth LED Portable Lantern (EU plug)	474mm	178mm	178mm	Rubbed Bronze	3W LED*	IP44

\*Integrated LED 3000K, 250 Lumens. Speaker output 3W.



Model shown: KL/LYNDN BT/A BK

**KICHLER**

The Lyndon portable and rechargeable Bluetooth Lantern combines a simple streamline design with an emphasis on traditional details. The integrated LED provides a welcoming light to any indoor or outdoor space. Also fitted with an inbuilt speaker allowing you to take your music anywhere.

**LYNDON**



KL/LYNDN BT/A BK (UK plug)  
KL/LYNDN BT/B BK (EU plug)

Also available in this collection:



KL/LYNDON2/S



KL/LYNDON2/M



KL/LYNDON8/S



KL/LYNDON/5P

Code	Description	Height	Width	Projection	Finish	Max. Wattage	IP Rating
KL/LYNDN BT/A BK	Bluetooth LED Portable Lantern (UK plug)	484mm	206mm	206mm	Textured Black	3W LED*	IP44
KL/LYNDN BT/B BK	Bluetooth LED Portable Lantern (EU plug)	484mm	206mm	206mm	Textured Black	3W LED*	IP44

\*Integrated LED 3000K, 250 Lumens. Speaker output 3W.



# Designer's LIGHT BOX™

BY



Our exclusive brand for showrooms and designers (not available online). Here we are adding 29 further models to the collection.



p 150 - 159

Elstead Lighting  
Designed in the UK



p 160 - 161

Feiss Collection  
by Generation Lighting, USA

# ARMAND

AGED BRASS/CHARCOAL

Armand is a large range of ceiling fittings suitable for a wide array of interior spaces, in two very contrasting finishes of the edgy aged brass/charcoal or classic polished nickel. Its unique glass shades and angular arms create a bold silhouette and a twist on the classic J arm fitting style.



Designer's  
LIGHT BOX™



DL-ARMAND1-AB



DL-ARMAND-SF3-AB



DL-ARMAND8-AB

Code	Description	Height	Width	Min. Drop	Max. Drop	Projection	Finish	Max. Wattage
DL-ARMAND-SF3-AB	3lt Semi-Flush	362mm	564mm	-	-	-	Aged Brass/Charcoal Black	3 x 40W E14
DL-ARMAND8-AB	8lt Chandelier	401mm	912mm	500mm	3528mm*	-	Aged Brass/Charcoal Black	8 x 60W E14
DL-ARMAND1-AB	1lt Wall Light	308mm	134mm	-	-	220mm	Aged Brass/Charcoal Black	1 x 60W E14

\* Supplied with 3000mm chain.



DL-ARMAND5-AB



DL-ARMAND2-AB



DL-ARMAND3-AB

Code	Description	Height	Width	Min. Drop	Max. Drop	Projection	Finish	Max. Wattage
DL-ARMAND5-AB	5lt Chandelier	401mm	732mm	500mm	2028mm*	-	Aged Brass/Charcoal Black	5 x 60W E14
DL-ARMAND2-AB	2lt Wall Light	309mm	345mm	-	-	224mm	Aged Brass/Charcoal Black	2 x 60W E14
DL-ARMAND3-AB	3lt Chandelier	331mm	732mm	431mm	1959mm*	-	Aged Brass/Charcoal Black	3 x 60W E14

\*Supplied with 1500mm chain.

# ARMAND

POLISHED NICKEL

Armand is a large range of ceiling fittings suitable for a wide array of interior spaces, in two very contrasting finishes of the edge aged brass/charcoal or classic polished nickel. Its unique glass shades and angular arms create a bold silhouette and a twist on the classic J arm fitting style.



Designer's  
LIGHT BOX™



DL-ARMAND1-PN



DL-ARMAND-SF3-PN



DL-ARMAND8-PN

Code	Description	Height	Width	Min. Drop	Max. Drop	Projection	Finish	Max. Wattage
DL-ARMAND1-PN	1lt Wall Light	308mm	134mm	-	-	220mm	Polished Nickel	1 x 60W E14
DL-ARMAND-SF3-PN	3lt Semi-Flush	362mm	564mm	-	-	-	Polished Nickel	3 x 40W E14
DL-ARMAND8-PN	8lt Chandelier	401mm	912mm	500mm	3528mm*	-	Polished Nickel	8 x 60W E14

\* Supplied with 3000mm chain.





DL-ARMAND2-PN



DL-ARMAND5-PN



DL-ARMAND3-PN

Code	Description	Height	Width	Min. Drop	Max. Drop	Projection	Finish	Max. Wattage
DL-ARMAND5-PN	5lt Chandelier	401mm	732mm	500mm	2028mm*	-	Polished Nickel	5 x 60W E14
DL-ARMAND2-PN	2lt Wall Light	309mm	345mm	-	-	224mm	Polished Nickel	2 x 60W E14
DL-ARMAND3-PN	3lt Chandelier	331mm	732mm	431mm	1959mm*	-	Polished Nickel	3 x 60W E14

\* Supplied with 1500mm chain.

# COSMOS

Cosmos combines a playful mix of retro style with sophisticated classic detailing. Contrasting cream and aged brass metal merges with the soft blown glass shades, giving your interior both a classic statement yet also a refined touch.



Designer's  
LIGHT BOX™



DL-COSMOS9



DL-COSMOS-1P

Code	Description	Height	Width	Min. Drop	Max. Drop	Projection	Finish	Max. Wattage
DL-COSMOS9	9lt Chandelier	529mm	672mm	662mm	1664mm*1	672mm	Cream/Aged Brass	9 x 60W E14
DL-COSMOS-1P	1lt Pendant	192mm	150mm	265mm	3044mm*2	150mm	Cream/Aged Brass	1 x 60W E14

\*1 Supplied with 2 x 305mm, 2 x 152mm & 1 x 100mm rods. \*2 Supplied with 3000mm cable.



Cosmos chandeliers can be used as semi-flush fittings

DL-COSMOSS  
shown as semi-flush



DL-COSMOS1



DL-COSMOSS

Code	Description	Height	Width	Min. Drop	Max. Drop	Projection	Finish	Max. Wattage
DL-COSMOSS	5lt Chandelier	335mm	567mm	468mm	1469mm*	567mm	Cream/Aged Brass	5 x 60W E14
DL-COSMOS1	1lt Wall Light	337mm	150mm	-	-	209mm	Cream/Aged Brass	1 x 60W E14

\* Supplied with 2 x 305mm, 2 x 152mm & 1 x 100mm rods.

# CORONA

Corona is a versatile glass pendant range that works equally well as a pendant, semi-flush or flush ceiling light. Its frosted side glass panels subtly diffuse the light, and a large opal white glass diffuser helps to create a clean well-illuminated space underneath. Available in two dual-finish options: Museum Bronze/Aged Brass or White/Polished Nickel.



Designer's  
LIGHT BOX™



DL-CORONA-3P-BAB  
shown as flush mount



DL-CORONA-2P-BAB  
shown as semi-flush



DL-CORONA1-BAB



DL-CORONA-3P-BAB  
shown as pendant



DL-CORONA-2P-BAB  
shown as pendant

Code	Description	Height	Width	Min. Drop	Max. Drop	Projection	Finish	Max. Wattage
DL-CORONA-3P-BAB	3lt Pendant	193mm	400mm	206mm	1233mm*	400mm	Museum Bronze/Aged Brass	3 x 60W E27
DL-CORONA-2P-BAB	2lt Pendant	178mm	300mm	192mm	1218mm*	300mm	Museum Bronze/Aged Brass	2 x 60W E27
DL-CORONA1-BAB	1lt Wall Light	232mm	210mm	-	-	105mm	Museum Bronze/Aged Brass	1 x 60W E27

\*Supplied with 2 x 305mm 2 x 152mm & 1 x 75mm rods.



DL-CORONA-3P-WPN  
shown as semi-flush



DL-CORONA-2P-WPN  
shown as flush mount



DL-CORONA-3P-WPN  
shown as pendant



DL-CORONA1-WPN



DL-CORONA-2P-WPN  
shown as pendant

Code	Description	Height	Width	Min. Drop	Max. Drop	Projection	Finish	Max. Wattage
DL-CORONA-3P-WPN	3ft Pendant	193mm	400mm	206mm	1233mm*	400mm	White/Polished Nickel	3 x 60W E27
DL-CORONA-2P-WPN	2ft Pendant	178mm	300mm	192mm	1218mm*	300mm	White/Polished Nickel	2 x 60W E27
DL-CORONA1-WPN	1ft Wall Light	232mm	210mm	-	-	105mm	White/Polished Nickel	1 x 60W E27

\*Supplied with 2 x 305mm, 2 x 152mm & 1 x 75mm rods.



Model shown: DL-KARA-TL-GREEN

The Kara is a charming range of tinted glass table-lamps with bases made from recycled glass. Completed with elegant details and faux silk shades hand-made in the UK, this highly placeable collection works well in a variety of interior spaces.

# KARA



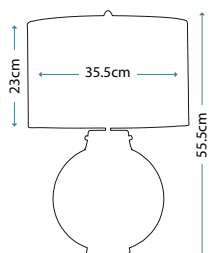
DL-KARA-TL-SMOKE



DL-KARA-TL-GREEN



DL-KARA-TL-BLUE



Code	Description	Height	Width	Finish	Max. Wattage
DL-KARA-TL-GREEN	1lt Table Lamp	555mm	355mm	Green glass / Aged Brass / Origami cream faux silk shade	1 x 60W E27
DL-KARA-TL-SMOKE	1lt Table Lamp	555mm	355mm	Smoked glass / Polished Nickel / Larkspur mauve faux silk shade	1 x 60W E27
DL-KARA-TL-BLUE	1lt Table Lamp	555mm	355mm	Blue glass / Polished Nickel / Heppelwhite light grey faux silk shade	1 x 60W E27

## KINCAID

The Kincaid bathroom flushes are modern-styled with a warm traditional flair. Chamfered metal details are highlighted in a Polished Chrome finish and complemented with an Opal Etched glass shade.

**FEISS**  
COLLECTION

Designer's  
LIGHT BOX™

IP44



DL-KINCAID-F-L



DL-KINCAID-F-M

Code	Description	Height	Width	Min. Drop	Max. Drop	Projection	Finish	Max. Wattage	IP Rating
DL-KINCAID-F-L	3lt Flush Mount	170mm	381mm	-	-	381mm	Polished Chrome	3 x 60W E27	IP44
DL-KINCAID-F-M	2lt Flush Mount	143mm	335mm	-	-	335mm	Polished Chrome	2 x 60W E27	IP44



**FEISS**  
COLLECTION

Designer's  
LIGHT BOX™

Inspired by antique, Italian wedding chandeliers, the traditional Matrimonio collection is named after the Italian word for "wedding." The warm Driftwood finish brings out the rich depth of the turned details while still maintaining an overall elegantly simple and clean aesthetic.

**MATRIMONIO**



DL-MATRIMONIO-1P



DL-MATRIMONIO-1MP

Code	Description	Height	Width	Min. Drop	Max. Drop	Projection	Finish	Max. Wattage
DL-MATRIMONIO-1P	1lt Pendant	349mm	229mm	400mm	4852mm*	229mm	Driftwood/Dark Weathered Zinc	1 x 60W E27
DL-MATRIMONIO-1MP	1lt Mini-Pendant	232mm	162mm	296mm	4748mm*	162mm	Driftwood/Dark Weathered Zinc	1 x 60W E27

\*Supplied with 4572mm cable.

# INDEX

---

Angelo	104 — 107	Joan	78 — 81
Apollo	62 — 65	Kara	158 — 159
Aries	132	Kincaid	160
Armand	150 — 153	Laguna	34 — 37
Arno	124 — 125	Loras	98 — 100
Aros	38 — 39	Louvre	116 — 117
Asher	58 — 61	Lucia	136 — 137
Axios	134 — 135	Ludlow	16 — 21
Brianna	42 — 47	Luga	133
Brisbin	66 — 69	Lyndon	146 — 147
Candor	70	Market Square	112 — 113
Carter	72 — 73	Maryville	108 — 109
Cassie	130 — 131	Matrimonio	161
Chalk Board	143	Milne	122 — 123
Château	110 — 111	Nula	22 — 25
Corona	156 — 157	Penny	52 — 55
Cosmos	154 — 155	Ren	26 — 29
Darwin	48 — 49	Reno	126 — 127
Ensemble	84 — 89	Samara	118 — 121
Felixstowe	101	Simon	56 — 57
Georgia	50 — 51	Skye	30 — 33
Gravity	142	South Hope	144 — 145
Harper	96 — 97	Tabby	139
Harrow	138	Taiko	114 — 115
Haymarket	71	Urban Restoration	102 — 103
Hounslow	139	Vida	90 — 95
Indo	51	Yarmouth	140 — 141
Jax	74 — 77		

---

# See Elstead Lighting's comprehensive Interior and Exterior Lighting Collection...



CONTEMPORARY RANGES



TRADITIONAL RANGES



LIGHTING FOR OUTDOOR LIVING



MODERN OUTDOOR RANGES

To request our catalogues email [sales@elsteadlighting.com](mailto:sales@elsteadlighting.com) or download from [elsteadlighting.com](http://elsteadlighting.com)

UK HEAD OFFICE  
Elstead Lighting Ltd.  
Elstead House, Mill Lane, Alton,  
Hampshire, GU34 2QJ, UK

UK SALES  
T: 01420 82377  
F: 01420 89261  
E: [enquiries@elsteadlighting.com](mailto:enquiries@elsteadlighting.com)

EXPORT SALES (UK)  
T: +44 (0) 1420 590509  
F: +44 (0) 1420 590005  
E: [export@elsteadlighting.com](mailto:export@elsteadlighting.com)

ELSTEAD EUROPEAN OFFICE  
EXPORT SALES (POLAND)  
Elstead Lighting Sp. z o.o.  
ul. Sportowa 12  
32-083 Balice, Poland  
T: +48 124441091  
F: +48 124441966  
E: [zamowienia@elstead-lighting.pl](mailto:zamowienia@elstead-lighting.pl)

ELSTEAD SLOVAKIA  
Elstead Lighting, S. R. O.  
Villa Hungaria, Razusova 9  
Piestany, 92101, Slovakia  
T: +421 (0) 940 853483  
E: [sales@elsteadlighting.sk](mailto:sales@elsteadlighting.sk)

---

[www.elsteadlighting.com](http://www.elsteadlighting.com)

